
Generating Personalized Counterfactual Interventions for Algorithmic Recourse by Eliciting User Preferences

Giovanni De Toni

Fondazione Bruno Kessler, Italy
University of Trento, Italy
giovanni.detoni@unitn.it

Paolo Viappiani

CNRS and University Paris Dauphine, France
paolo.viappiani@lamsade.dauphine.fr

Bruno Lepri

Fondazione Bruno Kessler, Italy
lepri@fbk.eu

Andrea Passerini

University of Trento, Trento, Italy
andrea.passerini@unitn.it

Abstract

Counterfactual interventions are a powerful tool to explain the decisions of a black-box decision process, and to enable algorithmic recourse. They are a sequence of actions that, if performed by a user, can overturn an unfavourable decision made by an automated decision system. However, most of the current methods provide interventions without considering the user's preferences. For example, a user might prefer doing certain actions with respect to others. In this work, we present the first human-in-the-loop approach to perform algorithmic recourse by eliciting user preferences. We introduce a polynomial procedure to ask choice-set questions which maximize the Expected Utility of Selection (EUS), and use it to iteratively refine our cost estimates in a Bayesian setting. We integrate this preference elicitation strategy into a reinforcement learning agent coupled with Monte Carlo Tree Search for efficient exploration, so as to provide personalized interventions achieving algorithmic recourse. An experimental evaluation on synthetic and real-world datasets shows that a handful of queries allows to achieve a substantial reduction in the cost of interventions with respect to user-independent alternatives.

1 Introduction

Automated decision systems are becoming ubiquitous in our daily lives. Through machine learning technologies, we have been able to build systems to aid humans in performing many tasks: university admissions [1], rejecting or accepting a job applicant [2], prescribing medications or treatments [3]. Some of these tasks are also high-risk, such as bail approval [4] or granting a loan request [5]. However, these systems have several shortcomings that need to be addressed. First, users affected by these automated systems usually have no means to overturn a potentially bad decision. The decision systems do not provide explanations or recommendations to act on their decision. Second, many of the models employed are black-box, which means that even the designers of such systems cannot explain their reasoning process. These issues raise substantial concerns about the trustworthiness and fairness of these methods.

Being able to provide explanations or suggestions about how to overturn a given decision made by a machine learning model has even become a legal requirement [6] in certain countries. To address this, a number of approaches have recently been developed to reach *algorithmic recourse*

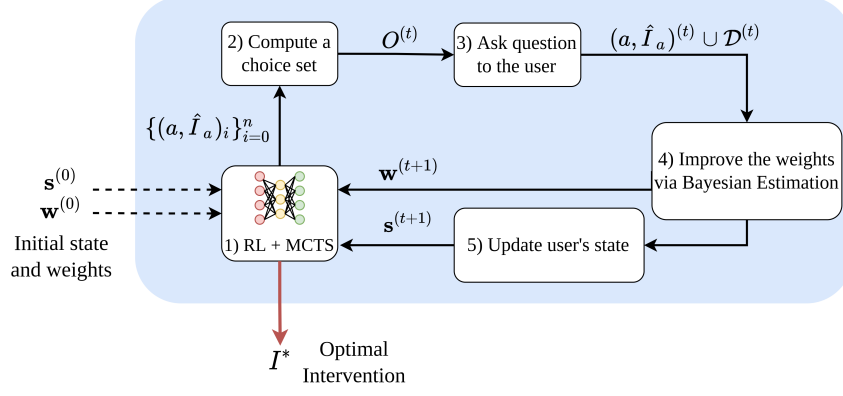


Figure 1: Overview of the complete procedure. (1) Given initial $s^{(0)}$ and $w^{(0)}$, we compute a set of candidate interventions (2) We generate a choice-set $O^{(t)}$ which will be presented to the user (3) The user chooses the best action (4) Given the user’s choice, we improve the weights $w^{(t+1)}$ and (5) we also update the user’s state $s^{(t+1)}$. After q questions, we use the estimated weights to compute the final optimal intervention I^* .

[7, 8, 9, 10, 11, 12, 13, 14], which is the ability to give “explanations and recommendations to individuals who are unfavourably treated by automated decision-making systems” [15]. They all follow a general framework: they want to find a *counterfactual intervention* [16], which is a sequence of actions that, if applied by the user, can overturn the decision given by a machine learning model. Moreover, they want to provide the *shortest* sequence of actions which produces the *least* effort, or cost, upon the user. Finally, they aim to rely on *causal relationships* to determine the best interventions. Indeed, recent research has shown that it would be impossible to achieve recourse without considering a causal structure [17]. However, most of these systems generate interventions by placing hard assumptions on the user. For example, the individual cost of the actions is defined *a-priori*, or even the causal graph is fixed. The generated interventions, while successful, do not take into consideration the potential preferences of the users (e.g., “I do not want to change job”) and tend to patronize them.

In this work, we propose the first human-in-the-loop method to generate counterfactual interventions specifically tailored to a given user. We show how it is possible to refine generic interventions to provide better recommendations through *preference elicitation* [18] under a Bayesian setting. We relax the initial assumptions in our setting by keeping the causal graph structure fixed while iteratively learning the user’s specific costs. At each algorithm iteration, we ask the user to choose the best action available from a choice set. The choice set is computed to maximize the *Expected Utility of Selection* (EUS). Given the user’s answers, we improve our estimate of the weights, which will enable us to generate interventions closer and closer to the optimal sequence for the user. We exploit a Reinforcement Learning technique coupled with Monte Carlo Tree Search (MCTS) for an efficient search to find the interventions given the user’s state. See Figure 1 for a high-level overview of our method.

The main contributions of the paper are the following:

- We provide the first human-in-the-loop method to generate personalized counterfactual interventions by casting the problem through the lens of *preference elicitation*.
- We provide a greedy procedure which builds an optimal choice-set, maximizing the Expected Utility of Selection (EUS) in polynomial time.
- We experimentally show how our interactive approach can generate substantially cheaper interventions than the user-independent counterpart with just a handful of queries.

2 Related work

Counterfactual interventions, (or *explanations*) [16, 19, 20, 21, 22, 23] are powerful tools to explain the decision of machine learning models. They are model-agnostic, local and human-friendly, thus suited to be given as an explanation to an affected user [24]. Several works propose different methods to obtain *algorithmic recourse* via *counterfactual interventions* [9]. They exploits various techniques: program synthesis [7, 10], integer programming [12], probabilistic models [13] or reinforcement learning [11, 7, 10]. Unfortunately, most of the presented works assume fixed costs which are not learned from data ([7, 8, 10, 11] and many more). It is a very strong assumption that is rarely met in practice and can introduce bias in the proposed interventions. Our proposal is to learn these costs by interacting with the user during the intervention generation phase. Most existing counterfactual intervention generation approaches are ill-suited to incorporate an interactive elicitation stage, as they would need explicitly model costs as features in order to converge to a solution (for example [10, 11]), substantially increasing the complexity of the search procedure and the computational budget needed to converge, especially in purely heuristic methods [8]. On the other hand, neuro-symbolic approaches, such as [7], can be adapted to generate personalized interventions even if trained in a user-agnostic way, by integrating the search procedure with a preference elicitation strategy and using the neural output as a *prior* to drive the explorations. We follow this strategy in designing our personalized counterfactual intervention generation method.

Reasoning with preferences and their elicitation are important topics in AI. Modern approaches to preference elicitation adopt some forms of measure of uncertainty on preferences in order to ask informative queries (questions to the user) with the goal of converging to near-optimal recommendations with just a few answers to queries. While an important line of research in preference elicitation deals with minimax regret [25, 26, 27, 28], Bayesian methods [29, 30, 18] have the advantage of modeling imprecision in users answers. Choice queries, prompting the user to select a preferred item among a set, are often used in elicitation; informative choice queries can be selected using some informative measure [31, 28]. Research works dealing with uncertain preferences and preference elicitation include works dealing with decisions under risk [26], sequential decision problems [32], non linear aggregation functions [27], social choice problems [33], constructive domains [34, 35], recommendations in large datasets with deep learning architecture [36].

3 Problem Setting

A user state $\mathbf{s} \in \mathcal{S}$ is defined as a vector of d features. A feature s_i can be categorical or real-valued. Given a user state \mathbf{s} , an action $a \in \mathcal{A}$ changes a single feature s_i to a new value s'_i . Let us also define a cost function $C : \mathcal{A} \times \mathcal{S} \rightarrow \mathbb{R}^+$. The cost function models the effort required by a user to change a feature given a user state. As features are causally related to each other, the cost of changing a feature also depends on the value of a subset of other features.

The cost function C is defined in terms of a *linear structural causal model* (SCM) [37]. An SCM is a directed graph $G = (V, E)$ which represents causal relationships as edges between nodes. In our setting, each node represents the cost of changing a single user feature s_i . We denote the nodes as C_i . A directed edge $e \in E$ represents a causal relationship between two nodes (C_i, C_j) . Each edge e has associated a weight $w_{ij} \in \mathbb{R}$. Moreover, each node has its internal weight w_i . We represent the full weights of the linear SCM as a vector $\mathbf{w} \in \mathbb{R}^m$, where $m = |E| + |V|$. The SCM is *linear*, which means that the cost of changing a feature s_i is assumed to be a linear combination of other costs. We denote with $C(a, \mathbf{s}|\mathbf{w})$ the cost of changing a given feature $s_i \in \mathbf{s}$ to its value s'_i by applying action $a \in \mathcal{A}$, given the weights \mathbf{w} . More formally:

$$C(a, \mathbf{s}|\mathbf{w}) = w_i(s'_i - s_i) + \sum_{j \in Pa_i} w_{ji}s_j \quad (1)$$

where s_i and s'_i are respectively the old and new value of the feature modified by a , and Pa_i are the *parents* of the s_i node. See Figure 2 for an example of SCM and associated cost functions.

An *intervention* I is a sequence of actions $\{a_0, \dots, a_T\}$. Let us define the *intervention cost*, $C(I|\mathbf{w})$ as:

$$C(I|\mathbf{w}) = \sum_{t=0}^T C(a^{(t)}, \mathbf{s}^{(t)}|\mathbf{w}). \quad (2)$$

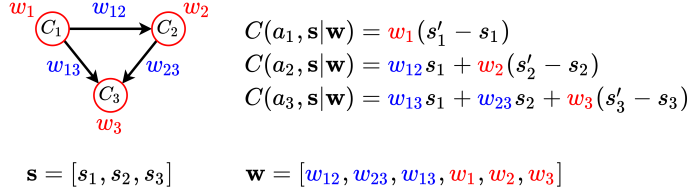


Figure 2: A *Linear Structural Causal Model* for cost modelling. Given a user state, $\mathbf{s} = [s_1, s_2, s_3]$, the cost of changing a feature (e.g., C_3) depends on its parents in the graph. The weight vector \mathbf{w} models the user preferences. Red weights refer to the node components, while the blue weights refer to the edge components.

where $\mathbf{s}^{(t)}$ is the state obtained by applying action $a^{(t-1)}$ to state $\mathbf{s}^{(t-1)}$, and $\mathbf{s}^{(0)} = \mathbf{s}$ is the initial state of the user. We denote with $I(\mathbf{s}^{(0)})$ the operation of applying each action $a \in I$ sequentially. Given a user profile \mathbf{s} with the corresponding weightings \mathbf{w} , we are interested in finding the optimal intervention sequence I^* , which minimizes the intervention cost for the user and enables algorithmic recourse. More formally, given a black-box binary classifier $h : \mathcal{S} \rightarrow \{0, 1\}$ we want to find an intervention I^* such that:

$$I^* = \operatorname{argmin}_I C(I|\mathbf{w}) \quad \text{s.t.} \quad h(I^*(\mathbf{s}^{(0)})) \neq h(\mathbf{s}^{(0)}) \quad (3)$$

4 Background

We employ a strategy similar to De Toni et al. (2022) [7] to achieve recourse, which uses a combination of reinforcement learning (RL) coupled with Monte Carlo Tree Search (MCTS). This strategy exploits RL to learn a generalized policy that can be applied to multiple users to provide interventions. The approach is highly scalable, and it was shown to learn successful policies to obtain recourse by reducing the training budget and the number of queries made to the black-box classifier with respect to competitors.

Following [7] we define an action $a \in \mathcal{A}$ as a tuple (f, x) . f represents a function, while x represents the argument of such function, such as $(\text{change_income}, \$1000)$. Each action a has an associated *precondition* which tells us when the action can be called given the state \mathbf{s} . Given the user state \mathbf{s} , the RL agent produces two policies $\pi_f(\mathbf{s})$ and $\pi_x(\mathbf{s})$, over the potential functions and arguments spaces. The two policies are used as a prior to drive the MCTS search procedure when choosing the next action $a^{(t+1)}$. During training, we use MCTS to find successful interventions, and we train the two policies such to *imitate* the found interventions. Then, during inference, the RL agent and the MCTS work together to generate the intervention, which achieves recourse and minimizes the cost for the user.

In the original setting, the RL agent is trained by assuming a fixed causal graph and fixed weights shared by all the users. The following shows how to adapt this strategy to deal with unknown user-specific costs by integrating it with a preference elicitation procedure. We notice that MCTS improves the ability of the RL agent to generalize with different \mathbf{w} . While the agents' policy is transparent to the user's weights, the MCTS search procedure can take them into account.

5 Personalized Counterfactual Intervention Generation

We now describe in detail each step of the procedure to build personalized interventions. First, we formalize the notion of *expected cost* given the user's weights \mathbf{w} . Second, we show how to formalize user feedback elicitation in terms of *choice set* queries. Last, we integrate the resulting preference elicitation strategy into the counterfactual intervention generation process.

5.1 Expected Intervention Costs

While we can fully know the user state $\mathbf{s} \in \mathcal{S}$, we are not usually also able to know the associated weights \mathbf{w} , nor it is possible to infer them directly from the state. For example, users with the same initial state $\mathbf{s} \in \mathcal{S}$ might favour different actions.

We model our uncertainty on the costs of the user in terms of a probability distribution $P(\mathbf{w})$ over the weights in the SCM (see Figure 2). Initially, this distribution is set to a multivariate standard normal $\mathcal{N}(\mathbf{0}, \mathbf{I})$. In our interactive algorithmic recourse setting, this estimate is progressively refined by *interacting* with the user, collecting the resulting feedback into a dataset $\mathcal{D}^{(t)}$ and computing the posterior of the weights given the feedback, $P(\mathbf{w}|\mathcal{D}^{(t)})$. In this setting, the cost of an action is replaced with an *expected action cost*, $\mathbb{E}[C(a^{(t)}, \mathbf{s}^{(t)})|\mathcal{D}^{(t)}]$, computed by marginalizing over all the possible weightings $\mathbf{w} \in \mathbb{R}^m$:

$$\mathbb{E}[C(a^{(t)}, \mathbf{s}^{(t)})|\mathcal{D}^{(t)}] = \int_{\mathbf{w}} C(a^{(t)}, \mathbf{s}^{(t)}|\mathbf{w})P(\mathbf{w}|\mathcal{D}^{(t)}) d\mathbf{w} \quad (4)$$

Analogously, the cost of an intervention I is replaced by its *expected intervention cost*:

$$\mathbb{E}[C(I)|\mathcal{D}^{(t)}] = \sum_{t=0}^T \mathbb{E}[C(a^{(t)}, \mathbf{s}^{(t)})|\mathcal{D}^{(t)}] \quad (5)$$

The integral defined by Equation 4 cannot be easily computed analytically because of the difficulty of finding a closed-form for $P(\mathbf{w}|\mathcal{D}^{(t)})$. We will resort to Monte Carlo sampling to obtain an approximate estimation of the integral. In the next sections, we will outline how to build the dataset $\mathcal{D}^{(t)}$ and how the preference elicitation process is carried out.

5.2 Eliciting user preferences

In order to incorporate user preferences, we need to define the notion of *partial* and *candidate* interventions. These constructs will be useful when querying the user for feedback.

Definition 5.1 (Partial Intervention). A *partial intervention* $I^{(t)}$ is a sequence of actions $\{a_0, \dots, a_t\}$, where $a_i \in \mathcal{A}$, that does not achieve recourse yet. Given an initial user state $\mathbf{s}^{(0)}$, we have $h(\mathbf{s}^{(0)}) = h(I^{(t)}(\mathbf{s}^{(0)}))$.

Definition 5.2 (Candidate Intervention). A candidate intervention \hat{I}_a is a sequence of actions, $\{a_0, \dots, a_t, a, a_{t+2}, \dots, a_T\}$, that is built starting from a partial intervention $I^{(t)}$, which requires to perform action $a \in \mathcal{A}$ at time $t + 1$, and (eventually) enables recourse for a given user state $\mathbf{s}^{(0)}$.

Given a user state $\mathbf{s}^{(0)}$, we need to rely on our inaccurate estimate of $P(\mathbf{w}|\mathcal{D}^{(t)})$ to compute the optimal intervention I^* . We want to improve our initial estimate, $P(\mathbf{w}|\mathcal{D}^{(t)})$, by incrementally building upon a *partial intervention* by asking to the user to pick the preferred next action from a *choice set*. This set contains a collection of *candidate interventions*. We will give more details about how to generate candidate interventions from partial interventions in the next sections. We iterate this procedure for each time step until we either reach the maximum number of questions or an early stopping criterion based on the *expected loss*, which will be defined in detail in the next section.

Definition 5.3 (Choice set). A *choice set* $O^{(t)}$ for a given *partial intervention* $I^{(t)}$ is a collection of k tuples, (a, \hat{I}_a) , which are made by an action $a \in \mathcal{A}$ and a candidate intervention \hat{I}_a , built from $I^{(t)}$. A choice set only contains actions which we are sure will lead to recourse.

Given a partial intervention $I^{(t)}$, we build at each time step the corresponding choice set $O^{(t)}$, and we ask the user to pick the preferred action a . The associated candidate intervention is not shown to the user since it might bias the selection. However, the user is aware of the partial intervention up to that point. Then, we concatenate $I^{(t)}$ with the user's choice a to obtain $I^{(t+1)} = I^{(t)} \circ a$, and we repeat until we obtain recourse or we reach the maximum number of questions available.

In our setting, the dataset $\mathcal{D}^{(t)}$ becomes the set of choices, candidate interventions and associated choice sets $\{(a, \hat{I}_a, O)^{(0)}, \dots, (a, \hat{I}_a, O)^{(t)}\}$ made by the user up to timestep t . Therefore, $p(\mathbf{w}|\mathcal{D}^{(t)})$

Algorithm 1 Greedy choice set computation.

```
1: procedure SUBMOD-CHOICE( $\mathbf{s}, k, \mathcal{A}, \mathcal{D}, I, \mathbf{w}$ )
2:    $O \leftarrow \emptyset$ 
3:   while  $|O| < k$  do
4:     Compute the feasible actions  $\mathcal{F} \subseteq \mathcal{A}$  given  $\mathbf{s}$ .
5:     Generate the candidate interventions  $\mathcal{I} = \{(a, \hat{I}_a) : a \in \mathcal{F}\}$  given  $\mathbf{s}$  and  $\mathbf{w}$ .
6:     Given  $\Delta EUS = EUS_{NL}(O \cup (a, \hat{I}_a) | \mathbf{s}, \mathcal{D}) - EUS_{NL}(O | \mathbf{s}, \mathcal{D})$ 
7:      $(a, \hat{I}_a) \leftarrow \operatorname{argmax}_{(a, \hat{I}_a) \in 2^{\mathcal{A} \times \mathcal{I}} \setminus O} \Delta EUS$ 
8:      $O \leftarrow O \cup (a, \hat{I}_a)$ 
9:   end while
10:  return  $O$ 
11: end procedure
```

measures the probability that the user's SCM has the weights \mathbf{w} , based on the provided answers. The peculiarity of this setting is that the data is ordinal information about which item is preferred within each set.

5.2.1 Generating the choice set

Given our estimate $P(\mathbf{w} | \mathcal{D}^{(t)})$, we need to show to the user the best choice set available, which maximizes the information gain. Presenting the user with a poorly chosen choice set could slow down the estimation process or make it fail.

Following the preference elicitation setting [18], we define the expected utility of a candidate intervention \hat{I}_a under a belief $p(\mathbf{w} | \mathcal{D}^{(t)})$ as the negation of its expected cost:

$$EU(\hat{I}_a | \mathbf{s}^{(t)}, \mathcal{D}^{(t)}) = -\mathbb{E}[C(\hat{I}_a) | \mathcal{D}^{(t)}] = -\int_{\mathbf{w}} C(\hat{I}_a | \mathbf{w}) P(\mathbf{w} | \mathcal{D}^{(t)}) d\mathbf{w} \quad (6)$$

For each time step t , we have to provide to the user the optimal choice set O^* that has the highest value of information [29]. For choice set, the maximally informative query is the one that maximizes *expected utility of a selection* (*EUS*) [31]. Intuitively, we should choose a choice set that maximises the user's expected utility, which means minimizing the overall expected cost of the successful interventions. However, we cannot assume the user will always choose the best action. Therefore, we model the user's choice with a noise model R . We define $P_R(O^{(t)} \rightsquigarrow a | \mathbf{w})$ as the probability of choosing a from $O^{(t)}$ under the user response model R and weighting \mathbf{w} . In our case, we choose the *logistic response model* (L) which is commonly used in choice modelling [38]:

$$P_L(O^{(t)} \rightsquigarrow a | \mathbf{w}) = \frac{\exp(-\lambda C(\hat{I}_a | \mathbf{w}))}{\sum_{\hat{I}_{a'} \in O^{(t)}} \exp(-\lambda C(\hat{I}_{a'} | \mathbf{w}))} \quad (7)$$

where $\lambda \in \mathbb{R}$ is a temperature parameter. Intuitively, under the logistic response model, two actions producing interventions with similar costs will have a similar probability to be chosen by the user. Lastly, we can define the EUS over a choice set $O^{(t)}$ as:

$$\begin{aligned} EUS_L(O^{(t)} | \mathbf{s}^{(t)}, \mathcal{D}^{(t)}) &= \sum_{a, \hat{I}_a \in O^{(t)}} P_L(O^{(t)} \rightsquigarrow a) EU(\hat{I}_a | \mathbf{s}^{(t)}, \mathcal{D}^{(t)}) \\ &= -\int_{\mathbf{w}} \left[\sum_{a, \hat{I}_a \in O^{(t)}} P_L(O^{(t)} \rightsquigarrow a | \mathbf{w}) C(\hat{I}_a | \mathbf{w}) \right] P(\mathbf{w} | \mathcal{D}^{(t)}) d\mathbf{w} \end{aligned} \quad (8)$$

Generally, the naive maximization of the *EUS* is computationally intensive and intractable in practice. It is possible to prove that the task is *NP-hard* [39, 40]. However, under quite broad response models R , the *EUS* function defined by Equation 8 is *submodular* [40], and there exists a procedure that can determine an approximation of the optimal set O^* with proven accuracy bounds. We have a *greedy* polynomial algorithm that achieves $EUS_R(O | \mathbf{s}, \mathcal{D}) \geq (1 - e^{-1}) EUS_R(O^* | \mathbf{s}, \mathcal{D})$, where O^* is the optimal choice set [18, 39, 40].

Algorithm 2 Generate personalized interventions given the user’s feedback.

```

1: procedure INTERVENE( $\mathbf{s}^{(0)}, q, k, h, \mathcal{A}$ )
2:    $\mathbf{w} \sim \mathcal{N}(\mathbf{0}, \mathbf{I})$ 
3:   Initialize  $t \leftarrow 0$ ,  $I^{(0)} \leftarrow \emptyset$ ,  $\mathcal{D}^{(0)} \leftarrow \emptyset$ 
4:   for  $t \leq q \wedge h(I^{(t)}(\mathbf{s}^{(0)})) = h(\mathbf{s}^{(0)})$  do
5:      $O^{(t)} \leftarrow \text{SUBMOD-CHOICE}(\mathbf{s}^{(t)}, k, \mathcal{A}, \mathcal{D}^{(t)}, I^{(t)}, \mathbf{w})$ 
6:     Compute the average loss  $R$  over  $O^{(t)}$ 
7:     if  $R \approx 0$  then
8:       Stop asking questions and break
9:     end if
10:    Ask the user to pick the best intervention  $(a, \hat{I}_a) \in O^{(t)}$ 
11:     $D^{(t+1)} \leftarrow (a, \hat{I}_a, O)^{(t)} \cup \mathcal{D}^{(t)}$ 
12:     $I^{(t+1)} = I^{(t)} \circ a$ 
13:     $\mathbf{s}^{(t+1)} = I^{(t+1)}(\mathbf{s}^{(0)})$ 
14:    Update weight estimate  $p(\mathbf{w}|\mathcal{D}^{(t+1)})$ 
15:     $t \leftarrow t + 1$ 
16:  end for
17:  Given the expected mean  $\mathbb{E}_{p(\mathbf{w}|\mathcal{D}^{(t)})}[\mathbf{w}]$ , compute the final intervention  $I^*$  with RL+MCTS.
18:  return  $I^*$ 
19: end procedure

```

Unfortunately, the EUS_L under the *logistic model* is not submodular. However, it is possible to prove that we can compute EUS greedily by using the *noiseless response model (NL)* as a proxy [18] with worst-case guarantees; that is $\text{EUS}_L - \text{EUS}_{NL}$ is always smaller than a problem independent bound. The *noiseless response model* is such that:¹

$$P_{NL}(O^{(t)} \rightsquigarrow a) = \prod_{a', \hat{I}_{a'} \in O^{(t)} : a' \neq a} \mathbb{1}[C(\hat{I}_a|\mathbf{w}) < C(\hat{I}_{a'}|\mathbf{w})]$$

which in turn produces a new EUS formulation:

$$\text{EUS}_{NL}(O^{(t)}|\mathbf{s}^{(t)}, \mathcal{D}^{(t)}) = - \int_{\mathbf{w}} \min_{a, \hat{I}_a \in O^{(t)}} \{C(\hat{I}_a|\mathbf{w})\} P(\mathbf{w}|\mathcal{D}^{(t)}) d\mathbf{w} \quad (9)$$

In practice, following the submodularity property, we can build a choice set $O^{(t+1)}$ by iteratively adding the tuple $(a, \hat{I}_a) \in 2^{\mathcal{A} \times \mathcal{I}} \setminus O^{(t)}$ that maximally increases the *EUS*:

$$(a, \hat{I}_a) = \operatorname{argmax}_{(a, \hat{I}_a) \in 2^{\mathcal{A} \times \mathcal{I}} \setminus O^{(t)}} \text{EUS}_{NL}(O^{(t)} \cup (a, \hat{I}_a)|\mathbf{s}^{(t)}, \mathcal{D}^{(t)}) - \text{EUS}_{NL}(O^{(t)}|\mathbf{s}^{(t)}, \mathcal{D}^{(t)}) \quad (10)$$

The procedure is repeated until we reach $|O^{(t+1)}| = k$, where k is the maximum size of the choice set. Algorithm 1 shows the pseudocode of the SUBMOD-CHOICE procedure that generates a choice set greedily. We consider only *feasible* actions $\mathcal{F} \subseteq \mathcal{A}$ for building the set. Given a state $\mathbf{s}^{(t)}$, an action $a \in \mathcal{A}$ is feasible if it has its precondition satisfied (see Section 4).

5.3 Generating the personalized interventions

Algorithm 2 shows the complete procedure to refine the interventions given the user’s feedback. The procedure takes as arguments: $\mathbf{s}^{(0)}$, the initial state of the user, q , how many questions we will ask, k , the size of the choice sets, and \mathcal{A} , the available actions.

Building $O^{(t)}$ greedily requires to compute the candidate interventions for each action $a \in \mathcal{A}$ given the *partial intervention* $I^{(t)}$. In order to do so, we employ a pre-trained RL agent, coupled with the Monte Carlo Tree Search (MCTS) procedure, to efficiently explore the search space based on our

¹For sake of presentation, we assume that there are no ties. Note that the EUS formula is invariant to the way ties are broken. In our implementation, ties are broken uniformly at random.

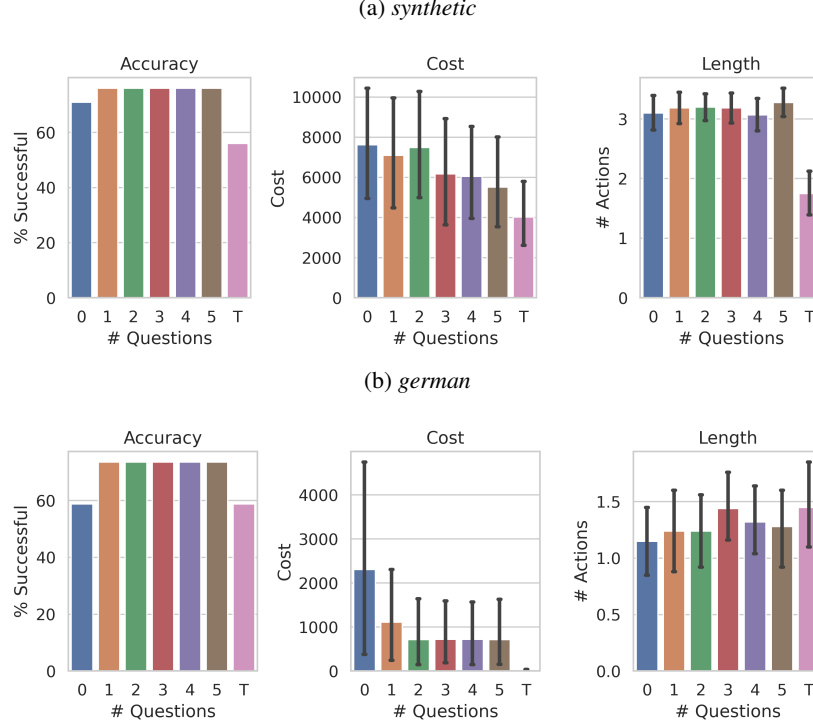


Figure 3: Evaluation results on the *synthetic* (a) and *german* (b) datasets for an increasing number of queries to the user. The "T" value indicates the results when using the ground-truth weights. From left to right: accuracy (fraction of successful interventions), intervention cost and intervention length. Results are averaged over all users, and the error bars indicate the standard deviation.

current estimate $p(\mathbf{w}|\mathcal{D}^{(t)})$. The agent itself was trained assuming fixed costs. However, the MCTS procedure ensures it has the flexibility to adapt to the new costs while we are estimating them.

In order to estimate the weights, we should compute the Bayesian update $P(\mathbf{w}|\mathcal{D}^{(t)}) \propto P(\mathcal{D}^{(t)}|\mathbf{w})P(\mathbf{w})$. However, computing analytically the likelihood is problematic, since $\mathcal{D}^{(t)}$ is a set of preferences. Therefore, we use Monte Carlo methods to sample from the posterior. We employ *ensemble split sampling* [41, 42] and then we average over all the particles to get an estimate of \mathbf{w} after each iteration.

The procedure ends when $I^{(t)}$ achieves recourse or we finish the query budget q . As an additional stopping criterion, we measure the *expected loss* of each choice set. The *expected loss* of a candidate intervention $R((a, \hat{I}_a)|\mathbf{w})$ is defined as the loss in utility we will occur by choosing the tuple (a, \hat{I}_a) instead of the optimal choice [29]. Thus, we have $R((a, \hat{I}_a)|\mathbf{w}) = C(\hat{I}_a|\mathbf{w}) - \min_{(a', \hat{I}_{a'}) \in O} C(\hat{I}_{a'}|\mathbf{w})$. It captures the diversity of the choice set. If the *average expected loss* is low, or close to zero, for many iterations, it means that each action in the choice set has the same utility for the user, and we cannot learn much from it.

As the last step, when the elicitation stage is finished, we re-run the RL agent and the MCTS procedure to compute the final intervention to be recommended to the user.

6 Experiments

We evaluated our approach on two dataset taken from the relevant literature, one synthetic and one real-world: *synthetic*, [7] and *german credit* [43]. We sampled 100 and 34 instances with an unfavourable classification, respectively. The *german* dataset is very small, so we ended up with few examples. The datasets have both categorical and numerical features. They also come with fixed costs and a fixed causal graph each. We kept the corresponding causal graphs, but we randomly generated

user-specific weights for each instance, making sure that user-specific weights determined diversified preferences and different optimal interventions. Further details can be found in the Supplementary Material. For each dataset, we preprocessed the datasets and trained a weight-agnostic RL+MCTS model following [7]. We adapted their MCTS to be consistent with our definition of cost (see Equation 1). The code used for the experiments is available on Github² to ensure reproducibility. The experiments were performed on an Intel(R) Xeon(R) CPU E5-2603 with 12 CPUs and 100 GB of RAM. We measure the *accuracy* as the number of successful interventions, the *average intervention cost* and the *average intervention length*. We vary the number of questions q asked to the user during the evaluation from 0 (weight-agnostic RL+MCTS model) to a maximum of 5. We assume to have a limited amount of questions available to account for the cognitive burden placed on the user. We also set the choice-set dimension as $k = 3$.

Figure 3 show the results for the two datasets. The ground truth is marked as "T", and it represents the interventions generated by knowing the *true* weights. We can see that in both the *synthetic* and *german*, we have a sensible cost reduction by performing preference elicitation. More specifically, by taking $q = 5$, we have a $\sim 28\%$ and $\sim 69\%$ average cost reduction over the weight-agnostic interventions ($q = 0$) for *synthetic* and *german*, respectively. In the *german* case, we already have an average cost reduction of $\sim 52\%$ with just $q = 1$. Moreover, we still retain a good *accuracy* by providing successful interventions for the majority of the users. We can see how the accuracy of the ground truth interventions is lower than the rest. We ascribe this result to the fact that, some users might have certain constraints on the actions for which the RL+MCTS cannot find an intervention that achieves algorithmic recourse. Conversely, we can notice how we have higher accuracy for $q > 0$. We "correct" the initial random weights by doing preference elicitation, focusing only on the actions that achieve recourse. Thus, the RL+MCTS procedure has to satisfy fewer constraints and it can converge more easily to a solution.

If we analyze the *average intervention length*, we can notice two interesting results. First, in the case of the *german* dataset, the length of the interventions is more or less stable for $q > 0$. However, the interventions are very short. Thus, in the case of the weight-agnostic model ($q = 0$), we provide interventions that achieve recourse, but we mostly suggest very costly actions for each user. By doing preference elicitation, we can suggest alternative actions that are less expensive for the affected user and more aligned with their preferences. Second, on the *synthetic* dataset, the model suggests longer interventions than the ground truth ones. It is an effect of choosing choice sets with only actions which achieve recourse. In practice, we estimate only a subset of the weights $\hat{\mathbf{w}} \subset \mathbf{w}$ while the remaining weights are left unoptimized, since our dataset \mathcal{D} contains information only on a subset of actions $\hat{\mathcal{A}}$. One could try to mitigate this issue by asking questions about actions which do not lead to recourse, to estimate the entirety of \mathbf{w} . However, we noticed that this strategy causes a shift in the particle population during sampling, which makes the process move away from the region of interest, leading to costlier interventions.

We want to underline that these results are obtained thanks to the estimation of the weights. In general, the intervention with the minimum costs cannot be built by just picking actions from the *choice set*. The *choice set* contains candidate interventions with sequences of (previous) actions that have been generate from inaccurate weight estimates $P(\mathbf{w}|\mathcal{D})$, making the interventions suboptimal. Therefore, at the end of the preference elicitation stage, we have to recompute the interventions using the now better estimated $P(\mathbf{w}|\mathcal{D})$.

7 Conclusions

In this work, we have shown the first, to the best of our knowledge, human-in-the-loop approach for generating personalized counterfactual interventions for algorithmic recourse through preference elicitation. We developed a framework to iteratively estimate uses costs in a Bayesian setting by asking targeted questions from a choice set. We also provided a polynomial procedure to build greedily choice sets which maximize the Expected Utility of Selection (EUS), and integrated the resulting preference elicitation strategy in a counterfactual intervention generation approach leveraging RL and MCTS. Our experimental evaluation showed how we can achieve a sensible reduction in the intervention costs by asking a handful of questions to the user. Interestingly, we can obtain these results by employing a model trained in a cost-agnostic way.

²The code will be released at a later date.

As for all methods dealing with algorithmic recourse, the effectiveness of the approach should in principle be evaluated on real users. However, this evaluation is highly non-trivial (and thus still missing in the algorithmic recourse literature) because it requires to create a realistic scenario where a user feels to be *unfairly treated* in some machine-driven decision involving her life. The legal requirements that are progressively being introduced to regulate AI systems [6] could contribute to make the information needed to setup such a scenario available in the near future.

In principle, we develop these methods to increase the fairness of the current machine learning systems. However, we need to consider the potential bad ethical ramifications of these technologies. Eliciting users' preferences might entail asking sensitive questions, or malicious entities could exploit these procedures to "hack" and twist the intervention generation. These considerations can be mitigated by research on adversarial attacks to ensure the method's robustness. Moreover, legal advice might be needed to manage personal user data and to ensure the safety of the user's preferences during the procedure.

References

- [1] Austin Waters and Risto Miikkulainen. Grade: Machine learning support for graduate admissions. *Ai Magazine*, 35(1):64–64, 2014.
- [2] Cynthia Liem, Markus Langer, Andrew Demetriou, Annemarie MF Hiemstra, Achmadnoer Sukma Wicaksana, Marise Ph Born, and Cornelius J König. Psychology meets machine learning: Interdisciplinary perspectives on algorithmic job candidate screening. In *Explainable and interpretable models in computer vision and machine learning*, pages 197–253. Springer, 2018.
- [3] Tae Keun Yoo, Ik Hee Ryu, Geunyoung Lee, Youngnam Kim, Jin Kuk Kim, In Sik Lee, Jung Sub Kim, and Tyler Hyungtaek Rim. Adopting machine learning to automatically identify candidate patients for corneal refractive surgery. *NPJ digital medicine*, 2(1):1–9, 2019.
- [4] Julia Dressel and Hany Farid. The accuracy, fairness, and limits of predicting recidivism. *Science advances*, 4(1):eaao5580, 2018.
- [5] Mohammad Ahmad Sheikh, Amit Kumar Goel, and Tapas Kumar. An approach for prediction of loan approval using machine learning algorithm. In *2020 International Conference on Electronics and Sustainable Communication Systems (ICESC)*, pages 490–494. IEEE, 2020.
- [6] Paul Voigt and Axel Von dem Bussche. The EU general data protection regulation (gdpr). *A Practical Guide, 1st Ed.*, Cham: Springer International Publishing, 10(3152676):10–5555, 2017.
- [7] Giovanni De Toni, Bruno Lepri, and Andrea Passerini. Synthesizing explainable counterfactual policies for algorithmic recourse with program synthesis. *arXiv preprint arXiv:2201.07135*, 2022.
- [8] Philip Naumann and Eirini Ntoutsi. Consequence-aware sequential counterfactual generation. In *Joint European Conference on Machine Learning and Knowledge Discovery in Databases*, pages 682–698. Springer, 2021.
- [9] A. Karimi, G. Barthe, B. Schölkopf, and I. Valera. A survey of algorithmic recourse: definitions, formulations, solutions, and prospects. *arXiv preprint arXiv:2010.04050*, 2020.
- [10] G. Ramakrishnan, Y. C. Lee, and A. Albarghouthi. Synthesizing action sequences for modifying model decisions. In *AAAI*, volume 34, pages 5462–5469, 2020.
- [11] S. Yonadav and W. S. Moses. Extracting incentives from black-box decisions. *CoRR*, abs/1910.05664, 2019.
- [12] B. Ustun, A. Spangher, and Y. Liu. Actionable recourse in linear classification. In *FAT**, pages 10–19, 2019.
- [13] A. Karimi, J. von Kügelgen, B. Schölkopf, and I. Valera. Algorithmic recourse under imperfect causal knowledge: a probabilistic approach. In *NeurIPS*, 2020.
- [14] S. Tsirtsis and M. Rodriguez. Decisions, counterfactual explanations and strategic behavior. In *NeurIPS*, 2020.

- [15] Amir-Hossein Karimi, Bernhard Schölkopf, and Isabel Valera. Algorithmic recourse: from counterfactual explanations to interventions. In *Proceedings of the 2021 ACM Conference on Fairness, Accountability, and Transparency*, pages 353–362, 2021.
- [16] Sandra Wachter, Brent Mittelstadt, and Chris Russell. Counterfactual explanations without opening the black box: Automated decisions and the gdpr. *Harv. JL & Tech.*, 31:841, 2017.
- [17] Amir-Hossein Karimi, Julius Von Kügelgen, Bernhard Schölkopf, and Isabel Valera. Algorithmic recourse under imperfect causal knowledge: a probabilistic approach. *Advances in Neural Information Processing Systems*, 33:265–277, 2020.
- [18] Paolo Viappiani and Craig Boutilier. Optimal Bayesian recommendation sets and myopically optimal choice query sets. *Advances in neural information processing systems*, 23, 2010.
- [19] S. Dandl, C. Molnar, M. Binder, and B. Bischl. Multi-objective counterfactual explanations. In *PPSN*, pages 448–469. Springer, 2020.
- [20] R. K. Mothilal, A. Sharma, and C. Tan. Explaining machine learning classifiers through diverse counterfactual explanations. In *FAT**, pages 607–617, 2020.
- [21] A. Karimi, G. Barthe, B. Balle, and I. Valera. Model-agnostic counterfactual explanations for consequential decisions. In *AISTATS*, pages 895–905. PMLR, 2020.
- [22] R. Guidotti, A. Monreale, S. Ruggieri, D. Pedreschi, F. Turini, and F. Giannotti. Local rule-based explanations of black box decision systems. *CoRR*, abs/1805.10820, 2018.
- [23] I. Stepin, J. M. Alonso, and A. Catala and M. Pereira-Fariña. A survey of contrastive and counterfactual explanation generation methods for explainable artificial intelligence. *IEEE Access*, 9:11974–12001, 2021.
- [24] Tim Miller. Explanation in artificial intelligence: Insights from the social sciences. *Artificial intelligence*, 267:1–38, 2019.
- [25] Craig Boutilier, Relu Patrascu, Pascal Poupart, and Dale Schuurmans. Constraint-based optimization and utility elicitation using the minimax decision criterion. *Artif. Intell.*, 170(8-9):686–713, 2006.
- [26] Patrice Perny, Paolo Viappiani, and Abdellah Boukhatem. Incremental preference elicitation for decision making under risk with the rank-dependent utility model. In Alexander T. Ihler and Dominik Janzing, editors, *Proceedings of the Thirty-Second Conference on Uncertainty in Artificial Intelligence, UAI 2016, June 25-29, 2016, New York City, NY, USA*. AUAI Press, 2016.
- [27] Nawal Benabbou, Patrice Perny, and Paolo Viappiani. Incremental elicitation of choquet capacities for multicriteria choice, ranking and sorting problems. *Artif. Intell.*, 246:152–180, 2017.
- [28] Federico Toffano, Paolo Viappiani, and Nic Wilson. Efficient exact computation of setwise minimax regret for interactive preference elicitation. In Frank Dignum, Alessio Lomuscio, Ulle Endriss, and Ann Nowé, editors, *AAMAS ’21: 20th International Conference on Autonomous Agents and Multiagent Systems, Virtual Event, United Kingdom, May 3-7, 2021*, pages 1326–1334. ACM, 2021.
- [29] Urszula Chajewska, Daphne Koller, and Ronald Parr. Making rational decisions using adaptive utility elicitation. In Henry A. Kautz and Bruce W. Porter, editors, *Proceedings of the Seventeenth National Conference on Artificial Intelligence and Twelfth Conference on Innovative Applications of Artificial Intelligence, July 30 - August 3, 2000, Austin, Texas, USA*, pages 363–369. AAAI Press / The MIT Press, 2000.
- [30] Shengbo Guo and Scott Sanner. Real-time multiattribute bayesian preference elicitation with pairwise comparison queries. In Yee Whye Teh and D. Mike Titterton, editors, *Proceedings of the Thirteenth International Conference on Artificial Intelligence and Statistics, AISTATS 2010, Chia Laguna Resort, Sardinia, Italy, May 13-15, 2010*, volume 9 of *JMLR Proceedings*, pages 289–296. JMLR.org, 2010.
- [31] Paolo Viappiani and Craig Boutilier. On the equivalence of optimal recommendation sets and myopically optimal query sets. *Artificial Intelligence*, 286:103328, 2020.
- [32] Riad Akrou, Marc Schoenauer, and Michèle Sebag. APRIL: active preference learning-based reinforcement learning. In Peter A. Flach, Tijl De Bie, and Nello Cristianini, editors, *Machine Learning and Knowledge Discovery in Databases - European Conference, ECML PKDD 2012*,

- Bristol, UK, September 24-28, 2012. *Proceedings, Part II*, volume 7524 of *Lecture Notes in Computer Science*, pages 116–131. Springer, 2012.
- [33] Tyler Lu and Craig Boutilier. Robust approximation and incremental elicitation in voting protocols. In Toby Walsh, editor, *IJCAI 2011, Proceedings of the 22nd International Joint Conference on Artificial Intelligence, Barcelona, Catalonia, Spain, July 16-22, 2011*, pages 287–293. IJCAI/AAAI, 2011.
 - [34] Stefano Teso, Andrea Passerini, and Paolo Viappiani. Constructive preference elicitation by setwise max-margin learning. In Subbarao Kambhampati, editor, *Proceedings of the Twenty-Fifth International Joint Conference on Artificial Intelligence, IJCAI 2016, New York, NY, USA, 9-15 July 2016*, pages 2067–2073. IJCAI/AAAI Press, 2016.
 - [35] Paolo Dragone, Stefano Teso, and Andrea Passerini. Constructive preference elicitation over hybrid combinatorial spaces. In Sheila A. McIlraith and Kilian Q. Weinberger, editors, *Proceedings of the Thirty-Second AAAI Conference on Artificial Intelligence, (AAAI-18)*, pages 2943–2950. AAAI Press, 2018.
 - [36] Ivan Vendrov, Tyler Lu, Qingqing Huang, and Craig Boutilier. Gradient-based optimization for bayesian preference elicitation. In *The Thirty-Fourth AAAI Conference on Artificial Intelligence, (AAAI 2020)*, pages 10292–10301. AAAI Press, 2020.
 - [37] Judea Pearl. *Causality*. Cambridge university press, 2009.
 - [38] R Duncan Luce. *Individual choice behavior: A theoretical analysis*. Courier Corporation, 2012.
 - [39] George L Nemhauser, Laurence A Wolsey, and Marshall L Fisher. An analysis of approximations for maximizing submodular set functions—i. *Mathematical programming*, 14(1):265–294, 1978.
 - [40] Andreas Krause and Daniel Golovin. Submodular function maximization.
 - [41] Minas Karamanis and Florian Beutler. Ensemble slice sampling: Parallel, black-box and gradient-free inference for correlated & multimodal distributions. *arXiv preprint arXiv:2002.06212*, 2020.
 - [42] Minas Karamanis, Florian Beutler, and John A Peacock. zeus: A python implementation of ensemble slice sampling for efficient bayesian parameter inference. *arXiv preprint arXiv:2105.03468*, 2021.
 - [43] Dheeru Dua and Casey Graff. UCI machine learning repository, 2017.