

Consistent and fast inference in compartmental models of epidemics using Poisson Approximate Likelihoods

Michael Whitehouse

School of Mathematics, University of Bristol

Nick Whiteley

School of Mathematics, University of Bristol, and the Alan Turing Institute

Lorenzo Rimella

Department of Mathematics and Statistics, Lancaster University

May 30, 2022

Abstract

Addressing the challenge of scaling-up epidemiological inference to complex and heterogeneous models, we introduce Poisson Approximate Likelihood (PAL) methods. In contrast to the popular ODE approach to compartmental modelling, in which a large population limit is used to motivate a deterministic model, PALs are derived from approximate filtering equations for finite-population, stochastic compartmental models, and the large population limit drives the consistency of maximum PAL estimators. Our theoretical results appear to be the first likelihood-based parameter estimation consistency results applicable across a broad class of partially observed stochastic compartmental models. Compared to simulation-based methods such as Approximate Bayesian Computation and Sequential Monte Carlo, PALs are simple to implement, involving only elementary arithmetic operations and no tuning parameters; and fast to evaluate, requiring no simulation from the model and having computational cost independent of population size. Through examples, we demonstrate how PALs can be: embedded within Delayed Acceptance Particle Markov Chain Monte Carlo to facilitate Bayesian inference; used to fit an age-structured model of influenza, taking advantage of automatic differentiation in Stan; and applied to calibrate a spatial meta-population model of measles.

1 Introduction

Compartmental modelling is one of the most widespread methods for quantifying the dynamics of infectious diseases in populations. Both stochastic and deterministic variants of this modelling approach date back to the works of McKendrick and Kermack in the 1920's [45, 34], later explored by Bartlett [10, 9] and D.G. Kendall [32], see [30] for an introduction and historical overview. The essence of compartmental modelling is that individuals in a population transition between a collection of discrete compartments, usually representing disease states, where the rates of transition may depend on the current state of population as well as possibly unknown parameters. This provides an interpretable, mechanistic framework in which to infer epidemic characteristics such as reproduction numbers, forecast disease dynamics and explore the possible impacts of public health interventions.

The literature on applications of compartmental models in epidemiology is vast, including a substantial amount of research activity prompted by the COVID-19 pandemic. We won't attempt to thoroughly survey this huge literature, but rather point to certain examples to illustrate the motivation for the present work. The earliest formulated compartmental models of epidemics consist of a small number of compartments, just three in the standard Susceptible-Infected-Recovered (SIR) model. Modern compartmental models often feature many more compartments, each corresponding to some combination of disease state and other variates. By increasing the number of compartments, the modeller can specify a more precise representation of complex diseases and populations, such as multi-strain dynamics [64], subpopulations associated with, e.g., households or age-groups [4], and spatial information [65]. Modelling such features is considered a key challenge by epidemiologists [8, 23, 51, 63]. To give an indication of scale, a spatial metapopulation model of measles from [65], applied in [27] and which we shall go on to discuss in more detail, incorporates four disease states for each of 40 towns and cities across the UK, giving a total of 160 compartments. For models with, for example, finer spatial resolution or greater

geographic reach, it is not difficult to imagine models with compartment numbers substantially larger than this.

However, as we shall go on to detail, the computational cost associated with fitting compartmental models to data in general grows with the number of compartments and also, in the cases of some methods, with the population size. Exact likelihood-based inference is intractable in general and approximate inference, using a variety of techniques which we shall shortly survey, typically either involves deleterious model simplifications or involves highly sophisticated algorithms which incur a substantial computational cost. Thus scaling-up inference to complex models is an important and open challenge – this is the motivation for the present work.

We note that compartmental models are popular outside of epidemiology, especially in ecology and biochemistry, for example, [39, 21]. It may be worthwhile to develop similar methods to ours for these problems too, but that is beyond the scope of the present work.

Leveraging a large population for consistent parameter estimation rather than to define a model

Compartmental models come in various forms, some stochastic, some deterministic; some in continuous time, some in discrete time; some modelling finite populations, some motivated by large population asymptotics. Deterministic, ODE-based compartmental models are very popular in practice and often motivated by the fact they can be obtained from finite-population stochastic models in the large population limit. As a preface to introducing Poisson Approximate Likelihood methods let us first consider the standard Susceptible-Exposed-Infective-Removed (SEIR) model and the relation between its ODE and finite-population, stochastic variants. We note that ultimately the present work is motivated by much more complex models, we discuss the standard SEIR model only for purposes of exposition.

Let n denote the total number of individuals in the population, assumed constant in time. In the finite-population, continuous-time, stochastic version of the SEIR model, $X_t^{(n)} := [S_t^{(n)} E_t^{(n)} I_t^{(n)} R_t^{(n)}]^\top$ denotes the numbers of susceptible, exposed, infective and removed individuals, respectively. Each susceptible individual becomes exposed at instantaneous rate $\beta n^{-1} I_t^{(n)}$, each exposed individuals becomes infective at rate ρ , each infective individual is “removed” at rate γ , and $(X_t^{(n)})_{t \geq 0}$ is a jump-Markov process. General results concerning the convergence of jump-Markov processes to the solutions of ODE’s [40, 41] can be applied to show that, if $n^{-1} X_0^{(n)} \rightarrow x_0$ in probability, then for any $T > 0$ and $\delta > 0$,

$$\lim_{n \rightarrow \infty} \mathbb{P} \left(\sup_{0 \leq t \leq T} \|n^{-1} X_t^{(n)} - x_t\| > \delta \right) = 0, \quad (1.1)$$

where $(x_t)_{t \geq 0}$, $x_t \equiv [s_t \ e_t \ i_t \ r_t]^\top$, solves:

$$\frac{ds_t}{dt} = -\beta s_t i_t, \quad \frac{de_t}{dt} = \beta s_t i_t - \rho e_t, \quad \frac{di_t}{dt} = \rho e_t - \gamma i_t, \quad \frac{dr_t}{dt} = \gamma i_t. \quad (1.2)$$

It follows from $S_0^{(n)} + E_0^{(n)} + I_0^{(n)} + R_0^{(n)} = n$ together with $n^{-1} X_0^{(n)} \rightarrow x_0$ and (1.2), that $s_t + e_t + i_t + r_t = 1$ for all $t \geq 0$. In order to use this ODE to model a population of size n , x_t is scaled back up by a factor of n , $x_t^{(n)} \equiv [s_t^{(n)} \ i_t^{(n)} \ e_t^{(n)} \ r_t^{(n)}]^\top := n[s_t \ e_t \ i_t \ r_t]^\top$, which satisfies the form of SEIR ODE usually encountered in practice:

$$\frac{ds_t^{(n)}}{dt} = -\beta s_t^{(n)} \frac{i_t^{(n)}}{n}, \quad \frac{de_t^{(n)}}{dt} = \beta s_t^{(n)} \frac{i_t^{(n)}}{n} - \rho e_t^{(n)}, \quad \frac{di_t^{(n)}}{dt} = \rho e_t^{(n)} - \gamma i_t^{(n)}, \quad \frac{dr_t^{(n)}}{dt} = \gamma i_t^{(n)}. \quad (1.3)$$

To relate $(X_t^{(n)})_{t \geq 0}$ or $(x_t^{(n)})_{t \geq 0}$ to data, for example, error-prone measurements of the number of newly infective individuals in given time periods, one usually postulates a probabilistic observation model, and evaluation of the likelihood function for the parameters (β, ρ, γ) then involves marginalizing out $(X_t^{(n)})_{t \geq 0}$ in the case of the finite population stochastic model, which is intractable, or numerical approximation to $(x_t^{(n)})_{t \geq 0}$ in the case of the ODE.

Note here that the only way that $x_t^{(n)}$ depends on n is through the scaling factor $x_t^{(n)} = n x_t$. This, along with the lack of stochasticity, illustrates the simplicity but inflexibility of the ODE approach to compartmental modelling. Indeed it has been recognized that ODE models cannot capture important epidemiological phenomena such as fade-out, extinction, lack of synchrony, or deviations from stable behaviour [53, Sec. 8] and, somewhat more obviously, may under-represent uncertainty [35].

To summarise the above consider the following conceptual workflow:

- ODE 1. specify a finite population, stochastic, continuous-time compartmental model $(X_t^{(n)})_{t \geq 0}$;
- ODE 2. scale $X_t^{(n)}$ by n^{-1} and take the large population limit $n \rightarrow \infty$ to obtain $(x_t)_{t \geq 0}$;
- ODE 3. re-scale $(x_t)_{t \geq 0}$ by n to obtain $(x_t^{(n)})_{t \geq 0}$, on the appropriate scale for a population of size n ;
- ODE 4. numerically approximate $(x_t^{(n)})_{t \geq 0}$ and combine with an observation model to evaluate the likelihood function.

Of course in practice, someone can use the ODE model (1.3) without knowing anything about steps ODE 1.-3. We write out these steps in order to emphasize how the ODE approach differs to the PAL methods proposed in the present work, where crucially the limit $n \rightarrow \infty$ is taken later in the conceptual workflow:

- PAL 1. specify a finite population, stochastic, discrete-time compartmental model;
- PAL 2. combine this model with an observation model to obtain discrete-time filtering equations;
- PAL 3. recursively approximate the filtering equations using Poisson distributions, thus defining the PAL;
- PAL 4. take the large population limit, $n \rightarrow \infty$, to establish the consistency of the parameter estimator obtained by maximizing the PAL.

Contributions

- The Latent Compartmental Model we work with is introduced in section 3. It allows the probabilities of individuals transitioning between compartments to depend on the state of the population as a whole in a quite general way, as well as allowing for immigration and emigration, constant or random and dynamic population size.
- Also in section 3, we introduce two types of observation models: one for prevalence data, allowing for under-reporting, mis-reporting and spurious measurements; and one for incidence data, including incidence data which are aggregated in time. Working in discrete time allows us to easily formulate filtering equations for these models in section 4.
- In sections 4.1 and 4.2 we explain the rationale for the recursive Poisson approximations of the filtering equations which lead us to PALs. The algorithms used to compute PALs involve only elementary linear algebra operations. Evaluating PALs up to a constant independent of parameter values as is sufficient for optimization, or evaluating ratios of PALs as arises in MCMC algorithms, has computational cost independent of population size.
- In section 5 we state our main consistency result concerning consistency of maximum PAL estimators in the large-population regime, and outline the main steps in the proof. As part of the proof we obtain novel results about asymptotically accurate filtering.
- In section 6 we use simulations to illustrate the theory and discuss various approaches to inference in the context of three real data sets. Disadvantages of PALs and opportunities for future research are described in section 6.5.

2 Related literature

Poisson process approximations and similar techniques

The general idea of recursive distributional approximations in filtering for state-space models is sometimes called “assumed density filtering” in the engineering and control literature. The idea of such approximations dates back at least as far as [56], who considered the linear-Gaussian case. For a form of general state-space hidden Markov model in which the hidden state is a spatial Poisson process, recursive approximation of filtering distributions using Poisson processes underlies the so-called Probability Hypothesis Density filter of [44], subsequently re-derived and generalized by [54, 14]. An notable connection here is that a specific but epidemiologically uninteresting (as we shall explain in section 3.2) case of one model we consider in section 4.1 coincides with a discrete-state version of the model considered by [44, 54, 14] and the corresponding special case of our algorithm 1 would coincide with a discrete-state version of the

PHD filter in [44, 54, 14]. We also note that that incidence data model we define in sections 3.3.2 and 3.3.3 is particularly important for epidemiological data and notably different to the model of [44, 54, 14].

The idea of using such Poisson process-based approximations for parameter estimation in spatial multi-target models was suggested by [55] but without any rigorous justification. Indeed across the broad and substantial literature on the Probability Hypothesis Density the authors are not aware of any theoretical results concerning parameter estimator consistency. Extending our consistency results to the non-discrete setting of the PHD filter may be of considerable interest to the engineering community but is beyond the scope of the present work.

Finally we note that [62] considered approximate filtering for epidemic models using multinomial rather than Poisson approximations, but without rigorous justification and without any consistency theory. In the present work we consider much a broader class of models and rigorously establish consistency.

Other inference algorithms for stochastic compartmental models

Finite-population, stochastic compartmental models explicitly incorporate the random dynamics of individuals in the population and so can capture a more diverse range of epidemic behaviors than ODE methods. Evaluating the likelihood function for model parameters in finite-population stochastic models involves marginalizing out over the set of all possible configurations of the population amongst the compartments, and the cost of this summation explodes with the number of compartments and the population size. This has prompted development of a variety of simulation-based inference methods based around Data Augmentation MCMC [25, 49, 48, 42, 22, 47], Approximate Bayesian Computation (ABC) [58, 46] and Sequential Monte Carlo (SMC) [6, 28, 19, 38, 31]. An attractive feature of the latter two families of methods is that the only way in which the model enters the computational machinery is through simulation: if one can simulate from the model and in the case of ABC quantify the discrepancy between simulated and real data, or in the case of SMC evaluate the likelihood function for an observation model, then in principle, one can apply these methods. However the computational work involved in these simulations usually scales up with both the number of compartments and the population size, making these techniques very computationally intensive in general. Moreover there are usually choices to be made concerning algorithm tuning parameters such as the choice of summary statistics and the number of particles, which can complicate the use of ABC and SMC.

A functional central limit theorem associated with (1.1) due to [41] gives rise to a form of SDE approximation to finite-population continuous time stochastic models, known as the Linear Noise Approximation (LNA), see e.g., [21, 39] for practical details in various contexts. The LNA SDE has a multivariate Gaussian transition density which if combined with a suitable Gaussian observation model allows disease states to be marginalized out in closed form. The approximate likelihood function which thus arises may be used for inference directly, or as a surrogate for the exact likelihood function if a suitable correction can be applied, e.g. using Delayed Acceptance MCMC [26].

The LNA could be described with a similar workflow to the ODE workflow in section 1, but with $(x_t)_{t \geq 0}$ and $(x_t^{(n)})_{t \geq 0}$, replaced by the solutions of SDE's arising from the functional CLT associated with (1.1), and numerical approximation to $(x_t^{(n)})_{t \geq 0}$ replaced by marginalizing out. The LNA involves computing covariance matrices associated with the set of compartments, and hence the computational cost of applying the LNA can scale with the third power of the number of compartments in general. We note that other varieties of SDE-based approximations to finite-population stochastic compartmental models have been proposed [1], although the transition probabilities associated with these SDE's are usually not available in closed form and/or generally costly simulation-based methods are relied upon to fit these models to data [52, 16].

Consistency results for compartmental models

As surveyed above, in recent years much research on inference in compartmental models has focused on computational issues. The literature on consistency of parameter estimators is generally older and much more focused on specific instances of compartmental models for which inferential calculations can be made in closed form.

In the case of a fully-observed, continuous-time Susceptible-Infective-Removed (SIR) model, i.e. for which all infection and removal times are observed, maximum likelihood estimators of the infection and removal rate parameters are available in closed form and are consistent with asymptotically normal estimation error, established in the regime where the population size tends to infinity using martingale limit theorems, see [11], [11, 3, Ch. 9] and references therein. It is very unrealistic to assume that all

infection and removal times are observed. For some restrictive cases of specific partial observations from the SIR model, such as when only the initial and final state of the population are observed, maximum likelihood estimators are available and are consistent [3, Ch. 10]. However, perhaps owing to the specificity of the mathematics involved, the range of applications of martingale methods seems limited [11].

We also note that consistent point estimators of specific parameters within specific models, such as the Malthusian parameter in an SEIR model [43], or R_0 in an SIR model are available [13], but their derivations seem to be also very tied to the specifics of these models. There appears to be a lack of consistency results for likelihood-based estimators for more general classes of compartmental models.

3 Models

3.1 Notation

The set of natural numbers, including 0, is denoted \mathbb{N}_0 . For an integer $m \geq 1$, $[m] := \{1, \dots, m\}$. Matrices and vectors are denoted by bold upper-case and bold lower-case letters respectively, e.g., \mathbf{A} and \mathbf{b} , with non-bold upper-case and lower case used for their respective elements $A^{(i,j)}$, $b^{(i)}$. All vectors are column vectors unless stated otherwise. We use $\mathbf{1}_m$ to denote the vector of m 1's and $\mathbf{0}_m$ to denote the vector of m 0's. The indicator function is denoted $\mathbb{I}[\cdot]$. The element-wise product of matrices and vectors are denoted $\mathbf{A} \odot \mathbf{B}$ and $\mathbf{a} \odot \mathbf{b}$ respectively, the element-wise division of matrices and vectors are denoted $\mathbf{A} \oslash \mathbf{B}$ and $\mathbf{a} \oslash \mathbf{b}$ respectively, the outer product of vectors is denoted $\mathbf{a} \otimes \mathbf{b}$. The logarithm $\log \mathbf{A}$, factorial $\mathbf{A}!$, and exponential $\exp(\mathbf{A})$ are taken element-wise. For $\mathbf{x} \in \mathbb{N}_0^m$ we define $\boldsymbol{\eta}(\mathbf{x}) = [x^{(1)}/\mathbf{1}_m^\top \mathbf{x} \cdots x^{(m)}/\mathbf{1}_m^\top \mathbf{x}]^\top$, i.e. the function $\boldsymbol{\eta}(\mathbf{x})$ normalises its argument to output a probability vector.

For $\mathbf{x} \in \mathbb{N}_0^m$ and $\boldsymbol{\lambda} \in \mathbb{R}_{\geq 0}^m$ we write $\mathbf{x} \sim \text{Pois}(\boldsymbol{\lambda})$ to denote that the elements of \mathbf{x} are independent and element $x^{(i)}$ is Poisson distributed with parameter $\lambda^{(i)}$. We shall say that such a random vector \mathbf{x} has a ‘‘vector-Poisson distribution’’. For a probability vector $\boldsymbol{\pi}$ we write $\text{Mult}(n, \boldsymbol{\pi})$. Similarly, for a random matrix $\mathbf{X} \in \mathbb{N}_0^{m \times l}$ and a matrix $\boldsymbol{\Lambda} \in \mathbb{R}_{\geq 0}^{m \times l}$, we write $\mathbf{X} \sim \text{Pois}(\boldsymbol{\Lambda})$ when the elements of \mathbf{X} are independent with $X^{(i,j)}$ being Poisson distributed with parameter $\Lambda^{(i,j)}$. We call $\boldsymbol{\lambda}$ (resp. $\boldsymbol{\Lambda}$) the intensity vector (resp. matrix). For a length- m vector \mathbf{b} with nonnegative elements, we call $\text{supp}(\mathbf{b}) := \{i \in [m] : b^{(i)} > 0\}$ the support of \mathbf{b} .

3.2 Latent Compartmental Model

The model we consider is defined by: m , the number of compartments; n the expected initial population size; $\mathbb{P}_{0,n}$ an initial distribution on \mathbb{N}_0^m such that $\mathbb{E}_{\mathbf{x}_0 \sim \mathbb{P}_{0,n}}[\mathbf{1}_m^\top \mathbf{x}_0] = n$, e.g., $\text{Pois}(\boldsymbol{\lambda}_0)$ for some $\boldsymbol{\lambda}_0 \in \mathbb{R}_{\geq 0}^m$ such that $\mathbf{1}_m^\top \boldsymbol{\lambda}_0 = n$, or $\text{Mult}(n, \boldsymbol{\pi}_0)$ for some length- m probability vector $\boldsymbol{\pi}_0$; a sequence, $\{\boldsymbol{\alpha}_t\}_{t \geq 1}$ with $\boldsymbol{\alpha}_t \in \mathbb{R}_{\geq 0}^m$ for all $t \geq 0$, of immigration intensity vectors; a sequence, $\{\boldsymbol{\delta}_t\}_{t \geq 0}$ with $\boldsymbol{\delta}_t \in [0, 1]^m$ for all $t \geq 0$; and for each $t \geq 0$ a mapping from length- m probability vectors to size- $m \times m$ row-stochastic matrices, $\boldsymbol{\eta} \mapsto \mathbf{K}_{t,\boldsymbol{\eta}}$.

The population at time $t \in \mathbb{N}_0$ is a set of a random number n_t of random variables $\{\xi_t^{(1)}, \dots, \xi_t^{(n_t)}\}$, each valued in $[m]$. The counts of individuals in each of the m compartments at time t are collected in $\mathbf{x}_t = [x_t^{(1)} \cdots x_t^{(m)}]^\top$, where $x_t^{(i)} = \sum_{j=1}^{n_t} \mathbb{I}[\xi_t^{(j)} = i]$.

The population is initialised as a draw $\mathbf{x}_0 \sim \mathbb{P}_{0,n}$. The members of the population are exchangeable, labelled by, e.g., a uniformly random assignment of indices $\{\xi_0^{(1)}, \dots, \xi_0^{(n_0)}\}$ subject to $x_0^{(j)} := \sum_{i=1}^{n_0} \mathbb{I}[\xi_0^{(i)} = j]$. For $t \geq 1$, given $\{\xi_{t-1}^{(1)}, \dots, \xi_{t-1}^{(n_{t-1})}\}$, we obtain n_t and $\{\xi_t^{(1)}, \dots, \xi_t^{(n_t)}\}$ as follows. For $i = 1, \dots, n_{t-1}$, with probability $1 - \delta_t^{(\xi_{t-1}^{(i)})}$ the individual $\xi_{t-1}^{(i)}$ emigrates from $[m]$ to a state $0 \notin [m]$ from which it does not return. The counts of remaining individuals are collected in the vector $\bar{\mathbf{x}}_{t-1}$, where $\bar{x}_{t-1}^{(j)} := \sum_{i=1}^{n_{t-1}} \mathbb{I}[\xi_{t-1}^{(i)} = j] \mathbb{I}[\phi_t^{(i)} = 1]$ and $\phi_t^{(i)} \sim \text{Bernoulli}(\delta_t^{\xi_{t-1}^{(i)}})$.

For each i such that $\mathbb{I}[\phi_t^{(i)} = 1] = 1$, i.e. a remaining individual, $\xi_t^{(i)}$ is then drawn from the $\xi_{t-1}^{(i)}$ 'th row of $\mathbf{K}_{t,\boldsymbol{\eta}(\bar{\mathbf{x}}_{t-1})}$ and the resulting counts of individuals in the compartments $[m]$ are denoted $\tilde{\mathbf{x}}_t$ where $\tilde{x}_t^{(j)} := \sum_{i=1}^{n_{t-1}} \mathbb{I}[\xi_t^{(i)} = j]$. Let \mathbf{Z}_t be the $m \times m$ matrix with elements $Z_t^{(i,j)} := \sum_{k=1}^{n_{t-1}} \mathbb{I}[\xi_{t-1}^{(k)} = i, \xi_t^{(k)} = j]$, which counts the individuals transitioning from compartment i at $t-1$ to compartment j at time t .

New individuals then immigrate into the compartments $[m]$ according to a vector-Poisson distribution $\hat{\mathbf{x}}_t \sim \text{Pois}(\boldsymbol{\alpha}_t)$ and the resulting combined counts of individuals are $\mathbf{x}_t := \bar{\mathbf{x}}_t + \hat{\mathbf{x}}_t$ with

$n_t := \mathbf{1}_m^\top(\tilde{\mathbf{x}}_t + \hat{\mathbf{x}}_t)$. The population $\{\xi_t^{(1)}, \dots, \xi_t^{(n_t)}\}$ is then obtained by uniformly random assignment of indices subject to $x_t^{(j)} := \sum_{i=1}^{n_t} \mathbb{I}[\xi_t^{(i)} = j]$.

Note that under this model, the processes $(\mathbf{x}_t)_{t \geq 0}$ and $(\mathbf{Z}_t)_{t \geq 1}$ are Markov chains, although we shall not need explicit expressions for their transition probabilities.

If the matrix $\mathbf{K}_{t,\boldsymbol{\eta}}$ were to have no dependence on $\boldsymbol{\eta}$, then the Latent Compartmental Model is a discrete-state version of the dynamic spatial Poisson-process model underlying the PHD filter [44, 54, 14]. However, for epidemiological modelling it is critical that $\mathbf{K}_{t,\boldsymbol{\eta}}$ does depend on $\boldsymbol{\eta}$; for example in the case of SEIR as we shall now state, it is this dependence which models the mechanism of infection amongst the population.

SEIR example

As a very simple example of the Latent Compartmental Model consider the SEIR model in discrete time:

$$S_{t+1} = S_t - B_t, \quad E_{t+1} = E_t + B_t - C_t, \quad I_{t+1} = I_t + C_t - D_t, \quad R_{t+1} = R_t + D_t.$$

With conditionally independent, binomially distributed random variables:

$$B_t \sim \text{Bin}(S_t, 1 - e^{-h\beta \frac{I_t}{n_t}}), \quad C_t \sim \text{Bin}(E_t, 1 - e^{-h\rho}), \quad D_t \sim \text{Bin}(I_t, 1 - e^{-h\gamma}),$$

where $h > 0$ is a time-step size. With no immigration or emigration, this model is cast as an instance of the model from section 3.2 by taking $m = 4$, identifying $\mathbf{x}_t \equiv [S_t \ E_t \ I_t \ R_t]^\top$ and:

$$\mathbf{K}_{t,\boldsymbol{\eta}} = \begin{bmatrix} e^{-h\beta\eta^{(3)}} & 1 - e^{-h\beta\eta^{(3)}} & 0 & 0 \\ 0 & e^{-h\rho} & 1 - e^{-h\rho} & 0 \\ 0 & 0 & e^{-h\gamma} & 1 - e^{-h\gamma} \\ 0 & 0 & 0 & 1 \end{bmatrix}. \quad (3.1)$$

3.3 Observation Models

3.3.1 Prevalence data

Epidemiological *prevalence data* pertain to the overall levels of susceptibility, exposure and infectivity in the population. In the context of the Latent Compartmental Model, such data are related to the counts of individuals in each compartment at given points in time, i.e., $(\mathbf{x}_t)_{t \geq 1}$. The observation at time $t \geq 1$ is an m -length vector \mathbf{y}_t distributed as follows. With a vector $\mathbf{q}_t \in [0, 1]^m$, for each $j \in [m]$ each individual in compartment j is independently detected with probability $q_t^{(j)}$, and the counts of detected individuals are collected in a vector $\tilde{\mathbf{y}}_t$, i.e.,

$$\tilde{y}_t^{(i)} \sim \text{Bin}(x_t^{(i)}, q_t^{(i)}), \quad i \in [m].$$

With \mathbf{G}_t a row-stochastic matrix of size $m \times m$, each individual detected in compartment j is independently reported in compartment k with probability $G_t^{(j,k)}$. The counts of these reported individuals are collected in a m -length vector $\hat{\mathbf{y}}_t$. The off-diagonal elements of the matrix \mathbf{G}_t can be interpreted as the probabilities of mis-reporting between compartments. Then the observation \mathbf{y}_t is given by:

$$\mathbf{y}_t = \tilde{\mathbf{y}}_t + \hat{\mathbf{y}}_t,$$

where independently $\hat{\mathbf{y}}_t \sim \text{Pois}(\boldsymbol{\kappa}_t)$ for $\boldsymbol{\kappa}_t \in \mathbb{R}_{\geq 0}^m$, which can be interpreted as additive error counts. In epidemiological data usually only individuals associated with some subset of compartments are detected, and only at certain times. If individuals in say compartment i are not observed at time t , then for inference we will set $y_t^{(i)} = 0$ and $q_t^{(i)} = 0$.

More detailed interpretation of this observation model, in terms of e.g. epidemiological testing of the population, probability of false positives, etc., will be specific to the context in which the Latent Compartmental Model is applied. We provide discussion of this point illustrated by example in section 6.1.

3.3.2 Incidence data

Epidemiological measurements often involve data not related to e.g. the total number of infective individuals at a given time, but rather related to the number of newly infective or recovered individuals over

some given time periods – known as *incidence* data. In order to model these kind of incidence data, generalized to allow for transitions from any compartment to any compartment, we consider an observation at time $t \geq 1$ which is an $m \times m$ matrix \mathbf{Y}_t . The elements of \mathbf{Y}_t are conditionally independent given \mathbf{Z}_t , and with a matrix $\mathbf{Q} \in [0, 1]^{m \times m}$,

$$Y_t^{(i,j)} \sim \text{Bin}(Z_t^{(i,j)}, Q_t^{(i,j)}), \quad (i, j) \in [m] \times [m].$$

Similarly to the case of prevalence data, if $Y_t^{(i,j)}$ are missing, then for inference we set $Y_t^{(i,j)} = 0$ and $Q_t^{(i,j)} = 0$. One could extend this model to incorporate mis-reporting and/or additive error counts in a similar manner to in section 3.3.1, but for simplicity of presentation we don't do so.

In the context of the SEIR model, for example, the variable $Y_t^{(2,3)}$ models the number of individuals which are newly infective at time t , i.e. the count of the number of individuals which have transitioned $E \rightarrow I$ from time $t - 1$ to t , subject to random under-reporting parameterized by $Q_t^{(i,j)}$.

3.3.3 Aggregated incidence data

In some situations it is desirable to model observations as in section 3.3.2, but with transitions of individuals between compartments occurring on a finer time-scale than observations. For example, consider the SEIR model and suppose each discrete time step corresponds to one week. Then the model in (3.1) assigns zero probability to a transition $S \rightarrow I$ in one week: in order to transition between $S \rightarrow I$, an individual must transit $S \rightarrow E$ and then $E \rightarrow I$, but at least two discrete time steps are needed for that to occur with positive probability. Similarly transitions $E \rightarrow R$ in one week happen with zero probability. To model incidence data as in section 3.3.2 but allowing for these sort of multi-step transitions between observation times, we introduce a sequence of increasing integer observation times $(\tau_r)_{r \geq 1} \subset \mathbb{N}_0$ where $\tau_0 := 0$. We then define $\bar{\mathbf{Y}}_r := \sum_{t=\tau_{r-1}+1}^{\tau_r} \mathbf{Y}_t$, where $(\mathbf{Y}_t)_{t \geq 0}$ are distributed as per section 3.3.2. This model coincides with the model from that section in the case that $\tau_k = k$, we present these two models separately in order to help present a step-by-step explanation in section 4 of the corresponding filtering recursions.

In the context of the SEIR model, $\bar{Y}_r^{(2,3)}$ models the total number of individuals which have become infective between times τ_{r-1} and τ_r , subject to random under-reporting. If $\tau_r - \tau_{r-1} \geq 2$, this allows for two-step transitions of the form $S \rightarrow E \rightarrow I$ and $E \rightarrow I \rightarrow R$ to occur with positive probability between observations times.

4 Filtering recursions and Poisson Approximate Likelihoods

Our next objective is to state and explain the filtering recursions which are used to compute PALs. In section 4.1 we give the filtering recursion and PAL for the Latent Compartmental Model combined with the prevalence data model from section 3.3.1, we refer to this combination as case (I). In section 4.2 we give filtering recursions for a simplified case of the Latent Compartmental Model in which $\delta_t = \mathbf{1}_m$ and $\alpha_t = \mathbf{0}_m$ for all t , i.e. no emigration or immigration, combined with the incidence data model from sections 3.3.2 and 3.3.3. We refer to this as case (II). We discuss the filtering recursions in case (II) with $\delta_t = \mathbf{1}_m$ and $\alpha_t = \mathbf{0}_m$ only for ease of exposition. By expanding on the derivations we give in the following sections, the reader could obtain without great difficulty the filtering recursions for case (II) in the full generality of the Latent Compartmental Model and in section 6.4 we consider an example involving immigration, emigration and incidence data as an illustration.

4.1 Case (I)

In this case the observations $(\mathbf{y}_t)_{t \geq 1}$ follow the model from section 3.3.1. The pair of processes $(\mathbf{x}_t)_{t \geq 0}$ and $(\mathbf{y}_t)_{t \geq 1}$ constitutes a hidden Markov model: $(\mathbf{x}_t)_{t \geq 0}$ is a Markov chain, and $(\mathbf{y}_t)_{t \geq 1}$ are conditionally independent given $(\mathbf{x}_t)_{t \geq 0}$ with the conditional distribution of \mathbf{y}_t given $(\mathbf{x}_t)_{t \geq 0}$ depending only on \mathbf{x}_t . Therefore the filtering distributions $p(\mathbf{x}_t | \mathbf{y}_{1:t})$, obey a two-step recursion, with steps canonically referred to as “prediction” and “update”:

$$p(\mathbf{x}_{t-1} | \mathbf{y}_{1:t-1}) \xrightarrow{\text{prediction}} p(\mathbf{x}_t | \mathbf{y}_{1:t-1}) \xrightarrow{\text{update}} p(\mathbf{x}_t | \mathbf{y}_{1:t}),$$

where, for $t \geq 1$,

$$p(\mathbf{x}_t | \mathbf{y}_{1:t-1}) = \sum_{\mathbf{x}_{t-1} \in \mathbb{N}_0^m} p(\mathbf{x}_t | \mathbf{x}_{t-1}) p(\mathbf{x}_{t-1} | \mathbf{y}_{1:t-1}), \quad (4.1)$$

$$p(\mathbf{x}_t | \mathbf{y}_{1:t}) = \frac{p(\mathbf{y}_t | \mathbf{x}_t) p(\mathbf{x}_t | \mathbf{y}_{1:t-1})}{p(\mathbf{y}_t | \mathbf{y}_{1:t-1})}, \quad (4.2)$$

$$p(\mathbf{y}_t | \mathbf{y}_{1:t-1}) = \sum_{\mathbf{x}_t \in \mathbb{N}_0^m} p(\mathbf{y}_t | \mathbf{x}_t) p(\mathbf{x}_t | \mathbf{y}_{1:t-1}), \quad (4.3)$$

and here and below, by convention, conditioning on $\mathbf{y}_{1:0}$ is understood to mean no conditioning, $p(\cdot | \mathbf{y}_{1:0}) := p(\cdot)$. The marginal likelihood at time of the observations $\mathbf{y}_1, \dots, \mathbf{y}_t$ can be written:

$$p(\mathbf{y}_{1:t}) = \prod_{s=1}^t p(\mathbf{y}_s | \mathbf{y}_{1:s-1}). \quad (4.4)$$

The general idea of the PAL is obtain vector-Poisson distribution approximation to each of the terms $p(\mathbf{y}_1)$ and $p(\mathbf{y}_t | \mathbf{y}_{1:t-1})$, $t \geq 1$, computed via vector-Poisson approximations to each of the filtering distributions $p(\mathbf{x}_t | \mathbf{y}_{1:t-1})$.

Approximating the prediction step

For time step $t = 0$ we take a vector-Poisson approximation $\text{Pois}(\boldsymbol{\lambda}_0)$ to the initial distribution $\mathbb{P}_{0,n}$ by setting $\boldsymbol{\lambda}_0 := \mathbb{E}_{\mathbf{x}_0 \sim \mathbb{P}_{0,n}}[\mathbf{x}_0]$ and $\bar{\boldsymbol{\lambda}}_0 := \boldsymbol{\lambda}_0$. For $t \geq 1$, suppose we have obtained $\bar{\boldsymbol{\lambda}}_{t-1}$ and so defined a vector-Poisson approximation $\text{Pois}(\bar{\boldsymbol{\lambda}}_{t-1})$ to $p(\mathbf{x}_{t-1} | \mathbf{y}_{1:t-1})$. In order to derive a vector-Poisson approximation to $p(\mathbf{x}_t | \mathbf{y}_{1:t-1})$, we need to consider the operation (4.1) in more detail, in accordance with the definition of the Latent Compartmental Model. We shall not need an explicit formula for the transition probabilities $p(\mathbf{x}_t | \mathbf{x}_{t-1})$, but rather work with the intermediate quantities $\bar{\mathbf{x}}_{t-1}, \tilde{\mathbf{x}}_t, \hat{\mathbf{x}}_t$ introduced in section 3.2.

For $\bar{\mathbf{x}} \in \mathbb{R}^m$ and a length- m probability vector $\boldsymbol{\eta}$, let $M_t(\bar{\mathbf{x}}, \boldsymbol{\eta}, \cdot)$ be the probability mass function of $(\mathbf{1}_m^\top \mathbf{Z})^\top$ where the i th row of $\mathbf{Z} \in \mathbb{N}_0^{m \times m}$ has distribution $\text{Mult}(\bar{x}^{(i)}, \mathbf{K}_{t,\boldsymbol{\eta}}^{(i,\cdot)})$. Then we have:

$$p(\tilde{\mathbf{x}}_t | \mathbf{y}_{1:t-1}) = \sum_{\bar{\mathbf{x}}_{t-1} \in \mathbb{N}_0^m} p(\bar{\mathbf{x}}_{t-1} | \mathbf{y}_{1:t-1}) p(\tilde{\mathbf{x}}_t | \bar{\mathbf{x}}_{t-1}) \quad (4.5)$$

$$= \sum_{\bar{\mathbf{x}}_{t-1} \in \mathbb{N}_0^m} p(\bar{\mathbf{x}}_{t-1} | \mathbf{y}_{1:t-1}) M_t(\bar{\mathbf{x}}_{t-1}, \boldsymbol{\eta}(\bar{\mathbf{x}}_{t-1}), \tilde{\mathbf{x}}_t), \quad (4.6)$$

where $\bar{\mathbf{x}}_{t-1}$ is related to \mathbf{x}_{t-1} by $\bar{x}_{t-1}^{(i)} \sim \text{Bin}(x_{t-1}^{(i)}, \delta_t^{(i)})$. The summation in (4.6) is too expensive to compute in general. To define an approximation which circumvents this issue, in (4.6) we replace $p(\mathbf{x}_{t-1} | \mathbf{y}_{1:t-1})$ by its approximation $\text{Pois}(\bar{\boldsymbol{\lambda}}_{t-1})$, and replace $\boldsymbol{\eta}(\bar{\mathbf{x}}_{t-1})$ by its expectation under $\text{Pois}(\bar{\boldsymbol{\lambda}}_{t-1})$. Lemma 1 explains the rationale for making the vector-Poisson approximation

$$p(\tilde{\mathbf{x}}_t | \mathbf{y}_{1:t-1}) \approx \text{Pois}\left(\left(\bar{\boldsymbol{\lambda}}_{t-1} \odot \boldsymbol{\delta}_t\right)^\top \mathbf{K}_{t,\boldsymbol{\eta}(\bar{\boldsymbol{\lambda}}_{t-1} \odot \boldsymbol{\delta}_t)}\right).$$

Lemma 1. *Suppose that $\mathbf{x} \sim \text{Pois}(\boldsymbol{\lambda})$ for $\boldsymbol{\lambda} \in \mathbb{R}_{\geq 0}^m$ and $\bar{x}^{(i)} \sim \text{Bin}(x^{(i)}, \delta^{(i)})$ for $\boldsymbol{\delta} \in [0, 1]^m$. Then $\bar{\mathbf{x}} \sim \text{Pois}(\boldsymbol{\lambda} \odot \boldsymbol{\delta})$. Furthermore, if $\mu(\cdot)$ is the probability mass function associated with $\text{Pois}(\boldsymbol{\lambda} \odot \boldsymbol{\delta})$ and $\mathbb{E}_\mu[\cdot]$ is the expected value under μ , then $\sum_{\bar{\mathbf{x}} \in \mathbb{N}_0^m} \mu(\bar{\mathbf{x}}) M_t(\bar{\mathbf{x}}, \mathbb{E}_\mu[\boldsymbol{\eta}(\bar{\mathbf{x}})], \cdot)$ is the probability mass function associated with $\text{Pois}\left(\left(\boldsymbol{\lambda} \odot \boldsymbol{\delta}\right)^\top \mathbf{K}_{t,\boldsymbol{\eta}(\boldsymbol{\lambda} \odot \boldsymbol{\delta})}\right)$.*

The proof is given in section 8. As per the definition of the Latent Compartmental Model, \mathbf{x}_t is obtained by summing $\bar{\mathbf{x}}_t$ with $\hat{\mathbf{x}}_t$ where $\hat{\mathbf{x}}_t \sim \text{Poi}(\boldsymbol{\alpha}_t)$. Since the sum of independent Poisson random variables is also Poisson with intensity given by the sum of the intensities, we then take the approximation

$$p(\mathbf{x}_t | \mathbf{y}_{1:t-1}) \approx \text{Pois}(\boldsymbol{\lambda}_t), \quad \text{with} \quad \boldsymbol{\lambda}_t := \left(\bar{\boldsymbol{\lambda}}_{t-1} \odot \boldsymbol{\delta}_t\right)^\top \mathbf{K}_{t,\boldsymbol{\eta}(\bar{\boldsymbol{\lambda}}_{t-1} \odot \boldsymbol{\delta}_t)} + \boldsymbol{\alpha}_t.$$

Approximating the update step

In order to obtain a vector-Poisson approximation to $p(\mathbf{x}_t | \mathbf{y}_{1:t})$ we substitute $\text{Pois}(\boldsymbol{\lambda}_t)$ in place of $p(\mathbf{x}_t | \mathbf{y}_{1:t-1})$ in (4.2), which can be viewed as an application of Bayes' rule, and we shall define $\bar{\boldsymbol{\lambda}}_t$ to be

the mean vector of the resulting distribution. Lemma 2 can be applied to calculate $\bar{\lambda}_t$ in accordance with this recipe, leading us to:

$$p(\mathbf{x}_t | \mathbf{y}_{1:t}) \approx \text{Poi}(\bar{\lambda}_t), \quad \bar{\lambda}_t := [\mathbf{1}_m - \mathbf{q}_t + (\{\mathbf{y}_t^\top \circ [(\mathbf{q}_t \odot \lambda_t)^\top \mathbf{G}_t + \kappa_t^\top]\}[(\mathbf{1}_m \otimes \mathbf{q}_t) \odot \mathbf{G}_t^\top]^\top) \odot \lambda_t,$$

Lemma 2 also tells us how to obtain a vector-Poisson approximation to $p(\mathbf{y}_t | \mathbf{y}_{1:t-1})$.

Lemma 2. *Suppose that $\mathbf{x} \sim \text{Poi}(\lambda)$ for given $\lambda \in \mathbb{R}_{\geq 0}^m$ and let $\bar{\mathbf{y}}$ be a vector with conditionally independent elements distributed $\bar{y}^{(i)} \sim \text{Bin}(x^{(i)}, q^{(i)})$ for given $\mathbf{q} \in [0, 1]^m$. For \mathbf{G} a row-stochastic $m \times m$ matrix and \mathbf{M} a $m \times m$ matrix with rows distributed $\mathbf{M}^{(i,\cdot)} \sim \text{Mult}(\bar{y}^{(i)}, \mathbf{G}^{(i,\cdot)})$, let $\tilde{\mathbf{y}} := \sum_{i=1}^m \mathbf{M}^{(i,\cdot)}$ $\mathbf{y} := \tilde{\mathbf{y}} + \hat{\mathbf{y}}$ where $\hat{\mathbf{y}} \sim \text{Poi}(\kappa)$ for a given $\kappa \in \mathbb{R}_{\geq 0}^m$. Then:*

$$\mathbb{E}[\mathbf{x} | \mathbf{y}] = [\mathbf{1}_m - \mathbf{q} + (\{\mathbf{y}^\top \circ [(\mathbf{q} \odot \lambda)^\top \mathbf{G} + \kappa^\top]\}[(\mathbf{1}_m \otimes \mathbf{q}) \odot \mathbf{G}^\top]^\top) \odot \lambda. \quad (4.7)$$

and $\mathbf{y} \sim \text{Poi}([\lambda \odot \mathbf{q}]^\top \mathbf{G}^\top + \kappa)$, i.e.,

$$\log p(\mathbf{y}) = -[(\lambda \odot \mathbf{q})^\top \mathbf{G} + \kappa^\top] \mathbf{1}_m + \mathbf{y}^\top \log([\lambda \odot \mathbf{q}]^\top \mathbf{G}^\top + \kappa) - \mathbf{1}_m^\top \log(\mathbf{y}!).$$

The proof is given in section 8.

Computing the PAL

Gathering together the approximations discussed above we arrive at the following algorithm.

Algorithm 1 Filtering for case (I)

- initialize: $\bar{\lambda}_0 \leftarrow \lambda_0$
 - 1: for $t \geq 1$:
 - 2: $\lambda_t \leftarrow [(\bar{\lambda}_{t-1} \odot \delta_t)^\top \mathbf{K}_{t,\eta}(\bar{\lambda}_{t-1} \odot \delta_t)]^\top + \alpha_t$
 - 3: $\bar{\lambda}_t \leftarrow [\mathbf{1}_m - \mathbf{q}_t + (\{\mathbf{y}_t^\top \circ [(\mathbf{q}_t \odot \lambda_t)^\top \mathbf{G}_t + \kappa_t^\top]\}[(\mathbf{1}_m \otimes \mathbf{q}_t) \odot \mathbf{G}_t^\top]^\top) \odot \lambda_t$
 - 4: $\mu_t \leftarrow [(\lambda_t \odot \mathbf{q}_t)^\top \mathbf{G}_t^\top + \kappa_t$
 - 5: $\ell(\mathbf{y}_t | \mathbf{y}_{1:t-1}) \leftarrow -\mu_t^\top \mathbf{1}_m + \mathbf{y}_t^\top \log(\mu_t) - \mathbf{1}_m^\top \log(\mathbf{y}_t!)$
 - 6: end for
-

If, at line 3 of algorithm 1, we encounter 0/0 in performing the element-wise division operation we set the vector element in question to 0, which is in accordance with $p(\mathbf{x}_t | \mathbf{y}_{1:t}) \approx \text{Poi}(\bar{\lambda}_t)$. At line 5 1 we apply the convention $0 \log 0 := 0$, in accordance with $p(\mathbf{y}_t | \mathbf{y}_{1:t-1}) \approx \text{Poi}(\mu_t)$.

Mimicking (4.4), the log PAL associated with algorithm 1 is:

$$\log p(\mathbf{y}_{1:t}) \approx \sum_{s=1}^t \ell(\mathbf{y}_s | \mathbf{y}_{1:s-1}), \quad (4.8)$$

It is important to note that the term $\mathbf{1}_m^\top \log(\mathbf{y}_t!)$ in $\ell(\mathbf{y}_t | \mathbf{y}_{1:t-1})$ calculated in algorithm 1 has no dependence on the ingredients of the model, i.e., $\mathbf{K}_{t,\eta}$, κ_t , etc. and so in practice if one is computing the PAL in order to maximize it with respect to parameters of the model, or evaluate PAL ratios for different parameter values, the term $\mathbf{1}_m^\top \log(\mathbf{y}_t!)$ never needs to be computed.

4.2 Case (II)

In this case we consider the Latent Compartmental Model with $\delta_t = \mathbf{1}_m$ and $\alpha_t = \mathbf{0}_m$ for all t , i.e. no emigration or immigration, and with the observations $(\bar{\mathbf{Y}}_r)_{r \geq 1}$ following the model from section 3.3.3. For ease of exposition we start with the special case that $(\tau_r)_{r \geq 1} = \mathbb{N}$, in which case $(\bar{\mathbf{Y}}_r)_{r \geq 1} \equiv (\mathbf{Y}_t)_{t \geq 1}$ and the model from section 3.3.3 reduces to that from section 3.3.2.

To derive the filtering recursions we follow a similar programme to case (I), starting from the fact that the pair of processes $(\mathbf{Z}_t)_{t \geq 1}$ and $(\mathbf{Y}_t)_{t \geq 1}$ constitutes a hidden Markov model, and approximating the following prediction and update operations:

$$p(\mathbf{Z}_{t-1} | \mathbf{Y}_{1:t-1}) \xrightarrow{\text{prediction}} p(\mathbf{Z}_t | \mathbf{Y}_{1:t-1}) \xrightarrow{\text{update}} p(\mathbf{Z}_t | \mathbf{Y}_{1:t}).$$

Approximating the prediction step when $(\tau_r)_{r \geq 1} = \mathbb{N}$

For $\mathbf{Z} \in \mathbb{N}_0^{m \times m}$ and a length- m probability vector $\boldsymbol{\eta}$, let $\bar{M}_t(\mathbf{Z}, \boldsymbol{\eta}, \cdot)$ be the probability mass function of a random $m \times m$ matrix, say $\tilde{\mathbf{Z}}$, such that $\mathbf{1}_m^\top \mathbf{Z} = (\tilde{\mathbf{Z}} \mathbf{1}_m)^\top$ with probability 1 and such that given the row sums $\tilde{\mathbf{Z}} \mathbf{1}_m = \mathbf{x}$, the rows of $\tilde{\mathbf{Z}}$ are conditionally independent with the conditional distribution of the i^{th} row being $\text{Mult}(x^{(i)}, \mathbf{K}_{t, \boldsymbol{\eta}}^{(i, \cdot)})$. By construction $\bar{M}_t(\mathbf{Z}_{t-1}, \boldsymbol{\eta}(\mathbf{1}_m^\top \mathbf{Z}_{t-1}), \mathbf{Z}_t)$ is equal to $p(\mathbf{Z}_t | \mathbf{Z}_{t-1})$ for case (II), hence

$$p(\mathbf{Z}_t | \mathbf{Y}_{1:t-1}) = \sum_{\mathbf{Z}_{t-1} \in \mathbb{N}_0^{m \times m}} p(\mathbf{Z}_{t-1} | \mathbf{Y}_{1:t-1}) p(\mathbf{Z}_t | \mathbf{Z}_{t-1}) \quad (4.9)$$

$$= \sum_{\mathbf{Z}_{t-1} \in \mathbb{N}_0^{m \times m}} p(\mathbf{Z}_{t-1} | \mathbf{Y}_{1:t-1}) M_t(\mathbf{Z}_{t-1}, \boldsymbol{\eta}(\mathbf{1}_m^\top \mathbf{Z}_{t-1}), \mathbf{Z}_t). \quad (4.10)$$

Assuming we have already computed $\bar{\boldsymbol{\Lambda}}_{t-1}$ such that $p(\mathbf{Z}_{t-1} | \mathbf{Y}_{1:t-1}) \approx \text{Poi}(\bar{\boldsymbol{\Lambda}}_{t-1})$, we substitute this approximation in to (4.10) and replace $\boldsymbol{\eta}(\mathbf{1}_m^\top \mathbf{Z}_{t-1})$ by its expectation under $\text{Poi}(\bar{\boldsymbol{\Lambda}}_{t-1})$. Lemma 3 explains the rationale for then making the approximation:

$$p(\mathbf{Z}_t | \mathbf{Y}_{1:t-1}) \approx \text{Poi}(\boldsymbol{\Lambda}_t), \quad \boldsymbol{\Lambda}_t := (\bar{\boldsymbol{\lambda}}_{t-1} \otimes \mathbf{1}_m) \odot \mathbf{K}_{t, \boldsymbol{\eta}(\bar{\boldsymbol{\lambda}}_{t-1})}, \quad \bar{\boldsymbol{\lambda}}_{t-1}^\top := \mathbf{1}_m^\top \bar{\boldsymbol{\Lambda}}_{t-1}.$$

Lemma 3. *If for a given $m \times m$ matrix $\boldsymbol{\Lambda}$, $\bar{\mu}$ is the probability mass function associated with $\text{Pois}(\boldsymbol{\Lambda})$ and $\mathbb{E}_{\bar{\mu}}[\mathbf{1}_m^\top \mathbf{Z}]$ is the expected value of $\mathbf{1}_m^\top \mathbf{Z}$ where $\mathbf{Z} \sim \bar{\mu}$, then $\sum_{\mathbf{Z}} \bar{\mu}(\mathbf{Z}) \bar{M}_t(\mathbf{Z}, \mathbb{E}_{\bar{\mu}}[\boldsymbol{\eta}(\mathbf{1}_m^\top \mathbf{Z})], \cdot)$ is the probability mass function associated with $\text{Pois}((\boldsymbol{\lambda} \otimes \mathbf{1}_m) \odot \mathbf{K}_{t, \boldsymbol{\eta}(\boldsymbol{\lambda})})$, where $\boldsymbol{\lambda}^\top := \mathbf{1}_m^\top \boldsymbol{\Lambda}$.*

The proof is given in section 8.

Approximating the update step when $(\tau_r)_{r \geq 1} = \mathbb{N}$

We now apply Bayes' rule to $\text{Poi}(\boldsymbol{\Lambda}_t)$ and shall define $\bar{\boldsymbol{\Lambda}}_t$ to be the mean vector of the resulting distribution. Lemma 4 shows how to do this, leading to:

$$p(\mathbf{Z}_t | \mathbf{Y}_{1:t}) \approx \text{Poi}(\bar{\boldsymbol{\Lambda}}_t), \quad \bar{\boldsymbol{\Lambda}}_t := \mathbf{Y}_t + \boldsymbol{\Lambda}_t \odot (\mathbf{1}_m \otimes \mathbf{1}_m - \mathbf{Q}_t),$$

Lemma 4. *Suppose that $\mathbf{Z} \sim \text{Pois}(\boldsymbol{\Lambda})$ for some $\boldsymbol{\Lambda} \in \mathbb{R}_{\geq 0}^{m \times m}$, and that for some $\mathbf{Q} \in \mathbb{R}_{\geq 0}^{m \times m}$, given \mathbf{Z} , \mathbf{Y} is a matrix with conditionally independent entries distributed: $y^{(i,j)} \sim \text{Bin}(Z^{(i,j)}, q^{(i,j)})$, then the conditional distribution of \mathbf{Z} given \mathbf{Y} is that of $\mathbf{Y} + \mathbf{Z}^*$ where:*

$$\mathbf{Z}^* \sim \text{Pois}(\boldsymbol{\Lambda} \odot (\mathbf{1}_m \otimes \mathbf{1}_m - \mathbf{Q})),$$

i.e.,

$$\mathbb{E}[\mathbf{Z} | \mathbf{Y}] = \mathbf{Y} + \boldsymbol{\Lambda} \odot (\mathbf{1}_m \otimes \mathbf{1}_m - \mathbf{Q}),$$

and $\mathbf{Y} \sim \text{Pois}(\boldsymbol{\Lambda} \odot \mathbf{Q})$, i.e.,

$$\log p(\mathbf{Y}) = \mathbf{1}_m^\top (\boldsymbol{\Lambda} \odot \mathbf{Q}) \mathbf{1}_m + \mathbf{1}_m^\top [\mathbf{Y} \odot \log(\boldsymbol{\Lambda} \odot \mathbf{Q})] \mathbf{1}_m - \mathbf{1}_m^\top \log(\mathbf{Y}!) \mathbf{1}_m,$$

with the convention $0 \log 0 := 0$.

The proof is given in section 8.

Computing the PAL when $(\tau_r)_{r \geq 1} = \mathbb{N}$

Combining the above prediction and update approximations we arrive at algorithm 2.

Algorithm 2 Filtering for case (II) when $(\tau_r)_{r \geq 1} = \mathbb{N}$

- initialize: $\bar{\boldsymbol{\lambda}}_0 \leftarrow \boldsymbol{\lambda}_0$
 - 1: for $t \geq 1$:
 - 2: $\boldsymbol{\Lambda}_t \leftarrow (\bar{\boldsymbol{\lambda}}_t \otimes \mathbf{1}_m) \odot \mathbf{K}_{t, \boldsymbol{\eta}(\bar{\boldsymbol{\lambda}}_t)}$
 - 3: $\bar{\boldsymbol{\Lambda}}_t \leftarrow \mathbf{Y}_t + (\mathbf{1}_m \otimes \mathbf{1}_m - \mathbf{Q}_t) \odot \boldsymbol{\Lambda}_t$
 - 4: $\mathcal{L}(\mathbf{Y}_t | \mathbf{Y}_{1:t-1}) \leftarrow \mathbf{1}_m^\top (\boldsymbol{\Lambda}_t \odot \mathbf{Q}_t) \mathbf{1}_m + \mathbf{1}_m^\top [\mathbf{Y}_t \odot \log(\boldsymbol{\Lambda}_t \odot \mathbf{Q}_t)] \mathbf{1}_m - \mathbf{1}_m^\top \log(\mathbf{Y}_t!) \mathbf{1}_m$
 - 5: $\bar{\boldsymbol{\lambda}}_t \leftarrow (\mathbf{1}_m^\top \bar{\boldsymbol{\Lambda}}_t)^\top$
 - 6: end for
-

In algorithm 2 we adopt the same convention $0 \log 0 := 0$ as in algorithm 1. The log PAL associated with algorithm 2 is:

$$\log p(\mathbf{Y}_{1:t}) \approx \sum_{s=1}^t \mathcal{L}(\mathbf{Y}_s | \mathbf{Y}_{1:s-1}).$$

We now consider general $(\tau_r)_{r \geq 1}$. The filtering recursion is:

$$\begin{aligned} p(\mathbf{Z}_{\tau_{r-1}} | \bar{\mathbf{Y}}_{1:r-1}) &\xrightarrow{\text{prediction}} p(\mathbf{Z}_{\tau_{r-1}+1} | \bar{\mathbf{Y}}_{1:r-1}) \xrightarrow{\text{prediction}} \dots \\ &\xrightarrow{\text{prediction}} p(\mathbf{Z}_{\tau_r} | \bar{\mathbf{Y}}_{1:r-1}) \xrightarrow{\text{update}} p(\mathbf{Z}_{\tau_r} | \bar{\mathbf{Y}}_{1:r}). \end{aligned} \quad (4.11)$$

Approximating the prediction steps for general $(\tau_r)_{r \geq 1}$

Assuming that we are given $\Lambda_{\tau_{r-1}}$ such that $p(\mathbf{Z}_{\tau_{r-1}} | \bar{\mathbf{Y}}_{1:r-1}) \approx \text{Poi}(\Lambda_{\tau_{r-1}})$, each of the prediction steps in (4.11) is approximated by applying lemma 3, leading to lines 2-6 of algorithm 3.

Approximating the update step for general $(\tau_r)_{r \geq 1}$

Applying lemma 5 leads to lines 7-10 of algorithm 3.

Lemma 5. For $\lambda_0 \in \mathbb{R}_{\geq 0}^m$ and $\tau \in \mathbb{N}$, define:

$$\Lambda_t := (\lambda_{t-1} \otimes \mathbf{1}_m) \odot \mathbf{K}_{t, \eta(\lambda_{t-1})}, \quad \lambda_t := (\mathbf{1}_m^\top \Lambda_t)^\top, \quad t = 1, \dots, \tau,$$

and let $(\mathbf{Z}_t)_{t=1}^\tau$ be independent with $\mathbf{Z}_t \sim \text{Pois}(\Lambda_t)$. Suppose that given $\mathbf{Z}_t, \mathbf{Y}_t$ is a matrix with conditionally independent entries distributed $Y_t^{(i,j)} \sim \text{Bin}(Z_t^{(i,j)}, Q^{(i,j)})$, and let $\bar{\mathbf{Y}} := \sum_{s=1}^\tau \mathbf{Y}_s$. Then:

$$\mathbb{E}[\mathbf{Z}_\tau | \bar{\mathbf{Y}}] = (\mathbf{1}_m \otimes \mathbf{1}_m - \mathbf{Q}_\tau) \odot \Lambda_\tau + \mathbf{Y} \odot \Lambda_\tau \odot \mathbf{Q}_\tau \odot \left(\sum_{t=1}^\tau \Lambda_t \odot \mathbf{Q}_t \right),$$

and $\bar{\mathbf{Y}} \sim \text{Poi}(\sum_{t=1}^\tau \Lambda_t \odot \mathbf{Q}_t)$, i.e.,

$$\log p(\bar{\mathbf{Y}}) = \mathbf{1}_m^\top \mathbf{M} \mathbf{1}_m + \mathbf{1}_m^\top (\bar{\mathbf{Y}} \odot \log \mathbf{M}) \mathbf{1}_m - \mathbf{1}_m^\top \log(\bar{\mathbf{Y}}!) \mathbf{1}_m,$$

where $\mathbf{M} := \sum_{t=1}^\tau \Lambda_t \odot \mathbf{Q}_t$ and by convention $0 \log 0 := 0$.

The proof is given in section 8.

Computing the PAL for general $(\tau_r)_{r \geq 1}$

Algorithm 3 Filtering for case (II) with general $(\tau_r)_{r \geq 1}$

```

initialize:  $\bar{\lambda}_0 \leftarrow \lambda_0$ .
1: for  $r \geq 1$ :
2:   for  $t = \tau_{r-1} + 1, \dots, \tau_r - 1$ :
3:      $\Lambda_t \leftarrow (\bar{\lambda}_{t-1} \otimes \mathbf{1}_m) \odot \mathbf{K}_{t, \eta(\bar{\lambda}_{t-1})}$ 
4:      $\bar{\lambda}_t \leftarrow (\mathbf{1}_m^\top \Lambda_t)^\top$ 
5:   end for
6:    $\Lambda_{\tau_r} \leftarrow (\lambda_{\tau_r-1} \otimes \mathbf{1}_m) \odot \mathbf{K}_{\tau_r, \eta(\lambda_{\tau_r-1})}$ 
7:    $\mathbf{M}_r \leftarrow \sum_{t=\tau_{r-1}+1}^{\tau_r} \Lambda_t \odot \mathbf{Q}_t$ 
8:    $\bar{\Lambda}_{\tau_r} \leftarrow (\mathbf{1}_m \otimes \mathbf{1}_m - \mathbf{Q}_{\tau_r}) \odot \Lambda_{\tau_r} + \bar{\mathbf{Y}}_r \odot \Lambda_{\tau_r} \odot \mathbf{Q}_{\tau_r} \odot \mathbf{M}_r$ 
9:    $\mathcal{L}(\bar{\mathbf{Y}}_r | \bar{\mathbf{Y}}_{1:r-1}) \leftarrow \mathbf{1}_m^\top \mathbf{M}_r \mathbf{1}_m + \mathbf{1}_m^\top (\bar{\mathbf{Y}}_r \odot \log \mathbf{M}_r) \mathbf{1}_m - \mathbf{1}_m^\top \log(\bar{\mathbf{Y}}_r!) \mathbf{1}_m$ 
10:   $\bar{\lambda}_{\tau_r} \leftarrow (\mathbf{1}_m^\top \bar{\Lambda}_{\tau_r})^\top$ 
11: end for

```

In algorithm 3 we adopt the same conventions concerning $0/0$ and $0 \log 0 := 0$ as in algorithm 1. The log PAL associated with algorithm 3 is:

$$\log p(\bar{\mathbf{Y}}_{1:r}) \approx \sum_{s=1}^r \mathcal{L}(\bar{\mathbf{Y}}_s | \bar{\mathbf{Y}}_{1:s-1}), \quad (4.12)$$

where, as per line of 9 of algorithm 3, each term $\mathcal{L}(\bar{\mathbf{Y}}_r | \bar{\mathbf{Y}}_{1:r-1})$ is the log probability mass function of $\text{Poi}(\mathbf{M}_r)$ evaluated at $\bar{\mathbf{Y}}_r$.

5 Consistency of maximum PAL estimators

Whilst the results in section 4 explain how the steps in algorithms 1-3 and the associated PALs are motivated by recursive vector-Poisson approximations, so far nothing we have stated quantifies the quality of these approximations, nor the PALs. In this section we present consistency results for parameter estimators defined by maximising PALs.

5.1 Notation and definitions for the consistency results

We now introduce explicit notation for dependence of various quantities on a parameter vector θ ; we allow $\mathbb{P}_{0,n}, \mathbf{K}_{t,\eta}, \mathbf{q}_t, \mathbf{Q}_t, \mathbf{G}_t, \delta_t$ to depend on θ , and reflect this throughout section 5 with notation $\mathbb{P}_{0,n}^\theta, \mathbf{K}_{t,\eta}(\theta), \mathbf{q}_t(\theta), \mathbf{Q}_t(\theta), \mathbf{G}_t(\theta), \delta_t(\theta)$. We allow κ_t and α_t to depend on θ , as well as the expected initial population size n , with notation $\kappa_{t,n}(\theta)$ and $\alpha_{t,n}(\theta)$. We also need to make explicit the dependence on n and θ of the quantities computed in algorithms 1 and 3; we write these as: $\lambda_{t,n}(\theta), \bar{\lambda}_{t,n}(\theta), \mu_{t,n}(\theta)$; and $\Lambda_{t,n}(\theta), \bar{\Lambda}_{t,n}(\theta), \mathbf{M}_{r,n}(\theta)$.

In either case (I) or (II), one can think of the expected initial population size n as a global model index. We write $(\Omega_n, \mathcal{F}_n, \mathbb{P}_n^\theta)$ for a probability space underlying each of these cases with expected initial population size n ; in the context of case (I), \mathbb{P}_n^θ is the joint distribution of $(\mathbf{x}_t)_{t \geq 0}$ and $(\mathbf{y}_t)_{t \geq 1}$ (as formulated in section 3) whilst in the context of case (II), \mathbb{P}_n^θ is the joint distribution of $(\mathbf{Z}_t)_{t \geq 1}$ and $(\bar{\mathbf{Y}}_r)_{r \geq 0}$. In either case the overall probability space we shall work with is $(\Omega, \mathcal{F}, \mathbb{P}^\theta) := (\prod_{n \geq 1} \Omega_n, \otimes_{n \geq 1} \mathcal{F}_n, \otimes_{n \geq 1} \mathbb{P}_n^\theta)$. From henceforth we denote by $\theta^* \in \Theta$ an arbitrarily chosen but then fixed data-generating parameter (DGP). Almost sure convergence under \mathbb{P}^{θ^*} is denoted $\xrightarrow[\text{a.s.}]{\theta^*}$.

We now fix a time horizon $T \geq 1$ where for case (I), T is any positive integer, whilst for case (II), we assume $T = \tau_R$ for some $R \geq 1$. Since this time horizon is fixed, it will not appear explicitly in some of the notation for our consistency results. However, in order to state and prove various results we need to make the dependence on θ and n of the PALs computed using algorithms 1 and 3 explicit. To do so we define

$$\ell_n(\theta) := \sum_{t=1}^T \ell(\mathbf{y}_t | \mathbf{y}_{1:t-1}), \quad \mathcal{L}_n(\theta) := \sum_{r=1}^R \mathcal{L}(\bar{\mathbf{Y}}_r | \bar{\mathbf{Y}}_{1:r-1}),$$

where it is to be understood that each of the terms $\ell(\mathbf{y}_t | \mathbf{y}_{1:t-1})$ and $\mathcal{L}(\bar{\mathbf{Y}}_r | \bar{\mathbf{Y}}_{1:r-1})$ are computed using respectively algorithms 1 and 3 with parameter value θ and expected initial population size n , and where the distribution of the random variables $\mathbf{y}_{1:T}$ and $\bar{\mathbf{Y}}_{1:R}$ is specified by the DGP θ^* . The fact that $\ell_n(\theta)$ and $\mathcal{L}_n(\theta)$ are functions of respectively $\mathbf{y}_{1:T}$ and $\bar{\mathbf{Y}}_{1:R}$ is not shown in the notation.

5.2 Assumptions

Assumption 1. *The parameter space $\Theta \subset \mathbb{R}^d$ is compact.*

Assumption 2. *For all probability vectors η , $t \geq 1$, and $n \geq 1$, $\mathbf{K}_{t,\eta}(\theta), \mathbf{q}_t(\theta), \mathbf{Q}_t(\theta), \mathbf{G}_t(\theta), \delta_t(\theta), \kappa_{t,n}(\theta)$ and $\alpha_{t,n}(\theta)$ are continuous functions of θ , and the supports of these vectors and the supports of each matrix row do not depend on θ or n . Furthermore there exist continuous functions of θ mapping $\Theta \rightarrow \mathbb{R}_{>0}^m$, $\kappa_{t,\infty}(\theta)$ and $\alpha_{t,\infty}(\theta)$, such that $\text{supp}(\kappa_{t,\infty}(\theta)) = \text{supp}(\kappa_{t,n}(\theta))$ and $\text{supp}(\alpha_{t,\infty}(\theta)) = \text{supp}(\alpha_{t,n}(\theta))$ for all n , and for each $\theta \in \Theta$ there exist $a_1 > 0$, $a_2 > 0$, $\gamma_1 > 0$, and $\gamma_2 > 0$ such that:*

$$\begin{aligned} \|n^{-1} \kappa_{t,n}(\theta) - \kappa_{t,\infty}(\theta)\|_\infty &< a_1 n^{-(\frac{1}{4} + \gamma_1)}, \\ \|n^{-1} \alpha_{t,n}(\theta) - \alpha_{t,\infty}(\theta)\|_\infty &< a_2 n^{-(\frac{1}{4} + \gamma_2)}. \end{aligned}$$

Assumption 3. *For all $\theta \in \Theta$ there exists a constant $c > 0$ such that for all $t \geq 1$, all vectors $\mathbf{f}_1, \mathbf{f}_2 \in \mathbb{R}^m$, and all probability vectors η, η' :*

$$|\mathbf{f}_1^\top \mathbf{K}_{t,\eta}(\theta) \mathbf{f}_2 - \mathbf{f}_1^\top \mathbf{K}_{t,\eta'}(\theta) \mathbf{f}_2| \leq c \|\mathbf{f}_1\|_\infty \|\mathbf{f}_2\|_\infty \|\eta - \eta'\|_\infty.$$

Furthermore, if $\text{supp}(\eta) \subseteq \text{supp}(\eta')$ then $\text{supp}(\mathbf{K}_{t,\eta}^{i,\cdot}(\theta)) \subseteq \text{supp}(\mathbf{K}_{t,\eta'}^{i,\cdot}(\theta))$ for all $i \in [m]$.

Assumption 4. Let $\boldsymbol{\theta} \in \Theta$, $n \in \mathbb{N}$, and $\mathbf{x}_0 \sim \mathbb{P}_{0,n}^\theta$. There exists $\boldsymbol{\lambda}_{0,\infty}(\boldsymbol{\theta})$ which is a continuous mapping $\Theta \rightarrow \mathbb{R}_{\geq 0}^m$ such that the support of $\boldsymbol{\lambda}_{0,\infty}(\boldsymbol{\theta})$ does not depend on $\boldsymbol{\theta}$, and there exists $\gamma_0 > 0$ such that for any $\mathbf{f} \in \mathbb{R}^m$ there exists a $c_0 > 0$ such that:

$$\mathbb{E} \left[\left| n^{-1} \mathbf{f}^\top \mathbf{x}_0 - \mathbf{f}^\top \boldsymbol{\lambda}_{0,\infty}(\boldsymbol{\theta}) \right|^4 \right]^{\frac{1}{4}} < c_0 n^{-(\frac{1}{4} + \gamma_0)}.$$

Furthermore, there exists some $c > 0$ and $\gamma > 0$ such that:

$$\|n^{-1} \boldsymbol{\lambda}_{0,n}(\boldsymbol{\theta}) - \boldsymbol{\lambda}_{0,\infty}(\boldsymbol{\theta})\|_\infty < cn^{-(\frac{1}{4} + \gamma)}$$

and $\text{supp}(\boldsymbol{\lambda}_{0,n}(\boldsymbol{\theta})) = \text{supp}(\boldsymbol{\lambda}_{0,\infty}(\boldsymbol{\theta}))$ for all $\boldsymbol{\theta} \in \Theta$ and $n \in \mathbb{N}$.

The compactness of Θ in assumption 1 and the continuity in $\boldsymbol{\theta}$ of various quantities in assumption 2 are fairly standard assumption in proofs of consistency of maximum likelihood estimators. The conditions on the supports of various vectors in assumptions 2-4 is used to rule out the possibility that different parameter values may induce mutually singular distributions over observations, this helps us ensure well-defined contrast functions in our consistency proofs. Assumption 4 asserts that the scaled initial population configuration, $n^{-1} \mathbf{x}_0$, obeys a law of large numbers

5.3 Main consistency theorem and outline of the proof

In order to state our main consistency result, theorem 1, and outline its proof, we now summarize some intermediate results concerning the asymptotic behaviour of the models and quantities calculated using algorithms 1 and 3.

Laws of large numbers. The first step is to establish laws of large numbers for the Latent Compartmental Model, and hence for the observations, these results are stated and proved in section 9.1. In case (I) we show that for certain deterministic vectors $\boldsymbol{\nu}_t(\boldsymbol{\theta}^*)$, $t \geq 1$,

$$\frac{1}{n} \mathbf{x}_t \xrightarrow{a.s.} \boldsymbol{\nu}_t(\boldsymbol{\theta}^*), \quad \frac{1}{n} \mathbf{y}_t \xrightarrow{a.s.} [(\boldsymbol{\nu}_t(\boldsymbol{\theta}^*) \odot \mathbf{q}_t(\boldsymbol{\theta}^*))^\top \mathbf{G}_t(\boldsymbol{\theta}^*)]^\top + \boldsymbol{\kappa}_{t,\infty}(\boldsymbol{\theta}^*), \quad (5.1)$$

and in case (II), for certain deterministic matrices $\mathbf{N}_t(\boldsymbol{\theta}^*)$, $t \geq 1$,

$$\frac{1}{n} \mathbf{Z}_t \xrightarrow{a.s.} \mathbf{N}_t(\boldsymbol{\theta}^*), \quad \frac{1}{n} \bar{\mathbf{Y}}_r \xrightarrow{a.s.} \sum_{t=\tau_{r-1}+1}^{\tau_r} \mathbf{N}_t(\boldsymbol{\theta}^*) \odot \mathbf{Q}_t(\boldsymbol{\theta}^*). \quad (5.2)$$

The vectors $\boldsymbol{\nu}_t(\boldsymbol{\theta}^*)$ and matrices $\mathbf{N}_t(\boldsymbol{\theta}^*)$ satisfy recursive (in time) formulae and the convergence of $\frac{1}{n} \mathbf{x}_t$ and $\frac{1}{n} \mathbf{Z}_t$ as $n \rightarrow \infty$ is a discrete time analogue of the convergence of the continuous time, stochastic model to the solution of the ODE in (1.1), although of course we are working here with a much more general class of models than only SEIR.

Filtering intensity limits and asymptotic filtering accuracy. Making use of the laws of large numbers for the observations, the next step is to establish convergence to deterministic limits of intensity vectors and matrices computed using respectively algorithms 1 and 3 and which thus define the PALs (4.8) and (4.12). This is the subject of section 9.2. In case (I) we find deterministic vectors $\boldsymbol{\lambda}_{t,\infty}(\boldsymbol{\theta}^*, \boldsymbol{\theta})$ and $\boldsymbol{\mu}_{t,\infty}(\boldsymbol{\theta}^*, \boldsymbol{\theta})$, $t \geq 1$, $\boldsymbol{\theta} \in \Theta$, where $\boldsymbol{\mu}_{t,\infty}(\boldsymbol{\theta}^*, \boldsymbol{\theta})$ is a function of $\boldsymbol{\lambda}_{t,\infty}(\boldsymbol{\theta}^*, \boldsymbol{\theta})$, such that:

$$\frac{1}{n} \boldsymbol{\lambda}_{t,n}(\boldsymbol{\theta}) \xrightarrow{a.s.} \boldsymbol{\lambda}_{t,\infty}(\boldsymbol{\theta}^*, \boldsymbol{\theta}), \quad \frac{1}{n} \boldsymbol{\mu}_{t,n}(\boldsymbol{\theta}) \xrightarrow{a.s.} \boldsymbol{\mu}_{t,\infty}(\boldsymbol{\theta}^*, \boldsymbol{\theta}).$$

In case (II) we find deterministic matrices $\boldsymbol{\Lambda}_{t,\infty}(\boldsymbol{\theta}^*, \boldsymbol{\theta})$ and $\mathbf{M}_{r,\infty}(\boldsymbol{\theta}^*, \boldsymbol{\theta})$, $t \geq 1$, $r \geq 1$, $\boldsymbol{\theta} \in \Theta$, where $\mathbf{M}_{r,\infty}(\boldsymbol{\theta}^*, \boldsymbol{\theta})$ is a function of $\boldsymbol{\Lambda}_{t,\infty}(\boldsymbol{\theta}^*, \boldsymbol{\theta})$ for $t = \tau_{r-1} + 1, \dots, \tau_r$, such that:

$$\frac{1}{n} \boldsymbol{\Lambda}_{t,n}(\boldsymbol{\theta}) \xrightarrow{a.s.} \boldsymbol{\Lambda}_{t,\infty}(\boldsymbol{\theta}^*, \boldsymbol{\theta}), \quad \frac{1}{n} \mathbf{M}_{r,n}(\boldsymbol{\theta}) \xrightarrow{a.s.} \mathbf{M}_{r,\infty}(\boldsymbol{\theta}^*, \boldsymbol{\theta}).$$

A notable fact about the limiting filtering intensities $\boldsymbol{\lambda}_{t,\infty}(\boldsymbol{\theta}^*, \boldsymbol{\theta})$ and $\boldsymbol{\Lambda}_{t,\infty}(\boldsymbol{\theta}^*, \boldsymbol{\theta})$ that we uncover (see remarks 1 and 2) is that:

$$\boldsymbol{\lambda}_{t,\infty}(\boldsymbol{\theta}^*, \boldsymbol{\theta}^*) = \boldsymbol{\nu}_t(\boldsymbol{\theta}^*), \quad \boldsymbol{\Lambda}_{t,\infty}(\boldsymbol{\theta}^*, \boldsymbol{\theta}^*) = \mathbf{N}_t(\boldsymbol{\theta}^*),$$

where $\boldsymbol{\nu}_t(\boldsymbol{\theta}^*)$ and $\mathbf{N}_t(\boldsymbol{\theta}^*)$ are as in (5.1) and (5.2). In this sense, running algorithms 1 and 3 with the model specified by the DGP $\boldsymbol{\theta} \leftarrow \boldsymbol{\theta}^*$ is asymptotically accurate as $n \rightarrow \infty$, in spite of the recursive Poisson approximations involved in these procedures.

Contrast functions. We then construct contrast functions associated with the PALs. This is the subject of section 9.3. The contrast functions turn out to be in the form of Kullback-Liebler divergences. In case (I),

$$\frac{1}{n}\ell_n(\boldsymbol{\theta}) - \frac{1}{n}\ell_n(\boldsymbol{\theta}^*) \xrightarrow[a.s.]{\boldsymbol{\theta}^*} - \sum_{t=1}^T \text{KL}(\text{Poi}[\boldsymbol{\mu}_{t,\infty}(\boldsymbol{\theta}^*, \boldsymbol{\theta}^*)] \parallel \text{Poi}[\boldsymbol{\mu}_{t,\infty}(\boldsymbol{\theta}^*, \boldsymbol{\theta})]), \quad (5.3)$$

and in case (II),

$$\frac{1}{n}\mathcal{L}_n(\boldsymbol{\theta}) - \frac{1}{n}\mathcal{L}_n(\boldsymbol{\theta}^*) \xrightarrow[a.s.]{\boldsymbol{\theta}^*} - \sum_{r=1}^R \text{KL}(\text{Poi}[\mathbf{M}_{r,\infty}(\boldsymbol{\theta}^*, \boldsymbol{\theta}^*)] \parallel \text{Poi}[\mathbf{M}_{r,\infty}(\boldsymbol{\theta}^*, \boldsymbol{\theta})]), \quad (5.4)$$

where in each case the convergence is established to be uniform in $\boldsymbol{\theta}$.

Convergence of the maximum PAL estimators. With:

$$\begin{aligned} \Theta_{(I)}^* &:= \{\boldsymbol{\theta} \in \Theta : \boldsymbol{\mu}_{t,\infty}(\boldsymbol{\theta}^*, \boldsymbol{\theta}) = \boldsymbol{\mu}_{t,\infty}(\boldsymbol{\theta}^*, \boldsymbol{\theta}^*) \text{ for all } t = 1, \dots, T\}, \\ \Theta_{(II)}^* &:= \{\boldsymbol{\theta} \in \Theta : \mathbf{M}_{r,\infty}(\boldsymbol{\theta}^*, \boldsymbol{\theta}) = \mathbf{M}_{r,\infty}(\boldsymbol{\theta}^*, \boldsymbol{\theta}^*) \text{ for all } r = 1, \dots, R\}, \end{aligned}$$

uniform convergence to the contrast functions as well as standard continuity and compactness arguments are used to complete the proof of our main consistency result:

Theorem 1. *Let assumptions 1-4 hold and let $\hat{\boldsymbol{\theta}}_n$ be a maximiser of $\ell_n(\boldsymbol{\theta})$ (resp. $\mathcal{L}_n(\boldsymbol{\theta})$). Then $\hat{\boldsymbol{\theta}}_n$ converges to $\Theta_{(I)}^*$ (resp. $\Theta_{(II)}^*$) as $n \rightarrow \infty$, $\mathbb{P}^{\boldsymbol{\theta}^*}$ -almost surely.*

The proof is in section 9.4.

Identifiability. We now provide some further insight into the sets $\Theta_{(I)}^*$ and $\Theta_{(II)}^*$ in order to explain in what sense the model is identified under theorem 1. In section 9.5 we show that for any $\boldsymbol{\theta} \in \Theta$,

$$\begin{aligned} \boldsymbol{\theta} \in \Theta_{(I)}^* &\iff \boldsymbol{\mu}_{t,\infty}(\boldsymbol{\theta}, \boldsymbol{\theta}) = \boldsymbol{\mu}_{t,\infty}(\boldsymbol{\theta}^*, \boldsymbol{\theta}^*), \quad \forall t = 1, \dots, T, \\ \boldsymbol{\theta} \in \Theta_{(II)}^* &\iff \mathbf{M}_{r,\infty}(\boldsymbol{\theta}, \boldsymbol{\theta}) = \mathbf{M}_{r,\infty}(\boldsymbol{\theta}^*, \boldsymbol{\theta}^*), \quad \forall r = 1, \dots, R. \end{aligned}$$

The vector $\boldsymbol{\mu}_{t,\infty}(\boldsymbol{\theta}^*, \boldsymbol{\theta}^*)$ turns out (see remark 1) to be equal to the r.h.s. of the second $\mathbb{P}^{\boldsymbol{\theta}^*}$ -almost sure limit in (5.1). Thus for case (I), the convergence to $\Theta_{(I)}^*$ in theorem 1 tells us that as $n \rightarrow \infty$, $\hat{\boldsymbol{\theta}}_n$ approaches the set of $\boldsymbol{\theta}$ such that the $\mathbb{P}^{\boldsymbol{\theta}}$ -almost sure limit of $\frac{1}{n}\mathbf{y}_t$ is the same as the $\mathbb{P}^{\boldsymbol{\theta}^*}$ -almost sure limit of $\frac{1}{n}\mathbf{y}_t$, for all $t = 1, \dots, T$. Similarly for case (II), $\mathbf{M}_{r,\infty}(\boldsymbol{\theta}^*, \boldsymbol{\theta}^*)$ turns out (see remark 2) to be equal to the r.h.s. of the second limit in (5.2), and the convergence to $\Theta_{(II)}^*$ in theorem 1 tells us that as $n \rightarrow \infty$, $\hat{\boldsymbol{\theta}}_n$ approaches the set of $\boldsymbol{\theta}$ such that the $\mathbb{P}^{\boldsymbol{\theta}}$ -almost sure limit of $\frac{1}{n}\bar{\mathbf{Y}}_r$ is the same as the $\mathbb{P}^{\boldsymbol{\theta}^*}$ -almost sure limit of $\frac{1}{n}\bar{\mathbf{Y}}_r$, for all $r = 1, \dots, R$.

6 Discussion and examples

Code for all examples is available online: <https://github.com/LorenzoRimella/PAL>.

6.1 A simulation example to help illustrate theory

Consider the following SEIR model with immigration and emigration: $\mathbb{P}_{0,n} = \text{Mult}\left(n, [0.99, 0, 0.01, 0]^\top\right)$ and for all t : $\boldsymbol{\alpha}_{t,n} = \left[\frac{4}{100}n, \frac{4}{100}n, \frac{4}{100}n, \frac{4}{100}n\right]^\top$, $\boldsymbol{\delta}_t = \left[\frac{98}{100}, \frac{98}{100}, \frac{98}{100}, \frac{98}{100}\right]^\top$, $\boldsymbol{\kappa}_{t,n} = \left[\frac{1}{100}n, \frac{1}{100}n, \frac{1}{100}n, \frac{1}{100}n\right]^\top$, $\mathbf{q}_t = [0.1, 0.1, 0.3, 0.2]^\top$ and

$$\mathbf{K}_{t,\boldsymbol{\eta}} = \begin{bmatrix} e^{-\beta^*\boldsymbol{\eta}^{(3)}} & 1 - e^{-\beta^*\boldsymbol{\eta}^{(3)}} & 0 & 0 \\ 0 & e^{-\rho^*} & 1 - e^{-\rho^*} & 0 \\ 0 & 0 & e^{-\gamma^*} & 1 - e^{-\gamma^*} \\ 0 & 0 & 0 & 1 \end{bmatrix}, \quad \mathbf{G}_t = \begin{bmatrix} 0.95 & 0 & 0.05 & 0 \\ 0.3 & 0 & 0.7 & 0 \\ 0.15 & 0 & 0.85 & 0 \\ 0 & 0 & 0 & 1 \end{bmatrix}$$

where $\beta^* = 0.5$, $\rho^* = 0.05$ and $\gamma^* = 0.1$.

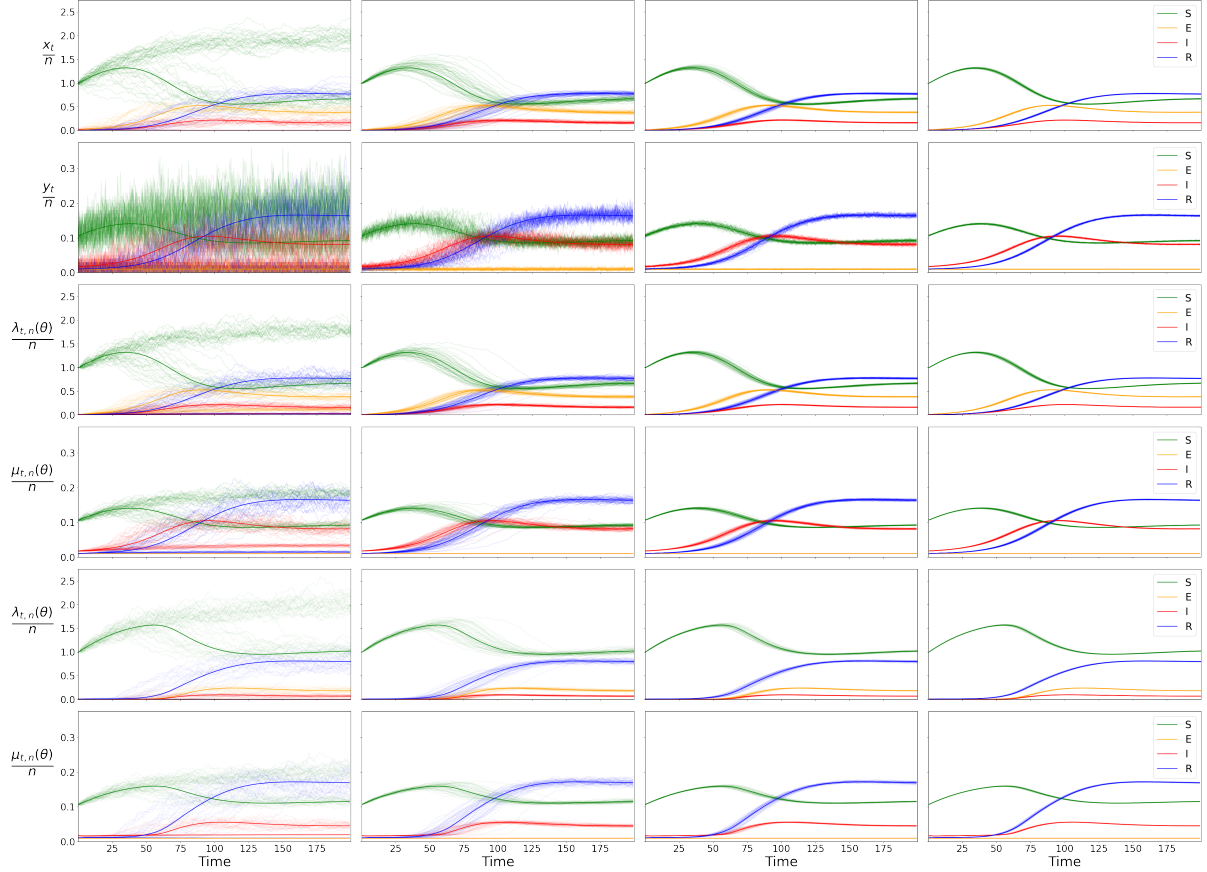


Figure 1: Simulation SEIR example. Top two rows: asymptotic behaviour of \mathbf{x}_t/n and \mathbf{y}_t/n ; 50 simulations from the model (light lines) and theoretical deterministic $n \rightarrow \infty$ limits (bold line) for each population size (left to right), $n \in \{100, 1000, 10000, 100000\}$. Middle two rows: filtering intensities associated with the 50 simulated data sets with θ taken to be θ^* . Bottom two rows: filtering with θ set erroneously $\beta = 0.1$, $\gamma = 0.3$, and all other parameters set as for the middle two rows.

This observation model can be interpreted as follows: with probability $q_t^{(i)}$ each individual in compartment i is tested for disease. Allowing $q_t^{(i)}$ to vary across i could model, for example, infective individuals being more likely to be tested. The above choice of \mathbf{G}_t allows for false-positives (first row) and false-negatives (third row), where those testing positive are considered infective, and those testing negative are considered susceptible. Of course other choices are possible.

The top two rows of plots in figure 1 show $n^{-1}\mathbf{x}_t$ and $n^{-1}\mathbf{y}_t$ simulated 50 times from the model with population sizes $n \in \{100, 1000, 10000, 100000\}$. Note that in the top row, the fact that trajectories for compartment S in $n^{-1}\mathbf{x}_t$ are valued above 1 in places is explained in terms of immigration into the S compartment exceeding the combined effect of emigration from S and individuals transitioning from S to E . With $n = 100$, the fact that some trajectories for the S compartment are roughly increasing over time corresponds to the lack of an outbreak; for other trajectories which rise and then fall, an outbreak does occur.

Due to the choices of $\mathbb{P}_{0,n}$, $\alpha_{t,n}$ and $\kappa_{t,n}$ set out above, it is immediate that the vectors $\lambda_{0,\infty}$, $\alpha_{t,\infty}$ and $\kappa_{t,\infty}$ appearing in assumptions 4 and 2 exist. The convergence of $n^{-1}\mathbf{x}_t$ and $n^{-1}\mathbf{y}_t$ as $n \rightarrow \infty$ to deterministic limits as discussed in section 5.3 is evident figure 1.

The middle two rows of figure 1 show the behaviour of the scaled filtering intensities $n^{-1}\lambda_{t,n}(\theta)$ and $n^{-1}\mu_{t,n}(\theta)$ obtained from algorithm 1 in the case of correctly specified parameters $\theta \leftarrow \theta^*$. It is evident that, as per the discussion of asymptotic filtering accuracy in section 5.3, as $n \rightarrow \infty$ these quantities converge to the same deterministic limits as do $n^{-1}\mathbf{x}_t$ and $n^{-1}\mathbf{y}_t$, respectively. On the other hand, as illustrated in the bottom two rows of figure 1, when the model is not correctly specified, then $\lambda_{t,n}(\theta)$ and $\mu_{t,n}(\theta)$ converge to limits which are not equal to the limits of $n^{-1}\mathbf{x}_t$ and $n^{-1}\mathbf{y}_t$.

Figure 2 illustrates the behaviour of the scaled log-PAL $n^{-1}\ell_n(\theta)$ evaluated over a fine grid of values for $\theta = [\beta \ \gamma]^T$ (all other parameters held constant). Each purple surface in each plot corresponds to a different data set simulated from the model, as in the second row of figure 1. As n grows, figure 1

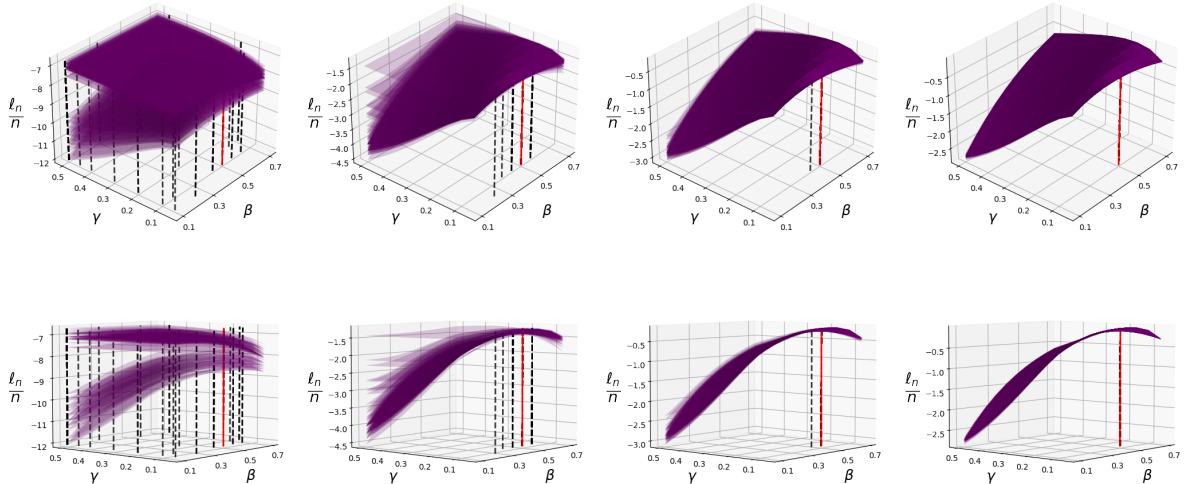


Figure 2: Simulation SEIR example. Purple surfaces within each plot are the scaled log-PAL surfaces associated with 50 data sets simulated from the model with the DGP. From left to right: $n = 100, 1000, 10000, 100000$. Vertical black dashed lines are the maximum PAL estimates for each surface, the vertical red line is the DGP. The two rows show the same 3-d plots from different viewing angles.

evidences convergence of the maximum PAL estimates to the true parameter value, as per theorem 1.

6.2 Delayed Acceptance PMCMC for the boarding school influenza outbreak

This example illustrates the use a PAL within delayed acceptance PMCMC, specifically the delayed acceptance Particle Marginal Metropolis Hastings (daPMMH) algorithm of [26].

Data and model

The data set is the well-known boarding school influenza outbreak data, recorded at British boarding school in 1978 and reported in the British Medical Journal [7, 17]. The data are available in the R package “pomp” [36]. On day one there was one infection and over the course of the 14 day epidemic a total of 512 students reported symptoms from a population of $n = 763$. The observations are prevalence data: daily counts of the total number of symptomatic individuals. We cast this an instance of case (I), using a simple SIR model, where the initial state of the population is fixed to $[763 \ 1 \ 0]^\top$ and we define the matrix $\mathbf{K}_{t,\eta}$ as follows:

$$\mathbf{K}_{t,\eta} = \begin{bmatrix} e^{-\beta\eta^{(2)}} & 1 - e^{-\beta\eta^{(2)}} & 0 \\ 0 & e^{-\gamma} & 1 - e^{-\gamma} \\ 0 & 0 & 1 \end{bmatrix},$$

where β and γ are to be estimated. Observations y_t are modeled as binomially under-reported counts of infected individuals, that is, given $x_t^{(2)}$:

$$y_t \sim \text{Bin}(x_t^{(2)}, q),$$

where $q \in [0, 1]$ is unknown and to be estimated. To connect with the notation of algorithm 1 we have $\mathbf{y}_t \equiv [0 \ y_t \ 0]^\top$ and $\mathbf{q}_t \equiv [0 \ q \ 0]^\top$ for $t \geq 1$.

Delayed Acceptance Particle Marginal Metropolis Hastings

In the standard PMMH algorithm [6], one calculates a particle filter approximation to the likelihood for each proposed parameter value, which is typically a computationally intensive operation. The daPMMH algorithm introduces an additional ‘pre-screening’ acceptance step, based on an approximate likelihood which is assumed to be cheap to evaluate. Only if the proposed parameter is accepted in this initial step is a particle filter approximation to the likelihood then evaluated; thus in performing this additional step, one seeks to avoid running a particle filter for proposals which are likely to be rejected. Details

of the validity of the scheme, in the sense that it indeed targets the true posterior distribution over the parameters, can be found in [26]. Algorithm 5 in section 10.1 illustrates how to use a PAL within a daPMMH.

We stress that although for the SIR model the number of compartments is small ($m = 3$), and for the data set in question the population size is fairly small ($n = 512$), this actually presents a stern relative speed test for PALs versus particle filters: the particle filter element of the daPMMH and PMMH algorithms involves simulating from the latent compartmental model, and the overall cost of the particle filter therefore grows with both the number of compartments and the size of the population, as well as the number of particles. By contrast, evaluating the PAL involves no random number generation and has a cost independent of population size. Thus, if a relative speed gain using PALs can be demonstrated with a small population size and small number of compartments, it is reasonable to expect an even greater relative speed gain for models with larger numbers of compartments and larger populations.

Results

We compare the performance of three algorithms:

- PALMH: a Metropolis-within-Gibbs algorithm with the PAL substituted in place of the exact likelihood, i.e., targeting an approximation to the exact posterior distribution;
- PMMH: a standard Particle Marginal Metropolis-Hastings within Gibbs;
- daPMMH: a delayed acceptance Particle Marginal Metropolis-Hastings within Gibbs, in which we use the PAL for the delayed acceptance step.

For all three algorithms we use Gaussian random walk proposals independently for each element of θ . The random walk variances are tuned to ensure acceptance rates between 20% and 40%. The PMMH and daPMMH algorithms were each run with 1000 particles. All experiments were run on a single core of a 1.90 GHz i7-8650U CPU.

The parameters of the model are collected in the vector $\theta = [\beta \ \gamma \ q]^\top$. We consider a fairly vague prior:

$$p(\theta) = p(\beta)p(\gamma)p(q), \quad (6.1)$$

where $p(\beta)$ and $p(\gamma)$ are truncated Gaussian densities $\mathcal{N}(0, 1)_{\geq 0}$ and $p(q)$ is a truncated Gaussian density $\mathcal{N}(0.5, 0.5)_{\geq 0, \leq 1}$.

Simulated data. We simulated an epidemic for 14 days with the parameter regime $\theta^* = (\beta^*, \gamma^*, q^*) = [2 \ 0.5 \ 0.8]^\top$. For each of the PALMH, PMMH, and daPMMH we ran a 5×10^5 length chain, discarded 10^5 for burn in and then thinned to a sample of 2.5×10^5 . Trace plots and autocorrelation plots for each scheme are presented in section 10.1, the rates of decay of the ACFs with respect to lag for the daPMMH and PMMH algorithms are similar, the rate of decay for the PALMH algorithm is faster. The Monte Carlo approximations of the posterior marginals are closely matched across the three algorithms, see figure 3, and concentrated around the data generating parameters. A single evaluation of the PAL took a mean time of 9.4×10^{-6} seconds, the particle filter approximation to the likelihood took a mean time of 4.5×10^{-3} seconds, both algorithms were implemented with Repp.

Real data. On the real data we ran the PALMH, PMMH, and daPMMH for 5×10^5 iterations each, with run times of 12.2 minutes, 4.5 hours, and 2.8 hours respectively, exhibiting the speed benefits of the PAL approach.

Trace plots and autocorrelation plots for each scheme are presented in section 10.1, the rate of decay of the ACF with lag is similar for the daPMMH and PMMH algorithms, the rate of decay for the PALMH algorithm is faster. The daPMMH and PMMH algorithms yield very similar approximate posterior marginals as expected – see figure 4. The posterior marginals obtained from the PALMH scheme exhibits modes in different locations to those from PMMH/daPMMH, with the following epidemiological interpretation. The approximate posterior marginals obtained from PALMH correspond to a fast growing outbreak (large β), with individuals spending longer in the infected state (small γ) and relatively lower reporting rate (relatively small q). By contrast, the PMMH/daPMMH marginals suggest a slower outbreak (smaller β) with less time spent in the infected compartment (larger γ), but with a higher case reporting rate (relatively high q).

Posterior predictive checks [24] show that, while having contrasting epidemiological interpretations (potentially due to model mis-specification), both PALMH and PMMH/daPMMH achieve good coverage of the data, see figure 5. The mean trajectories from these posterior predictive distributions reflect the above interpretations of posterior marginals. The posterior predictive means and credible regions were calculated from 10000 samples from the posterior predictive distributions produced by the PALMH and daPMMH respectively; each sample from the posterior predictive distribution was generated by: sampling a parameter θ' from the approximate posterior; then using θ' to simulate an epidemic trajectory and data record from the model.

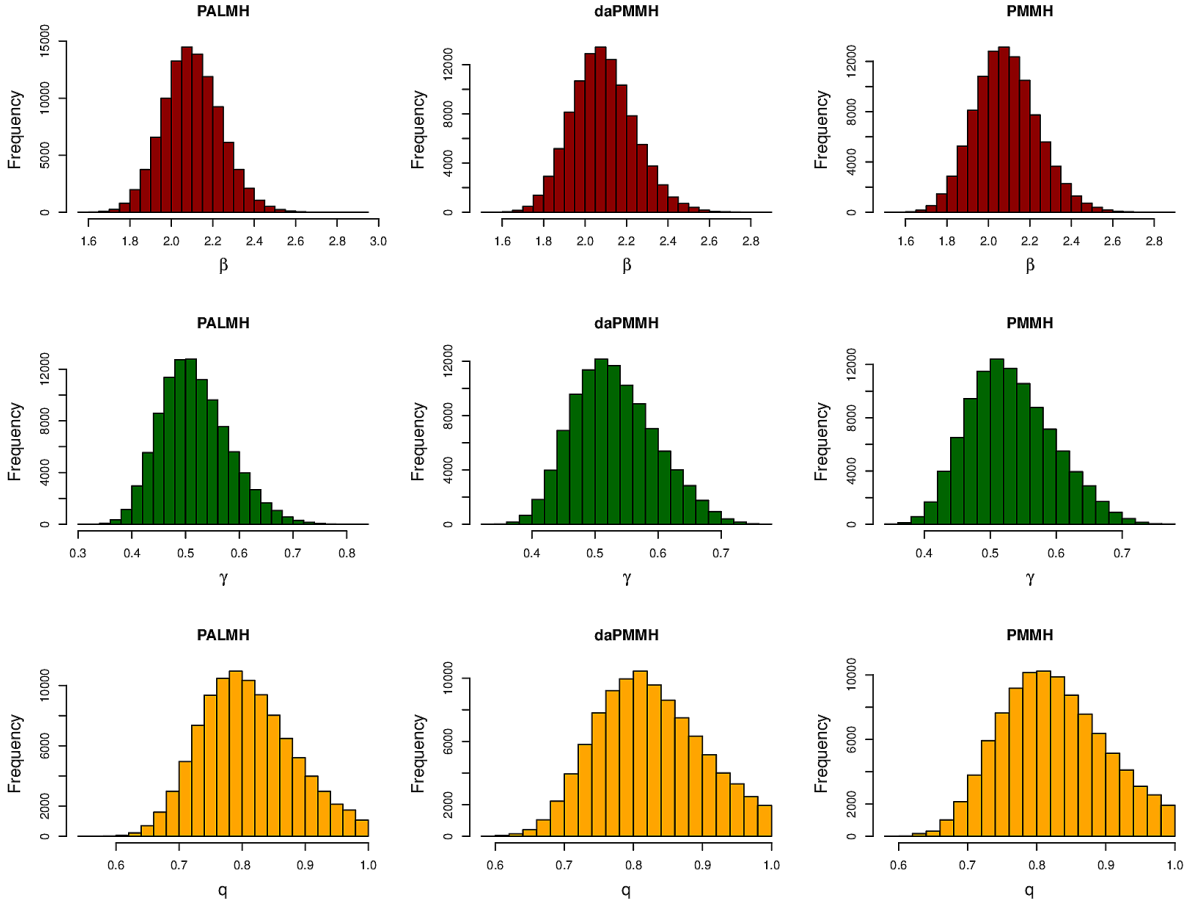


Figure 3: Boarding school influenza example. Posterior marginals produced by the three algorithms when run using synthetic data generated with parameters $\theta^* = (\beta^*, \gamma^*, q^*) = (2, 0.5, 0.8)$, the histograms are based on a thinned sample of 2.5×10^4 .

6.3 Inference using automatic differentiation and HMC in Stan for an age-structured model

In this example, we demonstrate PALs for an age-structured model of a 1957 outbreak of influenza in Wales. Computation is performed using the probabilistic programming language Stan [15], taking advantage of its automatic differentiation functionality to implement Hamiltonian Monte Carlo (HMC). This example also highlights how the general Latent Compartmental Model can accommodate discrete or discretisable covariates associated with the individual populations: in this case the covariates are indicators of age-group which data generating individuals belong too and this is reflected in the compartment structure of the model.

Data and Model

The data consist of 19 weeks of incidence data in the form of GP symptom reports for a town with population size 8000 across 4 age groups: 00 – 04, 05 – 14, 15 – 44, and 45+. The data were analyzed by [61] and are available via the github page associated with [4].

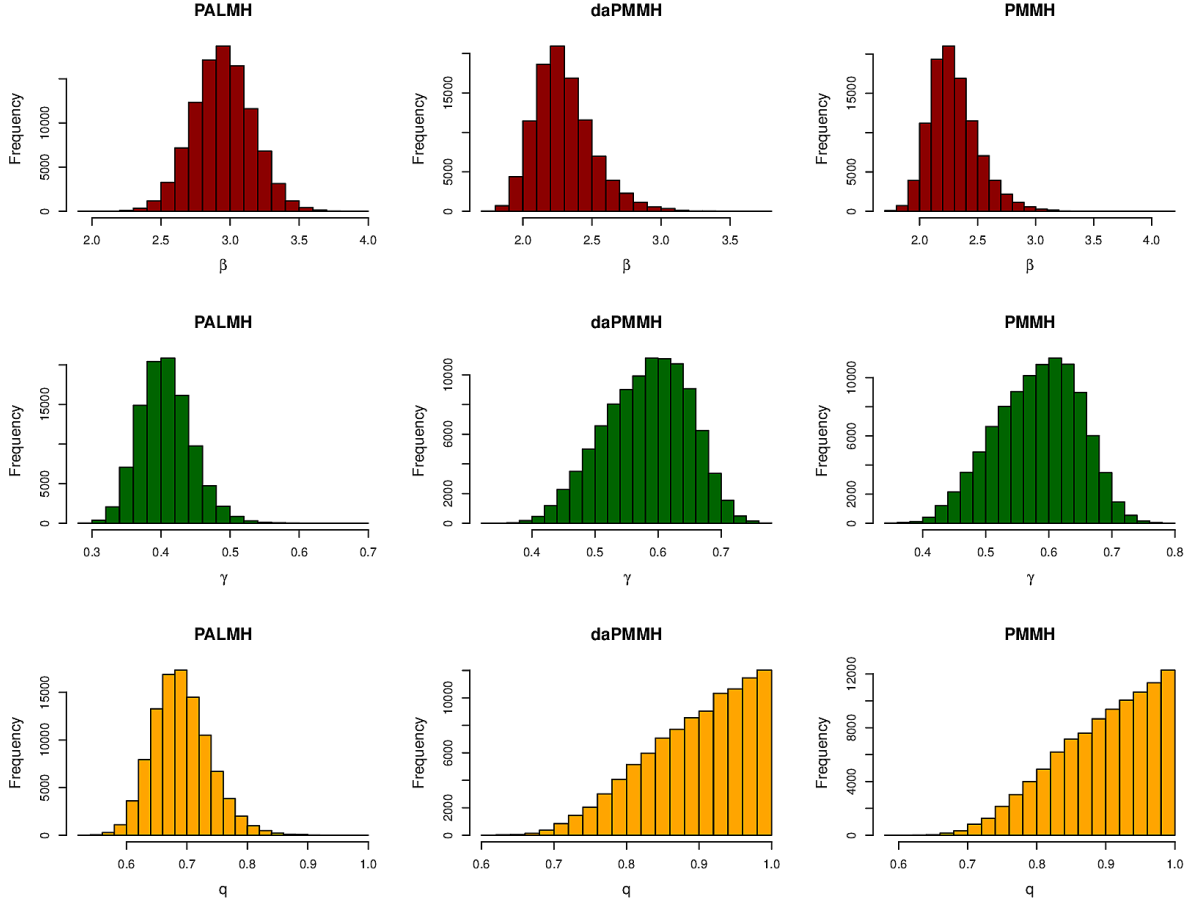


Figure 4: Boarding school influenza example. Posterior samples produced by 3 considered schemes run using real data, the histograms are based on a thinned sample of 2.5×10^4 .

For each age group $k = 1, \dots, 4$,

$$\begin{aligned} S_{k,t+1} &= S_{k,t} - B_{k,t}, & E_{k,t+1} &= E_{k,t} + B_{k,t} - C_{k,t}, \\ I_{k,t+1} &= I_{k,t} + C_{k,t} - D_{k,t}, & R_{k,t+1} &= R_{k,t} - D_{k,t}, \end{aligned}$$

with conditionally independent increments:

$$B_{k,t} \sim \text{Bin}(S_{k,t}, 1 - e^{-h\bar{\beta}_{k,t}}), \quad C_{k,t} \sim \text{Bin}(E_{k,t}, 1 - e^{-h\rho}), \quad D_{k,t} \sim \text{Bin}(I_{k,t}, 1 - e^{-h\gamma}),$$

where

$$\begin{bmatrix} \bar{\beta}_{1,t} \\ \vdots \\ \bar{\beta}_{d,t} \end{bmatrix} = \underbrace{\begin{bmatrix} \beta_{11} & \cdots & \beta_{1d} \\ \vdots & \ddots & \vdots \\ \beta_{1d} & \cdots & \beta_{dd} \end{bmatrix}}_{=: \mathbf{B}} \begin{bmatrix} I_{1,t} \\ \vdots \\ I_{d,t} \end{bmatrix} \frac{1}{n}. \quad (6.2)$$

\mathbf{B} is a symmetric matrix with element β_{ij} representing the rate at which two individuals, one from the susceptible compartment of the i th age group and the other from the infective compartment of the j th age group come into effective contact. It is possible to consider more general forms of \mathbf{B} , for a discussion see [4, 2]. The mean time spent in the exposed compartment $1/\rho$ and the mean recovery time $1/\gamma$ are assumed to be independent of age group and set to be 1.5 days, following [4].

We assume that the model evolves daily with $h = 1/7$ and that observations consist of cumulative weekly transitions from the E to I compartments for each age group, that is we have observation times at times $\tau_r = 7r$ for $r = 1, \dots, R$ corresponding to the end of each week. In the setting of case (II) we denote observations $\bar{\mathbf{Y}}_{k,r} = \sum_{s=\tau_{r-1}+1}^{\tau_r} \mathbf{Y}_{k,t}$ where each element of each $\mathbf{Y}_{k,t}$ is equal to zero except the (2,3)th element corresponding to transitions from compartment E to I which, conditional on $C_{k,t}$, is distributed:

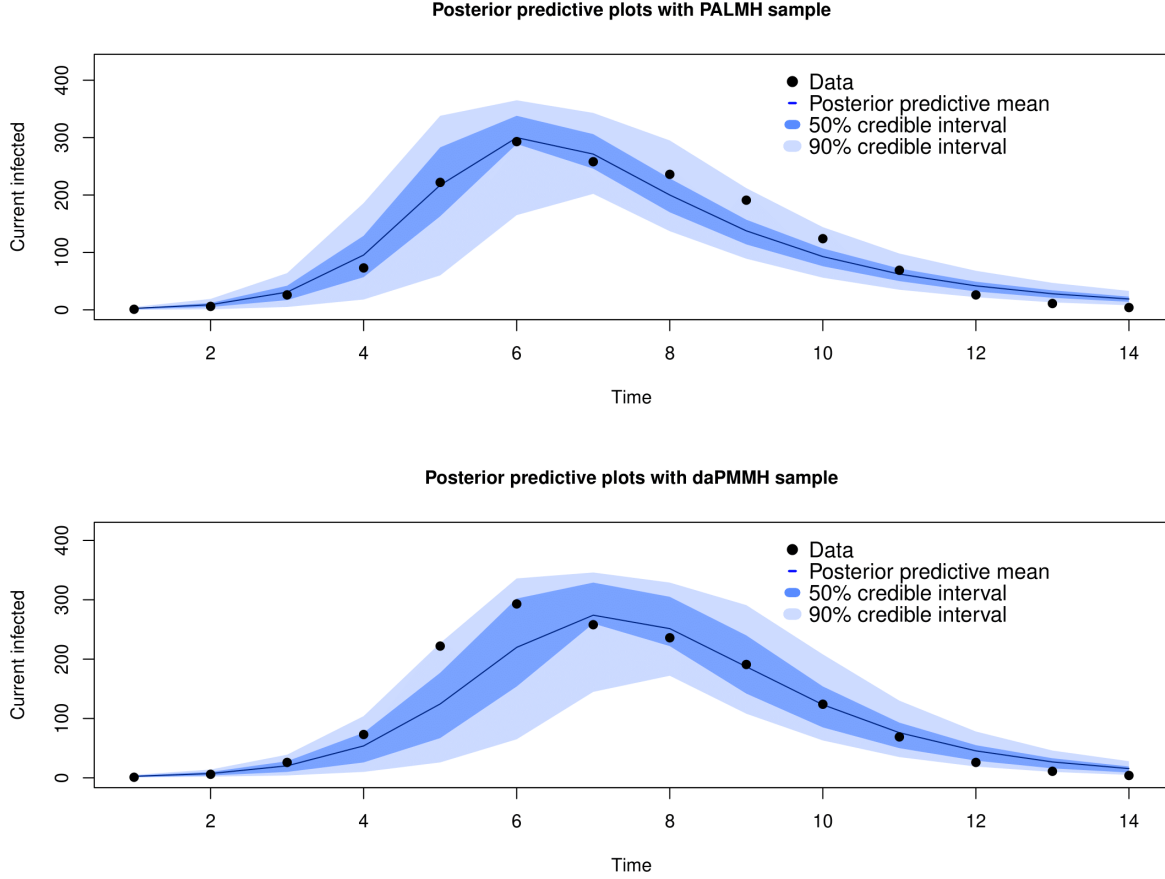


Figure 5: Boarding school influenza example. Means and credible intervals for posterior predictive distributions.

$$Y_{k,t}^{(2,3)} \sim \text{Bin}(C_{k,t}, Q_{k,t}^{(2,3)}),$$

where $\mathbf{Q}_{k,t} \in [0, 1]^{4 \times 4}$ has elements equal to zero except for the (2, 3)th entry which is equal to an case under reporting parameter q which we assume is constant in age group and time and is to be estimated.

To write the above as an instance of the Latent Compartmental Model we take $m = 16$ and identify vectors $\mathbf{x}_{k,t} := [S_{k,t} \ E_{k,t} \ I_{k,t} \ R_{k,t}]^\top$, $\mathbf{x}_t := [\mathbf{x}_{1,t}^\top \ \dots \ \mathbf{x}_{4,t}^\top]^\top$ and matrices:

$$\mathbf{Z}_{k,t} := \begin{bmatrix} S_{k,t} - B_{k,t} & B_{k,t} & 0 & 0 \\ 0 & E_{k,t} - C_{k,t} & C_{k,t} & 0 \\ 0 & 0 & I_{k,t} - D_{k,t} & D_{k,t} \\ 0 & 0 & 0 & R_{k,t} \end{bmatrix}, \quad \mathbf{Z}_t := \begin{bmatrix} \mathbf{Z}_{1,t} & \dots & 0 \\ & \mathbf{Z}_{2,t} & \vdots \\ \vdots & \dots & \ddots \\ 0 & \dots & & \mathbf{Z}_{4,t} \end{bmatrix},$$

$$\mathbf{K}_{k,t,\eta(\mathbf{x}_t)} := \begin{bmatrix} e^{-h\bar{\beta}_{k,t}} & 1 - e^{-h\bar{\beta}_{k,t}} & 0 & 0 \\ 0 & e^{-h\rho} & 1 - e^{-h\rho} & 0 \\ 0 & 0 & e^{-h\gamma} & 1 - e^{-h\gamma} \\ 0 & 0 & 0 & 1 \end{bmatrix}, \quad \mathbf{K}_{t,\eta} := \begin{bmatrix} \mathbf{K}_{1,t,\eta} & \dots & 0 \\ & \mathbf{K}_{2,t,\eta} & \vdots \\ \vdots & \dots & \ddots \\ 0 & \dots & & \mathbf{K}_{4,t,\eta} \end{bmatrix},$$

where the $\bar{\beta}_{k,t}$ are the elements of the vector on the l.h.s. of (6.2). Due to the block-diagonal structure of the matrix $\mathbf{K}_{t,\eta}$ for this example, algorithm 3 can be simplified to avoid performing various multiplications by zero. The resulting procedure is algorithm 6 in section 10.2.

Hamiltonian Monte Carlo with automatic differentiation in Stan

Designing an MCMC scheme from scratch for such a problem would require careful choice of proposal to sufficiently explore the high dimensional posterior $p(\theta \mid \bar{\mathbf{Y}}_{1:R})$, indeed the random walk mechanism

of the Metropolis algorithm and Gibbs sampler can give rise to inherent inefficiencies in exploring high-dimensional parameter spaces [24]. Hamiltonian Monte Carlo (HMC) schemes can overcome this inefficiency by introducing an auxiliary ‘‘momentum’’-variable $\phi^{(j)}$ for each parameter component $\theta^{(j)}$. HMC uses the gradient of the posterior distribution to update ϕ , which is then used to make an informed proposal for θ . Inspired by Hamiltonian physics, the HMC scheme allows rapid exploration of the posterior distribution.

The probabilistic programming language Stan [15] provides a framework for implementing HMC in which one only needs to specify priors and how to evaluate the likelihood for the model. Automatic differentiation (AD) is used to compute gradients and update the auxiliary HMC variables without the need for user input. Since the PAL consists of recursive compositions of elementary linear algebra operations functions, it is a promising candidate for AD. Given the simple recursions required to compute the PAL, the proposed methodology coupled with the Stan paradigm provides an accessible inference tool for practitioners, giving the ability to define a model and produce approximate posterior samples with a single simple program.

Results

We implemented a Stan program incorporating the PAL as calculated according to algorithm 6. Note that here we do not correct for the fact that the PAL is only an approximate likelihood, so Stan is targeting an approximation to the true intractable posterior.

The parameters to be estimated are $\theta = [\beta_{11} \cdots \beta_{dd} q]^\top$, the initial state for each age group is assumed known as $\mathbf{x}_{1,0} = [948 \ 0 \ 1 \ 0]^\top$, $\mathbf{x}_{2,0} = [1689 \ 0 \ 1 \ 0]^\top$, $\mathbf{x}_{3,0} = [3466 \ 0 \ 1 \ 0]^\top$, $\mathbf{x}_{4,0} = [1894 \ 0 \ 1 \ 0]^\top$. We treat reports as observations of a transition from exposed to infective. We used vague priors $\beta_{i,j} \sim \mathcal{N}(0, 10)_{\geq 0}$ for $i, j = 1, \dots, d$ and $q \sim \mathcal{N}(0.5, 0.5)_{\geq 0, \leq 1}$. The HMC sampler was run to produce a chain of length 5×10^5 iterations, a burn in period of size 10^5 was discarded and the remaining was thinned to produce a sample of 2.5×10^4 . Figure 6 shows approximate posterior distributions for each parameter. Trace plots in section 10.2 show no signs of unsatisfactory mixing. Figure 9 reports the posterior predictive distributions and credible intervals, we see good coverage of observed data.

We repeated the analysis using an ODE version of the age-structured SEIR model from [4] with a Poisson reporting model: we use as emission distribution a Poisson distribution with rate given by the ODE solution scaled by an under-reporting parameter. This was done in the Stan framework using the code available in [4], we again sampled a chain of length 5×10^5 iterations, discarded a burn in period of size 10^5 , and thinned the remaining to produce a sample of 2.5×10^4 . Congruent time-scales for both the PAL and ODE procedures were used to make meaningful comparisons of parameters, we report the approximate posterior marginals produced by the ODE procedure in figure 7.

To calculate the R_0 for stratified models such as this, one must calculate the so called *next generation matrix* [60] which has elements given by

$$\frac{n_i \beta_{i,j}}{n \gamma},$$

where n_i is the population of the i th age group. The reproduction number R_0 is then given by the largest modulus of the eigenvalues of the next generation matrix [18]. Using this definition we can produce approximate posterior distributions of R_0 using each of the PAL and ODE procedures, which we report in figure 8 and call each sample R_0^{PAL} and R_0^{ODE} respectively. The approximate posteriors for R_0^{PAL} and R_0^{ODE} concentrate around 1.49 and 2.01 respectively. This disparity in estimates can be related to the features of the posterior predictive distributions reported in figures 9 and 10: the distribution of trajectories in figure 10 appears to ‘overshoot’ the data in comparison to those in figure 9, reflecting the higher force of infection implied by the ODE procedure in contrast to the PAL procedure. These posterior predictive plots also exhibit the inherent inflexibility of the ODE model. Since the latent process is deterministic, any random variations in the data must be explained as observation error. Subsequently, when the shape of the data deviates significantly from the ODE trajectory, such as in the 45+ group, this rigidity in modelling results in overconfidence and a poor fit compared to the stochastic model combined with the PAL procedure.

6.4 Calibrating a spatial meta-population model of measles

This example illustrates how PALs can be used to calibrate a more complex, larger-scale model.

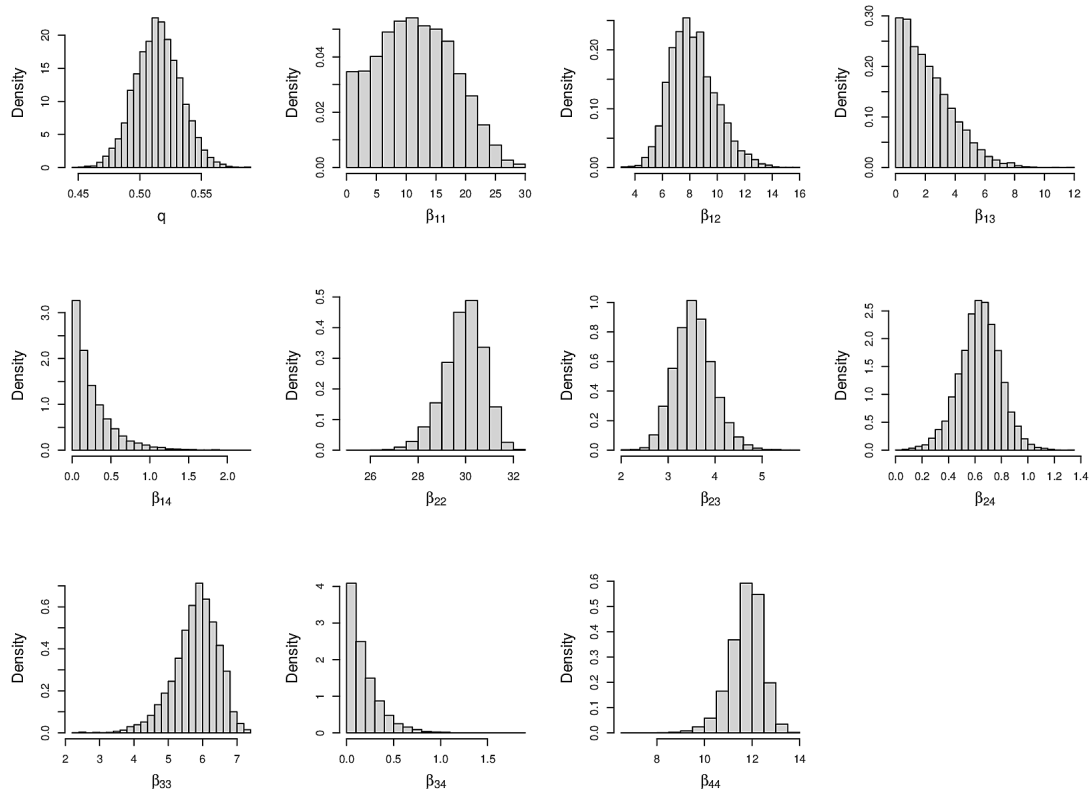


Figure 6: Age-structured example. HMC posterior histograms for the parameters of the stochastic model produced using Stan.

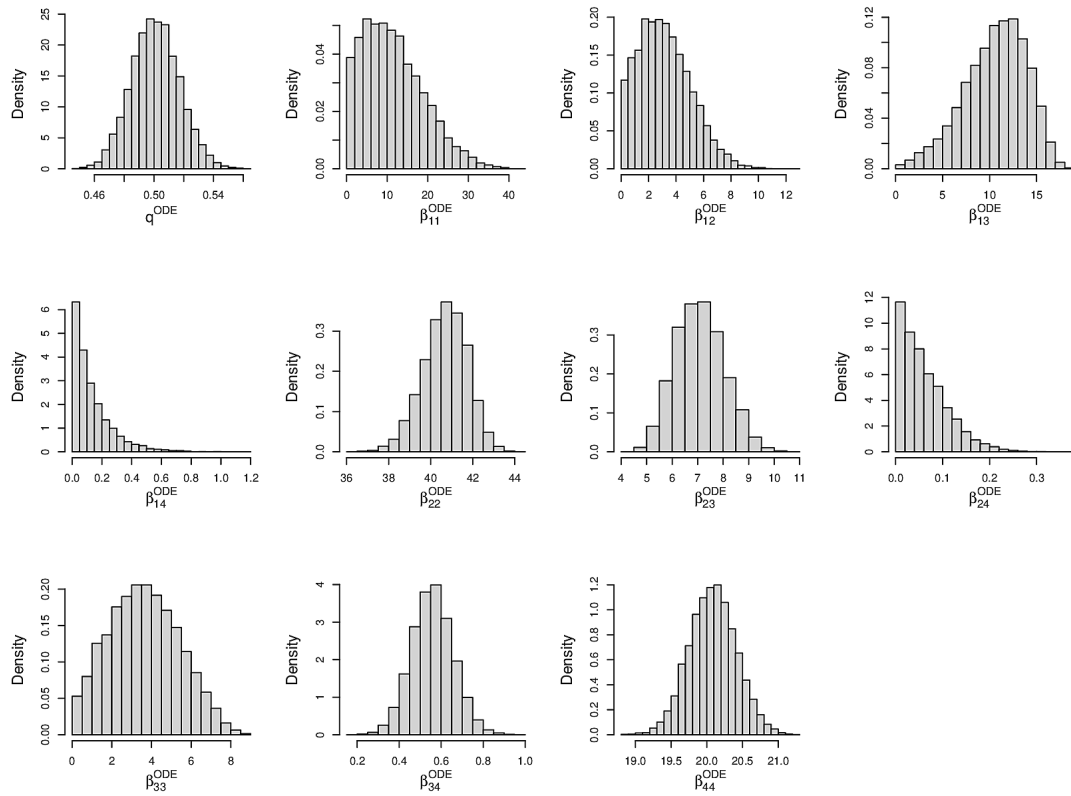


Figure 7: Age-structured example. HMC posterior histograms for the parameters of the ODE model produced using Stan.

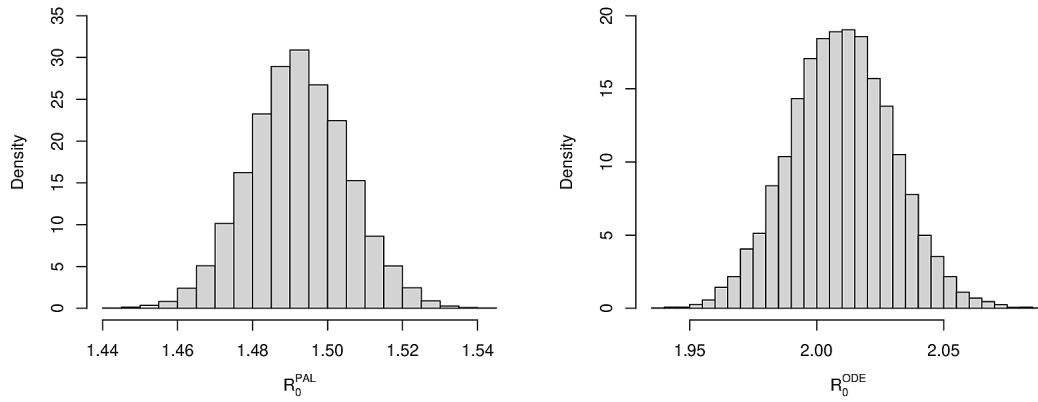


Figure 8: Age-structured example. Approximate posterior distributions for R_0 under the PAL and ODE procedures.

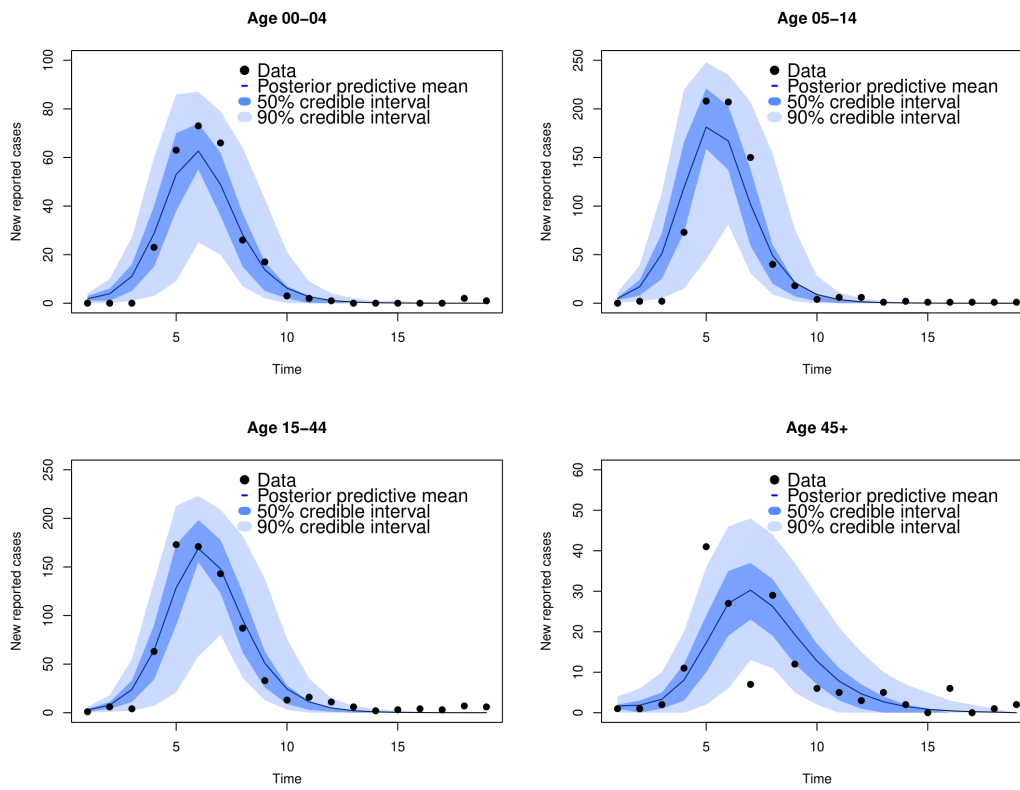


Figure 9: Age-structured example. Posterior predictive distributions obtained from inference under the stochastic model using the PAL.

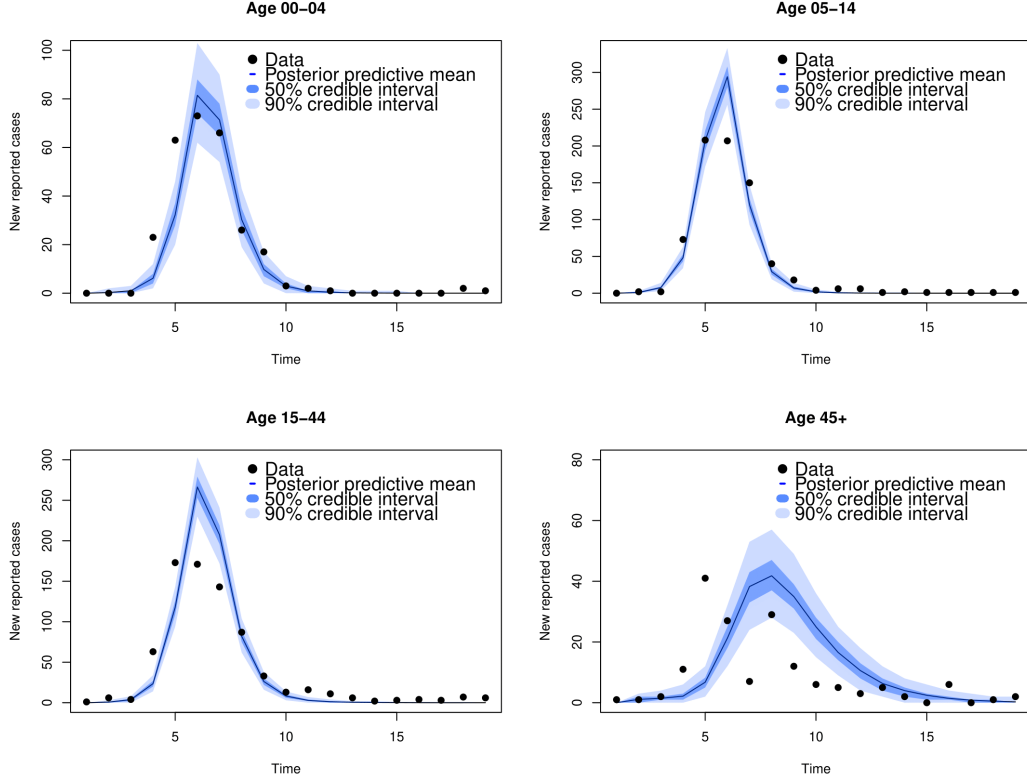


Figure 10: Age-structured example. Posterior predictive distributions obtained from inference under the ODE model.

Model

We consider a time-discretized version of a model originally presented by [65] and subsequently extended into a spatiotemporal framework by [27]. Inference on the model is explored in [50] via the use of a guided intermediate resampling filter (GIRF). The GIRF consists of a simulator for a continuous in time latent process combined with a particle filter method which uses guide functions for intermediate propagation and resampling, parameters of the model are estimated via an iterated filtering scheme. Together with Monte Carlo adjusted profile methodology [29] they are able to generate profile likelihood estimates for confidence interval estimation. Uncertainty interval calculation is out of the scope of the current work and would require results on the asymptotic distribution of the maximum PAL estimator, see section 6.5 for a discussion.

The model describes the evolution of recurrent pre-vaccination measles epidemics in $J = 40$ cities across the UK over the 20 years covering 1945-1965. Inter-city interactions are captured using a ‘gravity model’, which we shall go on to detail. For a discussion on gravity models in epidemiology, see [59].

The model has susceptible (S), exposed (E), infective (I), and removed (R) compartments for each of the $J = 40$ cities. For each city $k = 1, \dots, J$, the initial state of the epidemic is given by $[S_{k,0} \ E_{k,0} \ I_{k,0} \ R_{k,0}]^\top \sim \text{Mult}(n_k, \boldsymbol{\pi}_0)$, where the probability vector $\boldsymbol{\pi}_0$ is a common initial distribution parameter and n_k is the initial population of the k th city. For each city $k = 1, \dots, J$ the population then evolves twice per week with the following dynamic:

$$\begin{aligned} S_{k,t+1} &= S_{k,t} - B_{k,t} - F_{k,t}^{(S)} + A_{k,t}, & E_{k,t+1} &= E_{k,t} + B_{k,t} - C_{k,t} - F_{k,t}^{(E)}, \\ I_{k,t+1} &= I_{k,t} + C_{k,t} - D_{k,t} - F_{k,t}^{(I)}, & R_{k,t+1} &= R_{k,t} + D_{k,t} - F_{k,t}^{(R)}, \end{aligned}$$

where $F_{k,t}^{(\cdot)}$, $A_{k,t}$, $B_{k,t}$, $C_{k,t}$ and $D_{k,t}$ are binomially distributed increments. Given the vectors $\boldsymbol{\delta}_{k,t} = [\delta_{k,t}^{(S)} \ \delta_{k,t}^{(E)} \ \delta_{k,t}^{(I)} \ \delta_{k,t}^{(R)}]^\top \in \mathbb{R}_{\geq 0}^4$ and $\boldsymbol{\alpha}_{k,t} = [\alpha_{k,t+1}^{(1)} \ 0 \ 0 \ 0]^\top \in \mathbb{R}_{\geq 0}^4$, we have:

$$F_{k,t}^{(\cdot)} \sim \text{Bin}\left(\cdot_{k,t}, \delta_{k,t+1}^{(\cdot)}\right), \quad A_{k,t} \sim \text{Poi}\left(\alpha_{k,t+1}^{(1)}\right),$$

modelling the new births (immigration) into the susceptible population and the deaths (emigration)

across compartments. Since there is no reinfection mechanism in the model it is important to have new individuals enter the population to model the recurrent epidemic peaks present in the data.

The movements from susceptible to exposed are modelled with:

$$B_{k,t} \sim \text{Bin} \left(S_{k,t} - F_{k,t}^{(S)}, 1 - \exp \left\{ -h\beta_t \cdot \left[\left(\frac{I_{k,t}}{n_{k,t}} \right) + \sum_{l \neq k} \frac{v_{k,l}}{n_{k,t}} \left\{ \left(\frac{I_{l,t}}{n_{l,t}} \right) + \left(\frac{I_{k,t}}{n_{k,t}} \right) \right\} \right] \right\} \right),$$

with $h = 1$ corresponding to 3.5 days. The summation term encodes the intercity interaction which is the essence of the gravity model. The strength of the interaction $v_{k,l}$ is computed as:

$$v_{k,l} = g \frac{\bar{s} n_k n_l}{\bar{n} s_{kl}},$$

where g is the ‘gravitational’ constant parameter, \bar{n} is the average of the initial populations, \bar{s} is the average inter-city distance and $s_{k,l}$ denotes the distance between cities k and l . The interpretation of the gravity model is thus that the strength of the interaction between two cities is directly proportional to their populations and inversely proportional to their distance.

As in [65] and [50], we assume that β_t follows the school year:

$$\beta_t = \begin{cases} (1 + 2(1-p)a)\bar{\beta}, & \text{during school term,} \\ (1 - 2pa)\bar{\beta}, & \text{during school holiday,} \end{cases}$$

where $p = 0.759$ is the proportion of the year taken up by school terms, $\bar{\beta}$ is the mean transition rate, and a is the relative effect of holidays on transmission. Finally, the new infected and new removed are:

$$C_{k,t} \sim \text{Bin}(E_{k,t} - F_{k,t}^{(E)}, 1 - e^{-h\rho}), \quad D_{k,t} \sim \text{Bin}(I_{k,t} - F_{k,t}^{(I)}, 1 - e^{-h\gamma}),$$

with $1/\rho$ mean time spent in the exposed compartment and $1/\gamma$ mean recovery time.

As already mentioned, for the model to capture recurrent peaks, it must accommodate recruitment into the susceptible compartments. Birthrate data for each city of the model is used to do this — as in [65] — it is assumed that newborns enter the susceptible class after a delay of 4 years corresponding to the age an individual enters the high-risk school-age demographic. There is a further ‘cohort’ effect aspect to the model: it is assumed that at the start of the school year, a fraction $c \in (0, 1)$ of the lagged births enter the susceptible compartment, the remaining $1 - c$ proportion enter at a constant rate throughout the year. This informs the assumed rate parameters $\alpha_{k,t} = [\alpha_{k,t}^{(1)} \ 0 \ 0 \ 0]^\top$ and, similarly, death rate records inform choice of $\delta_{k,t}$. The values used for $\alpha_{k,t}$ and $\delta_{k,t}$ are reported in the data available on the GitHub page.

The observations are aggregated incidence data in the form of cumulative fortnightly transitions from infective to recovered for each of the 40 cities subject to binomial under-reporting, at times $\tau_r = 4r$ for $r = 1, \dots, R$. Observations are modelled as transitions from infective to recovered compartments because, on discovery, cases are treated with bed rest and hence removed from the population [50]. Denoting observations as $\mathbf{Y}_{k,r} = \sum_{t=\tau_r+1}^{\tau_{r+1}} Y_{k,t}$ where each $Y_{k,t} \in \mathbb{N}^{4 \times 4}$ has each element equal to zero except for the (3, 4)th element which, conditional on $D_{k,t}$, is distributed:

$$Y_{k,t}^{(3,4)} \sim \text{Bin} \left(D_{k,t}, Q_{k,t}^{(3,4)} \right), \text{ for } t \geq 1, \quad k = 1, \dots, J,$$

where $\mathbf{Q}_{k,t} \in [0, 1]^{4 \times 4}$ consists of all zeros apart from the (3, 4)th entry, which is the reporting rate of transitions from infective to recovered. This rate is assumed constant in time. The under-reporting rate parameters are assumed known for each city and are set to the same values as [50], which are available in the data on the GitHub page.

To employ the algorithms described in the methodology section we need to specify the transition matrix $\mathbf{K}_{t,\tilde{\eta}}$, which in the case of this model is of size $4J \times 4J$. To be more succinct we can write out a matrix $\mathbf{K}_{k,t,\tilde{\eta}}$ for each city $k = 1, \dots, 40$. For $t \geq 0$ and each $k = 1, \dots, 40$, define $\bar{\mathbf{x}}_{k,t} := [S_{k,t} - F_{k,t}^{(S)}, E_{k,t} - F_{k,t}^{(E)}, I_{k,t} - F_{k,t}^{(I)}, R_{k,t} - F_{k,t}^{(R)}]^\top$, $\bar{\mathbf{x}}_t := [\bar{\mathbf{x}}_{1,t}, \dots, \bar{\mathbf{x}}_{40,t}]^\top$, and the function $\tilde{\eta}(\bar{\mathbf{x}}_t) := \left[\frac{\bar{\mathbf{x}}_{1,t-1}^{(3)}}{n_1}, \frac{\bar{\mathbf{x}}_{2,t-1}^{(3)}}{n_2}, \dots, \frac{\bar{\mathbf{x}}_{J,t-1}^{(3)}}{n_J} \right]$. Then we define our matrices $\mathbf{K}_{k,t,\tilde{\eta}}$:

$$\mathbf{K}_{k,t,\tilde{\eta}} = \begin{bmatrix} e^{-h f_t^{(k)}(\beta_t, \tilde{\eta})} & 1 - e^{-h f_t^{(k)}(\beta_t, \tilde{\eta})} & 0 & 0 \\ 0 & e^{-h\rho} & 1 - e^{-h\rho} & 0 \\ 0 & 0 & e^{-h\gamma} & 1 - e^{-h\gamma} \\ 0 & 0 & 0 & 1 \end{bmatrix},$$

where

$$f_t^{(k)}(\beta_t, \tilde{\boldsymbol{\eta}}) = \beta_t \cdot \left[\tilde{\eta}^{(k)} + \sum_{l \neq k} \frac{v_{kl}}{n_k} \left\{ \tilde{\eta}^{(l)} + \tilde{\eta}^{(k)} \right\} \right],$$

with $h = 1$. The full 160×160 transition matrix $\mathbf{K}_{t, \tilde{\boldsymbol{\eta}}}$ is then given by:

$$\mathbf{K}_{t, \tilde{\boldsymbol{\eta}}} = \begin{bmatrix} \mathbf{K}_{1,t, \tilde{\boldsymbol{\eta}}} & & \dots & & 0 \\ & \mathbf{K}_{2,t, \tilde{\boldsymbol{\eta}}} & & & \vdots \\ \vdots & & \ddots & & \\ 0 & \dots & & & \mathbf{K}_{J,t, \tilde{\boldsymbol{\eta}}} \end{bmatrix}.$$

One can identify matrices:

$$\mathbf{Z}_{k,t} := \begin{bmatrix} S_{k,t} - F_{k,t}^{(S)} - B_{k,t} & B_{k,t} & & 0 & 0 \\ 0 & E_{k,t} - F_{k,t}^{(E)} - C_{k,t} & & C_{k,t} & 0 \\ 0 & 0 & & I_{k,t} - F_{k,t}^{(I)} - D_{k,t} & D_{k,t} \\ 0 & 0 & & 0 & R_{k,t} - F_{k,t}^{(R)} \end{bmatrix},$$

and let \mathbf{Z}_t be block-diagonal with blocks $\mathbf{Z}_{k,t}$, $k = 1, \dots, J$. Re-writing algorithm 3 to take advantage of the block-diagonal structure of $\mathbf{K}_{t, \tilde{\boldsymbol{\eta}}}$ gives algorithm 4.

Algorithm 4 Filtering for the measles model

Initialize: $\bar{\boldsymbol{\lambda}}_{k,0} \leftarrow n_k \cdot \boldsymbol{\pi}_0$ for $k = 1, \dots, 40$.

- 1: $\bar{\boldsymbol{\lambda}}_0 \leftarrow [\bar{\boldsymbol{\lambda}}_{1,0}^\top \dots \bar{\boldsymbol{\lambda}}_{40,0}^\top]^\top$
- 2: **for** $r \geq 1$:
- 3: **for** $t = \tau_{r-1} + 1, \dots, \tau_r - 1$:
- 4: **for** $k = 1, \dots, 40$:
- 5: $\boldsymbol{\Lambda}_{k,t} \leftarrow [(\bar{\boldsymbol{\lambda}}_{k,t-1} \odot \boldsymbol{\delta}_{k,t}) \otimes \mathbf{1}_m] \odot \mathbf{K}_{k,t, \tilde{\boldsymbol{\eta}}}(\bar{\boldsymbol{\lambda}}_{t-1})$
- 6: $\bar{\boldsymbol{\lambda}}_{k,t} \leftarrow (\mathbf{1}_m^\top \bar{\boldsymbol{\Lambda}}_{k,t})^\top + \boldsymbol{\alpha}_{k,t}$
- 7: **end for**
- 8: $\bar{\boldsymbol{\lambda}}_t \leftarrow [\bar{\boldsymbol{\lambda}}_{1,t}^\top \dots \bar{\boldsymbol{\lambda}}_{40,t}^\top]^\top$
- 9: **end for**
- 10: **for** $k = 1, \dots, 40$:
- 11: $\boldsymbol{\Lambda}_{k, \tau_r} \leftarrow [(\bar{\boldsymbol{\lambda}}_{k, \tau_r - 1} \odot \boldsymbol{\delta}_{k, \tau_r}) \otimes \mathbf{1}_m] \odot \mathbf{K}_{k, \tau_r, \tilde{\boldsymbol{\eta}}}(\bar{\boldsymbol{\lambda}}_{\tau_r - 1})$
- 12: $\mathbf{M}_{k,r} \leftarrow \sum_{t=\tau_{r-1}}^{\tau_r} \boldsymbol{\Lambda}_{k,t} \odot \mathbf{Q}_{k,t}$
- 13: $\bar{\boldsymbol{\Lambda}}_{k, \tau_r} \leftarrow (\mathbf{1}_m \otimes \mathbf{1}_m - \mathbf{Q}_{k, \tau_r}) \odot \bar{\boldsymbol{\Lambda}}_{k, \tau_r} + \bar{\mathbf{Y}}_{k,r} \odot \boldsymbol{\Lambda}_{k, \tau_r} \odot \mathbf{Q}_{k, \tau_r} \odot \mathbf{M}_{k,r}$
- 14: $\bar{\boldsymbol{\lambda}}_{k, \tau_r} \leftarrow (\mathbf{1}_m^\top \bar{\boldsymbol{\Lambda}}_{k, \tau_r})^\top + \boldsymbol{\alpha}_{k, \tau_r}$
- 15: **end for**
- 16: $\bar{\boldsymbol{\lambda}}_{\tau_r} \leftarrow [\bar{\boldsymbol{\lambda}}_{1, \tau_r}^\top \dots \bar{\boldsymbol{\lambda}}_{40, \tau_r}^\top]^\top$
- 17: $\mathcal{L}(\bar{\mathbf{Y}}_{1:40,r} | \bar{\mathbf{Y}}_{1:40,1:r-1}) \leftarrow \sum_{k=1}^{40} \mathbf{1}_m^\top \mathbf{M}_{k,r} \mathbf{1}_m + \mathbf{1}_m^\top (\bar{\mathbf{Y}}_{k,r} \odot \mathbf{M}_{k,r}) \mathbf{1}_m - \mathbf{1}_m^\top \log(\bar{\mathbf{Y}}_{k,r}) \mathbf{1}_m$
- 18: **end for**

Table 1: Measles example model calibration.

Parameter	Maximum PAL estimate
ρ	0.22
γ	0.95
β	24.85
g	630.05
a	0.37
c	0.92
$\pi_0^{(1)}$	2.9×10^{-3}
$\pi_0^{(2)}$	9.9×10^{-4}
$\pi_0^{(3)}$	9.9×10^{-4}

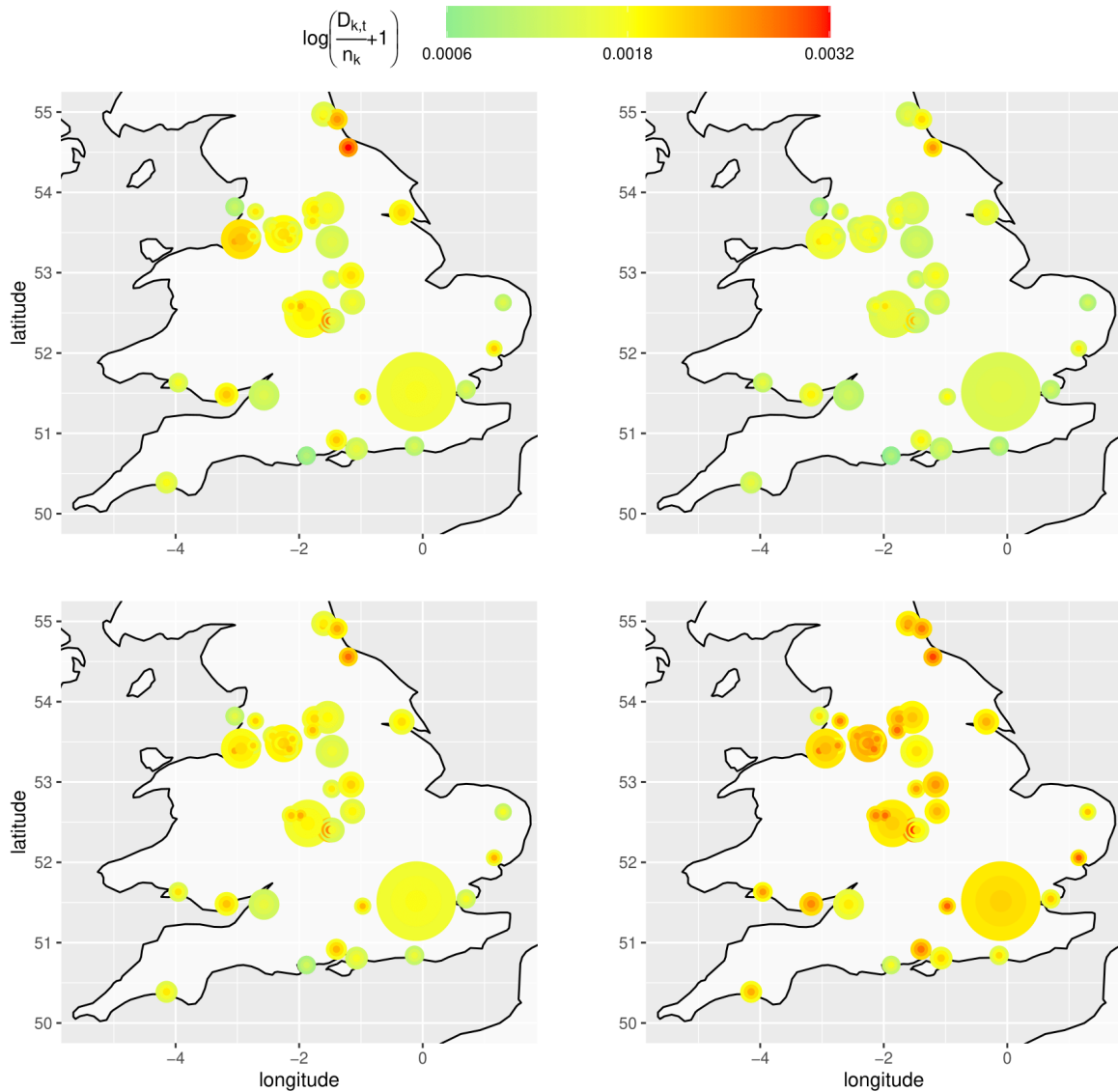


Figure 11: Measles example. Projected case numbers for the 4 fortnights (ordered top-left, top-right, bottom-left, bottom-right) following the end of the data record, based on 1000 simulations from the model using the fitted maximum PAL parameter estimates. The size of the circles represents the log-population size. The shade of the outer concentric circle corresponds to the lower 5% quantile of the simulated case numbers, the middle circle to the mean, and the inner concentric circle to the upper 95% quantile. Thus a greater contrast in the colours of the concentric circles reflects a greater level of uncertainty in the projection. The model projects high certainty of an early outbreak at Middlesborough in the North East, with subsequent outbreaks 4 weeks later in The Midlands which then reach The South by the final panel, albeit with generally lower certainty as case numbers increase.

6.4.1 Inference

The parameters to be estimated are collected in $\theta = (\bar{\beta}, \rho, \gamma, g, a, c, \pi_0)$. Following [50] we estimate initial θ by co-ordinate ascent, alternating between optimizing the PAL with respect to the initial value parameters (IVPs), $\pi_0 = (\pi_0^{(1)}, \pi_0^{(2)}, \pi_0^{(3)}, 1 - \sum_{i=1}^3 \pi_0^{(i)})$, with the so-called ‘regular’ parameters (RPs) $(\bar{\beta}, \rho, \gamma, g, a, c)$ held fixed, and vice versa. The optimization for each group of parameters was performed by applying 15 iterations of R’s inbuilt optimiser ‘optim’, which uses a combination of golden section search and successive parabolic interpolation. We alternated between optimizing the RPs and the IVPs a total of 500 times.

To assess convergence across different initial conditions, we ran this overall procedure 100 times, with each RP initialised uniformly randomly across feasible parameter values which qualitatively reflect well understood properties of measles transmission [12]. The IVPs were initialised as $\pi_0^{(1)} = 0.032$, $\pi_0^{(2)} = 5 \times 10^{-5}$, $\pi_0^{(3)} = 4 \times 10^{-5}$.

The average time across the 100 runs was 9.9 hours although, as shown in figure 12, convergence seems to be achieved long before the end of the run, perhaps even half way through. The authors note that they have not devised a very special or particularly bespoke optimization algorithm to maximize the PAL, but rather applied a standard ‘black-box’ optimizer in R in a greedy fashion to highlight the ease of implementation and performance under this default strategy. Indeed a single evaluation of the PAL for this model and a given parameter value took about 0.05 seconds. We ran the experiment using a node on the University of Bristol’s BluePebble High Performance Computing machine. Parallelization of this approach across runs associated with the different initial conditions would be straight forward. By comparison, we note that a run time of 30 hours was reported for the GIRF procedure used in [50].

It is not uncommon for likelihoods of complex epidemic models to exhibit high multimodality [20]. Figure 12 shows the paths produced by the greedy iterative procedure for the RPs for each of the 100 initialisations; we see that for each parameter, there appear to be local optima to which some of the runs converge. Table 1 reports parameter estimates corresponding to the mode which achieves the highest PAL value. The fitted parameters imply an $R_0 \approx 23.17$ and infectious and exposure periods of 3.68 days and 16.082 days respectively. The estimated force of infection and epidemiological periods of interest are qualitatively comparable to those found by [27], in which the authors fit independent models to each city.

Having calibrated the model using the maximum PAL estimates and assuming birth and death rates do not change, case projections for 8 weeks (4 fortnights) were then obtained by simulating from the model beyond the end of the data record, see figure 11.

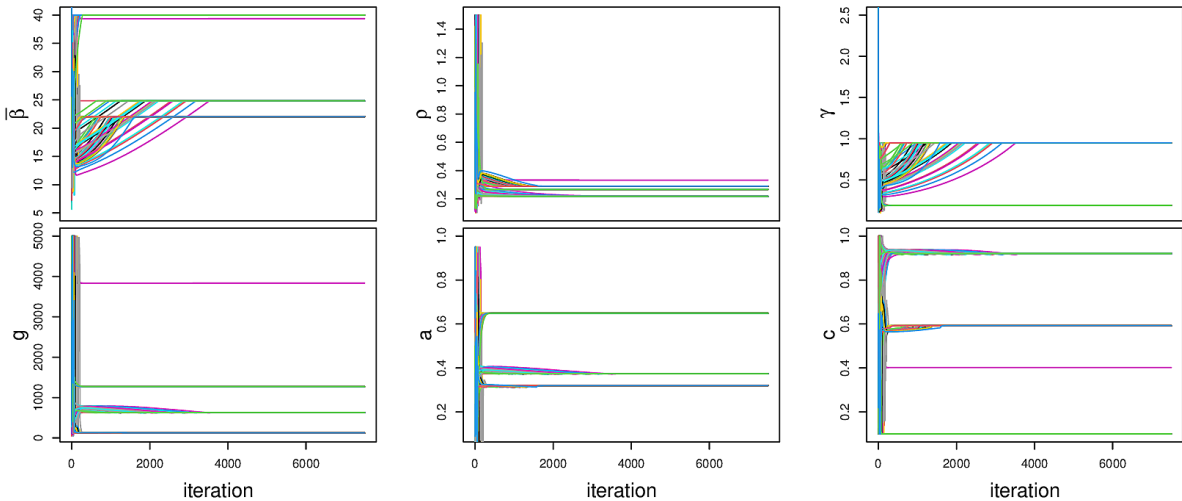


Figure 12: Measles example. Plots showing 100 runs of the optimization procedure for the regular parameters of the measles model applied to real data. The estimates for each parameter appear to converge after around 4000 iterations, the total number of iterations is 7500, corresponding to 500 coordinate ascent steps with 15 iterations of each coordinate within each step.

6.5 Disadvantages of PALs and opportunities for further research

Although we have derived PALs for a fairly broad class of models, these derivations seem tied to the various Poisson and binomial distribution assumptions appearing in the model definitions. The PAL approach is therefore clearly not as general as, say, inference using SMC or ABC, which in principle require little more than the ability to simulate from the model, but which in practice may involve various tuning parameters and incur a substantial computational cost. There is clearly a trade-off here between the generality of the model being accommodated and the resources needed to perform inference. It could be of interest to further broaden the class of models for which PAL-type approximations can be derived.

Recently [31] devised sophisticated SMC algorithms to fit models in which individuals in the population each carry covariates influencing, for example, the probabilities that they come into contact, and hence the probabilities of disease spreading from one individual to the next. When these covariates are discrete or discretizable taking only finitely many distinct values, for example the subdivision of the population into age groups as in the age-structured example from section 6.3, then they can be handled in the latent compartmental modelling framework by simply introducing extra compartments and specifying an appropriate observation model. However, covariates taking infinitely many distinct values cannot be handled this way.

The fact that PALs are based on Poisson distribution approximations contributes to their relatively light computational cost – the algorithms we have presented involve computing intensity vectors of length equal to the number of compartments, and in the case of incidence data, intensity matrices of size equal to the square of the number of compartments. However, the fact that the variance of a Poisson distribution is a fixed function of its mean is a clear limitation on the accuracy of Poisson approximate filtering distributions, notwithstanding the theoretical results we have established about asymptotically accurate filtering. More richly parameterized filtering distribution approximations, if they can be derived, might offer a greater degree of non-asymptotic accuracy.

Our consistency results provide rigorous assurances about the convergence of maximum PAL estimators, but it would be useful to obtain associated confidence intervals. A step towards this would be a central limit theorem for maximum PAL estimators.

Is there a statistical price to pay for using a PAL versus an exact likelihood? Whilst we have proved that maximum PAL estimators can be consistent, we have not proved consistency of the estimators obtained by maximizing the corresponding exact likelihoods. Indeed, for general classes of partially observed compartmental models there is a lack of such results in the literature. If central limit theorems for maximum PAL estimators and maximum exact likelihood estimators could be obtained, then that might help shed light on their relative statistical efficiency. This is, however, a somewhat academic question since the intractability of exact likelihoods for compartmental models, in general, seems to rule out the possibility of computing a maximum exact likelihood estimator in many practical situations.

7 Acknowledgements

Michael Whitehouse is supported by a studentship from Compass – the EPSRC Centre for Doctoral Training in Computational Statistics and Data Science. Nick Whiteley is supported by a Turing Fellowship from the Alan Turing Institute. Lorenzo Rimella is supported by EPSRC Grant EP/R018561/1 (Bayes for Health). The authors are grateful to Nikolas Kantas for pointing them to the measles model, Patrick Cannon and colleagues at Improbable for discussion of automatic differentiation and David Greenwood for discussions of agent-based models.

8 Proofs and supporting results for section 4

Proof of Lemma 1. For the first result, consider the probability mass function of \mathbf{x} :

$$p(\mathbf{x}) = \prod_{j=1}^m \frac{e^{-\lambda^{(j)}} (\lambda^{(j)})^{x^{(j)}}}{x^{(j)}!},$$

and for $0 \leq y^{(j)} \leq x^{(j)}$ $j = 1, \dots, m$,

$$p(\bar{\mathbf{x}} | \mathbf{x}) = \prod_{j=1}^m \frac{x^{(j)}!}{\bar{x}^{(j)}!(x^{(j)} - \bar{x}^{(j)})!} (\delta^{(j)})^{y^{(j)}} (1 - \delta^{(j)})^{x^{(j)} - y^{(j)}},$$

So that

$$p(\mathbf{x}, \bar{\mathbf{x}}) = \prod_{j=1}^m \frac{e^{-\lambda^{(j)}} (\lambda^{(j)})^{x^{(j)}} (\delta^{(j)})^{\bar{x}^{(j)}} (1 - \delta^{(j)})^{x^{(j)} - \bar{x}^{(j)}}}{\bar{x}^{(j)}! (x^{(j)} - \bar{x}^{(j)})!},$$

and

$$\begin{aligned} p(\bar{\mathbf{x}}) &= \sum_{x^{(i)} \geq \bar{x}^{(i)}; i \in [m]} \prod_{j=1}^m \frac{e^{-\lambda^{(j)}} (\lambda^{(j)})^{x^{(j)}} (\delta^{(j)})^{\bar{x}^{(j)}} (1 - \delta^{(j)})^{x^{(j)} - \bar{x}^{(j)}}}{\bar{x}^{(j)}! (x^{(j)} - \bar{x}^{(j)})!} \\ &= \left(\prod_{j=1}^m \frac{e^{-\lambda^{(j)}} (\delta^{(j)} \lambda^{(j)})^{\bar{x}^{(j)}}}{\bar{x}^{(j)}!} \right) \sum_{x^{(i)} \geq \bar{x}^{(i)}; i \in [m]} \prod_{j=1}^m \frac{(\lambda^{(j)})^{(x^{(j)} - \bar{x}^{(j)})} (1 - \delta^{(j)})^{(x^{(j)} - \bar{x}^{(j)})}}{(x^{(j)} - \bar{x}^{(j)})!} \\ &= \left(\prod_{j=1}^m \frac{e^{-\lambda^{(j)}} (\delta^{(j)} \lambda^{(j)})^{\bar{x}^{(j)}}}{\bar{x}^{(j)}!} \right) e^{\lambda^{(j)} (1 - \delta^{(j)})} \\ &= \prod_{j=1}^m \frac{e^{-\lambda^{(j)} \delta^{(j)}} (\delta^{(j)} \lambda^{(j)})^{\bar{x}^{(j)}}}{\bar{x}^{(j)}!}, \end{aligned}$$

which is the probability mass function associated with $\text{Pois}(\boldsymbol{\lambda} \odot \boldsymbol{\delta})$.

Now consider $\mathbf{x}' \sim M_t(\bar{\mathbf{x}}, \boldsymbol{\eta}(\bar{\mathbf{x}}), \cdot)$ where $\bar{\mathbf{x}} \sim \mu$, so that $\sum_{\bar{\mathbf{x}} \in \mathbb{N}_0^m} \mu(\bar{\mathbf{x}}) M_t(\bar{\mathbf{x}}, \mathbb{E}_\mu[\boldsymbol{\eta}(\bar{\mathbf{x}})], \cdot)$ is the marginal probability mass function of \mathbf{x}' . By the definition of M_t , $\mathbf{x}' = (\mathbf{1}_m^\top \mathbf{Z})$, where the rows of \mathbf{Z} are conditionally independent given $\bar{\mathbf{x}}$, and the i th row of \mathbf{Z} is distributed $\text{Mult}(\bar{x}^{(i)}, \mathbf{K}_{t, \boldsymbol{\eta}(\boldsymbol{\lambda} \odot \boldsymbol{\delta})}^{(i, \cdot)})$. Now we can write the moment generating function (m.g.f.) of \mathbf{x}' as:

$$\begin{aligned} \mathcal{M}_{\mathbf{x}'}(\mathbf{b}) &= \mathbb{E} \left[\exp(\mathbf{1}_m^\top \mathbf{Z}^\top \mathbf{b}) \right] \\ &= \mathbb{E} \left[\exp \left(\sum_{i,j=1}^m Z^{(i,j)} b^{(j)} \right) \right] \\ &= \mathbb{E} \left[\prod_{j=1}^m \exp \left(\sum_{i=1}^m Z^{(i,j)} b^{(j)} \right) \right] \\ &= \mathbb{E} \left\{ \prod_{i=1}^m \mathbb{E} \left[\exp \left(\sum_{j=1}^m Z^{(i,j)} b^{(j)} \right) \middle| \bar{\mathbf{x}} \right] \right\}. \end{aligned}$$

Now we notice that $\mathbb{E} \left[\exp \left(\sum_{i=1}^m Z^{(i,j)} b^{(i)} \right) \middle| \bar{\mathbf{x}} \right]$ is the m.g.f. of $\text{Mult}(\bar{\mathbf{x}}^{(i)}, \mathbf{K}_{t,\eta(\lambda \odot \delta)}^{(i,\cdot)})$ so that

$$\begin{aligned}
\mathcal{M}_{\mathbf{x}'}(\mathbf{b}) &= \mathbb{E} \left\{ \prod_{i=1}^m \left[\sum_{j=1}^m K_{t,\eta(\lambda \odot \delta)}^{(i,j)} e^{b^{(i)}} \right]^{\bar{x}^{(j)}} \right\} \\
&= \sum_{\bar{x}^{(1)}, \dots, \bar{x}^{(m)} \in \mathbb{N}_0^m} \prod_{i=1}^m \left[\sum_{j=1}^m K_{t,\eta(\lambda \odot \delta)}^{(i,j)} e^{b^{(i)}} \right]^{\bar{x}^{(i)}} \frac{e^{-\lambda^{(i)} \delta^{(i)}} (\lambda^{(i)} \delta^{(i)})^{\bar{x}^{(i)}}}{\bar{x}^{(i)}!} \\
&= \left(\prod_{i=1}^m e^{-\lambda^{(i)} \delta^{(i)}} \right) \sum_{\bar{x}^{(1)}, \dots, \bar{x}^{(m)} \in \mathbb{N}_0^m} \prod_{i=1}^m \frac{1}{\bar{x}^{(i)}!} \left[\sum_{j=1}^m \lambda^{(i)} \delta^{(i)} K_{t,\eta(\lambda \odot \delta)}^{(i,j)} e^{b^{(j)}} \right]^{\bar{x}^{(i)}} \\
&= \prod_{i=1}^m \exp \left(-\lambda^{(i)} \delta^{(i)} + \sum_{j=1}^m \lambda^{(i)} \delta^{(i)} K_{t,\eta(\lambda \odot \delta)}^{(i,j)} e^{b^{(j)}} \right) \\
&= \exp \left\{ \sum_{i=1}^m \left(-\lambda^{(i)} \delta^{(i)} \sum_{j=1}^m K_{t,\eta(\lambda \odot \delta)}^{(i,j)} + \sum_{j=1}^m \lambda^{(i)} \delta^{(i)} K_{t,\eta(\lambda \odot \delta)}^{(i,j)} e^{b^{(j)}} \right) \right\} \\
&= \prod_{j=1}^m \exp \left\{ \left((\boldsymbol{\lambda} \odot \boldsymbol{\delta})^\top \mathbf{K}_{t,\eta(\lambda \odot \delta)}^{(\cdot,j)} \right) \left(e^{b^{(j)}} - 1 \right) \right\}.
\end{aligned}$$

We recognise this is the moment generating function of a $\text{Pois}((\boldsymbol{\lambda} \odot \boldsymbol{\delta})^\top \mathbf{K}_{t,\eta(\lambda \odot \delta)})$ random vector. \square

Proof of Lemma 2. We have $\bar{\mathbf{y}} \sim \text{Pois}(\boldsymbol{\lambda} \odot \mathbf{q})$, by definition $\hat{\mathbf{y}} = \mathbf{1}_m^\top \mathbf{M}$, hence the moment generating function of $\hat{\mathbf{y}}$ is:

$$\begin{aligned}
\mathcal{M}_{\hat{\mathbf{y}}}(\mathbf{b}) &= \mathbb{E} \left[\exp \left(\mathbf{1}_m^\top \mathbf{M}^\top \mathbf{b} \right) \right] \\
&= \mathbb{E} \left\{ \prod_{i=1}^m \mathbb{E} \left[\exp \left(\sum_{j=1}^m M^{(i,j)} b^{(j)} \right) \middle| \bar{\mathbf{y}} \right] \right\} \\
&= \mathbb{E} \left\{ \prod_{i=1}^m \left[\sum_{j=1}^m G^{(i,j)} e^{b^{(i)}} \right]^{\bar{y}^{(j)}} \right\} \\
&= \sum_{\bar{x}^{(1)}, \dots, \bar{x}^{(m)} \in \mathbb{N}_0^m} \prod_{i=1}^m \left[\sum_{j=1}^m G^{(i,j)} e^{b^{(j)}} \right]^{\bar{x}^{(i)}} \frac{e^{-\lambda^{(i)} q^{(i)}} (\lambda^{(i)} q^{(i)})^{\bar{x}^{(i)}}}{\bar{x}^{(i)}!} \\
&= \prod_{j=1}^m \exp \left\{ \left((\boldsymbol{\lambda} \odot \mathbf{q})^\top \mathbf{G}^{(\cdot,j)} \right) \left(e^{b^{(j)}} - 1 \right) \right\}.
\end{aligned}$$

Which we recognise as the moment generating function of the $\text{Pois}((\boldsymbol{\lambda} \odot \mathbf{q})^\top \mathbf{G})$, the first result of the lemma then follows from applying element-wise the fact that the intensity of the sum of two independent Poisson random variables is the sum of the intensities.

We start the proof of (4.7) by considering the decomposition of \mathbf{x} into the sum of random variables $\bar{\mathbf{y}}$ and $\check{\mathbf{x}}$ where $\check{\mathbf{x}} = \mathbf{x} - \bar{\mathbf{y}}$. Then, $\bar{\mathbf{y}}$ and $\check{\mathbf{x}}$ are independent Poisson with intensity vectors $\mathbf{q} \odot \boldsymbol{\lambda}$ and $(\mathbf{1}_m - \mathbf{q}) \odot \boldsymbol{\lambda}$ respectively, see [37][Sec. 1.2]. Since $\check{\mathbf{x}}$ is independent of \mathbf{y} , we have that:

$$\mathbb{E}[\mathbf{x} \mid \mathbf{y}] = [\mathbf{1}_m - \mathbf{q}] \odot \boldsymbol{\lambda} + \mathbb{E}[\bar{\mathbf{y}} \mid \mathbf{y}]. \quad (8.1)$$

So, we need to characterise the distribution of $\bar{\mathbf{y}}$ given \mathbf{y} . Construct the random variable $\Xi \in \mathbb{N}_0^{(m+1) \times m}$ such that for $i, j \in [m]$, $\Xi^{(i,j)} = M^{(i,j)}$ and row $m+1$ of Ξ are the counts $\hat{\mathbf{y}} \sim \text{Pois}(\boldsymbol{\kappa})$. By this construction, $\sum_{j=1}^m \Xi^{(i,j)} = \bar{y}^{(i)}$ for $i = 1, \dots, m$ and $\sum_{i=1}^{m+1} \Xi^{(i,j)} = y^{(j)}$ for $j = 1, \dots, m$. Furthermore,

the elements of Ξ are independently Poisson, see [37][Sec. 1.2], with intensity matrix $\Lambda \in \mathbb{R}^{(m+1) \times m}$ defined as follows:

$$\begin{aligned}\Lambda^{(i,j)} &= \lambda^{(i)} q^{(i)} G^{(i,j)} \quad \text{for } i = 1, \dots, m, \quad j = 1, \dots, m \\ \Lambda^{(m+1,j)} &= \kappa^{(j)} \quad \text{for } j = 1, \dots, m.\end{aligned}$$

If, for some $j, k \in [m]$, $\sum_{i=1}^{m+1} \Lambda^{(i,j)} = 0$, then we must have that $\Lambda^{(i,j)} = 0$ for all $i = 1, \dots, m+1$ so that $\Xi^{(i,j)} = 0$ a.s.. Otherwise we have that for $i = 1, \dots, m+1$ and $j \in [m]$, $\Xi^{(i,j)}$ conditioned on $\sum_{k=1}^{m+1} \Xi^{(k,j)} = y^{(j)}$ is distributed

$$\text{Bin} \left(y^{(j)}, \frac{\Lambda^{(i,j)}}{\sum_{k=1}^{m+1} \Lambda^{(k,j)}} \right).$$

Hence, given \mathbf{y} , $\bar{y}^{(i)}$ has a Poisson-Binomial distribution with mean:

$$\mathbb{E} \left[\bar{y}^{(i)} \mid \mathbf{y} \right] = \mathbb{E} \left[\sum_{j=1}^m \Xi^{(i,j)} \mid \mathbf{y} \right] = \sum_{j=1}^m y^{(j)} \frac{\lambda^{(i)} q^{(i)} G^{(i,j)}}{\sum_{k=1}^{m+1} \lambda^{(k)} q^{(k)} G^{(k,j)} + \kappa^{(j)}}, \quad (8.2)$$

for $i = 1, \dots, m$, where we set the j th term of the outer sum on the r.h.s to 0 if $\sum_{k=1}^{m+1} \lambda^{(k)} q^{(k)} G^{(k,j)} + \kappa^{(j)} = 0$ since that achieves

$$\mathbb{E} \left[\Xi^{(i,j)} \mid \mathbf{y} \right] = 0.$$

Writing (8.2) in vector form and substituting into (8.1) completes the proof. \square

Proof of Lemma 3. Note $\mathbb{E}_{\bar{\mu}}[\boldsymbol{\eta}(\mathbf{1}_m^\top \mathbf{Z})] = \boldsymbol{\eta}(\mathbf{1}_m^\top \Lambda) = \boldsymbol{\eta}(\boldsymbol{\lambda}^\top)$. Let $\tilde{\mathbf{Z}} \sim \bar{M}_t(\mathbf{Z}, \boldsymbol{\eta}(\boldsymbol{\lambda}), \cdot)$, then the moment generating function for $\tilde{\mathbf{Z}}$ is:

$$\begin{aligned}\mathbb{E} \left[\exp(\mathbf{1}_m^\top (\tilde{\mathbf{Z}} \odot \mathbf{B}) \mathbf{1}_m) \right] &= \mathbb{E} \left[\prod_{i=1}^m \exp \left(\sum_{j=1}^m \tilde{Z}^{(i,j)} b^{(i,j)} \right) \right] \\ &= \mathbb{E} \left[\mathbb{E} \left[\prod_{i=1}^m \exp \left(\sum_{j=1}^m \tilde{Z}^{(i,j)} b^{(i,j)} \right) \mid \mathbf{Z} \right] \right] \\ &= \mathbb{E} \left[\prod_{i=1}^m \mathbb{E} \left[\exp \left(\sum_{j=1}^m \tilde{Z}^{(i,j)} b^{(i,j)} \right) \mid x^{(i)} \right] \right] \\ &= \mathbb{E} \left[\prod_{i=1}^m \left(\sum_{j=1}^m K_{t, \boldsymbol{\eta}(\boldsymbol{\lambda})}^{(i,j)} e^{b^{(i,j)}} \right)^{x^{(i)}} \right] \\ &= \left(\prod_{i=1}^m e^{-\lambda^{(i)}} \right) \sum_{(x^{(1)}, \dots, x^{(m)}) \in \mathbb{N}_0} \left(\sum_{j=1}^m K_{t, \boldsymbol{\eta}(\boldsymbol{\lambda})}^{(i,j)} e^{b^{(i,j)}} \lambda^{(i)} \right)^{x^{(i)}} \frac{1}{x^{(i)}!} \\ &= \prod_{i=1}^m \exp \left\{ -\lambda^{(i)} \sum_{j=1}^m K_{t, \boldsymbol{\eta}(\boldsymbol{\lambda})}^{(i,j)} (1 - e^{b^{(i,j)}}) \right\} \\ &= \prod_{i,j=1}^m \exp \left\{ -\lambda^{(i)} K_{t, \boldsymbol{\eta}(\boldsymbol{\lambda})}^{(i,j)} (1 - e^{b^{(i,j)}}) \right\},\end{aligned}$$

which we recognise as the moment generating function of a $\text{Pois}((\boldsymbol{\lambda} \otimes \mathbf{1}_m) \odot \mathbf{K}_{t, \boldsymbol{\eta}(\boldsymbol{\lambda})})$ random matrix. \square

Proof of Lemma 4. We have:

$$p(\mathbf{Z}) = \prod_{i,j=1}^m \frac{e^{-\Lambda^{(i,j)}} (\Lambda^{(i,j)})^{Z^{(i,j)}}}{Z^{(i,j)}!},$$

furthermore:

$$p(\mathbf{Y}|\mathbf{Z}) = \prod_{i,j=1}^m \frac{Z^{(i,j)}!}{Y^{(i,j)}!(Z^{(i,j)} - Y^{(i,j)})!} Q^{(i,j)Y^{(i,j)}} (1 - Q^{(i,j)})^{Z^{(i,j)} - Y^{(i,j)}}.$$

So that:

$$p(\mathbf{Z}, \mathbf{Y}) = \prod_{i,j=1}^m \frac{Q^{(i,j)Y^{(i,j)}} (1 - Q^{(i,j)})^{Z^{(i,j)} - Y^{(i,j)}} e^{-\Lambda^{(i,j)}} (\Lambda^{(i,j)})^{Z^{(i,j)}}}{Y^{(i,j)}!(Z^{(i,j)} - Y^{(i,j)})!},$$

and

$$\begin{aligned} p(\mathbf{Y}) &= \sum_{\{Z^{(i,j)}: Z^{(i,j)} \geq Y^{(i,j)}\}} \prod_{i,j=1}^m \frac{Q^{(i,j)Y^{(i,j)}} (1 - Q^{(i,j)})^{Z^{(i,j)} - Y^{(i,j)}} e^{-\Lambda^{(i,j)}} (\Lambda^{(i,j)})^{Z^{(i,j)}}}{Y^{(i,j)}!(Z^{(i,j)} - Y^{(i,j)})!} \\ &= \prod_{i,j=1}^m \frac{e^{-\Lambda^{(i,j)}} (Q^{(i,j)} \Lambda^{(i,j)})^{Y^{(i,j)}}}{Y^{(i,j)}!} \sum_{Z^{(i,j)} - Y^{(i,j)} \geq 0} \frac{(\Lambda^{(i,j)} (1 - Q^{(i,j)}))^{Z^{(i,j)} - Y^{(i,j)}}}{(Z^{(i,j)} - Y^{(i,j)})!} \\ &= \prod_{i,j=1}^m \frac{e^{-\Lambda^{(i,j)}} (Q^{(i,j)} \Lambda^{(i,j)})^{Y^{(i,j)}}}{Y^{(i,j)}!} e^{\Lambda^{(i,j)}(1-Q^{(i,j)})} \\ &= \prod_{i,j=1}^m \frac{e^{-\Lambda^{(i,j)} Q^{(i,j)}} (Q^{(i,j)} \Lambda^{(i,j)})^{Y^{(i,j)}}}{Y^{(i,j)}!}. \end{aligned}$$

Dividing $p(\mathbf{Z}, \mathbf{Y})$ by $p(\mathbf{Y})$ gives:

$$p(\mathbf{Z} | \mathbf{Y}) = \prod_{i,j=1}^m \frac{e^{-\Lambda^{(i,j)}(1-Q^{(i,j)})}}{(Z^{(i,j)} - Y^{(i,j)})!} (\Lambda^{(i,j)}(1 - Q^{(i,j)}))^{Z^{(i,j)} - Y^{(i,j)}}.$$

Giving the desired probability mass function of $\mathbf{Y} + \mathbf{Z}^*$. \square

Proof of Lemma 5. By lemma 4 we have that for each $t = 1, \dots, \tau$, $\mathbf{Y}_t \sim \text{Pois}(\mathbf{\Lambda}_t \odot \mathbf{Q}_t)$ and:

$$\mathbb{E}[\mathbf{Z}_\tau | \mathbf{Y}_\tau] = (\mathbf{1}_m \otimes \mathbf{1}_m - \mathbf{Q}_\tau) \odot \mathbf{\Lambda}_\tau + \mathbf{Y}_\tau.$$

Since $\bar{Y}^{(i,j)}$ is the sum of independent Poisson random variables $Y_t^{(i,j)}$, we have $\mathbf{Y} \sim \text{Poi}(\sum_{t=1}^\tau \mathbf{\Lambda}_t \odot \mathbf{Q}_t)$ and given $\bar{Y}^{(i,j)}$, $Y_\tau^{(i,j)}$ is distributed $\text{Bin}(\bar{Y}^{(i,j)}, \Lambda_\tau^{(i,j)} Q_t^{(i,j)} / \sum_{t=1}^\tau \Lambda_t^{(i,j)} Q_t^{(i,j)})$. Hence by the tower law:

$$\begin{aligned} \mathbb{E}[\mathbf{Z}_\tau | \mathbf{Y}] &= \mathbb{E}[\mathbb{E}[\mathbf{Z}_\tau | \mathbf{Y}_\tau] | \mathbf{Y}] \\ &= (\mathbf{1}_m \otimes \mathbf{1}_m - \mathbf{Q}_\tau) \odot \mathbf{\Lambda}_\tau + \mathbb{E}[\mathbf{Y}_\tau | \mathbf{Y}] \\ &= (\mathbf{1}_m \otimes \mathbf{1}_m - \mathbf{Q}_\tau) \odot \mathbf{\Lambda}_\tau + \bar{\mathbf{Y}} \odot \mathbf{\Lambda}_\tau \odot \mathbf{Q}_\tau \odot \left(\sum_{t=1}^\tau \mathbf{\Lambda}_t \odot \mathbf{Q}_t \right), \end{aligned}$$

in the case that all elements of $\sum_{t=1}^\tau \mathbf{\Lambda}_t \odot \mathbf{Q}_t$ are strictly positive. Otherwise we have $\mathbb{E}[Z_\tau^{(i,j)} | \mathbf{Y}] = (1 - Q_t^{(i,j)}) \Lambda_\tau^{(i,j)}$ for any (i, j) such that $[\sum_{t=1}^\tau \mathbf{\Lambda}_t \odot \mathbf{Q}_t]^{(i,j)} = 0$, since the latter equality implies $[\mathbf{\Lambda}_\tau \odot \mathbf{Q}_\tau]^{(i,j)} = 0$, which in turn implies $Y_\tau^{(i,j)} = 0$ almost surely. \square

9 Proofs and supporting results for section 5

9.1 Laws of Large Numbers

9.1.1 Preliminaries

Lemma 6. *Let $\lambda, \lambda_n \in \mathbb{R}_{\geq 0}$ and $X_n \sim \text{Pois}(\lambda_n)$ for $n = 1, 2, \dots$. Assume that for all n , $|\frac{\lambda_n}{n} - \lambda| < cn^{-(\frac{1}{4} + \gamma)}$ for some $c > 0$ and $\gamma > 0$, then there exist constants b and $\bar{\gamma}$ such that:*

$$\mathbb{E} \left[\left| \frac{X_n}{n} - \lambda \right|^4 \right]^{\frac{1}{4}} \leq bn^{-(\frac{1}{4} + \bar{\gamma})},$$

furthermore

$$\frac{X_n}{n} \xrightarrow{a.s.} \lambda.$$

Proof. By recurrence relations for the central moments of Poisson random variables, see e.g [33], we can write

$$\begin{aligned} \mathbb{E} \left[\left| \frac{X_n}{n} - \frac{\lambda_n}{n} \right|^4 \right] &= n^{-4} \lambda_n \sum_{k=0}^2 \binom{3}{k} \mathbb{E} \left[(X_n - \lambda_n)^k \right] \\ &= n^{-4} \lambda_n \left\{ 1 + 0 + \lambda_n \frac{3!}{2!1!} \right\} \\ &= n^{-2} \left\{ n^{-2} \lambda_n + 3 \left(\frac{\lambda_n}{n} \right)^2 \right\} \leq an^{-2} \end{aligned}$$

for some $a > 0$ since the bracketed term defines a convergent sequence. Hence, by the Minkowski inequality:

$$\begin{aligned} \mathbb{E} \left[\left| \frac{X_n}{n} - \lambda \right|^4 \right]^{\frac{1}{4}} &\leq \mathbb{E} \left[\left| \frac{X_n}{n} - \frac{\lambda_n}{n} \right|^4 \right]^{\frac{1}{4}} + \left| \frac{\lambda_n}{n} - \lambda \right| \\ &\leq a^{\frac{1}{4}} n^{-\frac{1}{2}} + cn^{-(\frac{1}{4}+\gamma)} \\ &\leq b \max \left(n^{-\frac{1}{2}}, n^{-(\frac{1}{4}+\gamma)} \right) \\ &\leq bn^{-(\frac{1}{4}+\bar{\gamma})}, \end{aligned}$$

where $b = a^{\frac{1}{4}} + c$ and $\bar{\gamma} = \min \left(\gamma, \frac{1}{4} \right)$. Hence we have shown L^4 convergence. Now let $\varepsilon > 0$, by Markov's inequality:

$$\mathbb{P} \left(\left| \frac{X_n}{n} - \lambda \right| > \varepsilon \right) \leq \varepsilon^{-4} \mathbb{E} \left[\left| \frac{X_n}{n} - \lambda \right|^4 \right] \leq \varepsilon^{-4} b^4 n^{-(1+4\bar{\gamma})},$$

So that:

$$\sum_{n=1}^{\infty} \mathbb{P} \left(\left| \frac{X_n}{n} - \lambda \right| > \varepsilon \right) \leq \varepsilon^{-4} b^4 \sum_{n=1}^{\infty} n^{-(1+4\bar{\gamma})} < \infty.$$

Then $n^{-1}X_n \rightarrow \lambda$ almost surely by the Borel-Cantelli lemma. \square

Corollary 1. *If $\mathbf{x}_n \sim \text{Pois}(\boldsymbol{\lambda}_n)$ for a sequence $\{\boldsymbol{\lambda}_n\}_{n \geq 1} \in \mathbb{R}^m$ such that there exists $c > 0$ and $\gamma > 0$ such that $\|n^{-1}\boldsymbol{\lambda}_n - \boldsymbol{\lambda}\|_{\infty} < cn^{-(\frac{1}{4}+\gamma)}$ for some $\boldsymbol{\lambda} \in \mathbb{R}^m$, then for any vector $\mathbf{f} \in \mathbb{R}^m$ there exists constants $b > 0$ and $\bar{\gamma} > 0$ such that:*

$$\mathbb{E} \left[\left| \frac{1}{n} \mathbf{x}_n^{\top} \mathbf{f} - \boldsymbol{\lambda}^{\top} \mathbf{f} \right|^4 \right]^{\frac{1}{4}} \leq bn^{-(\frac{1}{4}+\bar{\gamma})}.$$

Proof. Apply lemma 6 in an element-wise fashion. \square

Lemma 7. *Let \mathcal{F} be a filtration and let $\Delta^{(i)}$, for $i = 1, 2, \dots$ be random variables which are bounded by a constant $|\Delta^{(i)}| \leq M < \infty$ almost surely and satisfy $\mathbb{E}[\Delta^{(i)} | \mathcal{F}] = 0$, for all i . Let a_n be a positive integer valued random variable such that $\sigma(a_n) \subseteq \mathcal{F}$ and there exist constants $a > 0$, $b > 0$, and $\gamma > 0$ such that for all $n \in \mathbb{N}$:*

$$\mathbb{E} \left[\left| \frac{a_n}{n} - a \right|^4 \right]^{\frac{1}{4}} \leq bn^{-(\frac{1}{4}+\gamma)}.$$

Then there exist a constant $d > 0$ such that:

$$\mathbb{E} \left[\left| \frac{1}{n} \sum_{i=1}^{a_n} \Delta_i \right|^4 \right] \leq dn^{-2}.$$

Proof. First note that for all $p > 0$ we have $\mathbb{E} \left[|\Delta^{(i)}|^p \mid \mathcal{F} \right] \leq M^p$. Then by the Marcinkiewicz-Zygmund inequality, see [57], there exists a constant A such that:

$$\begin{aligned} \mathbb{E} \left[\left| \sum_{i=1}^{a_n} \Delta^{(i)} \right|^4 \mid \mathcal{F} \right] &\leq A \left\{ \sum_{i=1}^{a_n} \mathbb{E} \left[|\Delta^{(i)}|^4 \mid \mathcal{F} \right] + \left(\sum_{i=1}^{a_n} \mathbb{E} \left[|\Delta^{(i)}|^2 \mid \mathcal{F} \right] \right)^2 \right\} \\ &\leq A \{ a_n M^4 + (a_n M^2)^2 \} \\ &\leq 2AM^4 a_n^2. \end{aligned}$$

Hence for some constant $c = 2AM^4$:

$$\mathbb{E} \left[\left| \frac{1}{n} \sum_{i=1}^{a_n} \Delta^{(i)} \right|^4 \mid \mathcal{F} \right] \leq c \left(\frac{a_n}{n} \right)^2 n^{-2}$$

By the Lyapunov inequality:

$$\begin{aligned} \mathbb{E} \left[\left| \frac{a_n}{n} \right|^2 \right]^{\frac{1}{2}} &\leq \mathbb{E} \left[\left| \frac{a_n}{n} - a + a \right|^4 \right]^{\frac{1}{4}} \\ &\leq \mathbb{E} \left[\left| \frac{a_n}{n} - a \right|^4 \right]^{\frac{1}{4}} + a \\ &\leq bn^{-(\frac{1}{4} + \gamma)} + a \\ &\leq b + a < \infty. \end{aligned}$$

We now apply a tower law argument to the above to see that, for constant $d = c(b + a)^2$:

$$\mathbb{E} \left[\left| \frac{1}{n} \sum_{i=1}^{a_n} \Delta_t^{(i)} \right|^4 \right] \leq dn^{-2}.$$

□

9.1.2 Case (I)

Define the sequence of vectors:

$$\begin{aligned} \boldsymbol{\nu}_0(\boldsymbol{\theta}^*) &:= \boldsymbol{\lambda}_{0,\infty}(\boldsymbol{\theta}^*) \\ \boldsymbol{\nu}_{t+1}(\boldsymbol{\theta}^*) &:= \left[(\boldsymbol{\nu}_t(\boldsymbol{\theta}^*) \odot \boldsymbol{\delta}_{t+1}(\boldsymbol{\theta}^*))^\top \mathbf{K}_{t+1,\eta(\boldsymbol{\nu}_t(\boldsymbol{\theta}^*) \odot \boldsymbol{\delta}_{t+1}(\boldsymbol{\theta}^*))} \right]^\top + \boldsymbol{\alpha}_{t+1,\infty}(\boldsymbol{\theta}^*). \end{aligned}$$

Lemma 8. *Let assumptions 2-4 hold. For all $t \geq 0$ there exists $\gamma_t > 0$ and for all $\mathbf{f} \in \mathbb{R}^m$ there exists $c_t > 0$ such that:*

$$\mathbb{E} \left[\left| \frac{\mathbf{x}_t^\top}{n} \mathbf{f} - \boldsymbol{\nu}_t(\boldsymbol{\theta}^*)^\top \mathbf{f} \right|^4 \right]^{\frac{1}{4}} \leq c_t n^{-(\frac{1}{4} + \gamma_t)}. \quad (9.1)$$

Proof. Explicit notational dependence of some quantities on $\boldsymbol{\theta}^*$ and n is omitted throughout the proof to avoid over-cumbersome notation. We proceed to prove the above by induction on t . At time 0 we have for some $c_0 > 0$ and $\gamma_0 > 0$:

$$\mathbb{E} \left[\left| \frac{\mathbf{x}_0^\top}{n} \mathbf{f} - \boldsymbol{\lambda}_{0,\infty}^\top \mathbf{f} \right|^4 \right]^{\frac{1}{4}} \leq c_0 n^{-(\frac{1}{4} + \gamma_0)},$$

by assumption 4. Now for $t \geq 1$ assume (9.1) holds for $t - 1$. We make the following decomposition:

$$\frac{\mathbf{x}_t^\top}{n} \mathbf{f} - \boldsymbol{\nu}_t^\top \mathbf{f} = \frac{\mathbf{x}_t^\top}{n} \mathbf{f} - \left[\left[\frac{\mathbf{x}_{t-1}}{n} \odot \boldsymbol{\delta}_t \right]^\top \mathbf{K}_{t,\eta(\bar{\mathbf{x}}_{t-1})} + \boldsymbol{\alpha}_t^\top \right] \mathbf{f} \quad (9.2)$$

$$+ \left[\left[\frac{\mathbf{x}_{t-1}}{n} \odot \boldsymbol{\delta}_t \right]^\top \mathbf{K}_{t,\eta(\bar{\mathbf{x}}_{t-1})} \right] \mathbf{f} - \left[\left[\frac{\mathbf{x}_{t-1}}{n} \odot \boldsymbol{\delta}_t \right]^\top \mathbf{K}_{t,\eta(\boldsymbol{\nu}_{t-1} \odot \boldsymbol{\delta}_t)} \right] \mathbf{f} \quad (9.3)$$

$$+ \left[\left[\frac{\mathbf{x}_{t-1}}{n} \odot \boldsymbol{\delta}_t \right]^\top \mathbf{K}_{t,\eta(\boldsymbol{\nu}_{t-1} \odot \boldsymbol{\delta}_t)} \right] \mathbf{f} - \left[\boldsymbol{\nu}_{t-1} \odot \boldsymbol{\delta}_t \right]^\top \mathbf{K}_{t,\eta(\boldsymbol{\nu}_{t-1} \odot \boldsymbol{\delta}_t)} \mathbf{f}. \quad (9.4)$$

Consider (9.2). Recall $\mathbf{x}_t = \tilde{\mathbf{x}}_t + \hat{\mathbf{x}}_t$ and $\tilde{x}_t^{(j)} = \sum_{i=1}^{n_{t-1}} \mathbb{I}\{\xi_t^{(i)} = j\}$. We make the decomposition:

$$\frac{\mathbf{x}_t^\top}{n} \mathbf{f} - \left[\left[\frac{\mathbf{x}_{t-1}}{n} \odot \boldsymbol{\delta}_t \right]^\top \mathbf{K}_{t,\boldsymbol{\eta}(\bar{\mathbf{x}}_{t-1})} + \boldsymbol{\alpha}_t^\top \right] \mathbf{f} \quad (9.5)$$

$$= \frac{(\tilde{\mathbf{x}}_t + \hat{\mathbf{x}}_t)^\top}{n} \mathbf{f} - \left[\left[\frac{\mathbf{x}_{t-1}}{n} \odot \boldsymbol{\delta}_t \right]^\top \mathbf{K}_{t,\boldsymbol{\eta}(\bar{\mathbf{x}}_{t-1})} + \boldsymbol{\alpha}_t^\top \right] \mathbf{f} \quad (9.6)$$

$$= \frac{\tilde{\mathbf{x}}_t^\top}{n} \mathbf{f} - \left[\left[\frac{\mathbf{x}_{t-1}}{n} \odot \boldsymbol{\delta}_t \right]^\top \mathbf{K}_{t,\boldsymbol{\eta}(\bar{\mathbf{x}}_{t-1})} \right] \mathbf{f} + \left[\frac{\hat{\mathbf{x}}_t^\top}{n} - \boldsymbol{\alpha}_t^\top \right] \mathbf{f} \quad (9.7)$$

$$= \frac{1}{n} \sum_{j=1}^m \left(\sum_{i=1}^{n_{t-1}} \mathbb{I}\{\xi_t^{(i)} = j\} \right) f^{(j)} - \frac{1}{n} \sum_{j=1}^m \left(\sum_{i=1}^{n_{t-1}} \mathbb{I}\{\xi_{t-1}^{(i)} = j\} \right) \delta_t^{(j)} \mathbf{K}_{t,\boldsymbol{\eta}(\bar{\mathbf{x}}_{t-1})}^{j,\cdot} \mathbf{f} \quad (9.8)$$

$$+ \left[\frac{\hat{\mathbf{x}}_t^\top}{n} - \boldsymbol{\alpha}_t^\top \right] \mathbf{f}. \quad (9.9)$$

$$= \frac{1}{n} \sum_{j=1}^m \left(\sum_{i=1}^{n_{t-1}} \mathbb{I}\{\xi_t^{(i)} = j\} \right) f^{(j)} - \frac{1}{n} \sum_{i=1}^{n_{t-1}} \delta_t^{(\xi_{t-1}^{(i)})} \mathbf{K}_{t,\boldsymbol{\eta}(\bar{\mathbf{x}}_{t-1})}^{\xi_{t-1}^{(i)},\cdot} \mathbf{f} + \left[\frac{\hat{\mathbf{x}}_t^\top}{n} - \boldsymbol{\alpha}_t^\top \right] \mathbf{f}. \quad (9.10)$$

$$= \frac{1}{n} \sum_{i=1}^{n_{t-1}} \sum_{j=1}^m \left\{ \mathbb{I}\{\xi_t^{(i)} = j\} - \delta_t^{(\xi_{t-1}^{(i)})} K_{t,\boldsymbol{\eta}(\bar{\mathbf{x}}_{t-1})}^{(\xi_{t-1}^{(i)}),j} \right\} f^{(j)} \quad (9.11)$$

$$+ \left[\frac{\hat{\mathbf{x}}_t^\top}{n} - \boldsymbol{\alpha}_t^\top \right] \mathbf{f}. \quad (9.12)$$

The term $\left[\frac{\hat{\mathbf{x}}_t^\top}{n} - \boldsymbol{\alpha}_t^\top \right] \mathbf{f}$ converges to 0 in L^4 by assumption 2 and lemma 6, that is there exists $\hat{c}_t > 0$ and $\hat{\gamma}_t > 0$ such that:

$$\mathbb{E} \left[\left| \left[\frac{\hat{\mathbf{x}}_t^\top}{n} - \boldsymbol{\alpha}_t^\top \right] \mathbf{f} \right|^4 \right]^{\frac{1}{4}} \leq \hat{c}_t n^{-(\frac{1}{4} + \hat{\gamma}_t)}.$$

Now, turning to (9.11), by letting $\mathcal{G}_t := \sigma(\{\xi_t^{(i)}\}_{i=1,\dots,n_t})$ and using the law of total of expectation conditioning on survival indicator $\phi_t^{(i)} \sim \text{Bernoulli}(\delta_t^{\xi_{t-1}^{(i)}})$:

$$\begin{aligned} & \mathbb{E} \left[\sum_{j=1}^m \left\{ \mathbb{I}\{\xi_t^{(i)} = j\} - \delta_t^{(\xi_{t-1}^{(i)})} K_{t,\boldsymbol{\eta}(\bar{\mathbf{x}}_{t-1})}^{(\xi_{t-1}^{(i)}),j} \right\} f^{(j)} \middle| \mathcal{G}_{t-1} \right] \\ &= \sum_{j=1}^m \left\{ \mathbb{E} \left[\mathbb{I}\{\xi_t^{(i)} = j\} \middle| \phi_t^{(i)} = 1, \mathcal{G}_{t-1} \right] \delta_t^{(\xi_{t-1}^{(i)})} \right. \\ & \quad \left. + \mathbb{E} \left[\mathbb{I}\{\xi_t^{(i)} = j\} \middle| \phi_t^{(i)} = 0, \mathcal{G}_{t-1} \right] (1 - \delta_t^{(\xi_{t-1}^{(i)})}) - \delta_t^{(\xi_{t-1}^{(i)})} K_{t,\boldsymbol{\eta}(\bar{\mathbf{x}}_{t-1})}^{(\xi_{t-1}^{(i)}),j} \right\} f^{(j)} \\ &= \sum_{j=1}^m \left\{ K_{t,\boldsymbol{\eta}(\bar{\mathbf{x}}_{t-1})}^{(\xi_{t-1}^{(i)}),j} \delta_t^{(\xi_{t-1}^{(i)})} + 0 - \delta_t^{(\xi_{t-1}^{(i)})} K_{t,\boldsymbol{\eta}(\bar{\mathbf{x}}_{t-1})}^{(\xi_{t-1}^{(i)}),j} \right\} f^{(j)} \\ &= 0. \end{aligned}$$

Since, conditional on $\phi_t^{(i)} = 1$ and \mathcal{G}_{t-1} , $\xi_t^{(i)}$ is a draw from the $\xi_{t-1}^{(i)}$ 'th row of $\mathbf{K}_{t,\boldsymbol{\eta}(\bar{\mathbf{x}}_{t-1})}$. Application of the tower law gives the result for the unconditional expectation. Furthermore:

$$\left| \sum_{j=1}^m \left\{ \mathbb{I}\{\xi_t^{(i)} = j\} \mathbb{I}\{\phi_t^{(i)} = 1\} - \delta_t^{(\xi_{t-1}^{(i)})} K_{t,\boldsymbol{\eta}(\bar{\mathbf{x}}_{t-1})}^{(\xi_{t-1}^{(i)}),j} \right\} f^{(j)} \right| \leq m \|\mathbf{f}\|_\infty =: M. \quad (9.13)$$

Define:

$$\Delta_t^{(i)} := \sum_{j=1}^m \left\{ \mathbb{I}\{\xi_t^{(i)} = j\} \mathbb{I}\{\phi_t^{(i)} = 1\} - \delta_t^{(\xi_{t-1}^{(i)})} K_{t,\boldsymbol{\eta}(\bar{\mathbf{x}}_{t-1})}^{(\xi_{t-1}^{(i)}),j} \right\} f^{(j)},$$

Note that, since $\frac{n_{t-1}}{n}$ is equal to $\frac{\mathbf{x}_{t-1}^\top}{n} \mathbf{1}_m$, we can invoke the induction hypothesis with test vector $\mathbf{1}_m$ to see there exist constants c_{t-1} and γ_{t-1} :

$$\mathbb{E} \left[\left| \frac{n_{t-1}}{n} - \mathbf{1}_m^\top \boldsymbol{\nu}_{t-1} \right|^4 \right]^{\frac{1}{4}} \leq c_{t-1} n^{-(\frac{1}{4} + \gamma_{t-1})}$$

so that we satisfy the conditions of Lemma 7. Hence there exists a constant $\tilde{c}_t > 0$:

$$\mathbb{E} \left[\left| \frac{1}{n} \sum_{i=1}^{n_{t-1}} \Delta_t^{(i)} \right|^4 \right]^{\frac{1}{4}} \leq \tilde{c}_t n^{-\frac{1}{2}}. \quad (9.14)$$

Now we will analyse (9.3). By the induction hypothesis, the Cauchy-Schwarz inequality, and assumption 3 with vectors $\mathbf{f}_1 = \frac{\mathbf{x}_{t-1}}{n_{t-1}} \odot \boldsymbol{\delta}_t$ (note that $\|\mathbf{f}_1\|_\infty \leq 1$) and $\mathbf{f}_2 = \mathbf{f}$, there exists a constant $c > 0$ such that:

$$\begin{aligned} & \mathbb{E} \left[\left| \left[\frac{\mathbf{x}_{t-1}}{n} \odot \boldsymbol{\delta}_t \right]^\top \mathbf{K}_{t, \eta(\bar{\mathbf{x}}_{t-1})} \mathbf{f} - \left[\frac{\mathbf{x}_{t-1}}{n} \odot \boldsymbol{\delta}_t \right]^\top \mathbf{K}_{t, \eta(\boldsymbol{\nu}_{t-1} \odot \boldsymbol{\delta}_t)} \mathbf{f} \right|^4 \right]^{\frac{1}{4}} \\ &= \mathbb{E} \left[\left| \frac{n_{t-1}}{n} \right|^4 \left| \left[\frac{\mathbf{x}_{t-1}}{n_{t-1}} \odot \boldsymbol{\delta}_t \right]^\top \mathbf{K}_{t, \eta(\bar{\mathbf{x}}_{t-1})} \mathbf{f} - \left[\frac{\mathbf{x}_{t-1}}{n_{t-1}} \odot \boldsymbol{\delta}_t \right]^\top \mathbf{K}_{t, \eta(\boldsymbol{\nu}_{t-1} \odot \boldsymbol{\delta}_t)} \mathbf{f} \right|^4 \right]^{\frac{1}{4}} \\ &\leq \mathbb{E} \left[\left| \frac{n_{t-1}}{n} \right|^4 \right]^{\frac{1}{4}} \mathbb{E} \left[\left| \left[\frac{\mathbf{x}_{t-1}}{n_{t-1}} \odot \boldsymbol{\delta}_t \right]^\top \mathbf{K}_{t, \eta(\bar{\mathbf{x}}_{t-1})} \mathbf{f} - \left[\frac{\mathbf{x}_{t-1}}{n_{t-1}} \odot \boldsymbol{\delta}_t \right]^\top \mathbf{K}_{t, \eta(\boldsymbol{\nu}_{t-1} \odot \boldsymbol{\delta}_t)} \mathbf{f} \right|^4 \right]^{\frac{1}{4}} \\ &\leq (c_{t-1} + \mathbf{1}_m^\top \boldsymbol{\nu}_{t-1}) \mathbb{E} \left[\left(c \|\mathbf{f}\|_\infty \left\| \frac{\bar{\mathbf{x}}_{t-1}}{\mathbf{1}_m^\top \bar{\mathbf{x}}_{t-1}} - \frac{\boldsymbol{\nu}_{t-1} \odot \boldsymbol{\delta}_t}{\mathbf{1}_m^\top (\boldsymbol{\nu}_{t-1} \odot \boldsymbol{\delta}_t)} \right\|_\infty \right)^4 \right]^{\frac{1}{4}}. \end{aligned}$$

We now study:

$$\begin{aligned} & \left| \frac{\bar{\mathbf{x}}_{t-1}^\top}{\mathbf{1}_m^\top \bar{\mathbf{x}}_{t-1}} \mathbf{f} - \frac{(\boldsymbol{\nu}_{t-1} \odot \boldsymbol{\delta}_t)^\top}{\mathbf{1}_m^\top (\boldsymbol{\nu}_{t-1} \odot \boldsymbol{\delta}_t)} \mathbf{f} \right| \\ &\leq \left| \frac{n^{-1} \bar{\mathbf{x}}_{t-1}^\top \mathbf{f}}{n^{-1} (\mathbf{1}_m^\top \bar{\mathbf{x}}_{t-1})} \right| \left| (\mathbf{1}_m^\top (\boldsymbol{\nu}_{t-1} \odot \boldsymbol{\delta}_t))^{-1} \left| \frac{\mathbf{1}_m^\top \bar{\mathbf{x}}_{t-1}}{n} - \mathbf{1}_m^\top (\boldsymbol{\nu}_{t-1} \odot \boldsymbol{\delta}_t) \right| \right| \\ &\quad + (\mathbf{1}_m^\top (\boldsymbol{\nu}_{t-1} \odot \boldsymbol{\delta}_t))^{-1} \left| \frac{\bar{\mathbf{x}}_{t-1}^\top}{n} \mathbf{f} - (\boldsymbol{\nu}_{t-1} \odot \boldsymbol{\delta}_t)^\top \mathbf{f} \right| \\ &\leq \frac{m \|\mathbf{f}\|_\infty}{\mathbf{1}_m^\top (\boldsymbol{\nu}_{t-1} \odot \boldsymbol{\delta}_t)} \left| \frac{\mathbf{1}_m^\top \bar{\mathbf{x}}_{t-1}}{n} - \mathbf{1}_m^\top (\boldsymbol{\nu}_{t-1} \odot \boldsymbol{\delta}_t) \right| \\ &\quad + (\mathbf{1}_m^\top (\boldsymbol{\nu}_{t-1} \odot \boldsymbol{\delta}_t))^{-1} \left| \frac{\bar{\mathbf{x}}_{t-1}^\top}{n} \mathbf{f} - (\boldsymbol{\nu}_{t-1} \odot \boldsymbol{\delta}_t)^\top \mathbf{f} \right|. \end{aligned}$$

Now, looking at:

$$\left| \frac{\bar{\mathbf{x}}_{t-1}^\top}{n} \mathbf{f} - (\boldsymbol{\nu}_{t-1} \odot \boldsymbol{\delta}_t)^\top \mathbf{f} \right| \leq \left| \frac{\bar{\mathbf{x}}_{t-1}^\top}{n} \mathbf{f} - \left(\frac{\mathbf{x}_{t-1}}{n} \odot \boldsymbol{\delta}_t \right)^\top \mathbf{f} \right| \quad (9.15)$$

$$+ \left| \left(\frac{\mathbf{x}_{t-1}}{n} \odot \boldsymbol{\delta}_t \right)^\top \mathbf{f} - (\boldsymbol{\nu}_{t-1} \odot \boldsymbol{\delta}_t)^\top \mathbf{f} \right|. \quad (9.16)$$

The term in (9.16) converges to 0 in L^4 at the required rate by the induction hypothesis with test vector $\boldsymbol{\delta}_t \odot \mathbf{f}$. Now for (9.15) see that:

$$\frac{\bar{\mathbf{x}}_{t-1}^\top}{n} \mathbf{f} - \left(\frac{\mathbf{x}_{t-1}}{n} \odot \boldsymbol{\delta}_t \right)^\top \mathbf{f} = \frac{1}{n} \sum_{i=1}^{n_{t-1}} \sum_{j=1}^m \underbrace{\mathbb{I} \{ \xi_{t-1}^{(i)} = j \}}_{\bar{\Delta}_t^{(i)}} \left(\mathbb{I} \{ \phi_t^{(i)} = 1 \} - \delta_t^{(\xi_{t-1}^{(i)})} \right) f^{(j)}, \quad (9.17)$$

and note that the $\bar{\Delta}_t^{(i)}$ are mean 0 and bounded. Then an application of lemma 7 gives that (9.15) converges to 0 in L^4 at the required rate. Hence, combining the above with the Minkowski inequality, we have that for some constants \bar{c}_t and $\bar{\gamma}_t$:

$$\mathbb{E} \left[\left| \left[\left[\frac{\mathbf{x}_{t-1}}{n} \odot \boldsymbol{\delta}_t \right]^\top \mathbf{K}_{t, \boldsymbol{\eta}(\bar{\mathbf{x}}_{t-1})} \right] \mathbf{f} - \left[\left[\frac{\mathbf{x}_{t-1}}{n} \odot \boldsymbol{\delta}_t \right]^\top \mathbf{K}_{t, \boldsymbol{\eta}(\boldsymbol{\nu}_{t-1} \odot \boldsymbol{\delta}_t)} \right] \mathbf{f} \right|^4 \right]^{\frac{1}{4}} \leq \bar{c}_t n^{-(\frac{1}{4} + \bar{\gamma})}.$$

Furthermore, we have for (9.4):

$$\mathbb{E} \left[\left| \left[\left[\frac{\mathbf{x}_{t-1}}{n} \odot \boldsymbol{\delta}_t \right]^\top \mathbf{K}_{t, \boldsymbol{\eta}(\boldsymbol{\nu}_{t-1} \odot \boldsymbol{\delta}_t)} \right] \mathbf{f} - \left[\boldsymbol{\nu}_{t-1} \odot \boldsymbol{\delta}_t \right]^\top \mathbf{K}_{t, \boldsymbol{\eta}(\boldsymbol{\nu}_{t-1} \odot \boldsymbol{\delta}_t)} \right] \mathbf{f} \right|^4 \right]^{\frac{1}{4}} \leq \check{c}_t n^{-(\frac{1}{4} + \check{\gamma}_t)},$$

for some constants \check{c}_t and $\check{\gamma}_t$ by the induction hypothesis with test vector $[\mathbf{1}_m \otimes \boldsymbol{\delta}_t] \odot \mathbf{K}_{t, \boldsymbol{\eta}(\boldsymbol{\nu}_{t-1} \odot \boldsymbol{\delta}_t)} \mathbf{f}$. We can now combine all of the above, along with the Minkowski inequality to show that:

$$\mathbb{E} \left[\left| \frac{\mathbf{x}_t^\top}{n} \mathbf{f} - \boldsymbol{\nu}_t^\top \mathbf{f} \right|^4 \right]^{\frac{1}{4}} \leq c_t n^{-(\frac{1}{4} + \gamma_t)},$$

where $c_t = \hat{c}_t + \check{c}_t + \bar{c}_t + \check{c}_t$, and $\gamma_t = \min(\hat{\gamma}_t, \frac{1}{4}, \bar{\gamma}_t, \check{\gamma}_t)$. \square

Lemma 9. *Let assumptions 2 - 4 hold. Then there exists a constant $\rho_t > 0$ and for each $\mathbf{f} \in \mathbb{R}^m$ and $t \geq 1$ a constant $a_t > 0$ such that:*

$$\mathbb{E} \left[\left| \frac{\mathbf{y}_t^\top}{n} \mathbf{f} - ((\boldsymbol{\nu}_t(\boldsymbol{\theta}^*) \odot \mathbf{q}_t(\boldsymbol{\theta}^*))^\top \mathbf{G}_t(\boldsymbol{\theta}^*) + \boldsymbol{\kappa}_{t, \infty}(\boldsymbol{\theta}^*)^\top) \mathbf{f} \right|^4 \right]^{\frac{1}{4}} \leq a_t n^{-(\frac{1}{4} + \rho_t)}.$$

Proof. Explicit notation dependence of some quantities on $\boldsymbol{\theta}^*$ and n is omitted throughout the proof to avoid over-cumbersome notation. First note that:

$$\frac{\mathbf{y}_t}{n} = \frac{\tilde{\mathbf{y}}_t}{n} + \frac{\hat{\mathbf{y}}_t}{n},$$

and

$$\mathbb{E} \left[\left| \frac{\hat{\mathbf{y}}_t^\top}{n} \mathbf{f} - \boldsymbol{\kappa}_t^\top \mathbf{f} \right|^4 \right]^{\frac{1}{4}} < \hat{a}_t n^{-(\frac{1}{4} + \hat{\rho}_t)}, \quad (9.18)$$

for some $\hat{a}_t > 0$ and $\hat{\rho}_t > 0$ by corollary 1 and assumption 2. Furthermore, we have:

$$\begin{aligned} \frac{\tilde{\mathbf{y}}_t^\top}{n} \mathbf{f} &= \frac{1}{n} \sum_{j=1}^m \tilde{\mathbf{y}}^{(j)} \mathbf{f}^{(j)} \\ &= \frac{1}{n} \sum_{j=1}^m \left[\sum_{i=1}^{n_t} \mathbb{I}\{\zeta_t^{(i)} = 1\} \mathbb{I}\{\zeta_t^{(i)} = j\} \right] \mathbf{f}^{(j)}, \end{aligned}$$

where $\zeta_t^{(i)} \sim \text{Bernoulli}(\mathbf{q}_t^{(\xi_t^{(i)})})$ indicates whether or not an individual is observed, and $\zeta_t^{(i)} \sim \text{Categorical}(\mathbf{G}_t^{(\xi_t^{(i)}, \cdot)})$ indicates the compartment in which it is observed. Hence:

$$\begin{aligned} \mathbb{E} \left[\frac{\tilde{\mathbf{y}}_t^\top}{n} \mathbf{f} \mid \mathcal{G}_t \right] &= \frac{1}{n} \sum_{j=1}^m \left[\sum_{i=1}^{n_t} q_t^{(\xi_t^{(i)})} G_t^{(\xi_t^{(i)}, j)} \right] \mathbf{f}^{(j)} \\ &= \frac{1}{n} \sum_{j=1}^m \sum_{k=1}^m \left[\sum_{i=1}^{n_t} \mathbb{I}\{\xi_t^{(i)} = k\} q_t^{(\xi_t^{(i)})} G_t^{(\xi_t^{(i)}, j)} \right] \mathbf{f}^{(j)} \\ &= \frac{1}{n} \sum_{j=1}^m \left[\sum_{k=1}^m x_t^{(k)} q_t^{(k)} G_t^{(k, j)} \right] \mathbf{f}^{(j)} \\ &= \left(\left(\frac{\mathbf{x}_t}{n} \odot \mathbf{q}_t \right)^\top \mathbf{G}_t \right) \mathbf{f}. \end{aligned}$$

Now write:

$$\frac{\tilde{\mathbf{y}}_t^\top}{n} \mathbf{f} - ((\boldsymbol{\nu}_t \odot \mathbf{q}_t)^\top \mathbf{G}_t) \mathbf{f} = \frac{\tilde{\mathbf{y}}_t^\top}{n} \mathbf{f} - \left(\left(\frac{\mathbf{x}_t}{n} \odot \mathbf{q}_t \right)^\top \mathbf{G}_t \right) \mathbf{f} \quad (9.19)$$

$$+ \left(\left(\frac{\mathbf{x}_t}{n} \odot \mathbf{q}_t \right)^\top \mathbf{G}_t \right) \mathbf{f} - ((\boldsymbol{\nu}_t \odot \mathbf{q}_t)^\top \mathbf{G}_t) \mathbf{f}. \quad (9.20)$$

We have that

$$\mathbb{E} \left[\left| \left(\left(\frac{\mathbf{x}_t}{n} \odot \mathbf{q}_t \right)^\top \mathbf{G}_t \right) \mathbf{f} - ((\boldsymbol{\nu}_t \odot \mathbf{q}_t)^\top \mathbf{G}_t) \mathbf{f} \right|^4 \right]^{\frac{1}{4}} \leq \bar{a}_t n^{-(\frac{1}{4} + \bar{\rho}_t)} \quad (9.21)$$

for some $\bar{a}_t > 0$ and $\bar{\rho}_t > 0$ by lemma 8 using test function $[(\mathbf{q}_t \otimes \mathbf{1}_m) \odot \mathbf{G}_t]^\top \mathbf{f}$. Notice that for (9.19) :

$$\begin{aligned} & \frac{\tilde{\mathbf{y}}_t^\top}{n} \mathbf{f} - \left(\left(\frac{\mathbf{x}_t}{n} \odot \mathbf{q}_t \right)^\top \mathbf{G}_t \right) \mathbf{f} \\ &= \frac{1}{n} \sum_{i=1}^{n_t} \sum_{j=1}^m \underbrace{\left[\mathbb{I}\{\zeta_t^{(i)} = 1\} \mathbb{I}\{\zeta_t^{(i)} = j\} - \sum_{k=1}^m \mathbb{I}\{\xi_t^{(i)} = k\} q_t^{(\xi_t^{(i)}, j)} G_t^{(\xi_t^{(i)}, j)} \right]}_{=: \Xi_t^{(i)}} \mathbf{f}^{(j)}. \end{aligned}$$

The $\Xi_t^{(i)}$ are mean zero and i.i.d conditioned on \mathcal{G}_t . Furthermore:

$$|\Xi_t^{(i)}| \leq m \|\mathbf{f}\|_\infty,$$

An application of lemma 7, yields:

$$\mathbb{E} \left[\left| \frac{\tilde{\mathbf{y}}_t^\top}{n} \mathbf{f} - \left(\left(\frac{\mathbf{x}_t}{n} \odot \mathbf{q}_t \right)^\top \mathbf{G}_t \right) \mathbf{f} \right|^4 \right]^{\frac{1}{4}} \leq \tilde{a}_t n^{(\frac{1}{4} + \tilde{\rho}_t)}, \quad (9.22)$$

for some constants $\tilde{a}_t > 0$ and $\tilde{\rho}_t > 0$. Combining (9.18), (9.21), and (9.22) with the Minkowski inequality yields:

$$\mathbb{E} \left[\left| \frac{\mathbf{y}_t^\top}{n} \mathbf{f} - ((\boldsymbol{\nu}_t \odot \mathbf{q}_t)^\top \mathbf{G}_t + \boldsymbol{\kappa}_t^\top) \mathbf{f} \right|^4 \right]^{\frac{1}{4}} \leq a_t n^{-(\frac{1}{4} + \rho_t)},$$

where $a_t = \hat{a}_t + \bar{a}_t + \tilde{a}_t$ and $\rho_t = \min(\hat{\rho}_t, \bar{\rho}_t, \tilde{\rho}_t)$. □

Proposition 1. *Let assumptions 2 - 4 hold. Then for all $t \geq 1$:*

$$\frac{\mathbf{y}_t^\top}{n} \xrightarrow[a.s.]{} \boldsymbol{\theta}^* \left[\boldsymbol{\nu}_t(\boldsymbol{\theta}^*) \odot \mathbf{q}_t(\boldsymbol{\theta}^*) \right]^\top \mathbf{G}_t(\boldsymbol{\theta}^*) + \boldsymbol{\kappa}_{t,\infty}(\boldsymbol{\theta}^*)^\top. \quad (9.23)$$

Proof. By lemma 9 there exists constants $a_t > 0$ and $\rho_t > 0$ such that:

$$\mathbb{E} \left[\left| \frac{\mathbf{y}_t^\top}{n} \mathbf{f} - ((\boldsymbol{\nu}_t \odot \mathbf{q}_t)^\top \mathbf{G}_t + \boldsymbol{\kappa}_t^\top) \mathbf{f} \right|^4 \right] \leq a_t^4 n^{-(1+4\rho_t)}.$$

By Markov's inequality:

$$\begin{aligned} \mathbb{P}^{\boldsymbol{\theta}^*} \left[\left| \frac{\mathbf{y}_t^\top}{n} \mathbf{f} - ((\boldsymbol{\nu}_t \odot \mathbf{q}_t)^\top \mathbf{G}_t + \boldsymbol{\kappa}_t^\top) \mathbf{f} \right| > \varepsilon \right] &\leq \varepsilon^{-4} \mathbb{E} \left[\left| \frac{\mathbf{y}_t^\top}{n} \mathbf{f} - ((\boldsymbol{\nu}_t \odot \mathbf{q}_t)^\top \mathbf{G}_t + \boldsymbol{\kappa}_t^\top) \mathbf{f} \right|^4 \right] \\ &\leq \varepsilon^{-4} a_t^4 n^{-(1+4\rho_t)}. \end{aligned}$$

This implies that:

$$\sum_{n=1}^{\infty} \mathbb{P}^{\boldsymbol{\theta}^*} \left[\left| \frac{\mathbf{y}_t^\top}{n} \mathbf{f} - ((\boldsymbol{\nu}_t \odot \mathbf{q}_t)^\top \mathbf{G}_t + \boldsymbol{\kappa}_t^\top) \mathbf{f} \right| > \varepsilon \right] < \infty. \quad (9.24)$$

We now appeal to the Borel-Cantelli lemma which tells us that (9.24) implies the event:

$$\left\{ \left| \frac{\mathbf{y}_t^\top}{n} \mathbf{f} - ((\boldsymbol{\nu}_t \odot \mathbf{q}_t)^\top \mathbf{G}_t + \boldsymbol{\kappa}_t^\top) \mathbf{f} \right| > \varepsilon \right\},$$

happens for infinitely many n with probability 0, and that:

$$\mathbb{P}^{\boldsymbol{\theta}^*} \left(\lim_{n \rightarrow \infty} \left| \frac{\mathbf{y}_t^\top}{n} \mathbf{f} - ((\boldsymbol{\nu}_t \odot \mathbf{q}_t)^\top \mathbf{G}_t + \boldsymbol{\kappa}_t^\top) \mathbf{f} \right| > \varepsilon \right) = 0,$$

for all $\varepsilon > 0$. Hence we have shown that:

$$\frac{\mathbf{y}_t^\top}{n} \mathbf{f} \xrightarrow[a.s.]{\boldsymbol{\theta}^*} ((\boldsymbol{\nu}_t \odot \mathbf{q}_t)^\top \mathbf{G}_t + \boldsymbol{\kappa}_t^\top) \mathbf{f}.$$

□

9.1.3 Case (II)

Define:

$$\begin{aligned} \boldsymbol{\nu}_0(\boldsymbol{\theta}^*) &:= \boldsymbol{\lambda}_{0,\infty}(\boldsymbol{\theta}^*), \\ \mathbf{N}_t(\boldsymbol{\theta}^*) &:= (\boldsymbol{\nu}_{t-1}(\boldsymbol{\theta}^*) \otimes \mathbf{1}_m) \odot \mathbf{K}_{t,\eta(\boldsymbol{\nu}_{t-1}(\boldsymbol{\theta}^*))}(\boldsymbol{\theta}^*), \\ \boldsymbol{\nu}_t(\boldsymbol{\theta}^*) &:= (\mathbf{1}_m^\top \mathbf{N}_t(\boldsymbol{\theta}^*))^\top. \end{aligned}$$

Lemma 10. *Let assumptions 2 - 4 hold. For all $t \geq 1$ there exists a $\gamma_{t_z} > 0$, and for all vectors $\mathbf{f}_1, \mathbf{f}_2 \in \mathbb{R}^m$ a constant $b_t > 0$, such that:*

$$\mathbb{E} \left[\left| n^{-1} \mathbf{f}_1^\top \mathbf{Z}_t \mathbf{f}_2 - \mathbf{f}_1^\top \mathbf{N}_t(\boldsymbol{\theta}^*) \mathbf{f}_2 \right|^4 \right]^{\frac{1}{4}} \leq b_t n^{-(\frac{1}{4} + \gamma_{t_z})}, \text{ for all } t \geq 0.$$

Proof. Note that for this set up $n_t = n$ with probability 1 for all $t \geq 0$. Begin by considering the decomposition:

$$\left| n^{-1} \mathbf{f}_1^\top \mathbf{Z}_t \mathbf{f}_2 - \mathbf{f}_1^\top [\boldsymbol{\nu}_{t-1} \otimes \mathbf{1}_m] \odot \mathbf{K}_{t,\eta(\boldsymbol{\nu}_{t-1})} \mathbf{f}_2 \right| \quad (9.25)$$

$$\leq \left| n^{-1} \mathbf{f}_1^\top \mathbf{Z}_t \mathbf{f}_2 - \mathbf{f}_1^\top \left[\frac{\mathbf{x}_{t-1}}{n} \otimes \mathbf{1}_m \right] \odot \mathbf{K}_{t,\eta(\mathbf{x}_{t-1})} \mathbf{f}_2 \right| \quad (9.26)$$

$$+ \left| \mathbf{f}_1^\top \left[\frac{\mathbf{x}_{t-1}}{n} \otimes \mathbf{1}_m \right] \odot \mathbf{K}_{t,\eta(\mathbf{x}_{t-1})} \mathbf{f}_2 - \mathbf{f}_1^\top \left[\frac{\mathbf{x}_{t-1}}{n} \otimes \mathbf{1}_m \right] \odot \mathbf{K}_{t,\eta(\boldsymbol{\nu}_{t-1})} \mathbf{f}_2 \right| \quad (9.27)$$

$$+ \left| \mathbf{f}_1^\top \left[\frac{\mathbf{x}_{t-1}}{n} \otimes \mathbf{1}_m \right] \odot \mathbf{K}_{t,\eta(\boldsymbol{\nu}_{t-1})} \mathbf{f}_2 - \mathbf{f}_1^\top [\boldsymbol{\nu}_{t-1} \otimes \mathbf{1}_m] \odot \mathbf{K}_{t,\eta(\boldsymbol{\nu}_{t-1})} \mathbf{f}_2 \right|. \quad (9.28)$$

Notice that by assumption 2 with vectors \mathbf{f}_1 and \mathbf{f}_2 , there exists a constant $c > 0$ such that the term (9.27) is equal to:

$$\begin{aligned} & \left| \mathbf{f}_1^\top \left[\left(\frac{\mathbf{x}_{t-1}}{n} \otimes \mathbf{1}_m \right) \odot (\mathbf{K}_{t,\eta(\mathbf{x}_{t-1})} - \mathbf{K}_{t,\eta(\boldsymbol{\nu}_{t-1})}) \right] \mathbf{f}_2 \right| \\ &= \left| \left(\mathbf{f}_1 \odot \frac{\mathbf{x}_{t-1}}{n} \right)^\top (\mathbf{K}_{t,\eta(\mathbf{x}_{t-1})} - \mathbf{K}_{t,\eta(\boldsymbol{\nu}_{t-1})}) \mathbf{f}_2 \right| \\ &\leq c \|\mathbf{f}_1\|_\infty \|\mathbf{f}_2\|_\infty \|\boldsymbol{\eta}(\mathbf{x}_{t-1}) - \boldsymbol{\eta}(\boldsymbol{\nu}_{t-1})\|_\infty \\ &\leq c \|\mathbf{f}_1\|_\infty \|\mathbf{f}_2\|_\infty \left\| \frac{\mathbf{x}_{t-1}}{n} - \boldsymbol{\nu}_{t-1} \right\|_\infty. \end{aligned}$$

By lemma 8 there exist constants $\bar{b}_t > 0$ and $\bar{\gamma}_{t_z} > 0$ such that:

$$\mathbb{E} \left[\left(c \|\mathbf{f}_1\|_\infty \|\mathbf{f}_2\|_\infty \left\| \frac{\mathbf{x}_{t-1}}{n} - \boldsymbol{\nu}_{t-1} \right\|_\infty \right)^4 \right]^{\frac{1}{4}} \leq \bar{b}_t n^{-(\frac{1}{4} + \bar{\gamma}_{t_z})}$$

Moreover, (9.28) is equal to:

$$\left| \frac{\mathbf{x}_{t-1}^\top}{n} [\mathbf{f}_1 \otimes \mathbf{1}_m] \odot \mathbf{K}_{t,\eta(\boldsymbol{\nu}_{t-1})} \mathbf{f}_2 - \boldsymbol{\nu}_{t-1}^\top [\mathbf{f}_1 \otimes \mathbf{1}_m] \odot \mathbf{K}_{t,\eta(\boldsymbol{\nu}_{t-1})} \mathbf{f}_2 \right|,$$

therefore we can invoke lemma 8 with test vector $[\mathbf{f}_1 \otimes \mathbf{1}_m] \odot \mathbf{K}_{t,\eta(\nu_{t-1})}\mathbf{f}_2$, this tells us there exists constants $\hat{b}_t > 0$ and $\hat{\gamma}_{t_z} > 0$ such that:

$$\mathbb{E} \left[\left| \frac{\mathbf{x}_{t-1}^\top}{n} [\mathbf{f}_1 \otimes \mathbf{1}_m] \odot \mathbf{K}_{t,\eta(\nu_{t-1})}\mathbf{f}_2 - \nu_{t-1}^\top [\mathbf{f}_1 \otimes \mathbf{1}_m] \odot \mathbf{K}_{t,\eta(\nu_{t-1})}\mathbf{f}_2 \right|^4 \right]^{\frac{1}{4}} \leq \hat{b}_t n^{-(\frac{1}{4} + \hat{\gamma}_{t_z})}.$$

We now recall that $\mathbf{Z}_t^{(j,k)} = \sum_{i=1}^n \mathbb{I}\{\xi_{t-1}^{(i)} = j, \xi_t^{(i)} = k\}$, so that the term (9.26) is equal to:

$$\frac{1}{n} \sum_{i=1}^n \underbrace{\left[\sum_{j=1}^m \sum_{k=1}^m \left(\mathbb{I}\{\xi_{t-1}^{(i)} = j, \xi_t^{(i)} = k\} - \mathbb{I}\{\xi_{t-1}^{(i)} = j\} \mathbf{K}_{t,\eta(\mathbf{x}_{t-1})}^{(j,k)} \right) f_1^{(j)} f_2^{(k)} \right]}_{=:\Delta_t^{(i)}}.$$

Since, conditioned on \mathcal{G}_{t-1} , $\xi_t^{(i)}$ is a draw from the $\xi_{t-1}^{(i)}$ th row of $\mathbf{K}_{t,\eta(\mathbf{x}_{t-1})}$, the conditional expectation $\mathbb{E}[\Delta_t^{(i)} | \mathcal{G}_{t-1}] = 0$. Furthermore $|\Delta_t^{(i)}| \leq m^2 \|\mathbf{f}\|_\infty^2$. An application of lemma 7 yields that for some constants $\tilde{b}_t > 0$ and $\tilde{\gamma}_{t_z} > 0$:

$$\mathbb{E} \left[\left| n^{-1} \mathbf{f}_1^\top \mathbf{Z}_t \mathbf{f}_2 - \mathbf{f}_1^\top \left[\frac{\mathbf{x}_{t-1}}{n} \otimes \mathbf{1}_m \right] \odot \mathbf{K}_{t,\eta(\mathbf{x}_{t-1})}\mathbf{f}_2 \right|^4 \right]^{\frac{1}{4}} \leq \tilde{b}_t n^{-(\frac{1}{4} + \tilde{\gamma}_{t_z})}.$$

Finally, use of the Minkowski inequality yields the result:

$$\mathbb{E} \left[\left| n^{-1} \mathbf{f}_1^\top \mathbf{Z}_t \mathbf{f}_2 - \mathbf{f}_1^\top [\nu_{t-1} \otimes \mathbf{1}_m] \odot \mathbf{K}_{t,\nu_{t-1}} \mathbf{f}_2 \right|^4 \right]^{\frac{1}{4}} \leq b_t n^{-(\frac{1}{4} + \gamma_{t_z})},$$

where $b_t = \bar{b}_t + \hat{b}_t + \tilde{b}_t$ and $\gamma_{t_z} = \min(\tilde{\gamma}_{t_z}, \hat{\gamma}_{t_z}, \tilde{\gamma}_{t_z})$. \square

Lemma 11. *Let assumptions 2 - 4 hold. For all $t \geq 1$ there exists a $\bar{\gamma}_Y > 0$, and for all vectors $\mathbf{f}_1, \mathbf{f}_2 \in \mathbb{R}^m$ a constant $c_Y > 0$, such that:*

$$\mathbb{E} \left[\left| n^{-1} \mathbf{f}_1^\top \mathbf{Y}_t \mathbf{f}_2 - \mathbf{f}_1^\top [\mathbf{N}_t(\boldsymbol{\theta}^*) \odot \mathbf{Q}_t(\boldsymbol{\theta}^*)] \mathbf{f}_2 \right|^4 \right]^{\frac{1}{4}} \leq c_Y n^{-(\frac{1}{4} + \bar{\gamma}_Y)}.$$

Proof. Write:

$$\left| n^{-1} \mathbf{f}_1^\top \mathbf{Y}_t \mathbf{f}_2 - \mathbf{f}_1^\top [(\nu_{t-1} \otimes \mathbf{1}_m) \odot \mathbf{K}_{t,\nu_{t-1}} \odot \mathbf{Q}_t] \mathbf{f}_2 \right| \tag{9.29}$$

$$\leq \left| n^{-1} \mathbf{f}_1^\top \mathbf{Y}_t \mathbf{f}_2 - n^{-1} \mathbf{f}_1^\top \mathbf{Z}_t \odot \mathbf{Q}_t \mathbf{f}_2 \right| \tag{9.30}$$

$$+ \left| n^{-1} \mathbf{f}_1^\top \mathbf{Z}_t \odot \mathbf{Q}_t \mathbf{f}_2 - \mathbf{f}_1^\top [(\nu_{t-1} \otimes \mathbf{1}_m) \odot \mathbf{K}_{t,\nu_{t-1}} \odot \mathbf{Q}_t] \mathbf{f}_2 \right|. \tag{9.31}$$

By lemma 10 there exists $a_Y > 0$ and $\gamma_{Y_1} > 0$ such that:

$$\mathbb{E} \left[\left| n^{-1} \mathbf{f}_1^\top \mathbf{Z}_t \odot \mathbf{Q}_t \mathbf{f}_2 - \mathbf{f}_1^\top [(\nu_{t-1} \otimes \mathbf{1}_m) \odot \mathbf{K}_{t,\nu_{t-1}} \odot \mathbf{Q}_t] \mathbf{f}_2 \right|^4 \right]^{\frac{1}{4}} \leq a_Y n^{-(\frac{1}{4} + \gamma_{Y_1})}$$

Now, we can write (9.31) as:

$$n^{-1} \sum_{i=1}^{n_t} \sum_{j=1}^m \sum_{k=1}^m \underbrace{\left[\mathbb{I}\{\xi_{t-1}^{(i)} = j, \xi_t^{(i)} = k\} \mathbb{I}\{\zeta^{(i)} = 1\} - \mathbb{I}\{\xi_{t-1}^{(i)} = j, \xi_t^{(i)} = k\} Q^{(j,k)} \right] f_1^{(j)} f_2^{(k)}}_{=:\Xi_t^{(i)}}.$$

Where $\zeta^{(i)}$ given $\mathcal{G}_{t-1} \vee \mathcal{G}_t$ is distributed Bernoulli($Q^{(\xi_{t-1}^{(i)}, \xi_t^{(i)})}$). Hence, $\mathbb{E}[\Xi_t^{(i)} | \mathcal{G}_{t-1} \vee \mathcal{G}_t] = 0$. Furthermore, $|\Xi_t^{(i)}| < m^2 \|\mathbf{f}\|_\infty^2$. An application Lemma 7 yields:

$$\mathbb{E} \left[\left| n^{-1} \mathbf{f}_1^\top \mathbf{Y}_t \mathbf{f}_2 - n^{-1} \mathbf{f}_1^\top \mathbf{Z}_t \odot \mathbf{Q}_t \mathbf{f}_2 \right|^4 \right]^{\frac{1}{4}} \leq b_Y n^{-(\frac{1}{4} + \gamma_{Y_2})},$$

for some $b_y > 0$ and $\gamma_{Y_2} > 0$. Use of the Minkowski inequality yields the result:

$$\mathbb{E} \left[\left| n^{-1} \mathbf{f}_1^\top \mathbf{Y}_t \mathbf{f}_2 - \mathbf{f}_1^\top [(\boldsymbol{\nu}_{t-1} \otimes \mathbf{1}_m) \odot \mathbf{K}_{t, \boldsymbol{\nu}_{t-1}} \odot \mathbf{Q}_t] \mathbf{f}_2 \right|^4 \right]^{\frac{1}{4}} \leq (a_Y + b_Y) n^{-(\frac{1}{4} + \bar{\gamma}_Y)},$$

for $\bar{\gamma}_Y = \min(\gamma_{Y_1}, \gamma_{Y_2})$. □

Proposition 2. *Let assumptions 2 - 4 hold. Then for all $t \geq 1$:*

$$n^{-1} \mathbf{Y}_t \xrightarrow[a.s.]{\boldsymbol{\theta}^*} \mathbf{N}_t(\boldsymbol{\theta}^*) \odot \mathbf{Q}_t(\boldsymbol{\theta}^*),$$

and for all $r \geq 1$,

$$n^{-1} \bar{\mathbf{Y}}_r \xrightarrow[a.s.]{\boldsymbol{\theta}^*} \sum_{t=\tau_{r-1}+1}^{\tau_r} \mathbf{N}_t(\boldsymbol{\theta}^*) \odot \mathbf{Q}_t(\boldsymbol{\theta}^*). \quad (9.32)$$

Proof. We have that by lemma 11 for all t there exists $c > 0$ and $\gamma > 0$ such that:

$$\begin{aligned} \mathbb{P}^{\boldsymbol{\theta}^*} \left(\left| n^{-1} \mathbf{f}_1^\top \mathbf{Y}_t \mathbf{f}_2 - \mathbf{f}_1^\top [(\boldsymbol{\nu}_{t-1} \otimes \mathbf{1}_m) \odot \mathbf{K}_{t, \boldsymbol{\nu}_{t-1}} \odot \mathbf{Q}_t] \mathbf{f}_2 \right| > \varepsilon \right) \\ \leq \varepsilon^{-4} \mathbb{E} \left[\left| n^{-1} \mathbf{f}_1^\top \mathbf{Y}_t \mathbf{f}_2 - n^{-1} \mathbf{f}_1^\top \mathbf{Z}_t \odot \mathbf{Q}_t \mathbf{f}_2 \right|^4 \right] \\ \leq \varepsilon^{-4} c n^{-(1+\gamma)}. \end{aligned}$$

It follows that:

$$\sum_{n=1}^{\infty} \mathbb{P}^{\boldsymbol{\theta}^*} \left(\left| n^{-1} \mathbf{f}_1^\top \mathbf{Y}_t \mathbf{f}_2 - \mathbf{f}_1^\top [(\boldsymbol{\nu}_{t-1} \otimes \mathbf{1}_m) \odot \mathbf{K}_{t, \boldsymbol{\nu}_{t-1}} \odot \mathbf{Q}_t] \mathbf{f}_2 \right| > \varepsilon \right) < \infty.$$

This result along with a Borel-Cantelli argument, as in proposition 1, completes the proof of the first claim of the proposition. The second claim follows from the first since $\bar{\mathbf{Y}}_r = \sum_{t=\tau_{r-1}+1}^{\tau_r} \mathbf{Y}_t$. □

9.2 Filtering intensity limits

9.2.1 Case (I)

Define the vectors, or $t \geq 1$:

$$\begin{aligned} \bar{\boldsymbol{\lambda}}_{0,\infty}(\boldsymbol{\theta}^*, \boldsymbol{\theta}) &:= \boldsymbol{\lambda}_{0,\infty}(\boldsymbol{\theta}), \quad (9.33) \\ \boldsymbol{\lambda}_{t,\infty}(\boldsymbol{\theta}^*, \boldsymbol{\theta}) &:= \left[(\bar{\boldsymbol{\lambda}}_{t-1,\infty}(\boldsymbol{\theta}^*, \boldsymbol{\theta}) \odot \boldsymbol{\delta}_t(\boldsymbol{\theta}))^\top \mathbf{K}_{t, \eta(\bar{\boldsymbol{\lambda}}_{t-1,\infty}(\boldsymbol{\theta}^*, \boldsymbol{\theta}) \odot \boldsymbol{\delta}_t(\boldsymbol{\theta}))}(\boldsymbol{\theta}) \right]^\top + \boldsymbol{\alpha}_{t,\infty}(\boldsymbol{\theta}), \\ \boldsymbol{\mu}_{t,\infty}(\boldsymbol{\theta}^*, \boldsymbol{\theta}) &:= \left[(\boldsymbol{\lambda}_{t,\infty}(\boldsymbol{\theta}^*, \boldsymbol{\theta}) \odot \mathbf{q}_t(\boldsymbol{\theta}))^\top \mathbf{G}_t(\boldsymbol{\theta}) \right]^\top + \boldsymbol{\kappa}_{t,\infty}(\boldsymbol{\theta}), \\ \bar{\boldsymbol{\lambda}}_{t,\infty}(\boldsymbol{\theta}^*, \boldsymbol{\theta}) &:= \left[\mathbf{1}_m - \mathbf{q}_t(\boldsymbol{\theta}) \right. \\ &\quad \left. + \left([\boldsymbol{\mu}_{t,\infty}(\boldsymbol{\theta}^*, \boldsymbol{\theta}^*) \odot \boldsymbol{\mu}_{t,\infty}(\boldsymbol{\theta}^*, \boldsymbol{\theta})]^\top ([\mathbf{1}_m \otimes \mathbf{q}_t(\boldsymbol{\theta})] \odot \mathbf{G}_t(\boldsymbol{\theta})^\top) \right)^\top \right] \odot \boldsymbol{\lambda}_{t,\infty}(\boldsymbol{\theta}^*, \boldsymbol{\theta}), \quad (9.34) \end{aligned}$$

where by convention, if we encounter 0/0 in the element-wise division operation we replace that ratio by 0.

Our main objective in section 9.2.1 is to show these vectors are the $\mathbb{P}^{\boldsymbol{\theta}^*}$ -a.s. limits of the corresponding finite- n quantities evaluated at $\boldsymbol{\theta}$, computed using algorithm 1. This is the subject of proposition 3.

Proposition 3. *Let assumptions 2 - 4 hold. Then for all $\boldsymbol{\theta} \in \Theta$ and $t \geq 1$:*

$$\begin{aligned} n^{-1} \boldsymbol{\mu}_{t,n}(\boldsymbol{\theta}) &\xrightarrow[a.s.]{\boldsymbol{\theta}^*} \boldsymbol{\mu}_{t,\infty}(\boldsymbol{\theta}^*, \boldsymbol{\theta}), \\ n^{-1} \boldsymbol{\lambda}_{t,n}(\boldsymbol{\theta}) &\xrightarrow[a.s.]{\boldsymbol{\theta}^*} \boldsymbol{\lambda}_{t,\infty}(\boldsymbol{\theta}^*, \boldsymbol{\theta}), \\ n^{-1} \bar{\boldsymbol{\lambda}}_{t,n}(\boldsymbol{\theta}) &\xrightarrow[a.s.]{\boldsymbol{\theta}^*} \bar{\boldsymbol{\lambda}}_{t,\infty}(\boldsymbol{\theta}^*, \boldsymbol{\theta}). \end{aligned}$$

The proof is postponed until later in section 9.2.1.

Remark 1. By writing out the above definitions it can be checked that $\boldsymbol{\nu}_t(\boldsymbol{\theta}^*) = \boldsymbol{\lambda}_{t,\infty}(\boldsymbol{\theta}^*, \boldsymbol{\theta}^*)$, hence lemma 8 implies by a Borel-Cantelli argument $n^{-1}\mathbf{x}_t \xrightarrow[n]{\text{a.s.}} \boldsymbol{\lambda}_{t,\infty}(\boldsymbol{\theta}^*, \boldsymbol{\theta}^*)$; and that $\boldsymbol{\mu}_{t,\infty}(\boldsymbol{\theta}^*, \boldsymbol{\theta}^*)$ is equal to the right hand side of (9.23) in proposition 1, hence $n^{-1}\mathbf{y}_t \xrightarrow[n]{\text{a.s.}} \boldsymbol{\mu}_{t,\infty}(\boldsymbol{\theta}^*, \boldsymbol{\theta}^*)$. Therefore proposition 3 implies that if algorithm 1 is run with the model specified by the DGP $\boldsymbol{\theta}^*$, thus computing $\boldsymbol{\lambda}_{t,n}(\boldsymbol{\theta}^*)$ and $\boldsymbol{\mu}_{t,n}(\boldsymbol{\theta}^*)$, that when rescaled by n^{-1} these vectors converge as $n \rightarrow \infty$ to the same $\mathbb{P}^{\boldsymbol{\theta}^*}$ -almost sure limits as $n^{-1}\mathbf{x}_t$ and $n^{-1}\mathbf{y}_t$.

As preliminaries to the proof of proposition 3 we need to verify that certain quantities in algorithm 1 and the vectors defined at the start of section 9.2.1 are $\mathbb{P}^{\boldsymbol{\theta}^*}$ -a.s. well-defined and finite. This is the purpose of lemma 12 and lemma 13. In algorithm 1, if $\boldsymbol{\mu}_{t,n}^{(i)}(\boldsymbol{\theta}) = 0$ and $y_t^{(i)} > 0$, then line 3 would entail dividing a finite number by zero. Lemma 12 establishes that this happens with probability zero.

Lemma 12. Let assumptions 2-4 hold. For any $\boldsymbol{\theta} \in \Theta$, $n \in \mathbb{N}$, $i \in [m]$, and $t \geq 1$,

$$\mathbb{P}_n^{\boldsymbol{\theta}^*} \left(\mu_{t,n}^{(i)}(\boldsymbol{\theta}) = 0 \right) > 0 \implies y_t^{(i)} = 0, \quad \mathbb{P}_n^{\boldsymbol{\theta}^*}\text{-a.s.}$$

Proof. Fix arbitrary $\boldsymbol{\theta} \in \Theta$ and $n \in \mathbb{N}$. All a.s. statements in the proof are with respect to $\mathbb{P}_n^{\boldsymbol{\theta}^*}$. We will show that for all $j \in [m]$ and $t \geq 1$, the following two implications hold:

$$\mathbb{P}_n^{\boldsymbol{\theta}^*} \left(\lambda_{t,n}^{(j)}(\boldsymbol{\theta}) = 0 \right) > 0 \implies x_t^{(j)} = 0, \quad \text{a.s.}, \quad (9.35)$$

$$\mathbb{P}_n^{\boldsymbol{\theta}^*} \left(\mu_{t,n}^{(i)}(\boldsymbol{\theta}) = 0 \right) > 0 \implies y_t^{(i)} = 0, \quad \text{a.s.} \quad (9.36)$$

The proof is inductive in t . To initialize the induction at $t = 1$, let $j \in [m]$ and suppose that $\mathbb{P}_n^{\boldsymbol{\theta}^*}(\lambda_{1,n}^{(j)}(\boldsymbol{\theta}) = 0) > 0$, i.e.,

$$\mathbb{P}_n^{\boldsymbol{\theta}^*} \left(\sum_{k=1}^m \bar{\lambda}_{0,n}^{(k)}(\boldsymbol{\theta}) \delta_1^{(k)}(\boldsymbol{\theta}) K_{1,\boldsymbol{\eta}(\bar{\lambda}_{0,n}(\boldsymbol{\theta}) \odot \delta_1(\boldsymbol{\theta}))}^{(k,j)}(\boldsymbol{\theta}) + \alpha_{1,n}^{(j)}(\boldsymbol{\theta}) = 0 \right) > 0,$$

then $\alpha_{1,n}^{(j)}(\boldsymbol{\theta}) = 0$ which by assumption 2 implies $\alpha_{1,n}^{(j)}(\boldsymbol{\theta}^*) = 0$ and hence $\hat{x}_1^{(j)} = 0$, a.s. Furthermore, for all $k \in [m]$ we must have that either:

- $\mathbb{P}_n^{\boldsymbol{\theta}^*} \left(\lambda_{0,n}^{(k)}(\boldsymbol{\theta}) = 0 \right) > 0$, which, since $\lambda_{0,n}^{(k)}(\boldsymbol{\theta})$ implies $\lambda_{0,n}^{(k)}(\boldsymbol{\theta}) = 0$, in turn by assumption 4 this implies $\lambda_{0,n}^{(k)}(\boldsymbol{\theta}^*) = 0$ so that $x_0^{(k)} = 0$ a.s. and $\bar{x}_0^{(k)} = 0$ a.s.; or
- $\delta_1^{(k)}(\boldsymbol{\theta}) = 0$, which by assumption 2 implies $\delta_1^{(k)}(\boldsymbol{\theta}^*) = 0$ which means $\bar{x}_0^{(k)} = 0$ a.s.; or
- $K_{1,\boldsymbol{\eta}(\bar{\lambda}_{0,n}(\boldsymbol{\theta}) \odot \delta_1(\boldsymbol{\theta}))}^{(k,j)}(\boldsymbol{\theta}) = 0$, which by assumptions 2, 3, and 4 implies $K_{1,\boldsymbol{\eta}(\bar{\mathbf{x}}_0)}^{(k,j)}(\boldsymbol{\theta}^*) = 0$ a.s.

Hence we have for all $k \in [m]$ either $\bar{x}_0^{(k)} = 0$ a.s. or $K_{1,\boldsymbol{\eta}(\bar{\mathbf{x}}_0)}^{(k,j)}(\boldsymbol{\theta}^*) = 0$ a.s. Since, given \mathbf{x}_0 , $\tilde{x}_1^{(j)} \sim \sum_{k=1}^m \text{Bin} \left(x_0^{(k)}, K_{1,\boldsymbol{\eta}(\bar{\mathbf{x}}_0)}^{(k,j)}(\boldsymbol{\theta}^*) \right)$ we must have that $\tilde{x}_1^{(j)} = 0$ a.s., therefore we have that $x_1^{(j)} = \tilde{x}_1^{(j)} + \hat{x}_1^{(j)} = 0$ a.s. We have thus proved (9.35) in the case $t = 1$.

Now let us prove (9.36) in the case $t = 1$. Suppose that for some $i \in [m]$, $\mathbb{P}_n^{\boldsymbol{\theta}^*} \left(\mu_{1,n}^{(i)}(\boldsymbol{\theta}) = 0 \right) > 0$, i.e.,

$$\mathbb{P}_n^{\boldsymbol{\theta}^*} \left(\sum_{j=1}^m \lambda_{1,n}^{(j)}(\boldsymbol{\theta}) q_1^{(j)}(\boldsymbol{\theta}) G_1^{(j,i)}(\boldsymbol{\theta}) + \kappa_{1,n}^{(i)}(\boldsymbol{\theta}) = 0 \right) > 0.$$

Then $\kappa_{1,n}^{(i)}(\boldsymbol{\theta}) = 0$ which by assumption 2 implies $\kappa_{1,n}^{(i)}(\boldsymbol{\theta}^*) = 0$ and hence $\hat{y}_1^{(i)} = 0$ a.s. Furthermore, for all $j \in [m]$ we must have that either:

- $\mathbb{P}_n^{\boldsymbol{\theta}^*} \left(\lambda_{1,n}^{(j)}(\boldsymbol{\theta}) = 0 \right) > 0$, which implies $x_1^{(j)} = 0$ a.s. which implies $\bar{y}_1^{(j)} = 0$ a.s.; or
- $q_1^{(j)}(\boldsymbol{\theta}) = 0$, which by assumption 2 implies that $q_1^{(j)}(\boldsymbol{\theta}^*) = 0 \implies \bar{y}_1^{(j)} = 0$ a.s.; or
- $G_1^{(j,i)}(\boldsymbol{\theta}) = 0$, which by assumption 2 implies $G_1^{(j,i)}(\boldsymbol{\theta}^*) = 0$.

Given, $\bar{y}_1, \tilde{y}_1^{(i)} \sim \sum_{j=1}^m \text{Bin}(\bar{y}_1^{(j)}, G_1^{(j,i)}(\boldsymbol{\theta}^*))$. This means that $\tilde{y}_1^{(i)} = 0$ a.s., and furthermore that $y_1^{(i)} = \tilde{y}_1^{(i)} + \hat{y}_1^{(i)} = 0$ a.s. This completes the proof of (9.36) in the case $t = 1$.

As an induction hypothesis suppose that (9.35) and (9.36) hold at t . We shall show that $\mathbb{P}_n^{\boldsymbol{\theta}^*}(\lambda_{t+1,n}^{(j)}(\boldsymbol{\theta}) = 0) > 0 \implies x_{t+1}^{(j)} = 0$ a.s. Firstly we'll show that, for all $k \in [m]$, $\mathbb{P}_n^{\boldsymbol{\theta}^*}(\bar{\lambda}_{t,n}^{(k)}(\boldsymbol{\theta}) = 0) > 0 \implies \mathbb{P}_n^{\boldsymbol{\theta}^*}(\lambda_{t,n}^{(k)}(\boldsymbol{\theta}) = 0) > 0$ which, by the induction hypothesis, would imply $x_t^{(k)} = 0$ a.s. Suppose that for some $k \in [m]$, $\mathbb{P}_n^{\boldsymbol{\theta}^*}(\bar{\lambda}_{t,n}^{(k)}(\boldsymbol{\theta}) = 0) > 0$, i.e.,

$$\mathbb{P}_n^{\boldsymbol{\theta}^*} \left((1 - q_t^{(k)}(\boldsymbol{\theta})) \lambda_{t,n}^{(k)}(\boldsymbol{\theta}) + \sum_{j=1}^m y_t^{(j)} \frac{\lambda_{t,n}^{(k)}(\boldsymbol{\theta}) q_t^{(k)}(\boldsymbol{\theta}) G_t^{(k,j)}(\boldsymbol{\theta})}{\mu_{t,n}^{(j)}(\boldsymbol{\theta})} = 0 \right) > 0.$$

Firstly, $\bar{\lambda}_{t,n}^{(k)}(\boldsymbol{\theta})$ is almost surely well defined by the induction hypothesis, since the event $\mu_{t,n}^{(j)}(\boldsymbol{\theta}) = 0$ and $y_t^{(j)} > 0$ has probability 0 for each $j \in [m]$. Now if the above displayed inequality holds we must have that either:

- $q_t^{(k)}(\boldsymbol{\theta}) < 1$, in which case we must have $\mathbb{P}_n^{\boldsymbol{\theta}^*}(\lambda_{t,n}^{(k)}(\boldsymbol{\theta}) = 0) > 0$; or
- $q_t^{(k)}(\boldsymbol{\theta}) = 1$, in which case we must have $\mathbb{P}_n^{\boldsymbol{\theta}^*}(\lambda_{t,n}^{(k)}(\boldsymbol{\theta}) G_t^{(k,j)}(\boldsymbol{\theta}) = 0) > 0$ for all j so that the sum is equal to 0 with positive probability, and since \mathbf{G}_t is row-stochastic matrix, there must exist a $j \in [m]$ such that $G_t^{(k,j)}(\boldsymbol{\theta}) > 0$, hence $\mathbb{P}_n^{\boldsymbol{\theta}^*}(\lambda_{t,n}^{(k)}(\boldsymbol{\theta}) = 0) > 0$.

We have thus shown $\mathbb{P}_n^{\boldsymbol{\theta}^*}(\bar{\lambda}_{t,n}^{(k)}(\boldsymbol{\theta}) = 0) > 0 \implies \mathbb{P}_n^{\boldsymbol{\theta}^*}(\lambda_{t,n}^{(k)}(\boldsymbol{\theta}) = 0) > 0$ which by the induction hypothesis implies $x_t^{(k)} = 0$ a.s. so that further $\bar{x}_t^{(k)} = 0$ a.s. Now if for some $j \in [m]$, $\mathbb{P}_n^{\boldsymbol{\theta}^*}(\lambda_{t+1,n}^{(j)}(\boldsymbol{\theta}) = 0) > 0$, i.e.,

$$\mathbb{P}_n^{\boldsymbol{\theta}^*} \left(\sum_{k=1}^m \bar{\lambda}_{t,n}^{(k)}(\boldsymbol{\theta}) \delta_{t+1}^{(k)}(\boldsymbol{\theta}) K_{t+1,\boldsymbol{\eta}(\bar{\lambda}_{t,n}(\boldsymbol{\theta}) \odot \delta_{t+1}(\boldsymbol{\theta}))}^{(k,j)}(\boldsymbol{\theta}) + \alpha_{t+1,n}^{(j)}(\boldsymbol{\theta}) = 0 \right) > 0,$$

then $\alpha_{t+1,n}^{(j)}(\boldsymbol{\theta}) = 0$, which by assumption 2 implies $\alpha_{t+1,n}^{(j)}(\boldsymbol{\theta}^*) = 0$, hence $\hat{x}_t^{(j)} = 0$ a.s. Furthermore, for all $k \in [m]$ we must have that either:

- $\mathbb{P}_n^{\boldsymbol{\theta}^*}(\bar{\lambda}_{t,n}^{(k)}(\boldsymbol{\theta}) = 0) > 0$, which implies $x_t^{(k)} = 0$ a.s. $\implies \bar{x}_t^{(k)} = 0$ a.s.; or
- $\delta_{t+1}^{(k)}(\boldsymbol{\theta}) = 0$, which by assumption 2 implies $\delta_{t+1}^{(k)}(\boldsymbol{\theta}^*) = 0 \implies \bar{x}_t^{(k)} = 0$ a.s.; or
- $\mathbb{P}_n^{\boldsymbol{\theta}^*}(K_{t+1,\boldsymbol{\eta}(\bar{\lambda}_{t,n}(\boldsymbol{\theta}) \odot \delta_{t+1}(\boldsymbol{\theta}))}^{(k,j)}(\boldsymbol{\theta}) > 0)$. We claim this implies that $K_{t+1,\boldsymbol{\eta}(\bar{\mathbf{x}}_t)}^{(k,j)}(\boldsymbol{\theta}) = 0$, a.s. Suppose, for contradiction, that $\mathbb{P}_n^{\boldsymbol{\theta}^*}(K_{t+1,\boldsymbol{\eta}(\bar{\lambda}_{t,n}(\boldsymbol{\theta}) \odot \delta_{t+1}(\boldsymbol{\theta}))}^{(k,j)}(\boldsymbol{\theta}) = 0) > 0$ and $\mathbb{P}_n^{\boldsymbol{\theta}^*}(K_{t+1,\boldsymbol{\eta}(\bar{\mathbf{x}}_t)}^{(k,j)}(\boldsymbol{\theta}) > 0) > 0$. Then there exist $E, E' \subseteq \Omega_n$ with $\mathbb{P}_n^{\boldsymbol{\theta}^*}(E) > 0$ and $\mathbb{P}_n^{\boldsymbol{\theta}^*}(E') > 0$ such that for all $\omega \in E$ and all $\omega' \in E'$:

$$K_{t+1,\boldsymbol{\eta}(\bar{\lambda}_{t,n}(\boldsymbol{\theta}, \omega) \odot \delta_{t+1}(\boldsymbol{\theta}))}^{(k,j)}(\boldsymbol{\theta}) = 0 \text{ and } K_{t+1,\boldsymbol{\eta}(\bar{\mathbf{x}}_t(\omega'))}^{(k,j)}(\boldsymbol{\theta}) > 0,$$

which implies:

$$\text{supp} \left(\mathbf{K}_{t+1,\boldsymbol{\eta}(\bar{\lambda}_{t,n}(\boldsymbol{\theta}, \omega) \odot \delta_{t+1}(\boldsymbol{\theta}))}^{(k,\cdot)}(\boldsymbol{\theta}) \right) \not\subseteq \text{supp} \left(\mathbf{K}_{t+1,\boldsymbol{\eta}(\bar{\mathbf{x}}_t(\omega'))}^{(k,\cdot)}(\boldsymbol{\theta}) \right).$$

By assumption 3 this implies:

$$\text{supp}(\bar{\mathbf{x}}_t(\omega')) \not\subseteq \text{supp}(\bar{\lambda}_{t,n}(\boldsymbol{\theta}, \omega) \odot \delta_{t+1}(\boldsymbol{\theta})),$$

i.e. there exists l such that:

$$(\bar{\lambda}_{t,n}(\boldsymbol{\theta}, \omega) \odot \delta_{t+1}(\boldsymbol{\theta}))^{(l)} = 0 \text{ and } (\bar{\mathbf{x}}_t(\omega'))^{(l)} > 0.$$

But since $\mathbb{P}_n^{\boldsymbol{\theta}^*}(E) > 0$ and $\mathbb{P}_n^{\boldsymbol{\theta}^*}(E') > 0$ this implies that:

$$\mathbb{P}_n^{\boldsymbol{\theta}^*}(\bar{\lambda}_{t,n}^{(l)}(\boldsymbol{\theta}) = 0) > 0 \text{ and } \mathbb{P}_n^{\boldsymbol{\theta}^*}(\bar{x}_t^{(l)} > 0) > 0.$$

This contradicts the observation in the first bullet point, hence $K_{t+1,\boldsymbol{\eta}(\bar{\mathbf{x}}_t)}^{(k,j)}(\boldsymbol{\theta}) = 0$ a.s. Then by assumption 2 we have $K_{t+1,\boldsymbol{\eta}(\bar{\mathbf{x}}_t)}^{(k,j)}(\boldsymbol{\theta}^*) = 0$ a.s.

Hence, similarly to the argument used in the case $t = 1$, we must have that $\tilde{x}_{t+1}^{(j)} = 0$ a.s. so that $x_{t+1}^{(j)} = \tilde{x}_{t+1}^{(j)} + \hat{x}_{t+1}^{(j)} = 0$ a.s. Thus (9.35) holds with t replaced by $t + 1$.

It remains to show that (9.36) holds with t replaced by $t + 1$. So suppose that for some $i \in [m]$, $\mathbb{P}_n^{\theta^*}(\mu_{t+1,n}^{(i)}(\theta) = 0) > 0$, i.e.,

$$\mathbb{P}_n^{\theta^*} \left(\sum_{j=1}^m \lambda_{t+1,n}^{(j)}(\theta) q_{t+1}^{(j)}(\theta) G_{t+1}^{(j,i)}(\theta) + \kappa_{t+1,n}^{(i)}(\theta) = 0 \right) > 0,$$

then we must have $\kappa_{t+1,n}^{(i)}(\theta) = 0$ which by assumption 2 implies $\kappa_{t+1,n}^{(i)}(\theta^*) = 0$ hence $\hat{y}_{t+1}^{(i)} = 0$ a.s. Furthermore, for all $j \in [m]$ we must have either:

- $\mathbb{P}_n^{\theta^*}(\lambda_{t+1,n}^{(j)}(\theta) = 0) > 0$, which implies that $x_{t+1}^{(j)} = 0 \implies \bar{y}_{t+1}^{(j)} = 0$ a.s.; or
- $q_{t+1}^{(j)}(\theta) = 0$, which by assumption 2 implies $q_{t+1}^{(j)}(\theta^*) = 0 \implies \bar{y}_{t+1}^{(j)} = 0$ a.s.; or
- $G_{t+1}^{(j,i)}(\theta) = 0$, which by assumption 2 implies $G_{t+1}^{(j,i)}(\theta^*) = 0$.

Hence, using the same reasoning as in the $t = 1$ case, we have $\tilde{y}_{t+1}^{(i)} = 0$ a.s. and furthermore $y_{t+1}^{(i)} = \tilde{y}_{t+1}^{(i)} + \hat{y}_{t+1}^{(i)} = 0$ a.s. This completes the proof of (9.36) with t replaced by $t + 1$. The induction is therefore complete. \square

If $\mu_{t,\infty}^{(i)}(\theta^*, \theta) = 0$ and $\mu_{t,\infty}^{(i)}(\theta^*, \theta^*) > 0$ then $\bar{\lambda}_{t,\infty}(\theta^*, \theta)$ would involve division of a finite number by zero. Lemma 13 establishes that this situation cannot arise.

Lemma 13. *Let assumptions 2 - 4 hold. For any $\theta, \theta' \in \Theta$, $i \in [m]$ and $t \geq 1$,*

$$\mu_{t,\infty}^{(i)}(\theta^*, \theta) = 0 \iff \mu_{t,\infty}^{(i)}(\theta^*, \theta') = 0.$$

Proof. Fix arbitrary $\theta, \theta' \in \Theta$. By symmetry we only need to prove the implication in one direction. We will show that the following two implications hold for all $i, j = 1, \dots, m$ and $t \geq 1$:

$$\lambda_{t,\infty}^{(j)}(\theta^*, \theta) = 0 \implies \lambda_{t,\infty}^{(j)}(\theta^*, \theta') = 0, \quad (9.37)$$

$$\mu_{t,\infty}^{(i)}(\theta^*, \theta) = 0 \implies \mu_{t,\infty}^{(i)}(\theta^*, \theta') = 0. \quad (9.38)$$

For the $t = 1$ case, if $\lambda_{1,\infty}^{(j)}(\theta^*, \theta) = 0$, i.e.,

$$\sum_{k=1}^m \lambda_{0,\infty}^{(k)}(\theta^*, \theta) \delta_1^{(k)}(\theta) K_{1,\eta(\lambda_{0,\infty}(\theta^*, \theta) \odot \delta(\theta))}^{(k,j)}(\theta) + \alpha_{1,\infty}^{(j)}(\theta) = 0,$$

then $\alpha_{1,\infty}^{(j)}(\theta) = 0$ which by assumption 2 implies $\alpha_{1,\infty}^{(j)}(\theta') = 0$. Furthermore, for each $j = 1, \dots, m$ we must have either:

- $\lambda_{0,\infty}^{(k)}(\theta^*, \theta) = \lambda_{0,\infty}^{(k)}(\theta) = 0$, which by assumption 4 implies $\lambda_{0,\infty}^{(k)}(\theta') = 0$; or
- $\delta_1^{(k)}(\theta) = 0$, which by assumption 2 implies $\delta_1^{(k)}(\theta') = 0$; or
- $K_{1,\eta(\lambda_{0,\infty}(\theta^*, \theta) \odot \delta(\theta))}^{(k,j)}(\theta) = 0$, which by assumptions 2, 3, and 4 implies $K_{1,\eta(\lambda_{0,\infty}(\theta^*, \theta') \odot \delta(\theta'))}^{(k,j)}(\theta') = 0$.

Hence we have:

$$\lambda_{1,\infty}^{(j)}(\theta^*, \theta') = \sum_{k=1}^m \lambda_{0,\infty}^{(k)}(\theta^*, \theta') \delta_1^{(k)}(\theta') K_{1,\eta(\lambda_{0,\infty}(\theta^*, \theta') \odot \delta_1(\theta'))}^{(k,j)}(\theta') + \alpha_{1,\infty}^{(j)}(\theta') = 0,$$

so (9.37) holds with $t = 1$. In order to establish (9.38) with $t = 1$, consider

$$\mu_{1,\infty}^{(i)}(\theta^*, \theta) = \sum_{j=1}^m \lambda_{1,\infty}^{(j)}(\theta^*, \theta) q_1^{(j)}(\theta) G_1^{(i,j)}(\theta) + \kappa_{1,\infty}^{(i)}(\theta) = 0,$$

hence $\kappa_{1,\infty}^{(i)}(\theta) = 0$, which by assumption 2 implies $\kappa_{1,\infty}^{(i)}(\theta') = 0$. Furthermore for each $j = 1, \dots, m$ we must have either:

- $\lambda_{1,\infty}^{(j)}(\boldsymbol{\theta}^*, \boldsymbol{\theta}) = 0$, which by the above implies $\lambda_{1,\infty}^{(j)}(\boldsymbol{\theta}^*, \boldsymbol{\theta}') = 0$; or
- $q_1^{(j)}(\boldsymbol{\theta}) = 0$, which by assumption 2 implies $q_1^{(j)}(\boldsymbol{\theta}') = 0$; or
- $G_1^{(i,j)}(\boldsymbol{\theta}) = 0$, which by assumption 2 implies $G_1^{(i,j)}(\boldsymbol{\theta}') = 0$.

Hence:

$$\mu_{1,\infty}^{(i)}(\boldsymbol{\theta}^*, \boldsymbol{\theta}') = \sum_{j=1}^m \lambda_{1,\infty}^{(j)}(\boldsymbol{\theta}^*, \boldsymbol{\theta}') q_1^{(j)}(\boldsymbol{\theta}') G_1^{(i,j)}(\boldsymbol{\theta}') + \kappa_{1,\infty}^{(j)}(\boldsymbol{\theta}') = 0.$$

Thus we have shown that (9.38) holds with $t = 1$.

For the induction hypothesis, assume that (9.37) and (9.38) with hold for some $t \geq 1$. Then for each $k \in [m]$ write:

$$\bar{\lambda}_{t,\infty}^{(k)}(\boldsymbol{\theta}^*, \boldsymbol{\theta}) = (1 - q_t^{(k)}(\boldsymbol{\theta})) \lambda_{t,\infty}^{(k)}(\boldsymbol{\theta}^*, \boldsymbol{\theta}) + \sum_{j=1}^m \mu_{t,\infty}^{(i)}(\boldsymbol{\theta}^*, \boldsymbol{\theta}^*) \frac{\lambda_{t,\infty}^{(k)}(\boldsymbol{\theta}^*, \boldsymbol{\theta}) q_t^{(k)}(\boldsymbol{\theta}) G_t^{(k,j)}(\boldsymbol{\theta})}{\mu_{t,\infty}^{(i)}(\boldsymbol{\theta}^*, \boldsymbol{\theta})} = 0.$$

This is well defined by the induction hypothesis choosing $\boldsymbol{\theta}' = \boldsymbol{\theta}^*$. Furthermore, we must have either:

- $q_t^{(k)}(\boldsymbol{\theta}) < 1$, in which case we must have $\lambda_{t,\infty}^{(k)}(\boldsymbol{\theta}^*, \boldsymbol{\theta}) = 0 \implies \lambda_{t,\infty}^{(k)}(\boldsymbol{\theta}^*, \boldsymbol{\theta}') = 0$; or
- $q_t^{(k)}(\boldsymbol{\theta}) = 1$, in which case we must have $\lambda_{t,\infty}^{(k)}(\boldsymbol{\theta}^*, \boldsymbol{\theta}) G_t^{(k,j)}(\boldsymbol{\theta}) = 0$ a.s. for all j so that the sum is equal to 0. Since \mathbf{G}_t is row-stochastic matrix, we know there must exist a $j \in [m]$ such that $G_t^{(k,j)}(\boldsymbol{\theta}) > 0$ and so we must have $\lambda_{t,\infty}^{(k)}(\boldsymbol{\theta}^*, \boldsymbol{\theta}) = 0 \implies \lambda_{t,\infty}^{(k)}(\boldsymbol{\theta}^*, \boldsymbol{\theta}') = 0$.

So we have $\bar{\lambda}_{t,\infty}^{(k)}(\boldsymbol{\theta}^*, \boldsymbol{\theta}) = 0 \implies \lambda_{t,\infty}^{(k)}(\boldsymbol{\theta}^*, \boldsymbol{\theta}') = 0$, indeed the reverse implication is also true by definition of $\bar{\lambda}_{t,\infty}^{(k)}(\boldsymbol{\theta}^*, \boldsymbol{\theta})$. Now consider

$$\lambda_{t+1,\infty}^{(j)}(\boldsymbol{\theta}^*, \boldsymbol{\theta}) = \sum_{k=1}^m \bar{\lambda}_{t,\infty}^{(k)}(\boldsymbol{\theta}^*, \boldsymbol{\theta}) \delta_{t+1}^{(k)}(\boldsymbol{\theta}) K_{1,\eta(\bar{\lambda}_{t,\infty}^{(k)}(\boldsymbol{\theta}^*, \boldsymbol{\theta}) \odot \delta_{t+1}(\boldsymbol{\theta}))}^{(k,j)}(\boldsymbol{\theta}) + \alpha_{t+1,\infty}^{(j)}(\boldsymbol{\theta}) = 0,$$

then $\alpha_{t+1,\infty}^{(j)}(\boldsymbol{\theta}) = \alpha_{t+1,\infty}^{(j)}(\boldsymbol{\theta}') = 0$ and for all $k = 1, \dots, m$ we must have either:

- $\bar{\lambda}_{t,\infty}^{(k)}(\boldsymbol{\theta}^*, \boldsymbol{\theta}) = 0$, which implies by the above that $\lambda_{t,\infty}^{(k)}(\boldsymbol{\theta}^*, \boldsymbol{\theta}) = 0 \implies \lambda_{t,\infty}^{(k)}(\boldsymbol{\theta}^*, \boldsymbol{\theta}') = 0 \implies \bar{\lambda}_{t,\infty}^{(k)}(\boldsymbol{\theta}^*, \boldsymbol{\theta}')$; or
- $\delta_{t+1}^{(k)}(\boldsymbol{\theta}) = 0$, which by assumption 2 that $\delta_{t+1}^{(k)}(\boldsymbol{\theta}') = 0$; or
- $K_{1,\eta(\bar{\lambda}_{t,\infty}^{(k)}(\boldsymbol{\theta}^*, \boldsymbol{\theta}) \odot \delta_{t+1}(\boldsymbol{\theta}))}^{(k,j)}(\boldsymbol{\theta}) = 0$ which by assumptions 2, 3, and the induction hypothesis implies $K_{1,\eta(\bar{\lambda}_{t,\infty}^{(k)}(\boldsymbol{\theta}^*, \boldsymbol{\theta}') \odot \delta_{t+1}(\boldsymbol{\theta}'))}^{(k,j)}(\boldsymbol{\theta}') = 0$.

Hence

$$\lambda_{t+1,\infty}^{(j)}(\boldsymbol{\theta}^*, \boldsymbol{\theta}') = \sum_{k=1}^m \bar{\lambda}_{t,\infty}^{(k)}(\boldsymbol{\theta}^*, \boldsymbol{\theta}') \delta_{t+1}^{(k)}(\boldsymbol{\theta}') K_{1,\eta(\bar{\lambda}_{t,\infty}^{(k)}(\boldsymbol{\theta}^*, \boldsymbol{\theta}') \odot \delta_{t+1}(\boldsymbol{\theta}'))}^{(k,j)}(\boldsymbol{\theta}') + \alpha_{t+1,\infty}^{(j)}(\boldsymbol{\theta}') = 0.$$

Now, if for some $i \in [m]$:

$$\mu_{t+1,\infty}^{(i)}(\boldsymbol{\theta}^*, \boldsymbol{\theta}) = \sum_{j=1}^m \lambda_{t+1,\infty}^{(j)}(\boldsymbol{\theta}^*, \boldsymbol{\theta}) q_{t+1}^{(j)}(\boldsymbol{\theta}) G_{t+1}^{(j,i)}(\boldsymbol{\theta}) + \kappa_{t+1,\infty}^{(i)}(\boldsymbol{\theta}) = 0,$$

then $\kappa_{t+1,\infty}^{(i)}(\boldsymbol{\theta}) = 0$, which by assumption 2 implies $\kappa_{t+1,\infty}^{(i)}(\boldsymbol{\theta}') = 0$ and for all $j = 1, \dots, m$ we have either:

- $\lambda_{t+1,\infty}^{(j)}(\boldsymbol{\theta}^*, \boldsymbol{\theta}) = 0$, which by the above implies $\lambda_{t+1,\infty}^{(j)}(\boldsymbol{\theta}^*, \boldsymbol{\theta}') = 0$; or
- $q_{t+1}^{(j)}(\boldsymbol{\theta}) = 0$, which by assumption 2 implies $q_{t+1}^{(j)}(\boldsymbol{\theta}') = 0$; or

- $G_{t+1}^{(j,i)}(\boldsymbol{\theta}) = 0$, which by assumption 2 implies $G_{t+1}^{(j,i)}(\boldsymbol{\theta}') = 0$.

Hence

$$\mu_{t+1,\infty}^{(i)}(\boldsymbol{\theta}^*, \boldsymbol{\theta}') = \sum_{j=1}^m \lambda_{t+1,\infty}^{(j)}(\boldsymbol{\theta}^*, \boldsymbol{\theta}') q_{t+1}^{(j)}(\boldsymbol{\theta}') G_{t+1}^{(i,j)}(\boldsymbol{\theta}') + \kappa_{t+1,\infty}^{(i)}(\boldsymbol{\theta}') = 0, \quad (9.39)$$

and the inductive proof is complete. \square

The following lemma will be used in the proof of lemma 5.

Lemma 14. *Let assumptions 2- 4. For all $\boldsymbol{\theta} \in \Theta$, $n \in \mathbb{N}$, and $i \in [m]$:*

$$\mu_{t,\infty}^{(i)}(\boldsymbol{\theta}^*, \boldsymbol{\theta}) = 0 \implies \mu_{t,n}^{(i)}(\boldsymbol{\theta}) = 0, \quad \mathbb{P}_n^{\boldsymbol{\theta}^*} \text{-a.s. for all } t \geq 1.$$

Proof. Fix arbitrary $\boldsymbol{\theta} \in \Theta$ and $n \in \mathbb{N}$. All almost sure statements in the proof are made with respect to $\mathbb{P}_n^{\boldsymbol{\theta}^*}$. We will show by induction that the following two implications hold for all $t \geq 1$ and $i, j \in [m]$.

$$\lambda_{t,\infty}^{(j)}(\boldsymbol{\theta}^*, \boldsymbol{\theta}) = 0 \implies \lambda_{t,n}^{(j)}(\boldsymbol{\theta}) = 0 \quad \text{a.s.}, \quad (9.40)$$

$$\mu_{t,\infty}^{(i)}(\boldsymbol{\theta}^*, \boldsymbol{\theta}) = 0 \implies \mu_{t,n}^{(i)}(\boldsymbol{\theta}) = 0, \quad \text{a.s.} \quad (9.41)$$

For $t = 1$ consider:

$$\lambda_{1,\infty}^{(j)}(\boldsymbol{\theta}^*, \boldsymbol{\theta}) = \sum_{k=1}^m \bar{\lambda}_{0,\infty}^{(k)}(\boldsymbol{\theta}^*, \boldsymbol{\theta}) \delta_1^{(k)}(\boldsymbol{\theta}) K_{1,\eta(\lambda_{0,\infty}(\boldsymbol{\theta}^*, \boldsymbol{\theta}) \odot \delta_1(\boldsymbol{\theta}))}^{(k,j)}(\boldsymbol{\theta}) + \alpha_{1,\infty}^{(j)}(\boldsymbol{\theta}) = 0,$$

then $\alpha_{1,\infty}^{(j)}(\boldsymbol{\theta}) = 0$ which by assumption 2 implies $\alpha_{1,n}^{(j)}(\boldsymbol{\theta}) = 0$, and for all $j = 1, \dots, m$ we must have either:

- $\bar{\lambda}_{0,\infty}^{(k)}(\boldsymbol{\theta}^*, \boldsymbol{\theta}) = \lambda_{0,\infty}^{(k)}(\boldsymbol{\theta}) = 0$, which by assumption 4 implies $\lambda_{0,n}^{(k)}(\boldsymbol{\theta}) = 0$; or
- $\delta_1^{(k)}(\boldsymbol{\theta}) = 0$; or
- $K_{1,\eta(\lambda_{0,\infty}(\boldsymbol{\theta}^*, \boldsymbol{\theta}) \odot \delta_1(\boldsymbol{\theta}))}^{(k,j)}(\boldsymbol{\theta}) = 0$ which by assumptions 3 and 4 implies $K_{1,\eta(\lambda_{0,n}(\boldsymbol{\theta}^*, \boldsymbol{\theta}) \odot \delta_1(\boldsymbol{\theta}))}^{(k,j)}(\boldsymbol{\theta}) = 0$.

Hence we have:

$$\lambda_{1,n}^{(j)}(\boldsymbol{\theta}) = \sum_{k=1}^m \lambda_{0,n}^{(k)}(\boldsymbol{\theta}') \delta_1^{(k)}(\boldsymbol{\theta}') K_{1,\eta(\lambda_{0,n}(\boldsymbol{\theta}') \odot \delta_1(\boldsymbol{\theta}'))}^{(k,j)}(\boldsymbol{\theta}') + \alpha_{1,n}^{(j)}(\boldsymbol{\theta}') = 0, \quad \text{a.s.}$$

Now consider:

$$\mu_{1,\infty}^{(i)}(\boldsymbol{\theta}^*, \boldsymbol{\theta}) = \sum_{j=1}^m \lambda_{1,\infty}^{(j)}(\boldsymbol{\theta}^*, \boldsymbol{\theta}) q_1^{(j)}(\boldsymbol{\theta}) G_1^{(i,j)}(\boldsymbol{\theta}) + \kappa_{1,\infty}^{(i)}(\boldsymbol{\theta}) = 0,$$

then $\kappa_{1,\infty}^{(i)}(\boldsymbol{\theta}) = 0$, which by assumption 2 implies $\kappa_{1,n}^{(i)}(\boldsymbol{\theta}) = 0$, furthermore for all $j \in [m]$ we must have either:

- $\lambda_{1,\infty}^{(j)}(\boldsymbol{\theta}^*, \boldsymbol{\theta}) = 0$, which by the above implies $\lambda_{1,n}^{(j)}(\boldsymbol{\theta}') = 0 \quad \mathbb{P}^{\boldsymbol{\theta}^*} \text{ a.s.};$ or
- $q_1^{(j)}(\boldsymbol{\theta}) = 0$; or
- $G_1^{(i,j)}(\boldsymbol{\theta}) = 0$.

Hence:

$$\mu_{1,n}^{(i)}(\boldsymbol{\theta}) = \sum_{j=1}^m \lambda_{1,n}^{(j)}(\boldsymbol{\theta}) q_1^{(j)}(\boldsymbol{\theta}) G_1^{(i,j)}(\boldsymbol{\theta}) + \kappa_{1,n}^{(i)}(\boldsymbol{\theta}) = 0.$$

For the induction hypothesis, assume (9.40) and (9.41) hold. Then for each $k \in [m]$,

$$\bar{\lambda}_{t,\infty}^{(k)}(\boldsymbol{\theta}^*, \boldsymbol{\theta}) = (1 - q_t^{(k)}(\boldsymbol{\theta})) \lambda_{t,\infty}^{(k)}(\boldsymbol{\theta}^*, \boldsymbol{\theta}) + \sum_{j=1}^m \mu_{t,\infty}^{(i)}(\boldsymbol{\theta}^*, \boldsymbol{\theta}^*) \frac{\lambda_{t,\infty}^{(k)}(\boldsymbol{\theta}^*, \boldsymbol{\theta}) q_t^{(k)}(\boldsymbol{\theta}) G_t^{(k,j)}(\boldsymbol{\theta})}{\mu_{t,\infty}^{(i)}(\boldsymbol{\theta}^*, \boldsymbol{\theta})} = 0.$$

This is well defined by the induction hypothesis. Furthermore, in order for this equality with zero to hold we must have either:

- $q_t^{(k)}(\boldsymbol{\theta}) < 1$, in which case we must have $\lambda_{t,\infty}^{(k)}(\boldsymbol{\theta}^*, \boldsymbol{\theta}) = 0$ which by the induction hypothesis implies $\lambda_{t,n}^{(k)}(\boldsymbol{\theta}) = 0$ a.s.; or
- $q_t^{(k)}(\boldsymbol{\theta}) = 1$, in which case we must have $\lambda_{t,\infty}^{(k)}(\boldsymbol{\theta}^*, \boldsymbol{\theta}) G_t^{(k,j)}(\boldsymbol{\theta}) = 0$ a.s. for all j so that the sum is equal to 0. Since \mathbf{G}_t is row-stochastic matrix, we know there must exist a $j \in [m]$ such that $G_t^{(k,j)}(\boldsymbol{\theta}) > 0$ and so we must have $\lambda_{t,\infty}^{(k)}(\boldsymbol{\theta}^*, \boldsymbol{\theta}) = 0$ which by the induction hypothesis implies $\lambda_{t,n}^{(k)}(\boldsymbol{\theta}) = 0$ a.s.

So we have $\bar{\lambda}_{t,\infty}^{(k)}(\boldsymbol{\theta}^*, \boldsymbol{\theta}) = 0 \implies \lambda_{t,n}^{(k)}(\boldsymbol{\theta}) = 0$ a.s., furthermore $\lambda_{t,n}^{(k)}(\boldsymbol{\theta}) = 0$ a.s. $\implies \bar{\lambda}_{t,n}^{(k)}(\boldsymbol{\theta}) = 0$ a.s.. Now if for some $j \in [m]$:

$$\lambda_{t+1,\infty}^{(j)}(\boldsymbol{\theta}^*, \boldsymbol{\theta}) = \sum_{k=1}^m \bar{\lambda}_{t,\infty}^{(k)}(\boldsymbol{\theta}^*, \boldsymbol{\theta}) \delta_{t+1}^{(k)}(\boldsymbol{\theta}) K_{1,\eta(\bar{\lambda}_{t,\infty}(\boldsymbol{\theta}^*, \boldsymbol{\theta}) \odot \delta_{t+1}(\boldsymbol{\theta}))}^{(k,j)}(\boldsymbol{\theta}) + \alpha_{t+1,\infty}^{(j)}(\boldsymbol{\theta}) = 0, \quad (9.42)$$

then $\alpha_{t+1,\infty}^{(j)}(\boldsymbol{\theta}) = 0$ which by assumption 2 implies $\alpha_{t+1,n}^{(j)}(\boldsymbol{\theta}) = 0$ and for each $k = 1, \dots, m$ we must have either:

- $\bar{\lambda}_{t,\infty}^{(k)}(\boldsymbol{\theta}^*, \boldsymbol{\theta}) = 0$, which we have already shown implies $\lambda_{t,n}^{(k)}(\boldsymbol{\theta}) = 0$ a.s. $\implies \bar{\lambda}_{t,n}^{(k)}(\boldsymbol{\theta}) = 0$ a.s.; or
- $\delta_{t+1}^{(k)}(\boldsymbol{\theta}) = 0$; or
- $K_{1,\eta(\bar{\lambda}_{t,\infty}(\boldsymbol{\theta}^*, \boldsymbol{\theta}) \odot \delta_{t+1}(\boldsymbol{\theta}))}^{(k,j)}(\boldsymbol{\theta}) = 0$, which together with assumption 3 implies $K_{1,\eta(\bar{\lambda}_{t,n}(\boldsymbol{\theta}) \odot \delta_{t+1}(\boldsymbol{\theta}))}^{(k,j)}(\boldsymbol{\theta}) = 0$.

Hence

$$\lambda_{t+1,n}^{(j)}(\boldsymbol{\theta}) = \sum_{k=1}^m \bar{\lambda}_{t,n}^{(k)}(\boldsymbol{\theta}) \delta_{t+1}^{(k)}(\boldsymbol{\theta}) K_{1,\eta(\bar{\lambda}_{t,n}(\boldsymbol{\theta}) \odot \delta_{t+1}(\boldsymbol{\theta}))}^{(k,j)}(\boldsymbol{\theta}) + \alpha_{t+1,n}^{(j)}(\boldsymbol{\theta}) = 0 \quad a.s.$$

Now, if

$$\mu_{t+1,\infty}^{(i)}(\boldsymbol{\theta}^*, \boldsymbol{\theta}) = \sum_{j=1}^m \lambda_{t+1,\infty}^{(j)}(\boldsymbol{\theta}^*, \boldsymbol{\theta}) q_{t+1}^{(j)}(\boldsymbol{\theta}) G_{t+1}^{(k,j)}(\boldsymbol{\theta}) + \kappa_{t+1,\infty}^{(i)}(\boldsymbol{\theta}) = 0,$$

then $\kappa_{t+1,\infty}^{(i)}(\boldsymbol{\theta}) = 0$ which by assumption 4 implies $\kappa_{t+1,n}^{(i)}(\boldsymbol{\theta}) = 0$ and for all $j = 1, \dots, m$ we have either:

- $\lambda_{t+1,\infty}^{(j)}(\boldsymbol{\theta}^*, \boldsymbol{\theta}) = 0$, which implies $\lambda_{t+1,n}^{(j)}(\boldsymbol{\theta}) = 0$ a.s.; or
- $q_{t+1}^{(j)}(\boldsymbol{\theta}) = 0$; or
- $G_{t+1}^{(k,j)}(\boldsymbol{\theta}) = 0$.

Hence

$$\mu_{t+1,n}^{(i)}(\boldsymbol{\theta}) = \sum_{j=1}^m \lambda_{t+1,n}^{(j)}(\boldsymbol{\theta}) q_{t+1}^{(j)}(\boldsymbol{\theta}) G_{t+1}^{(k,j)}(\boldsymbol{\theta}) + \kappa_{t+1,n}^{(i)}(\boldsymbol{\theta}) = 0 \quad a.s.,$$

and the inductive proof is complete. □

Proof of Proposition 3. Fix any $\boldsymbol{\theta} \in \Theta$. We proceed by induction to show that for all $t \geq 1$,

$$n^{-1} \bar{\lambda}_{t,n}(\boldsymbol{\theta}) \xrightarrow[a.s.]{\boldsymbol{\theta}^*} \bar{\lambda}_{t,\infty}(\boldsymbol{\theta}^*, \boldsymbol{\theta}),$$

with the other claims of the proposition proved along the way.

Using assumption 4 we have:

$$n^{-1} \bar{\lambda}_{0,n}(\boldsymbol{\theta}) = n^{-1} \lambda_{0,n}(\boldsymbol{\theta}) \xrightarrow[a.s.]{\boldsymbol{\theta}^*} \lambda_{0,\infty}(\boldsymbol{\theta}) = \lambda_{0,\infty}(\boldsymbol{\theta}^*, \boldsymbol{\theta}).$$

Now, for $t \geq 1$ assume that $n^{-1}\bar{\lambda}_{t-1,n}(\boldsymbol{\theta}) \xrightarrow[a.s.]{\boldsymbol{\theta}^*} \bar{\lambda}_{t-1,\infty}(\boldsymbol{\theta}^*, \boldsymbol{\theta})$. We have:

$$\begin{aligned} n^{-1}\boldsymbol{\lambda}_{t,n}(\boldsymbol{\theta}) &= \left[(n^{-1}\bar{\lambda}_{t-1,n}(\boldsymbol{\theta}) \odot \boldsymbol{\delta}_t(\boldsymbol{\theta}))^\top \mathbf{K}_{t,\eta(\bar{\lambda}_{t-1,n}(\boldsymbol{\theta}) \odot \boldsymbol{\delta}_t(\boldsymbol{\theta}))} \right]^\top + n^{-1}\boldsymbol{\alpha}_{t,n}(\boldsymbol{\theta}) \\ &\xrightarrow[a.s.]{\boldsymbol{\theta}^*} \left[(\bar{\lambda}_{t-1,\infty}(\boldsymbol{\theta}^*, \boldsymbol{\theta}) \odot \boldsymbol{\delta}_t(\boldsymbol{\theta}))^\top \mathbf{K}_{t,\eta(\bar{\lambda}_{t-1,\infty}(\boldsymbol{\theta}^*, \boldsymbol{\theta}) \odot \boldsymbol{\delta}_t(\boldsymbol{\theta}))} \right]^\top + \boldsymbol{\alpha}_{t,\infty}(\boldsymbol{\theta}) \\ &= \boldsymbol{\lambda}_{t,\infty}^*(\boldsymbol{\theta}^*, \boldsymbol{\theta}), \end{aligned}$$

by the continuous mapping theorem (CMT) and assumptions 2 and 3. A further application of the CMT and assumption 2 yields:

$$\begin{aligned} n^{-1}\boldsymbol{\mu}_{t,n}(\boldsymbol{\theta}) &= \left[(n^{-1}\boldsymbol{\lambda}_{t,n}(\boldsymbol{\theta}) \odot \mathbf{q}_t(\boldsymbol{\theta}))^\top \mathbf{G}_t(\boldsymbol{\theta}) \right]^\top + n^{-1}\boldsymbol{\kappa}_{t,n}(\boldsymbol{\theta}) \\ &\xrightarrow[a.s.]{\boldsymbol{\theta}^*} \left[(\boldsymbol{\lambda}_{t,\infty}(\boldsymbol{\theta}^*, \boldsymbol{\theta}) \odot \mathbf{q}_t(\boldsymbol{\theta}))^\top \mathbf{G}_t(\boldsymbol{\theta}) \right]^\top + \boldsymbol{\kappa}_{t,\infty}(\boldsymbol{\theta}) \\ &= \boldsymbol{\mu}_{t,\infty}(\boldsymbol{\theta}^*, \boldsymbol{\theta}) \end{aligned}$$

Recalling from remark 1 that $n^{-1}\mathbf{y}_t \xrightarrow[a.s.]{\boldsymbol{\theta}^*} \boldsymbol{\mu}_{t,\infty}(\boldsymbol{\theta}^*, \boldsymbol{\theta}^*)$ and applying the CMT, we have:

$$\begin{aligned} n^{-1}\bar{\lambda}_{t,n}(\boldsymbol{\theta}) &= \left[\mathbf{1}_m - \mathbf{q}_t(\boldsymbol{\theta}) \right. \\ &\quad \left. + \left([n^{-1}\mathbf{y}_t \odot n^{-1}\boldsymbol{\mu}_{t,n}(\boldsymbol{\theta})]^\top ([\mathbf{1}_m \otimes \mathbf{q}_t(\boldsymbol{\theta})] \odot \mathbf{G}_t(\boldsymbol{\theta})^\top)^\top \right) \right] \odot n^{-1}\boldsymbol{\lambda}_{t,n}(\boldsymbol{\theta}) \\ &\xrightarrow[a.s.]{\boldsymbol{\theta}^*} \left[\mathbf{1}_m - \mathbf{q}_t(\boldsymbol{\theta}) \right. \\ &\quad \left. + \left([\boldsymbol{\mu}_{t,\infty}(\boldsymbol{\theta}^*, \boldsymbol{\theta}^*) \odot \boldsymbol{\mu}_{t,\infty}(\boldsymbol{\theta}^*, \boldsymbol{\theta})]^\top ([\mathbf{1}_m \otimes \mathbf{q}_t(\boldsymbol{\theta})] \odot \mathbf{G}_t(\boldsymbol{\theta})^\top)^\top \right) \right] \odot \boldsymbol{\lambda}_{t,\infty}(\boldsymbol{\theta}^*, \boldsymbol{\theta}) \\ &= \bar{\lambda}_{t,\infty}(\boldsymbol{\theta}^*, \boldsymbol{\theta}) \end{aligned}$$

We note this limit is almost surely well defined since by lemma 13 for any $i \in [m]$,

$$\mu_{i,\infty}^{(i)}(\boldsymbol{\theta}^*, \boldsymbol{\theta}^*) = 0 \iff \mu_{i,\infty}^{(i)}(\boldsymbol{\theta}^*, \boldsymbol{\theta}) = 0$$

and by lemma 12 if $\mu_{t,n}^{(i)}(\boldsymbol{\theta}) = 0$ with positive probability then $y_t = 0$, $\mathbb{P}_n^{\boldsymbol{\theta}^*}$ -a.s. In both these cases we are working under the convention $\frac{0}{0} := 0$. \square

9.2.2 Case (II)

Define:

$$\bar{\lambda}_{0,\infty}(\boldsymbol{\theta}^*, \boldsymbol{\theta}) := \boldsymbol{\lambda}_{0,\infty}(\boldsymbol{\theta}), \quad (9.43)$$

and for $r = 1, \dots, R$ and $t = \tau_{r-1} + 1, \dots, \tau_r - 1$,

$$\begin{aligned} \boldsymbol{\Lambda}_{t,\infty}(\boldsymbol{\theta}^*, \boldsymbol{\theta}) &:= (\bar{\lambda}_{\tau_r-1,\infty}(\boldsymbol{\theta}^*, \boldsymbol{\theta}) \otimes \mathbf{1}_m) \odot \mathbf{K}_{t,\eta(\bar{\lambda}_{\tau_r-1,\infty}(\boldsymbol{\theta}^*, \boldsymbol{\theta}))}(\boldsymbol{\theta}^*, \boldsymbol{\theta}), \\ \bar{\lambda}_{t,\infty}(\boldsymbol{\theta}^*, \boldsymbol{\theta}) &:= (\mathbf{1}_m^\top \boldsymbol{\Lambda}_{t,\infty}(\boldsymbol{\theta}^*, \boldsymbol{\theta}))^\top, \end{aligned}$$

and

$$\begin{aligned} \boldsymbol{\Lambda}_{\tau_r,\infty}(\boldsymbol{\theta}^*, \boldsymbol{\theta}) &:= (\bar{\lambda}_{\tau_r-1,\infty}(\boldsymbol{\theta}^*, \boldsymbol{\theta}) \otimes \mathbf{1}_m) \odot \mathbf{K}_{\tau_r,\eta(\bar{\lambda}_{\tau_r-1,\infty}(\boldsymbol{\theta}^*, \boldsymbol{\theta}))}(\boldsymbol{\theta}), \\ \mathbf{M}_{r,\infty}(\boldsymbol{\theta}^*, \boldsymbol{\theta}) &:= \sum_{s=\tau_{r-1}+1}^{\tau_r} \boldsymbol{\Lambda}_{s,\infty}(\boldsymbol{\theta}^*, \boldsymbol{\theta}) \odot \mathbf{Q}_s(\boldsymbol{\theta}), \\ \bar{\boldsymbol{\Lambda}}_{\tau_r,\infty}(\boldsymbol{\theta}^*, \boldsymbol{\theta}) &:= [\mathbf{1}_m \otimes \mathbf{1}_m - \mathbf{Q}_{\tau_r}(\boldsymbol{\theta})] \odot \boldsymbol{\Lambda}_{\tau_r}(\boldsymbol{\theta}^*, \boldsymbol{\theta}) \\ &\quad + [\mathbf{M}_{r,\infty}(\boldsymbol{\theta}^*, \boldsymbol{\theta}^*) \odot \mathbf{M}_{r,\infty}(\boldsymbol{\theta}^*, \boldsymbol{\theta})] \odot [\boldsymbol{\Lambda}_{\tau_r,\infty}(\boldsymbol{\theta}^*, \boldsymbol{\theta}) \odot \mathbf{Q}_{\tau_r}(\boldsymbol{\theta})], \\ \bar{\lambda}_{\tau_r,\infty}(\boldsymbol{\theta}^*, \boldsymbol{\theta}) &:= (\mathbf{1}_m^\top \bar{\boldsymbol{\Lambda}}_{\tau_r,\infty}(\boldsymbol{\theta}^*, \boldsymbol{\theta}))^\top. \end{aligned} \quad (9.44)$$

where if we encounter 0/0 in the element-wise division operation we set the entry to 0 by convention. The main result of section 9.2.2 is proposition 4 concerning the convergence to the above of the associated finite- n quantities computed using algorithm 3.

Proposition 4. Let assumptions 2 - 4 hold. For any $\boldsymbol{\theta} \in \Theta$ and $r = 1, \dots, R$:

$$\begin{aligned} n^{-1} \mathbf{M}_{r,n}(\boldsymbol{\theta}) &\xrightarrow[a.s.]{\boldsymbol{\theta}^*} \mathbf{M}_{r,\infty}(\boldsymbol{\theta}^*, \boldsymbol{\theta}), \\ n^{-1} \boldsymbol{\Lambda}_{t,n}(\boldsymbol{\theta}) &\xrightarrow[a.s.]{\boldsymbol{\theta}^*} \boldsymbol{\Lambda}_{t,\infty}(\boldsymbol{\theta}^*, \boldsymbol{\theta}), \end{aligned}$$

The proof is postponed until later in section 9.2.2.

Remark 2. Similarly to properties of case (I) pointed out in remark 1, by writing out the above definitions it can be checked that $\mathbf{N}_t(\boldsymbol{\theta}^*) = \boldsymbol{\Lambda}_{t,\infty}(\boldsymbol{\theta}^*, \boldsymbol{\theta}^*)$, thus $n^{-1} \mathbf{Z}_t \xrightarrow[a.s.]{\boldsymbol{\theta}^*} \boldsymbol{\Lambda}_{t,\infty}(\boldsymbol{\theta}^*, \boldsymbol{\theta}^*)$; and that $\mathbf{M}_{r,\infty}(\boldsymbol{\theta}^*, \boldsymbol{\theta}^*)$ is equal to the right hand side of (9.32), thus $n^{-1} \bar{\mathbf{Y}}_r \xrightarrow[a.s.]{\boldsymbol{\theta}^*} \mathbf{M}_{r,\infty}(\boldsymbol{\theta}^*, \boldsymbol{\theta}^*)$.

Similarly to as in section 9.2.1, in order to prove proposition 4 we need to check that certain quantities are almost surely well defined. For the update step of algorithm 3 to be $\mathbb{P}^{\boldsymbol{\theta}^*}$ -a.s. well defined for all $\boldsymbol{\theta} \in \Theta$ we need that if $M_{r,n}^{(i,j)}(\boldsymbol{\theta}) = 0$ occurs with positive probability then $\bar{Y}_r^{(i,j)} = 0$ $\mathbb{P}^{\boldsymbol{\theta}^*}$ -a.s. This is established in the following lemma.

Lemma 15. Let assumptions 2 - 4 hold. For any $\boldsymbol{\theta} \in \Theta$, $n \in \mathbb{N}$, $(i, j) \in [m]^2$ and $r = 1, \dots, R$:

$$\mathbb{P}_n^{\boldsymbol{\theta}^*} \left(M_{r,n}^{(i,j)}(\boldsymbol{\theta}) = 0 \right) > 0 \implies \bar{Y}_r^{(i,j)} = 0, \quad \mathbb{P}_n^{\boldsymbol{\theta}^*} \text{ a.s.}$$

Proof. Fix arbitrary $\boldsymbol{\theta} \in \Theta$ and $n \in \mathbb{N}$. All almost sure statements made throughout the proof are with respect to $\mathbb{P}_n^{\boldsymbol{\theta}^*}$. We will prove by induction that for all $r = 1, \dots, R$ we have that for all $s \in \{\tau_{r-1} + 1, \dots, \tau_r\}$ and $(i, j) \in [m]^2$, the following two implications hold.

$$\mathbb{P}_n^{\boldsymbol{\theta}^*} \left(\Lambda_{s,n}^{(i,j)}(\boldsymbol{\theta}) = 0 \right) > 0 \implies Z_s^{(i,j)} = 0, \quad \text{a.s.}, \quad (9.45)$$

$$\mathbb{P}_n^{\boldsymbol{\theta}^*} \left(M_{r,n}^{(i,j)}(\boldsymbol{\theta}) = 0 \right) > 0 \implies \bar{Y}_r^{(i,j)} = 0 \quad \text{a.s.} \quad (9.46)$$

Consider the case $r = 1$. We will first show that for all $s \in \{\tau_0 + 1, \dots, \tau_1\}$ if, for some $(i, j) \in [m]^2$, $\mathbb{P}_n^{\boldsymbol{\theta}^*} \left(\Lambda_{s,n}^{(i,j)}(\boldsymbol{\theta}) = 0 \right) > 0$ then $Z_s^{(i,j)} = 0$ a.s. by induction on s . Suppose that for some $(i, j) \in [m]^2$, $\mathbb{P}_n^{\boldsymbol{\theta}^*} \left(\Lambda_{1,\infty}^{(i,j)}(\boldsymbol{\theta}) = 0 \right) > 0$, i.e.,

$$\mathbb{P}_n^{\boldsymbol{\theta}^*} \left(\lambda_{0,n}^{(i)}(\boldsymbol{\theta}) K_{1,\boldsymbol{\eta}(\lambda_{0,n}(\boldsymbol{\theta}))}^{(i,j)}(\boldsymbol{\theta}) = 0 \right) > 0.$$

This implies that either:

- $\mathbb{P}_n^{\boldsymbol{\theta}^*} \left(\lambda_{0,n}^{(i)}(\boldsymbol{\theta}) = 0 \right) > 0$, which since $\lambda_{0,n}^{(i)}(\boldsymbol{\theta})$ is deterministic implies that $\lambda_{0,n}^{(i)}(\boldsymbol{\theta}) = 0$ which by assumption 4 implies that $\lambda_{0,n}^{(i)}(\boldsymbol{\theta}^*) = 0 \implies x_0^{(i)} = 0$ a.s.; or
- $K_{1,\boldsymbol{\eta}(\lambda_{0,n}(\boldsymbol{\theta}))}^{(i,j)}(\boldsymbol{\theta}) = 0$, which implies $K_{1,\boldsymbol{\eta}(\mathbf{x}_0)}^{(i,j)}(\boldsymbol{\theta}^*) = 0$ by assumptions 2, 3, and 4.

Together this implies imply $Z_1^{(i,j)} = 0$ a.s.. Now let $s \in \{\tau_0 + 1, \dots, \tau_1\}$ and assume that if, for some $(i, j) \in [m]^2$, $\mathbb{P}_n^{\boldsymbol{\theta}^*} \left(\Lambda_{s-1,n}^{(i,j)}(\boldsymbol{\theta}) = 0 \right) > 0$ then $Z_{s-1}^{(i,j)} = 0$ a.s.. Now suppose for some $(i, j) \in [m]^2$, $\mathbb{P}_n^{\boldsymbol{\theta}^*} \left(\Lambda_{s,n}^{(i,j)}(\boldsymbol{\theta}) = 0 \right) > 0$, i.e.,

$$\mathbb{P}_n^{\boldsymbol{\theta}^*} \left(\left(\mathbf{1}_m^\top \boldsymbol{\Lambda}_{s-1,n}^{(\cdot,i)}(\boldsymbol{\theta}) \right) K_{1,\boldsymbol{\eta}(\mathbf{1}_m^\top \boldsymbol{\Lambda}_{s-1,n}^{(\cdot,i)}(\boldsymbol{\theta}))}^{(i,j)}(\boldsymbol{\theta}) = 0 \right) > 0,$$

This implies that either:

- $\mathbb{P}_n^{\boldsymbol{\theta}^*} \left(\mathbf{1}_m^\top \boldsymbol{\Lambda}_{0,n}^{(\cdot,i)}(\boldsymbol{\theta}) = 0 \right) > 0$, which by the induction hypothesis implies $\mathbf{1}_m^\top \mathbf{Z}_{s-1}^{(\cdot,i)} = 0$ a.s., which in turn implies $x_{s-1}^{(i)} = 0$ a.s.; or
- $\mathbb{P}_n^{\boldsymbol{\theta}^*} \left(K_{1,\boldsymbol{\eta}(\mathbf{1}_m^\top \boldsymbol{\Lambda}_{s-1,n}^{(\cdot,i)}(\boldsymbol{\theta}))}^{(i,j)}(\boldsymbol{\theta}) = 0 \right) > 0$ which by assumptions 2 and 3 and the induction hypothesis implies $K_{1,\boldsymbol{\eta}(\mathbf{x}_{s-1})}^{(i,j)}(\boldsymbol{\theta}^*) = 0$ a.s.,

which together imply $Z_s^{(i,j)} = 0$ a.s.. Now suppose for some $(i, j) \in [m]^2$, $\mathbb{P}_n^{\theta^*} \left(M_{1,n}^{(i,j)}(\theta) = 0 \right) > 0$, i.e.,

$$\mathbb{P}_n^{\theta^*} \left(\sum_{s=\tau_0+1}^{\tau_1} \Lambda_{s,n}^{(i,j)}(\theta) \odot Q_s^{(i,j)}(\theta) = 0 \right) > 0,$$

then for all $s = \tau_0 + 1, \dots, \tau_1$ either:

- $\mathbb{P}_n^{\theta^*} \left(\Lambda_{s,n}^{(i,j)}(\theta) = 0 \right) > 0$, which implies $Z_s^{(i,j)} = 0$ hence $Y_s^{(i,j)} = 0$ a.s.; or
- $Q_s^{(i,j)}(\theta) = 0$ which by assumption 2 implies $Q_s^{(i,j)}(\theta^*) = 0$ hence $Y_s^{(i,j)} = 0$ a.s.,

and hence $\bar{Y}_1^{(i,j)} = \sum_{s=\tau_0+1}^{\tau_1} Y_s^{(i,j)} = 0$ a.s., this completes the proof of (9.45) and (9.46) for $r = 1$.

For the induction hypothesis, suppose that (9.45) and (9.46) hold for some $r \geq 1$. Notice that:

$$\bar{\Lambda}_{\tau_r,n}^{(i,j)}(\theta) = \left[1 - Q_{\tau_r}^{(i,j)}(\theta) \right] \Lambda_{\tau_r,n}^{(i,j)}(\theta) + \frac{\bar{Y}_r^{(i,j)}}{M_{\tau_r,n}^{(i,j)}(\theta)} \left[\Lambda_{\tau_r,n}^{(i,j)}(\theta) \odot Q_{\tau_r}^{(i,j)}(\theta) \right] = 0$$

is almost surely well defined by the induction hypothesis since we divide positive $\bar{Y}_r^{(i,j)}$ by 0 with probability 0. Now suppose, for some $(i, j) \in [m]$, that $\mathbb{P}_n^{\theta^*} \left(\bar{\Lambda}_{\tau_r,n}^{(i,j)}(\theta) = 0 \right) > 0$, then either:

- $Q_{\tau_r}^{(i,j)}(\theta) < 1$, which implies $\mathbb{P}_n^{\theta^*} \left(\Lambda_{\tau_r,n}^{(i,j)}(\theta) = 0 \right) > 0$, so that the first term of the sum is 0 with positive probability, which then implies $Z_{\tau_r}^{(i,j)} = 0$ a.s. by the induction hypothesis; or
- $Q_{\tau_r}^{(i,j)}(\theta) = 1$, which implies $\mathbb{P}_n^{\theta^*} \left(\Lambda_{\tau_r,n}^{(i,j)}(\theta) = 0 \right) > 0$, so that the second term in the sum is 0 with positive probability, which then implies $Z_{\tau_r}^{(i,j)} = 0$ a.s. by the induction hypothesis.

Using this and identical reasoning to that in the $r = 1$ case completes the induction. \square

If, for some $i, j \in [m]$, $M_{r,\infty}^{(i,j)}(\theta^*, \theta) = 0$ and $M_{r,\infty}^{(i,j)}(\theta^*, \theta^*) > 0$, then $\bar{\Lambda}_{\tau_r,\infty}(\theta^*, \theta)$ would involve division of a finite number by zero. The following lemma implies this situation does not arise.

Lemma 16. *Let assumptions 2 - 4 hold. Then for all $\theta, \theta' \in \Theta$, $(i, j) \in [m]^2$ and $r \in \{1, \dots, R\}$:*

$$M_{r,\infty}^{(i,j)}(\theta^*, \theta) = 0 \iff M_{r,\infty}^{(i,j)}(\theta^*, \theta') = 0.$$

Proof. It is enough to establish the implication in one direction for arbitrary $\theta, \theta' \in \Theta$. We will prove by induction that for all $r = 1, \dots, R$, $s \in \{\tau_{r-1} + 1, \dots, \tau_r\}$ and $i, j \in [m]$,

$$\begin{aligned} \Lambda_{s,\infty}^{(i,j)}(\theta^*, \theta) = 0 &\implies \Lambda_{s,\infty}^{(i,j)}(\theta^*, \theta') = 0, \\ M_{r,\infty}^{(i,j)}(\theta^*, \theta) = 0 &\implies M_{r,\infty}^{(i,j)}(\theta^*, \theta') = 0. \end{aligned}$$

Consider the case $r = 1$. We will first show that for all $s \in \{\tau_0 + 1, \dots, \tau_1\}$, $\Lambda_{s,\infty}^{(i,j)}(\theta^*, \theta) = 0 \implies \Lambda_{s,\infty}^{(i,j)}(\theta^*, \theta') = 0$ by induction on s . To this end suppose that for some $(i, j) \in [m]^2$:

$$\Lambda_{1,\infty}^{(i,j)}(\theta^*, \theta) = \lambda_{0,\infty}^{(i)}(\theta^*, \theta) K_{1,\eta(\lambda_{0,\infty}^{(i)}(\theta^*, \theta))}^{(i,j)}(\theta) = 0.$$

Then either:

- $\lambda_{0,\infty}^{(i)}(\theta^*, \theta) = \lambda_{0,n}^{(i)}(\theta) = 0$, which by assumption 4 implies $\lambda_{0,n}(\theta') = \lambda_{0,\infty}^{(i)}(\theta^*, \theta') = 0$; or
- $K_{1,\eta(\lambda_{0,\infty}^{(i)}(\theta^*, \theta))}^{(i,j)}(\theta) = 0$, which by assumptions 2, 3, and 4 implies $K_{1,\eta(\lambda_{0,\infty}^{(i)}(\theta^*, \theta'))}^{(i,j)}(\theta') = 0$.

Hence:

$$\Lambda_{1,\infty}^{(i,j)}(\theta^*, \theta') = \lambda_{0,\infty}^{(i)}(\theta^*, \theta') K_{1,\eta(\lambda_{0,\infty}^{(i)}(\theta^*, \theta'))}^{(i,j)}(\theta') = 0.$$

Now assume that for $s \in \{\tau_0 + 1, \dots, \tau_1\}$ that $\Lambda_{s-1,\infty}^{(i,j)}(\theta^*, \theta) = 0 \implies \Lambda_{s-1,\infty}^{(i,j)}(\theta^*, \theta') = 0$, then if:

$$\Lambda_{s,\infty}^{(i,j)}(\theta^*, \theta) = \left(\mathbf{1}_m^\top \Lambda_{s-1,\infty}^{(\cdot,i)}(\theta^*, \theta) \right) K_{1,\eta(\mathbf{1}_m^\top \Lambda_{s-1,\infty}(\theta^*, \theta))}^{(i,j)}(\theta) = 0,$$

we must have either:

- $\left(\mathbf{1}_m^\top \Lambda_{s-1,\infty}^{(\cdot,i)}(\boldsymbol{\theta}^*, \boldsymbol{\theta})\right) = 0$, which by the induction hypothesis implies $\left(\mathbf{1}_m^\top \Lambda_{s-1,\infty}^{(\cdot,i)}(\boldsymbol{\theta}^*, \boldsymbol{\theta}')\right) = 0$; or
- $K_{1,\boldsymbol{\eta}}^{(i,j)}\left(\mathbf{1}_m^\top \Lambda_{s-1,\infty}^{(\cdot,i)}(\boldsymbol{\theta}^*, \boldsymbol{\theta})\right)(\boldsymbol{\theta}) = 0$, which by the above and assumptions 2 and 3 implies $K_{1,\boldsymbol{\eta}}^{(i,j)}\left(\mathbf{1}_m^\top \Lambda_{s-1,\infty}^{(\cdot,i)}(\boldsymbol{\theta}^*, \boldsymbol{\theta}')\right)(\boldsymbol{\theta}') = 0$.

We therefore find:

$$\Lambda_{s,\infty}^{(i,j)}(\boldsymbol{\theta}^*, \boldsymbol{\theta}') = \left(\mathbf{1}_m^\top \Lambda_{s-1,\infty}^{(\cdot,i)}(\boldsymbol{\theta}^*, \boldsymbol{\theta}')\right) K_{1,\boldsymbol{\eta}}^{(i,j)}\left(\mathbf{1}_m^\top \Lambda_{s-1,\infty}^{(\cdot,i)}(\boldsymbol{\theta}^*, \boldsymbol{\theta}')\right)(\boldsymbol{\theta}') = 0.$$

completing the intermediary induction on s . Now consider:

$$M_{1,\infty}^{(i,j)}(\boldsymbol{\theta}^*, \boldsymbol{\theta}) = \sum_{s=1}^{\tau_1} \Lambda_{s,\infty}^{(i,j)}(\boldsymbol{\theta}^*, \boldsymbol{\theta}) \odot Q_s^{(i,j)}(\boldsymbol{\theta}) = 0,$$

then for all $s = \tau_0 + 1, \dots, \tau_1$ either:

- $\Lambda_{s,\infty}^{(i,j)}(\boldsymbol{\theta}^*, \boldsymbol{\theta}) = 0 \implies \Lambda_{s,\infty}^{(i,j)}(\boldsymbol{\theta}^*, \boldsymbol{\theta}') = 0$; or
- $Q_s^{(i,j)}(\boldsymbol{\theta}) = 0 \implies Q_s^{(i,j)}(\boldsymbol{\theta}') = 0$,

and hence:

$$M_{1,\infty}^{(i,j)}(\boldsymbol{\theta}^*, \boldsymbol{\theta}') = \sum_{s=1}^{\tau_1} \Lambda_{s,\infty}^{(i,j)}(\boldsymbol{\theta}^*, \boldsymbol{\theta}') \odot Q_s^{(i,j)}(\boldsymbol{\theta}') = 0,$$

completing the $r = 1$ case.

Now assume that for all $s \in \{\tau_{r-1} + 1, \dots, \tau_r\}$ that $\Lambda_{s,\infty}^{(i,j)}(\boldsymbol{\theta}^*, \boldsymbol{\theta}) = 0 \implies \Lambda_{s,\infty}^{(i,j)}(\boldsymbol{\theta}^*, \boldsymbol{\theta}') = 0$ and that $M_{r,\infty}^{(i,j)}(\boldsymbol{\theta}^*, \boldsymbol{\theta}) = 0 \implies M_{r,\infty}^{(i,j)}(\boldsymbol{\theta}^*, \boldsymbol{\theta}') = 0$. Then we have that if:

$$\begin{aligned} \bar{\Lambda}_{\tau_r,\infty}^{(i,j)}(\boldsymbol{\theta}^*, \boldsymbol{\theta}) &= \left[1 - Q_{\tau_r}^{(i,j)}(\boldsymbol{\theta})\right] \odot \Lambda_{\tau_r,\infty}^{(i,j)}(\boldsymbol{\theta}^*, \boldsymbol{\theta}) \\ &\quad + \frac{M_{r,\infty}^{(i,j)}(\boldsymbol{\theta}^*, \boldsymbol{\theta}^*)}{M_{r,\infty}^{(i,j)}(\boldsymbol{\theta}^*, \boldsymbol{\theta})} \odot \left[\Lambda_{\tau_r,\infty}^{(i,j)}(\boldsymbol{\theta}^*, \boldsymbol{\theta}) \odot Q_{\tau_r}^{(i,j)}(\boldsymbol{\theta})\right] = 0, \end{aligned}$$

which is well defined by the inductive hypothesis, then either:

- $Q_{\tau_r}^{(i,j)}(\boldsymbol{\theta}) < 1$, and then $\Lambda_{\tau_r,\infty}^{(i,j)}(\boldsymbol{\theta}^*, \boldsymbol{\theta}) = 0 \implies \Lambda_{\tau_r,\infty}^{(i,j)}(\boldsymbol{\theta}^*, \boldsymbol{\theta}') \implies \bar{\Lambda}_{\tau_r,\infty}^{(i,j)}(\boldsymbol{\theta}^*, \boldsymbol{\theta}') = 0$, hence the first term is 0, or
- $Q_{\tau_r}^{(i,j)}(\boldsymbol{\theta}) = 1$, and then $\Lambda_{\tau_r,\infty}^{(i,j)}(\boldsymbol{\theta}^*, \boldsymbol{\theta}) = 0 \implies \Lambda_{\tau_r,\infty}^{(i,j)}(\boldsymbol{\theta}^*, \boldsymbol{\theta}') \implies \bar{\Lambda}_{\tau_r,\infty}^{(i,j)}(\boldsymbol{\theta}^*, \boldsymbol{\theta}') = 0$, so that the right hand term is 0.

This along with using the same reasoning used in the $r = 1$ case gives:

$$\Lambda_{\tau_r,\infty}^{(i,j)}(\boldsymbol{\theta}^*, \boldsymbol{\theta}) = \left(\mathbf{1}_m^\top \bar{\Lambda}_{\tau_r-1,\infty}^{(\cdot,i)}(\boldsymbol{\theta}^*, \boldsymbol{\theta})\right) K_{1,\boldsymbol{\eta}}^{(i,j)}\left(\mathbf{1}_m^\top \bar{\Lambda}_{\tau_r-1,\infty}^{(\cdot,i)}(\boldsymbol{\theta}^*, \boldsymbol{\theta})\right)(\boldsymbol{\theta}) = 0,$$

implies

$$\Lambda_{\tau_r,\infty}^{(i,j)}(\boldsymbol{\theta}^*, \boldsymbol{\theta}') = \left(\mathbf{1}_m^\top \bar{\Lambda}_{\tau_r-1,\infty}^{(\cdot,i)}(\boldsymbol{\theta}^*, \boldsymbol{\theta}')\right) K_{1,\boldsymbol{\eta}}^{(i,j)}\left(\mathbf{1}_m^\top \bar{\Lambda}_{\tau_r-1,\infty}^{(\cdot,i)}(\boldsymbol{\theta}^*, \boldsymbol{\theta}')\right)(\boldsymbol{\theta}') = 0.$$

Using this and further using identical inductive reasoning to the $r = 1$ case we see that for all $s \in \{\tau_r + 1, \dots, \tau_{r+1}\}$, $\Lambda_{s,\infty}^{(i,j)}(\boldsymbol{\theta}^*, \boldsymbol{\theta}) = 0 \implies \Lambda_{s,\infty}^{(i,j)}(\boldsymbol{\theta}^*, \boldsymbol{\theta}') = 0$ and further that $M_{r+1,\infty}^{(i,j)}(\boldsymbol{\theta}^*, \boldsymbol{\theta}) = 0 \implies M_{r+1,\infty}^{(i,j)}(\boldsymbol{\theta}^*, \boldsymbol{\theta}') = 0$. This completes the inductive proof. \square

The following lemma is used in the proof of lemma 6.

Lemma 17. *Let assumptions 2 - 4 hold. For all $\boldsymbol{\theta} \in \Theta$, $n \in \mathbb{N}$, $(i, j) \in [m]^2$, and $r \in \{1, \dots, R\}$:*

$$M_{r,\infty}^{(i,j)}(\boldsymbol{\theta}^*, \boldsymbol{\theta}) = 0 \implies M_{r,n}^{(i,j)}(\boldsymbol{\theta}) = 0, \quad \mathbb{P}_n^{\boldsymbol{\theta}^*}\text{-a.s.}$$

Proof. Fix arbitrary $\boldsymbol{\theta} \in \Theta$ and $n \in \mathbb{N}$. We will prove that for all $r = 1, \dots, R$, $s \in \{\tau_{r-1} + 1, \dots, \tau_r\}$ and $i, j \in [m]$ the following two implications hold:

$$\begin{aligned}\Lambda_{s,\infty}^{(i,j)}(\boldsymbol{\theta}^*, \boldsymbol{\theta}) = 0 &\implies \Lambda_{s,n}^{(i,j)}(\boldsymbol{\theta}) = 0, \quad a.s. \\ M_{r,\infty}^{(i,j)}(\boldsymbol{\theta}^*, \boldsymbol{\theta}) = 0 &\implies M_{r,n}^{(i,j)}(\boldsymbol{\theta}^*, \boldsymbol{\theta}') = 0, \quad a.s.\end{aligned}$$

The induction is on r and s . Consider $r = 1$. We will first show that for all $s \in \{\tau_0 + 1, \dots, \tau_1\}$ that $\Lambda_{s,\infty}^{(i,j)}(\boldsymbol{\theta}^*, \boldsymbol{\theta}) = 0 \implies \Lambda_{s,\infty}^{(i,j)}(\boldsymbol{\theta}^*, \boldsymbol{\theta}') = 0$ by induction on s . We have for $t - 1$ case:

$$\Lambda_{1,\infty}^{(i,j)}(\boldsymbol{\theta}^*, \boldsymbol{\theta}) = \lambda_{0,\infty}^{(i)}(\boldsymbol{\theta}^*, \boldsymbol{\theta}) K_{1,\eta(\lambda_{0,\infty}(\boldsymbol{\theta}^*, \boldsymbol{\theta}))}^{(i,j)}(\boldsymbol{\theta}) = 0,$$

which implies that either:

- $\lambda_{0,\infty}^{(i)}(\boldsymbol{\theta}^*, \boldsymbol{\theta}) = \lambda_{0,\infty}^{(i)}(\boldsymbol{\theta}) = 0$, in which case $\lambda_{0,n}^{(i)}(\boldsymbol{\theta}) = 0$ or
- $K_{1,\eta(\lambda_{0,\infty}(\boldsymbol{\theta}^*, \boldsymbol{\theta}))}^{(i,j)}(\boldsymbol{\theta}) = 0$, in which case $K_{1,\eta(\lambda_{0,n}(\boldsymbol{\theta}))}^{(i,j)}(\boldsymbol{\theta}) = 0$,

so that:

$$\Lambda_{1,n}^{(i,j)}(\boldsymbol{\theta}^*, \boldsymbol{\theta}') = \lambda_{0,n}^{(i)}(\boldsymbol{\theta}) K_{1,\eta(\lambda_{0,n}(\boldsymbol{\theta}))}^{(i,j)}(\boldsymbol{\theta}) = 0.$$

Now assume that given $\Lambda_{s-1,\infty}^{(i,j)}(\boldsymbol{\theta}^*, \boldsymbol{\theta}) = 0 \implies \Lambda_{s-1,n}^{(i,j)}(\boldsymbol{\theta}) = 0$ a.s., then:

$$\Lambda_{s,\infty}^{(i,j)}(\boldsymbol{\theta}^*, \boldsymbol{\theta}) = \left(\mathbf{1}_m^\top \boldsymbol{\Lambda}_{s-1,\infty}^{(\cdot,i)}(\boldsymbol{\theta}^*, \boldsymbol{\theta}) \right) K_{1,\eta(\mathbf{1}_m^\top \boldsymbol{\Lambda}_{s-1,\infty}(\boldsymbol{\theta}^*, \boldsymbol{\theta}))}^{(i,j)}(\boldsymbol{\theta}) = 0,$$

which in turn implies either:

- $\left(\mathbf{1}_m^\top \boldsymbol{\Lambda}_{s-1,\infty}^{(\cdot,i)}(\boldsymbol{\theta}^*, \boldsymbol{\theta}) \right) = 0_m$, which implies $\left(\mathbf{1}_m^\top \boldsymbol{\Lambda}_{s-1,n}^{(\cdot,i)}(\boldsymbol{\theta}) \right) = 0$ a.s.; or
- $K_{1,\eta(\mathbf{1}_m^\top \boldsymbol{\Lambda}_{s-1,\infty}(\boldsymbol{\theta}^*, \boldsymbol{\theta}))}^{(i,j)}(\boldsymbol{\theta}) = 0$, which implies $K_{1,\eta(\mathbf{1}_m^\top \boldsymbol{\Lambda}_{s-1,n}(\boldsymbol{\theta}))}^{(i,j)}(\boldsymbol{\theta}) = 0$ a.s..

Together we find:

$$\Lambda_{s,n}^{(i,j)}(\boldsymbol{\theta}) = \left(\mathbf{1}_m^\top \boldsymbol{\Lambda}_{s-1,n}^{(\cdot,i)}(\boldsymbol{\theta}) \right) K_{1,\eta(\mathbf{1}_m^\top \boldsymbol{\Lambda}_{s-1,n}(\boldsymbol{\theta}))}^{(i,j)}(\boldsymbol{\theta}) = 0,$$

completing the intermediary induction on s . Now consider:

$$M_{1,\infty}^{(i,j)}(\boldsymbol{\theta}^*, \boldsymbol{\theta}) = \sum_{s=1}^{\tau_1} \Lambda_{s,\infty}^{(i,j)}(\boldsymbol{\theta}^*, \boldsymbol{\theta}) \odot Q_s^{(i,j)}(\boldsymbol{\theta}) = 0,$$

then for all $s = \tau_0 + 1, \dots, \tau_1$ either

- $\Lambda_{s,\infty}^{(i,j)}(\boldsymbol{\theta}^*, \boldsymbol{\theta}) = 0$, which implies $\Lambda_{s,n}^{(i,j)}(\boldsymbol{\theta}) = 0$; or
- $Q_s^{(i,j)}(\boldsymbol{\theta}) = 0$,

and hence:

$$M_{1,n}^{(i,j)}(\boldsymbol{\theta}^*, \boldsymbol{\theta}') = \sum_{s=1}^{\tau_1} \Lambda_{s,n}^{(i,j)}(\boldsymbol{\theta}) \odot Q_s^{(i,j)}(\boldsymbol{\theta}) = 0.$$

This completes the case $r = 1$.

Now assume that for all $s \in \{\tau_{r-1} + 1, \dots, \tau_r\}$, $\Lambda_{s,\infty}^{(i,j)}(\boldsymbol{\theta}^*, \boldsymbol{\theta}) = 0$, which implies $\Lambda_{s,\infty}^{(i,j)}(\boldsymbol{\theta}^*, \boldsymbol{\theta}') = 0$ and that $M_{r,\infty}^{(i,j)}(\boldsymbol{\theta}^*, \boldsymbol{\theta}) = 0$, which implies $M_{r,\infty}^{(i,j)}(\boldsymbol{\theta}^*, \boldsymbol{\theta}') = 0$. Then

$$\begin{aligned}\bar{\Lambda}_{\tau_r,\infty}^{(i,j)}(\boldsymbol{\theta}^*, \boldsymbol{\theta}) &= \left[1 - Q_{\tau_r}^{(i,j)}(\boldsymbol{\theta}) \right] \odot \Lambda_{\tau_r}^{(i,j)}(\boldsymbol{\theta}^*, \boldsymbol{\theta}) \\ &\quad + \frac{M_{r,\infty}^{(i,j)}(\boldsymbol{\theta}^*, \boldsymbol{\theta})}{M_{r,\infty}^{(i,j)}(\boldsymbol{\theta}^*, \boldsymbol{\theta})} \odot \left[\Lambda_{\tau_r,\infty}^{(i,j)}(\boldsymbol{\theta}^*, \boldsymbol{\theta}) \odot Q_{\tau_r}^{(i,j)}(\boldsymbol{\theta}) \right] = 0,\end{aligned}$$

and either:

- $Q_{\tau_r}^{(i,j)}(\boldsymbol{\theta}) < 1$, which implies $\Lambda_{\tau_r, \infty}^{(i,j)}(\boldsymbol{\theta}^*, \boldsymbol{\theta}) = 0 \implies \Lambda_{\tau_r, n}^{(i,j)}(\boldsymbol{\theta}) \implies \bar{\Lambda}_{\tau_r, n}^{(i,j)}(\boldsymbol{\theta}) = 0$ a.s., so that the first term is 0; or
- $Q_{\tau_r}^{(i,j)}(\boldsymbol{\theta}) = 1$ which implies $\Lambda_{\tau_r, \infty}^{(i,j)}(\boldsymbol{\theta}^*, \boldsymbol{\theta}) = 0 \implies \Lambda_{\tau_r, n}^{(i,j)}(\boldsymbol{\theta}) \implies \bar{\Lambda}_{\tau_r, n}^{(i,j)}(\boldsymbol{\theta}) = 0$, a.s., so that the right hand term is 0.

This along with using the same reasoning used in the $r = 1$ case tells us that given:

$$\Lambda_{\tau_r, \infty}^{(i,j)}(\boldsymbol{\theta}^*, \boldsymbol{\theta}) = \left(\mathbf{1}_m^\top \bar{\Lambda}_{\tau_r-1, \infty}^{(\cdot, i)}(\boldsymbol{\theta}^*, \boldsymbol{\theta}) \right) K_{1, \eta}^{(i,j)}(\mathbf{1}_m^\top \bar{\Lambda}_{\tau_r-1, \infty}(\boldsymbol{\theta}^*, \boldsymbol{\theta}))(\boldsymbol{\theta}) = 0,$$

which implies

$$\Lambda_{\tau_r, n}^{(i,j)}(\boldsymbol{\theta}) = \left(\mathbf{1}_m^\top \bar{\Lambda}_{\tau_r-1, n}^{(\cdot, i)}(\boldsymbol{\theta}) \right) K_{1, \eta}^{(i,j)}(\mathbf{1}_m^\top \bar{\Lambda}_{\tau_r-1, n}(\boldsymbol{\theta}))(\boldsymbol{\theta}) = 0 \quad \text{a.s.}$$

Using this and further using identical inductive reasoning to the $r = 1$ case we see that for all $s \in \{\tau_r + 1, \dots, \tau_{r+1}\}$ we have $\Lambda_{s, \infty}^{(i,j)}(\boldsymbol{\theta}^*, \boldsymbol{\theta}) = 0 \implies \Lambda_{s, n}^{(i,j)}(\boldsymbol{\theta}) = 0$ a.s. and further that $M_{r+1, \infty}^{(i,j)}(\boldsymbol{\theta}^*, \boldsymbol{\theta}) = 0$, which implies $M_{r+1, n}^{(i,j)}(\boldsymbol{\theta}) = 0$ a.s. This completes the inductive proof. \square

Proof of Proposition 4. The proof is by induction on r . Consider $r = 1$. Note that $n^{-1} \bar{\boldsymbol{\lambda}}_{0, n}(\boldsymbol{\theta}) := n^{-1} \boldsymbol{\lambda}_{0, n}(\boldsymbol{\theta}) \xrightarrow[\text{a.s.}]{\boldsymbol{\theta}^*} \boldsymbol{\lambda}_{0, \infty}(\boldsymbol{\theta}^*, \boldsymbol{\theta})$ by assumption 4. Now let $t \in \{1, \dots, \tau_1 - 1\}$ and assume that $n^{-1} \bar{\boldsymbol{\lambda}}_{t-1, n}(\boldsymbol{\theta}) \xrightarrow[\text{a.s.}]{\boldsymbol{\theta}^*} \bar{\boldsymbol{\lambda}}_{t-1, \infty}(\boldsymbol{\theta}^*, \boldsymbol{\theta})$. Then:

$$\begin{aligned} n^{-1} \boldsymbol{\Lambda}_{t, n}(\boldsymbol{\theta}) &= n^{-1} (\bar{\boldsymbol{\lambda}}_{t-1, n}(\boldsymbol{\theta}) \otimes \mathbf{1}_m) \odot \mathbf{K}_{t, \eta}(\bar{\boldsymbol{\lambda}}_{t-1, n}(\boldsymbol{\theta})) \\ &\xrightarrow[\text{a.s.}]{\boldsymbol{\theta}^*} (\bar{\boldsymbol{\lambda}}_{t-1, \infty}(\boldsymbol{\theta}^*, \boldsymbol{\theta}) \otimes \mathbf{1}_m) \odot \mathbf{K}_{t, \eta}(\bar{\boldsymbol{\lambda}}_{t-1, \infty}(\boldsymbol{\theta}^*, \boldsymbol{\theta})) \\ &= \boldsymbol{\Lambda}_{t, \infty}(\boldsymbol{\theta}^*, \boldsymbol{\theta}). \end{aligned}$$

By the CMT, a further application yields:

$$n^{-1} \bar{\boldsymbol{\lambda}}_{t, n}(\boldsymbol{\theta}) = n^{-1} (\mathbf{1}_m^\top \boldsymbol{\Lambda}_{t, n}(\boldsymbol{\theta}))^\top \xrightarrow[\text{a.s.}]{\boldsymbol{\theta}^*} (\mathbf{1}_m^\top \boldsymbol{\Lambda}_{t, \infty}(\boldsymbol{\theta}^*, \boldsymbol{\theta}))^\top = \bar{\boldsymbol{\lambda}}_{t, \infty}(\boldsymbol{\theta}^*, \boldsymbol{\theta}).$$

Then by induction on t we have that:

$$n^{-1} \boldsymbol{\Lambda}_{t, n}(\boldsymbol{\theta}) \xrightarrow[\text{a.s.}]{\boldsymbol{\theta}^*} \boldsymbol{\Lambda}_{t, \infty}(\boldsymbol{\theta}^*, \boldsymbol{\theta}),$$

for all $t \in \{1, \dots, \tau_1\}$, this means that:

$$\begin{aligned} n^{-1} \mathbf{M}_{1, n}(\boldsymbol{\theta}) &= n^{-1} \sum_{s=1}^{\tau_1} \boldsymbol{\Lambda}_{s, n}(\boldsymbol{\theta}) \odot \mathbf{Q}_s(\boldsymbol{\theta}) \\ &\xrightarrow[\text{a.s.}]{\boldsymbol{\theta}^*} \sum_{s=1}^{\tau_1} \boldsymbol{\Lambda}_{s, \infty}(\boldsymbol{\theta}^*, \boldsymbol{\theta}) \odot \mathbf{Q}_s(\boldsymbol{\theta}) = \mathbf{M}_{1, \infty}(\boldsymbol{\theta}^*, \boldsymbol{\theta}). \end{aligned}$$

Now for general $r \in \{1, \dots, R\}$ assume that $\bar{\boldsymbol{\lambda}}_{\tau_{r-1}, n}(\boldsymbol{\theta}) \xrightarrow[\text{a.s.}]{\boldsymbol{\theta}^*} \bar{\boldsymbol{\lambda}}_{\tau_{r-1}, \infty}(\boldsymbol{\theta}^*, \boldsymbol{\theta})$. Using identical reasoning to the $r = 1$ case, we find that for all $t \in \{\tau_{r-1} + 1, \dots, \tau_r\}$:

$$n^{-1} \boldsymbol{\Lambda}_{t, n}(\boldsymbol{\theta}) \xrightarrow[\text{a.s.}]{\boldsymbol{\theta}^*} \boldsymbol{\Lambda}_{t, \infty}(\boldsymbol{\theta}^*, \boldsymbol{\theta}),$$

which in turn implies by the CMT that:

$$n^{-1} \mathbf{M}_{r, n}(\boldsymbol{\theta}) \xrightarrow[\text{a.s.}]{\boldsymbol{\theta}^*} \mathbf{M}_{r, \infty}(\boldsymbol{\theta}^*, \boldsymbol{\theta}),$$

Writing out the definition of $M_{r, \infty}(\boldsymbol{\theta}^*, \boldsymbol{\theta}^*)$, proposition 2 gives $n^{-1} \bar{\mathbf{Y}}_r \xrightarrow[\text{a.s.}]{\boldsymbol{\theta}^*} \mathbf{M}_{r, \infty}(\boldsymbol{\theta}^*, \boldsymbol{\theta}^*)$. Then by the CMT,

$$\begin{aligned} n^{-1} \bar{\boldsymbol{\Lambda}}_{\tau_r, n}(\boldsymbol{\theta}) &= (\mathbf{1}_m \otimes \mathbf{1}_m - \mathbf{Q}_{\tau_r}^*) \odot n^{-1} \boldsymbol{\Lambda}_{\tau_r, n}(\boldsymbol{\theta}) \\ &\quad + [n^{-1} \bar{\mathbf{Y}}_r \odot n^{-1} \mathbf{M}_{r, n}(\boldsymbol{\theta})] \odot ([n^{-1} \boldsymbol{\Lambda}_{\tau_r, n}(\boldsymbol{\theta}) \odot \mathbf{Q}_{\tau_r}(\boldsymbol{\theta})]) \\ &\xrightarrow[\text{a.s.}]{\boldsymbol{\theta}^*} (\mathbf{1}_m \otimes \mathbf{1}_m - \mathbf{Q}_{\tau_r}(\boldsymbol{\theta})) \odot \boldsymbol{\Lambda}_{\tau_r, \infty}(\boldsymbol{\theta}^*, \boldsymbol{\theta}) \\ &\quad + [\mathbf{M}_{r, \infty}(\boldsymbol{\theta}^*, \boldsymbol{\theta}^*) \odot \mathbf{M}_{r, \infty}(\boldsymbol{\theta}^*, \boldsymbol{\theta})] \odot [\boldsymbol{\Lambda}_{\tau_r, \infty}(\boldsymbol{\theta}^*, \boldsymbol{\theta}) \odot \mathbf{Q}_{\tau_r}(\boldsymbol{\theta})] \\ &= \bar{\boldsymbol{\Lambda}}_{\tau_r, \infty}(\boldsymbol{\theta}^*, \boldsymbol{\theta}). \end{aligned}$$

We note here that the left hand side of the above display is almost surely well defined since, by lemma 15, for all $n \in \mathbb{N}$ and $i, j \in [m]$ if there is positive probability that $M_{r,n}^{(i,j)}(\boldsymbol{\theta}) = 0$ then $\bar{Y}_r^{(i,j)} = 0$ $\mathbb{P}_n^{\boldsymbol{\theta}^*}$ -a.s., in which case we invoke the convention $\frac{0}{0} := 0$. The right hand side of the limit is well defined since for all $i, j \in [m]$ we have $M_{r,\infty}^{(i,j)}(\boldsymbol{\theta}^*, \boldsymbol{\theta}^*) = 0 \iff M_{r,\infty}^{(i,j)}(\boldsymbol{\theta}^*, \boldsymbol{\theta}) = 0$ by lemma 16, in which case we again invoke the convention $\frac{0}{0} := 0$. A further application of the CMT gives:

$$n^{-1} \bar{\lambda}_{\tau_r, n}(\boldsymbol{\theta}) = n^{-1} (\mathbf{1}_m^\top \bar{\Lambda}_{\tau_r}(\boldsymbol{\theta}))^\top \xrightarrow[a.s.]{\boldsymbol{\theta}^*} (\mathbf{1}_m^\top \bar{\Lambda}_{\tau_r, \infty}(\boldsymbol{\theta}^*, \boldsymbol{\theta}))^\top = \bar{\lambda}_{\tau_r, \infty}(\boldsymbol{\theta}^*, \boldsymbol{\theta}).$$

This completes the proof. \square

9.3 Contrast functions

Definition 1. Let $(\mathcal{H}_n)_{n \geq 1}$ be a sequence of random functions $\mathcal{H}_n : \theta \in \Theta \mapsto \mathcal{H}_n(\theta) \in \mathbb{R}$ where Θ is a metric space. We say that $(\mathcal{H}_n)_{n \geq 1}$ are stochastically equicontinuous if there exists an event M of probability 1, such that for all $\varepsilon > 0$ and $\omega \in M$, there exists $N(\omega)$ and $\delta > 0$ such that $n > N(\omega)$ implies:

$$\sup_{|\theta_1 - \theta_2| < \delta} |\mathcal{H}_n(\omega, \theta_1) - \mathcal{H}_n(\omega, \theta_2)| < \varepsilon.$$

Lemma 18. Assume Θ is a compact metric space and let $(\mathcal{H}_n)_{n \geq 1}$ be a sequence of random functions $\mathcal{H}_n : \theta \in \Theta \rightarrow \mathcal{H}_n(\theta) \in \mathbb{R}$. If there exists a continuous function \mathcal{H} such that for all $\theta \in \Theta$ we have $|\mathcal{H}_n(\theta) - \mathcal{H}(\theta)| \xrightarrow{a.s.} 0$, and $\mathcal{H}_n(\theta)$ is stochastically equicontinuous, then:

$$\sup_{\theta \in \Theta} |\mathcal{H}_n(\theta) - \mathcal{H}(\theta)| \xrightarrow{a.s.} 0.$$

That is $\mathcal{H}_n(\theta)$ converges to $\mathcal{H}(\theta)$ almost surely as $n \rightarrow \infty$, uniformly in θ .

Proof. See [5]. \square

9.3.1 Case (I)

We have:

$$n^{-1} \ell_n(\boldsymbol{\theta}) - \ell_n(\boldsymbol{\theta}^*) = \sum_{t=1}^T \left\{ \frac{\mathbf{y}_t^\top}{n} \log(\boldsymbol{\mu}_{t,n}(\boldsymbol{\theta}) \oslash \boldsymbol{\mu}_{t,n}(\boldsymbol{\theta}^*)) - n^{-1} \mathbf{1}_m^\top [\boldsymbol{\mu}_{t,n}(\boldsymbol{\theta}) - \boldsymbol{\mu}_{t,n}(\boldsymbol{\theta}^*)] \right\}. \quad (9.47)$$

The following proposition details the limit of (9.47).

Proposition 5. Let assumptions 1-4 hold. Then:

$$n^{-1} \ell_n(\boldsymbol{\theta}) - n^{-1} \ell_n(\boldsymbol{\theta}^*) \xrightarrow[a.s.]{\boldsymbol{\theta}^*} - \sum_{t=1}^T \text{KL}(\text{Poi}[\boldsymbol{\mu}_{t,\infty}(\boldsymbol{\theta}^*, \boldsymbol{\theta}^*)] \parallel \text{Poi}[\boldsymbol{\mu}_{t,\infty}(\boldsymbol{\theta}^*, \boldsymbol{\theta})]), \quad (9.48)$$

uniformly in $\boldsymbol{\theta}$.

Proof. For $n \in \mathbb{N}$, we define a random function $\mathcal{C}_n : \Theta \rightarrow \mathbb{R}$, as $\mathcal{C}_n(\boldsymbol{\theta}) := \sum_{t=1}^T \mathcal{C}_{t,n}(\boldsymbol{\theta})$ where:

$$\begin{aligned} \mathcal{C}_{t,n}(\boldsymbol{\theta}) &:= \frac{\mathbf{y}_t^\top}{n} \log(\boldsymbol{\mu}_{t,n}(\boldsymbol{\theta}) \oslash \boldsymbol{\mu}_{t,n}(\boldsymbol{\theta}^*)) - n^{-1} \mathbf{1}_m^\top [\boldsymbol{\mu}_{t,n}(\boldsymbol{\theta}) - \boldsymbol{\mu}_{t,n}(\boldsymbol{\theta}^*)] \\ &= \sum_{i=1}^m \frac{y_t^{(i)}}{n} \log \frac{\mu_{t,n}^{(i)}(\boldsymbol{\theta})}{\mu_{t,n}^{(i)}(\boldsymbol{\theta}^*)} - n^{-1} [\mu_{t,n}^{(i)}(\boldsymbol{\theta}) - \mu_{t,n}^{(i)}(\boldsymbol{\theta}^*)], \end{aligned}$$

with the convention $0 \log 0 := 0$. To see that $\mathcal{C}_{t,n}(\boldsymbol{\theta})$ is almost surely well defined, consider the following cases for each $i = 1, \dots, m$. If both $\mu_{t,n}^{(i)}(\boldsymbol{\theta}) > 0$ and $\mu_{t,n}^{(i)}(\boldsymbol{\theta}^*) > 0$, $\mathbb{P}_n^{\boldsymbol{\theta}^*}$ -a.s., then the log of the ratio of these terms is almost surely well defined. If $\mu_{t,n}^{(i)}(\boldsymbol{\theta}) = 0$ or $\mu_{t,n}^{(i)}(\boldsymbol{\theta}^*) = 0$ with positive probability, then $y_t^{(i)} = 0$ $\mathbb{P}_n^{\boldsymbol{\theta}^*}$ -a.s. by lemma 12 and we invoke the convention $0 \log 0 := 0$.

We shall show that for $t = 1, \dots, T$,

$$\mathcal{C}_{t,n}(\boldsymbol{\theta}) \xrightarrow[a.s.]{\boldsymbol{\theta}^*} -\text{KL}(\text{Poi}[\boldsymbol{\mu}_{t,\infty}(\boldsymbol{\theta}^*, \boldsymbol{\theta}^*)] \parallel \text{Poi}[\boldsymbol{\mu}_{t,\infty}(\boldsymbol{\theta}^*, \boldsymbol{\theta})]), \text{ uniformly in } \boldsymbol{\theta}.$$

The proof consists of showing pointwise convergence and then stochastic equicontinuity of $\mathcal{C}_{t,n}(\boldsymbol{\theta})$. Uniform almost sure convergence then follows by lemma 18.

Fix $t \in \{1, \dots, T\}$ and note that $\frac{\mathbf{y}_t}{n} \xrightarrow[a.s.]{\boldsymbol{\theta}^*} \boldsymbol{\mu}_{t,\infty}(\boldsymbol{\theta}^*, \boldsymbol{\theta}^*)$ by proposition 1 (see remark 1), and by proposition 3, $n^{-1}\boldsymbol{\mu}_{t,n}(\boldsymbol{\theta}) \xrightarrow[a.s.]{\boldsymbol{\theta}^*} \boldsymbol{\mu}_t(\boldsymbol{\theta}^*, \boldsymbol{\theta})$. We claim that by the CMT:

$$\mathcal{C}_{t,n}(\boldsymbol{\theta}) = \frac{\mathbf{y}_t^\top}{n} \log(\boldsymbol{\mu}_{t,n}(\boldsymbol{\theta}) \circ \boldsymbol{\mu}_{t,n}(\boldsymbol{\theta}^*)) - n^{-1} [\boldsymbol{\mu}_{t,n}(\boldsymbol{\theta}) - \boldsymbol{\mu}_{t,n}(\boldsymbol{\theta}^*)]^\top \mathbf{1}_m \quad (9.49)$$

$$= \sum_{i=1}^m \frac{y_t^{(i)}}{n} \log \frac{\mu_{t,n}^{(i)}(\boldsymbol{\theta})}{\mu_{t,n}^{(i)}(\boldsymbol{\theta}^*)} - n^{-1} [\mu_{t,n}^{(i)}(\boldsymbol{\theta}) - \mu_{t,n}^{(i)}(\boldsymbol{\theta}^*)] \quad (9.50)$$

$$\xrightarrow[a.s.]{\boldsymbol{\theta}^*} \sum_{i=1}^m \mu_{t,\infty}^{(i)}(\boldsymbol{\theta}^*, \boldsymbol{\theta}^*) \log \frac{\mu_{t,\infty}^{(i)}(\boldsymbol{\theta}^*, \boldsymbol{\theta})}{\mu_{t,\infty}^{(i)}(\boldsymbol{\theta}^*, \boldsymbol{\theta}^*)} - [\mu_{t,\infty}^{(i)}(\boldsymbol{\theta}^*, \boldsymbol{\theta}) - \mu_{t,\infty}^{(i)}(\boldsymbol{\theta}^*, \boldsymbol{\theta}^*)] \quad (9.51)$$

$$= -\text{KL}(\text{Poi}[\boldsymbol{\mu}_{t,\infty}(\boldsymbol{\theta}^*, \boldsymbol{\theta}^*)] \parallel \text{Poi}[\boldsymbol{\mu}_{t,\infty}(\boldsymbol{\theta}^*, \boldsymbol{\theta})]). \quad (9.52)$$

To see that the limit is well defined consider the cases for each $i = 1, \dots, m$, either:

- $\mu_{t,\infty}^{(i)}(\boldsymbol{\theta}^*, \boldsymbol{\theta}^*) > 0$ and $\mu_{t,\infty}^{(i)}(\boldsymbol{\theta}^*, \boldsymbol{\theta}) > 0$. In this case all functions in the sequence $\{\mathcal{C}_{t,n}(\boldsymbol{\theta})\}_{n \geq 1}$ and its limit are well defined; or
- $\mu_{t,\infty}^{(i)}(\boldsymbol{\theta}^*, \boldsymbol{\theta}) > 0$ and $\mu_{t,\infty}^{(i)}(\boldsymbol{\theta}^*, \boldsymbol{\theta}^*) = 0$, or $\mu_{t,\infty}^{(i)}(\boldsymbol{\theta}^*, \boldsymbol{\theta}) = 0$ and $\mu_{t,\infty}^{(i)}(\boldsymbol{\theta}^*, \boldsymbol{\theta}^*) > 0$. This case is prohibited by lemma 13; or
- $\mu_{t,\infty}^{(i)}(\boldsymbol{\theta}^*, \boldsymbol{\theta}) = \mu_{t,\infty}^{(i)}(\boldsymbol{\theta}^*, \boldsymbol{\theta}^*) = 0$. In this case, by lemmas 12 and 14, we have that for all $n \in \mathbb{N}$ $\mu_{t,n}^{(i)}(\boldsymbol{\theta}^*) = 0$, $\mu_{t,n}^{(i)}(\boldsymbol{\theta}) = 0$, and $y_t^{(i)} = 0$ $\mathbb{P}_n^{\boldsymbol{\theta}^*}$ a.s., so that the i th term disappears from (9.50) and (9.51) with probability 1 by the convention $0 \log 0 := 0$.

Hence we have shown the convergence of:

$$\mathcal{C}_{t,n}(\boldsymbol{\theta}) \xrightarrow[a.s.]{\boldsymbol{\theta}^*} -\text{KL}(\boldsymbol{\mu}_{t,\infty}(\boldsymbol{\theta}^*, \boldsymbol{\theta}^*) \parallel \boldsymbol{\mu}_{t,\infty}(\boldsymbol{\theta}^*, \boldsymbol{\theta})),$$

point-wise in $\boldsymbol{\theta} \in \Theta$.

Next we show that $(\mathcal{C}_{t,n})_{n \geq 1}$ are stochastically equicontinuous. Let $\mathbf{f} \in \mathbb{R}^m$ and $E \subset \Omega$ such that $\mathbb{P}^{\boldsymbol{\theta}^*}(E) = 1$. Let $\boldsymbol{\theta}_1, \boldsymbol{\theta}_2 \in \Theta$, $\omega \in E$, and $\varepsilon > 0$. Firstly we will show the stochastic equicontinuity of $n^{-1}\boldsymbol{\mu}_{t,n}(\boldsymbol{\theta})^\top \mathbf{f}$ for any $\mathbf{f} \in \mathbb{R}^m$. Let $\varepsilon_0 > 0$ and write by the triangle inequality:

$$|n^{-1}\boldsymbol{\mu}_{t,n}(\boldsymbol{\theta}_1)^\top \mathbf{f} - n^{-1}\boldsymbol{\mu}_{t,n}(\boldsymbol{\theta}_2)^\top \mathbf{f}| \leq |n^{-1}\boldsymbol{\mu}_{t,n}(\boldsymbol{\theta}_1)^\top \mathbf{f} - \boldsymbol{\mu}_{t,\infty}(\boldsymbol{\theta}^*, \boldsymbol{\theta}_1)^\top \mathbf{f}| \quad (9.53)$$

$$+ |n^{-1}\boldsymbol{\mu}_{t,n}(\boldsymbol{\theta}_2)^\top \mathbf{f} - \boldsymbol{\mu}_{t,\infty}(\boldsymbol{\theta}^*, \boldsymbol{\theta}_2)^\top \mathbf{f}| \quad (9.54)$$

$$+ |\boldsymbol{\mu}_{t,\infty}(\boldsymbol{\theta}^*, \boldsymbol{\theta}_1)^\top \mathbf{f} - \boldsymbol{\mu}_{t,\infty}(\boldsymbol{\theta}^*, \boldsymbol{\theta}_2)^\top \mathbf{f}|. \quad (9.55)$$

There exists $N(\omega) < \infty$ such that for $n > N(\omega)$ the first two terms are bounded by $\varepsilon_0/3$ by proposition 3. Furthermore, since $\boldsymbol{\mu}_{t,\infty} : \{\boldsymbol{\theta}^*\} \times \Theta \rightarrow \mathbb{R}$ is a deterministic composition of functions continuous in $\boldsymbol{\theta}$, it must itself be continuous in $\boldsymbol{\theta}$. Therefore, there exists a $\delta_0 > 0$ such that:

$$\|\boldsymbol{\theta}_1 - \boldsymbol{\theta}_2\|_\infty < \delta_0 \implies |\boldsymbol{\mu}_{t,\infty}(\boldsymbol{\theta}^*, \boldsymbol{\theta}_1)^\top \mathbf{f} - \boldsymbol{\mu}_{t,\infty}(\boldsymbol{\theta}^*, \boldsymbol{\theta}_2)^\top \mathbf{f}| < \varepsilon_0/3.$$

Hence we have shown stochastic equicontinuity of $(n^{-1}\boldsymbol{\mu}_{t,n}(\boldsymbol{\theta})^\top \mathbf{f})_{n \geq 1}$. Now, consider $\mathcal{C}_{t,n}$:

$$|\mathcal{C}_{t,n}(\boldsymbol{\theta}_1) - \mathcal{C}_{t,n}(\boldsymbol{\theta}_2)| \leq \left| \sum_{i=1}^m n^{-1} y_t^{(i)} \log \frac{\mu_{t,n}^{(i)}(\boldsymbol{\theta}_1)}{\mu_{t,n}^{(i)}(\boldsymbol{\theta}_2)} \right| \quad (9.56)$$

$$+ |n^{-1} [\boldsymbol{\mu}_{t,n}(\boldsymbol{\theta}_1)^\top - \boldsymbol{\mu}_{t,n}(\boldsymbol{\theta}_2)^\top] \mathbf{1}_m|. \quad (9.57)$$

By what has been proven already we can choose δ_1 and $N_1(\omega)$ to bound (9.57) by $\varepsilon/2$. Let $\varepsilon_2 > 0$, by proposition 1 there exists $N_2(\omega)$ such that for $n > N_2(\omega)$:

$$\left| \sum_{i=1}^m n^{-1} y_t^{(i)} \log \frac{\mu_{t,n}^{(i)}(\boldsymbol{\theta}_1)}{\mu_{t,n}^{(i)}(\boldsymbol{\theta}_2)} \right| < \sum_{i=1}^m |\mu_{t,\infty}^{(i)}(\boldsymbol{\theta}^*, \boldsymbol{\theta}^*) + \varepsilon_2| \left| \log \frac{n^{-1} \mu_{t,n}^{(i)}(\boldsymbol{\theta}_1)}{n^{-1} \mu_{t,n}^{(i)}(\boldsymbol{\theta}_2)} \right| \quad (9.58)$$

Furthermore, for each $i \in [m]$ either:

- there is positive probability that either $\mu_{t,n}^{(i)}(\boldsymbol{\theta}_1) = 0$ or $\mu_{t,n}^{(i)}(\boldsymbol{\theta}_2) = 0$, then the i th term of the sum on the l.h.s. of (9.58) disappears since $y_t^{(i)} = 0$ with probability 1 by lemma 12, and we invoke the convention $0 \log 0 := 0$; or
- $\mu_{t,n}^{(i)}(\boldsymbol{\theta}_1) > 0$ and $\mu_{t,n}^{(i)}(\boldsymbol{\theta}_2) > 0$ almost surely. Then by continuity of log on $\mathbb{R}_{>0}$ there exists a $\delta_3^{(i)} > 0$ such that for $|n^{-1} \mu_{t,n}^{(i)}(\boldsymbol{\theta}_1) - n^{-1} \mu_{t,n}^{(i)}(\boldsymbol{\theta}_2)| < \delta_3^{(i)}$:

$$\begin{aligned} \left| \log \frac{n^{-1} \mu_{t,n}^{(i)}(\boldsymbol{\theta}_1)}{n^{-1} \mu_{t,n}^{(i)}(\boldsymbol{\theta}_2)} \right| &= \left| \log n^{-1} \mu_{t,n}^{(i)}(\boldsymbol{\theta}_1) - \log n^{-1} \mu_{t,n}^{(i)}(\boldsymbol{\theta}_2) \right| \\ &< \frac{\varepsilon}{2m |\mu_{t,\infty}^{(i)}(\boldsymbol{\theta}^*, \boldsymbol{\theta}^*) + \varepsilon_2|}. \end{aligned}$$

By stochastic equicontinuity of $(n^{-1} \boldsymbol{\mu}_{t,n}^\top \mathbf{f})_{n \geq 1}$ there exists $N_3(\omega)$ and δ_2 such that for $n > N_3(\omega)$ and $\|\boldsymbol{\theta}_1 - \boldsymbol{\theta}_2\|_\infty < \delta_2$ we have that $\|n^{-1} \boldsymbol{\mu}_{t,n}(\boldsymbol{\theta}_1) - n^{-1} \boldsymbol{\mu}_{t,n}(\boldsymbol{\theta}_2)\|_\infty < \min_i \delta_3^{(i)}$ so that:

$$\begin{aligned} \left| \sum_{i=1}^m n^{-1} y_t^{(i)} \log \frac{\mu_{t,n}^{(i)}(\boldsymbol{\theta}_1)}{\mu_{t,n}^{(i)}(\boldsymbol{\theta}_2)} \right| &< \sum_{i=1}^m |\mu_{t,\infty}^{*(i)}(\boldsymbol{\theta}^*, \boldsymbol{\theta}^*) + \varepsilon_2| \frac{\varepsilon}{2m |\mu_{t,\infty}^{*(i)}(\boldsymbol{\theta}^*, \boldsymbol{\theta}^*) + \varepsilon_2|} \\ &= \varepsilon/2. \end{aligned}$$

Hence choosing $\delta = \min(\delta_1, \delta_2)$ and $N(\omega) = \max(N_1(\omega), N_2(\omega), N_3(\omega))$ we have that for $\|\boldsymbol{\theta}_1 - \boldsymbol{\theta}_2\|_\infty < \delta$ and $n > N(\omega)$:

$$|\mathcal{C}_{t,n}(\boldsymbol{\theta}_1) - \mathcal{C}_{t,n}(\boldsymbol{\theta}_2)| < \varepsilon/2 + \varepsilon/2 = \varepsilon.$$

Hence we have established the stochastic equicontinuity of $\mathcal{C}_{t,n}$. This along with the already proven pointwise convergence establishes uniform almost sure convergence by lemma 18 and completes the proof. \square

9.3.2 Case (II)

We have:

$$\begin{aligned} n^{-1} \mathcal{L}_n(\boldsymbol{\theta}) - n^{-1} \mathcal{L}_n(\boldsymbol{\theta}^*) &= \sum_{r=1}^R \left\{ \mathbf{1}_m^\top [n^{-1} \bar{\mathbf{Y}}_r \odot \log(\mathbf{M}_{r,n}(\boldsymbol{\theta}) \odot \mathbf{M}_{r,n}(\boldsymbol{\theta}^*))] \mathbf{1}_m \right. \\ &\quad \left. + n^{-1} \mathbf{1}_m^\top [\mathbf{M}_{r,n}(\boldsymbol{\theta}) - \mathbf{M}_{r,n}(\boldsymbol{\theta}^*)] \mathbf{1}_m \right\}. \end{aligned}$$

Proposition 6. *Let assumptions 1-4 hold. Then*

$$n^{-1} \mathcal{L}_n(\boldsymbol{\theta}) - n^{-1} \mathcal{L}_n(\boldsymbol{\theta}^*) \xrightarrow[a.s.]{\boldsymbol{\theta}^*} - \sum_{r=1}^R \text{KL}(\text{Poi}[\mathbf{M}_{r,\infty}(\boldsymbol{\theta}^*, \boldsymbol{\theta}^*)] \parallel \text{Poi}[\mathbf{M}_{r,\infty}(\boldsymbol{\theta}^*, \boldsymbol{\theta})]), \quad (9.59)$$

uniformly in $\boldsymbol{\theta}$.

Proof. The details are similar to lemma 5. For $n \in \mathbb{N}$ define the sequence of random functions $(\mathcal{D}_n(\boldsymbol{\theta}))_{n \geq 1}$, $\mathcal{D}_n(\boldsymbol{\theta}) := \sum_{r=1}^R \mathcal{D}_{r,n}(\boldsymbol{\theta})$, where:

$$\begin{aligned} \mathcal{D}_{r,n}(\boldsymbol{\theta}) &:= \mathbf{1}_m^\top [n^{-1} \bar{\mathbf{Y}}_r \odot \log(\mathbf{M}_{r,n}(\boldsymbol{\theta}) \odot \mathbf{M}_{r,n}(\boldsymbol{\theta}^*))] \mathbf{1}_m \\ &\quad + n^{-1} \mathbf{1}_m^\top [\mathbf{M}_{r,n}(\boldsymbol{\theta}) - \mathbf{M}_{r,n}(\boldsymbol{\theta}^*)] \mathbf{1}_m \\ &= \sum_{i=1}^m \sum_{j=1}^m \bar{Y}_r^{(i,j)} \log \frac{M_{r,n}^{(i,j)}(\boldsymbol{\theta})}{M_{r,n}^{(i,j)}(\boldsymbol{\theta}^*)} + [M_{r,n}^{(i,j)}(\boldsymbol{\theta}) - M_{r,n}^{(i,j)}(\boldsymbol{\theta}^*)] \end{aligned}$$

With the convention $0 \log 0 := 0$. To see that this mapping is almost surely well defined, consider the following cases for each $(i, j) \in [m]^2$. If both $M_{r,n}^{(i,j)}(\boldsymbol{\theta}) > 0$, or $M_{r,n}^{(i,j)}(\boldsymbol{\theta}^*) > 0$ $\mathbb{P}_n^{\boldsymbol{\theta}^*}$ -a.s., then the log of each of these terms is almost surely well defined. If either $M_{r,n}^{(i,j)}(\boldsymbol{\theta}) = 0$, or $M_{r,n}^{(i,j)}(\boldsymbol{\theta}^*) = 0$ with positive probability, then $\bar{Y}_r^{(i,j)} = 0$ $\mathbb{P}_n^{\boldsymbol{\theta}^*}$ -a.s. by lemma 15 and we invoke the convention $0 \log 0 := 0$.

It is enough to show that for each $r \in \{1, \dots, R\}$

$$\mathcal{D}_{r,n}(\boldsymbol{\theta}) \xrightarrow[a.s.]{\boldsymbol{\theta}^*} -\text{KL}(\text{Poi}[\mathbf{M}_{r,\infty}(\boldsymbol{\theta}^*, \boldsymbol{\theta}^*)] \parallel \text{Poi}[\mathbf{M}_{r,\infty}(\boldsymbol{\theta}^*, \boldsymbol{\theta})]), \text{ uniformly in } \boldsymbol{\theta}.$$

We show pointwise almost sure convergence and then stochastic equicontinuity. Fix $r \in \{1, \dots, R\}$ and note that by proposition 4 $n^{-1}\mathbf{M}_{r,n}(\boldsymbol{\theta}) \xrightarrow[a.s.]{\boldsymbol{\theta}^*} \mathbf{M}_{r,\infty}(\boldsymbol{\theta}^*, \boldsymbol{\theta})$ for all $\boldsymbol{\theta} \in \Theta$ and $r = 1, \dots, R$. Furthermore by proposition 2 $n^{-1}\bar{\mathbf{Y}}_r \xrightarrow[a.s.]{\boldsymbol{\theta}^*} \mathbf{M}_{r,\infty}(\boldsymbol{\theta}^*, \boldsymbol{\theta}^*)$ for all $r = 1, \dots, R$. We claim that by the CMT:

$$\mathcal{D}_{r,n}(\boldsymbol{\theta}) = \mathbf{1}_m^\top [n^{-1}\bar{\mathbf{Y}}_r \odot \log(\mathbf{M}_{n,r}(\boldsymbol{\theta}) \odot \mathbf{M}_{n,r}(\boldsymbol{\theta}^*))] \mathbf{1}_m \quad (9.60)$$

$$+ n^{-1} \mathbf{1}_m^\top [\mathbf{M}_{n,r}(\boldsymbol{\theta}) - \mathbf{M}_{n,r}(\boldsymbol{\theta}^*)] \mathbf{1}_m \quad (9.61)$$

$$= \sum_{i=1}^m \sum_{j=1}^m n^{-1} \bar{Y}_r^{(i,j)} \log \frac{M_{r,n}^{(i,j)}(\boldsymbol{\theta})}{M_{r,n}^{(i,j)}(\boldsymbol{\theta}^*)} + n^{-1} [M_{r,n}^{(i,j)}(\boldsymbol{\theta}) - M_{r,n}^{(i,j)}(\boldsymbol{\theta}^*)] \quad (9.62)$$

$$\xrightarrow[a.s.]{\boldsymbol{\theta}^*} \sum_{i=1}^m \sum_{j=1}^m M_{r,\infty}^{(i,j)}(\boldsymbol{\theta}^*, \boldsymbol{\theta}^*) \log \frac{M_{r,\infty}^{(i,j)}(\boldsymbol{\theta}^*, \boldsymbol{\theta})}{M_{r,\infty}^{(i,j)}(\boldsymbol{\theta}^*, \boldsymbol{\theta}^*)} + [M_{r,\infty}^{(i,j)}(\boldsymbol{\theta}^*, \boldsymbol{\theta}) - M_{r,\infty}^{(i,j)}(\boldsymbol{\theta}^*, \boldsymbol{\theta}^*)] \quad (9.63)$$

$$= -\text{KL}(\mathbf{M}_{r,\infty}(\boldsymbol{\theta}^*, \boldsymbol{\theta}^*) \parallel \mathbf{M}_{r,\infty}(\boldsymbol{\theta}^*, \boldsymbol{\theta})). \quad (9.64)$$

To see that this limit is indeed almost surely well defined consider the cases for each $i = 1, \dots, m$ and $j \in [m]$, either:

- $M_{r,\infty}^{(i,j)}(\boldsymbol{\theta}^*, \boldsymbol{\theta}^*) > 0$ and $M_{r,\infty}^{(i,j)}(\boldsymbol{\theta}^*, \boldsymbol{\theta}) > 0$. In this case all functions in the sequence and its limit are well defined. Or
- $M_{r,\infty}^{(i,j)}(\boldsymbol{\theta}^*, \boldsymbol{\theta}) > 0$ and $M_{r,\infty}^{(i,j)}(\boldsymbol{\theta}^*, \boldsymbol{\theta}^*) = 0$, or $M_{r,\infty}^{(i,j)}(\boldsymbol{\theta}^*, \boldsymbol{\theta}) = 0$ and $M_{r,\infty}^{(i,j)}(\boldsymbol{\theta}^*, \boldsymbol{\theta}^*) > 0$. This case is prohibited by lemma 13. Or
- $M_{r,\infty}^{(i,j)}(\boldsymbol{\theta}^*, \boldsymbol{\theta}^*) = M_{r,\infty}^{(i,j)}(\boldsymbol{\theta}^*, \boldsymbol{\theta}^*) = 0$. In this case, by lemmas 12 and 14, we have $M_{r,n}^{(i,j)}(\boldsymbol{\theta}^*) = 0$ and $\bar{Y}_r^{(i,j)} = 0$ $\mathbb{P}_n^{\boldsymbol{\theta}^*}$ -a.s., so that the (i, j) th term disappears from the sums in (9.62) and (9.63) by the convention $0 \log 0 := 0$.

Hence we have shown:

$$\mathcal{D}_{r,n}(\boldsymbol{\theta}) \xrightarrow[a.s.]{\boldsymbol{\theta}^*} -\text{KL}(\text{Poi}(\mathbf{M}_{r,\infty}(\boldsymbol{\theta}^*, \boldsymbol{\theta}^*)) \parallel \text{Poi}(\mathbf{M}_{r,\infty}(\boldsymbol{\theta}^*, \boldsymbol{\theta}))), \text{ pointwise in } \boldsymbol{\theta}.$$

We now prove stochastic equicontinuity of $(\mathcal{D}_{r,n})_{n \geq 1}$. Firstly we will show the stochastic equicontinuity of $(n^{-1} \mathbf{f}_1^\top \mathbf{M}_{r,n}(\boldsymbol{\theta}) \mathbf{f}_2)_{n \geq 1}$ for any vectors $\mathbf{f}_1, \mathbf{f}_2 \in \mathbb{R}^m$. Let $\mathbf{f}_1, \mathbf{f}_2 \in \mathbb{R}^m$ and $E \subseteq \Omega$ such that $\mathbb{P}^{\boldsymbol{\theta}^*}(E) = 1$. Let $\boldsymbol{\theta}_1, \boldsymbol{\theta}_2 \in \Theta$, $\omega \in E$, and $\varepsilon > 0$. Let $\varepsilon_0 > 0$ and write by the triangle inequality:

$$\begin{aligned} \left| n^{-1} \mathbf{f}_1^\top \mathbf{M}_{r,n}(\boldsymbol{\theta}_1) \mathbf{f}_2 - n^{-1} \mathbf{f}_1^\top \mathbf{M}_{r,n}(\boldsymbol{\theta}_2) \mathbf{f}_2 \right| &\leq \left| n^{-1} \mathbf{f}_1^\top \mathbf{M}_{r,n}(\boldsymbol{\theta}_1) \mathbf{f}_2 - \mathbf{f}_1^\top \mathbf{M}_{r,\infty}(\boldsymbol{\theta}^*, \boldsymbol{\theta}_1) \mathbf{f}_2 \right| \\ &\quad + \left| n^{-1} \mathbf{f}_1^\top \mathbf{M}_{r,n}(\boldsymbol{\theta}_2) \mathbf{f}_2 - \mathbf{f}_1^\top \mathbf{M}_{r,\infty}(\boldsymbol{\theta}^*, \boldsymbol{\theta}_2) \mathbf{f}_2 \right| \\ &\quad + \left| \mathbf{f}_1^\top \mathbf{M}_{r,\infty}(\boldsymbol{\theta}^*, \boldsymbol{\theta}_1) \mathbf{f}_2 - \mathbf{f}_1^\top \mathbf{M}_{r,\infty}(\boldsymbol{\theta}^*, \boldsymbol{\theta}_2) \mathbf{f}_2 \right|. \end{aligned}$$

There exists $N(\omega)$ such that for $n > N(\omega)$ the first two terms are bounded by $\varepsilon_0/3$ by proposition 3. Furthermore, since $\mathbf{M}_{r,\infty} : \{\boldsymbol{\theta}^*\} \times \Theta \rightarrow \mathbb{R}$ is a deterministic composition of functions continuous in $\boldsymbol{\theta}$, it must itself be continuous in $\boldsymbol{\theta}$. Hence there exists a δ_0 such that:

$$\|\boldsymbol{\theta}_1 - \boldsymbol{\theta}_2\|_\infty < \delta_0 \implies \left| \mathbf{f}_1^\top \mathbf{M}_{r,\infty}(\boldsymbol{\theta}^*, \boldsymbol{\theta}_1) \mathbf{f}_2 - \mathbf{f}_1^\top \mathbf{M}_{r,\infty}(\boldsymbol{\theta}^*, \boldsymbol{\theta}_2) \mathbf{f}_2 \right| < \varepsilon_0/3.$$

Hence we have shown stochastic equicontinuity of $(n^{-1} \mathbf{f}_1^\top \mathbf{M}_{r,n}(\boldsymbol{\theta}) \mathbf{f}_2)_{n \geq 1}$. Now, consider $\mathcal{D}_{r,n}$:

$$|\mathcal{D}_{r,n}(\boldsymbol{\theta}_1) - \mathcal{D}_{r,n}(\boldsymbol{\theta}_2)| \leq \left| n^{-1} \mathbf{1}_m^\top [\bar{\mathbf{Y}}_r \odot \log(\mathbf{M}_{r,n}(\boldsymbol{\theta}_1) \odot \mathbf{M}_{r,n}(\boldsymbol{\theta}_2))] \mathbf{1}_m \right| \quad (9.65)$$

$$+ \left| n^{-1} \mathbf{1}_m^\top [\mathbf{M}_{r,n}(\boldsymbol{\theta}_1) - \mathbf{M}_{r,n}(\boldsymbol{\theta}_2)] \mathbf{1}_m \right| \quad (9.66)$$

By what has already been proven, for any $\varepsilon > 0$ we can choose δ_1 and $N_1(\omega)$ to bound (9.66) by $\varepsilon/2$. Let $\varepsilon_1 > 0$, by proposition 2 there exists $N_2(\omega)$ such that for $n > N_2(\omega)$,

$$\left| \sum_{i,j=1}^m n^{-1} Y_r^{(i,j)} \log \frac{M_{r,n}^{(i,j)}(\boldsymbol{\theta}_1)}{M_{r,n}^{(i,j)}(\boldsymbol{\theta}_2)} \right| < \sum_{i,j=1}^m |M_{r,\infty}^{(i,j)}(\boldsymbol{\theta}^*, \boldsymbol{\theta}^*) + \varepsilon_1| \left| \log \frac{n^{-1} M_{r,n}^{(i,j)}(\boldsymbol{\theta}_1)}{n^{-1} M_{r,n}^{(i,j)}(\boldsymbol{\theta}_2)} \right|.$$

Furthermore, for each $(i, j) \in [m]^2$ either:

- $M_{r,n}^{(i,j)}(\boldsymbol{\theta}_1) = 0$ or $M_{r,n}^{(i,j)}(\boldsymbol{\theta}_2) = 0$ with positive probability. In this case the (i, j) th terms disappear from the sum on the left hand side since $\bar{Y}_r^{(i,j)} = 0$ with probability 1 by lemma 15; or
- $M_{r,n}^{(i,j)}(\boldsymbol{\theta}_1) > 0$ and $M_{r,n}^{(i,j)}(\boldsymbol{\theta}_2) > 0$ almost surely, by continuity of log on $\mathbb{R}_{>0}$ there exists a $\delta_3^{(i,j)} > 0$ such that if $|M_{r,n}^{(i,j)}(\boldsymbol{\theta}_1) - M_{r,n}^{(i,j)}(\boldsymbol{\theta}_2)| < \delta_3^{(i,j)}$ then:

$$\begin{aligned} \left| \log \frac{n^{-1} M_{r,n}^{(i,j)}(\boldsymbol{\theta}_1)}{n^{-1} M_{r,n}^{(i,j)}(\boldsymbol{\theta}_2)} \right| &= \left| \log n^{-1} M_{r,n}^{(i,j)}(\boldsymbol{\theta}_1) - \log n^{-1} M_{r,n}^{(i,j)}(\boldsymbol{\theta}_2) \right| \\ &\leq \frac{\varepsilon}{2m^2 |M_{r,\infty}^{(i,j)}(\boldsymbol{\theta}^*, \boldsymbol{\theta}^*) + \varepsilon_1|}. \end{aligned}$$

Then by stochastic equicontinuity of $(n^{-1} \mathbf{M}_{r,n})_{n \geq 1}$ there exists $N_3(\omega)$ and δ_2 such that for $n > \max(N_2(\omega), N_3(\omega))$ and $\|\boldsymbol{\theta}_1 - \boldsymbol{\theta}_2\|_\infty < \delta_2$ we have that

$\|\mathbf{M}_{r,n}(\boldsymbol{\theta}_1) - \mathbf{M}_{r,n}(\boldsymbol{\theta}_2)\|_\infty < \min_{(i,j)} \delta_3^{(i,j)}$ so that:

$$\begin{aligned} \sum_{i,j=1}^m n^{-1} \bar{Y}_r \left| \log \frac{n^{-1} M_{r,n}^{(i,j)}(\boldsymbol{\theta}_1)}{n^{-1} M_{r,n}^{(i,j)}(\boldsymbol{\theta}_2)} \right| &< \sum_{i,j=1}^m |M_{r,\infty}^{(i,j)}(\boldsymbol{\theta}^*, \boldsymbol{\theta}^*) + \varepsilon_1| \frac{\varepsilon}{2m^2 |M_{r,\infty}^{(i,j)}(\boldsymbol{\theta}^*, \boldsymbol{\theta}^*) + \varepsilon_1|} \\ &= \varepsilon/2. \end{aligned}$$

Choosing $\delta = \min(\delta_1, \delta_2)$ and $N(\omega) = \max(N_1(\omega), N_2(\omega), N_3(\omega))$ we have that for $\|\boldsymbol{\theta}_1 - \boldsymbol{\theta}_2\|_\infty < \delta$ and $n > N(\omega)$:

$$|\mathcal{D}_{r,n}(\boldsymbol{\theta}_1) - \mathcal{D}_{r,n}(\boldsymbol{\theta}_2)| < \varepsilon/2 + \varepsilon/2 = \varepsilon.$$

Hence we have established the stochastic equicontinuity of $(\mathcal{D}_{r,n})_{n \geq 1}$. This along with the already proven pointwise convergence establishes uniform almost sure convergence by lemma 18. \square

9.4 Convergence of Maximum PAL estimators

Proof of Theorem 1. Let $\mathcal{C}(\boldsymbol{\theta}^*, \boldsymbol{\theta})$ be defined to be the r.h.s. of (9.48) and let \mathcal{C}_n be as in the proof of proposition 5. We have that $\mathcal{C}_n(\hat{\boldsymbol{\theta}}_n) \geq \mathcal{C}_n(\boldsymbol{\theta})$ for all $\boldsymbol{\theta} \in \Theta_{(I)}^*$. Furthermore $\mathcal{C}(\boldsymbol{\theta}^*, \boldsymbol{\theta}^*) - \mathcal{C}(\boldsymbol{\theta}^*, \boldsymbol{\theta}) > 0$ for all $\boldsymbol{\theta} \in \Theta$. We can combine these inequalities to obtain:

$$\begin{aligned} 0 &\leq \mathcal{C}(\boldsymbol{\theta}^*, \boldsymbol{\theta}^*) - \mathcal{C}(\boldsymbol{\theta}^*, \hat{\boldsymbol{\theta}}_n) \\ &\leq \mathcal{C}(\boldsymbol{\theta}^*, \boldsymbol{\theta}^*) - \mathcal{C}_n(\boldsymbol{\theta}^*) + \mathcal{C}_n(\boldsymbol{\theta}^*) - \mathcal{C}_n(\hat{\boldsymbol{\theta}}_n) + \mathcal{C}_n(\hat{\boldsymbol{\theta}}_n) - \mathcal{C}(\boldsymbol{\theta}^*, \hat{\boldsymbol{\theta}}_n) \\ &\leq 2 \sup_{\boldsymbol{\theta} \in \Theta} |\mathcal{C}(\boldsymbol{\theta}^*, \boldsymbol{\theta}) - \mathcal{C}_n(\boldsymbol{\theta})| \xrightarrow{a.s.} 0. \end{aligned} \tag{9.67}$$

Hence $\mathcal{C}(\boldsymbol{\theta}^*, \hat{\boldsymbol{\theta}}_n) \xrightarrow{a.s.} \mathcal{C}(\boldsymbol{\theta}^*, \boldsymbol{\theta}^*)$.

Now assume for purposes of contradiction that there is some positive probability that $\hat{\boldsymbol{\theta}}_n$ does not converge to the set $\Theta_{(I)}^*$, i.e. assume that there is an event $E \subset \Omega$ with $\mathbb{P}^{\boldsymbol{\theta}^*}(E) > 0$ such that for all $\omega \in E$ there exists a $\delta > 0$ such that for infinitely many $n \in \mathbb{N}$ we have $\hat{\boldsymbol{\theta}}_n(\omega)$ is not in the open neighbourhood $B_\delta(\Theta^*) = \{\boldsymbol{\theta} \in \Theta : \exists \boldsymbol{\theta}' \in \Theta^* : \|\boldsymbol{\theta} - \boldsymbol{\theta}'\| < \delta\}$. Since Θ is compact, the set $B_\delta(\Theta_{(I)}^*)^c = \Theta \setminus B_\delta(\Theta_{(I)}^*)$ is closed, bounded, and therefore compact. Furthermore, $\mathcal{C}(\boldsymbol{\theta}^*, \boldsymbol{\theta})$ is continuous in $\boldsymbol{\theta}$. By the extreme value theorem this means that there exists a $\boldsymbol{\theta}' \in B_\delta(\Theta_{(I)}^*)^c$ such that for all $\boldsymbol{\theta} \in B_\delta(\Theta_{(I)}^*)^c$:

$$\mathcal{C}(\boldsymbol{\theta}^*, \boldsymbol{\theta}) \leq \mathcal{C}(\boldsymbol{\theta}^*, \boldsymbol{\theta}')$$

Furthermore, since $\theta' \notin \Theta_{(I)}^*$ there exists $\varepsilon > 0$ such that:

$$\mathcal{C}(\theta^*, \theta') < \mathcal{C}(\theta^*, \theta^*) - \varepsilon.$$

By our assumption we have for each $\omega \in E$ there are infinitely many $n \in \mathbb{N}$ such that $\hat{\theta}_n(\omega) \in B_\delta(\Theta_{(I)}^*)^c$. But this implies that for each $\omega \in E$ there are infinitely many $n \in \mathbb{N}$ such that:

$$\begin{aligned} \mathcal{C}(\theta^*, \hat{\theta}_n(\omega)) &\leq \mathcal{C}(\theta^*, \theta') < \mathcal{C}(\theta^*, \theta^*) - \varepsilon, \\ \implies |\mathcal{C}(\theta^*, \theta^*) - \mathcal{C}(\theta^*, \hat{\theta}_n(\omega))| &> \varepsilon, \end{aligned}$$

which contradicts (9.67). Hence we must have that $\hat{\theta}_n$ converges to the set $\Theta_{(I)}^*$ \mathbb{P}^{θ^*} a.s. The proof for case (II) follows the same arguments but with \mathcal{C}_n and $\mathcal{C}(\theta^*, \theta)$ replaced by \mathcal{D}_n as in the proof of proposition 6 and $\mathcal{D}(\theta^*, \theta)$ defined to be the r.h.s. of (9.59). \square

9.5 Identifiability

Proposition 7. For any $\theta \in \Theta$,

$$\begin{aligned} \theta \in \Theta_{(I)}^* &\iff \mu_{t,\infty}(\theta, \theta) = \mu_{t,\infty}(\theta^*, \theta^*), \quad \forall t = 1, \dots, T \\ \theta \in \Theta_{(II)}^* &\iff \mathbf{M}_{r,\infty}(\theta, \theta) = \mathbf{M}_{r,\infty}(\theta^*, \theta^*), \quad \forall r = 1, \dots, R. \end{aligned}$$

Proof. For the first equivalence in the statement, in order to prove the implication in the forward direction, assume that $\theta \in \Theta_{(I)}^*$, i.e., $\mu_{t,\infty}(\theta^*, \theta) = \mu_{t,\infty}(\theta^*, \theta^*)$, for all $t = 1, \dots, T$. Recall from the definitions in (9.33)-(9.34) that $\lambda_{0,\infty}(\theta^*, \theta)$ does not depend on θ^* , hence neither does $\lambda_{1,\infty}(\theta^*, \theta)$, and so:

$$\begin{aligned} \mu_{1,\infty}(\theta^*, \theta^*)^\top &= \mu_{1,\infty}(\theta^*, \theta)^\top \\ &= (\lambda_{1,\infty}(\theta^*, \theta) \odot \mathbf{q}_1(\theta))^\top \mathbf{G}_1(\theta) + \kappa_{1,\infty}(\theta)^\top \\ &= (\lambda_{1,\infty}(\theta, \theta) \odot \mathbf{q}_1(\theta))^\top \mathbf{G}_1(\theta) + \kappa_{1,\infty}(\theta)^\top \\ &= \mu_{1,\infty}(\theta, \theta)^\top. \end{aligned}$$

Now, for $t > 1$ assume that $\lambda_{t-1,\infty}(\theta, \theta) = \lambda_{t-1,\infty}(\theta^*, \theta)$ and $\mu_{t-1,\infty}(\theta, \theta) = \mu_{t-1,\infty}(\theta^*, \theta)$. Then we have that:

$$\begin{aligned} \bar{\lambda}_{t-1,\infty}(\theta^*, \theta) &= \left[\mathbf{1}_m - \mathbf{q}_{t-1}(\theta) \right. \\ &\quad \left. + \left(\mu_{t-1,\infty}(\theta^*, \theta)^\top \left\{ [(\mathbf{1}_m \otimes \mathbf{q}_{t-1}(\theta)) \odot \mathbf{G}_{t-1}(\theta)^\top] \right. \right. \right. \\ &\quad \left. \left. \odot [\mu_{t-1,\infty}(\theta, \theta) \otimes \mathbf{1}_m] \right\} \right)^\top \left. \right] \odot \lambda_{t-1,\infty}(\theta^*, \theta) \\ &= [\mathbf{1}_m - \mathbf{q}_{t-1}(\theta) + \mathbf{q}_{t-1}(\theta)] \odot \lambda_{t-1,\infty}(\theta^*, \theta) \\ &= \lambda_{t-1,\infty}(\theta^*, \theta) \\ &= \lambda_{t-1,\infty}(\theta, \theta), \end{aligned}$$

so that

$$\begin{aligned} \lambda_{t,\infty}(\theta^*, \theta)^\top &= (\bar{\lambda}_{t-1,\infty}(\theta^*, \theta) \odot \delta_t(\theta))^\top \mathbf{K}_{t,\eta(\bar{\lambda}_{t-1,\infty}(\theta^*, \theta) \odot \delta_t(\theta))} + \alpha_{t,\infty}(\theta)^\top \\ &= (\lambda_{t-1,\infty}(\theta, \theta) \odot \delta_t(\theta))^\top \mathbf{K}_{t,\eta(\lambda_{t-1,\infty}(\theta, \theta) \odot \delta_t(\theta))} + \alpha_{t,\infty}(\theta)^\top \\ &= \lambda_{t,\infty}(\theta, \theta)^\top, \end{aligned}$$

and

$$\begin{aligned} \mu_{t,\infty}(\theta^*, \theta^*)^\top &= \mu_{t,\infty}(\theta^*, \theta)^\top \\ &= (\lambda_{t,\infty}(\theta^*, \theta) \odot \mathbf{q}_t(\theta))^\top \mathbf{G}_t(\theta) + \kappa_{t,\infty}(\theta)^\top \\ &= (\lambda_{t,\infty}(\theta, \theta) \odot \mathbf{q}_t(\theta))^\top \mathbf{G}_t(\theta) + \kappa_{t,\infty}(\theta)^\top \\ &= \mu_{t,\infty}(\theta, \theta)^\top. \end{aligned}$$

By induction we have thus shown that $\boldsymbol{\mu}_{t,\infty}(\boldsymbol{\theta}^*, \boldsymbol{\theta}^*) = \boldsymbol{\mu}_{t,\infty}(\boldsymbol{\theta}, \boldsymbol{\theta})$ for all $t = 1, \dots, T$ and have completed the proof for the forward direction of the first implication in the statement.

For the backwards direction we need to show that $\boldsymbol{\mu}_{t,\infty}(\boldsymbol{\theta}^*, \boldsymbol{\theta}^*) = \boldsymbol{\mu}_{t,\infty}(\boldsymbol{\theta}, \boldsymbol{\theta}) \implies \boldsymbol{\mu}_{t,\infty}(\boldsymbol{\theta}^*, \boldsymbol{\theta}) = \boldsymbol{\mu}_{t,\infty}(\boldsymbol{\theta}^*, \boldsymbol{\theta}^*)$, for all $t = 1, \dots, T$. Similarly as for the forwards direction:

$$\begin{aligned}\boldsymbol{\mu}_{1,\infty}(\boldsymbol{\theta}^*, \boldsymbol{\theta})^\top &= (\boldsymbol{\lambda}_{1,\infty}(\boldsymbol{\theta}^*, \boldsymbol{\theta}) \odot \mathbf{q}_1(\boldsymbol{\theta}))^\top \mathbf{G}_1(\boldsymbol{\theta}) + \boldsymbol{\kappa}_1(\boldsymbol{\theta})^\top \\ &= (\boldsymbol{\lambda}_{1,\infty}(\boldsymbol{\theta}, \boldsymbol{\theta}) \odot \mathbf{q}_1(\boldsymbol{\theta}))^\top \mathbf{G}_1(\boldsymbol{\theta}) + \boldsymbol{\kappa}_1(\boldsymbol{\theta})^\top \\ &= \boldsymbol{\mu}_{1,\infty}(\boldsymbol{\theta}, \boldsymbol{\theta})^\top \\ &= \boldsymbol{\mu}_{1,\infty}(\boldsymbol{\theta}^*, \boldsymbol{\theta}^*)^\top.\end{aligned}$$

Now, for $t > 1$ assume that $\boldsymbol{\lambda}_{t-1,\infty}(\boldsymbol{\theta}, \boldsymbol{\theta}) = \boldsymbol{\lambda}_{t-1,\infty}(\boldsymbol{\theta}^*, \boldsymbol{\theta})$ and $\boldsymbol{\mu}_{t-1,\infty}(\boldsymbol{\theta}, \boldsymbol{\theta}) = \boldsymbol{\mu}_{t-1,\infty}(\boldsymbol{\theta}^*, \boldsymbol{\theta})$. Then we have that:

$$\begin{aligned}\bar{\boldsymbol{\lambda}}_{t-1,\infty}(\boldsymbol{\theta}^*, \boldsymbol{\theta}) &= \left[\mathbf{1}_m - \mathbf{q}_{t-1}(\boldsymbol{\theta}) \right. \\ &\quad \left. + \left(\boldsymbol{\mu}_{t-1,\infty}(\boldsymbol{\theta}^*, \boldsymbol{\theta})^\top \left\{ [\mathbf{1}_m \otimes \mathbf{q}_{t-1}(\boldsymbol{\theta})] \odot \mathbf{G}_{t-1}(\boldsymbol{\theta})^\top \right\} \right. \right. \\ &\quad \left. \left. \odot [\boldsymbol{\mu}_{t-1,\infty}(\boldsymbol{\theta}, \boldsymbol{\theta}) \otimes \mathbf{1}_m] \right\} \right]^\top \odot \boldsymbol{\lambda}_{t-1,\infty}(\boldsymbol{\theta}^*, \boldsymbol{\theta}) \\ &= [\mathbf{1}_m - \mathbf{q}_{t-1}(\boldsymbol{\theta}) + \mathbf{q}_{t-1}(\boldsymbol{\theta})] \odot \boldsymbol{\lambda}_{t-1,\infty}(\boldsymbol{\theta}^*, \boldsymbol{\theta}) \\ &= \boldsymbol{\lambda}_{t-1,\infty}(\boldsymbol{\theta}^*, \boldsymbol{\theta}) \\ &= \boldsymbol{\lambda}_{t-1,\infty}(\boldsymbol{\theta}, \boldsymbol{\theta}),\end{aligned}$$

so that

$$\begin{aligned}\boldsymbol{\lambda}_{t,\infty}(\boldsymbol{\theta}^*, \boldsymbol{\theta})^\top &= (\bar{\boldsymbol{\lambda}}_{t-1,\infty}(\boldsymbol{\theta}^*, \boldsymbol{\theta}) \odot \boldsymbol{\delta}_t(\boldsymbol{\theta}))^\top \mathbf{K}_{t,\eta}(\bar{\boldsymbol{\lambda}}_{t-1,\infty}(\boldsymbol{\theta}^*, \boldsymbol{\theta}) \odot \boldsymbol{\delta}_t(\boldsymbol{\theta})) + \boldsymbol{\alpha}_{t,\infty}(\boldsymbol{\theta})^\top \\ &= (\boldsymbol{\lambda}_{t-1,\infty}(\boldsymbol{\theta}, \boldsymbol{\theta}) \odot \boldsymbol{\delta}_t(\boldsymbol{\theta}))^\top \mathbf{K}_{t,\eta}(\boldsymbol{\lambda}_{1,\infty}(\boldsymbol{\theta}, \boldsymbol{\theta}) \odot \boldsymbol{\delta}_t(\boldsymbol{\theta})) + \boldsymbol{\alpha}_{t,\infty}(\boldsymbol{\theta})^\top \\ &= \boldsymbol{\lambda}_{t,\infty}(\boldsymbol{\theta}, \boldsymbol{\theta})^\top,\end{aligned}$$

and

$$\begin{aligned}\boldsymbol{\mu}_{t,\infty}(\boldsymbol{\theta}^*, \boldsymbol{\theta})^\top &= (\boldsymbol{\lambda}_{t,\infty}(\boldsymbol{\theta}^*, \boldsymbol{\theta}) \odot \mathbf{q}_t(\boldsymbol{\theta}))^\top \mathbf{G}_t(\boldsymbol{\theta}) + \boldsymbol{\kappa}_{t,\infty}(\boldsymbol{\theta})^\top \\ &= (\boldsymbol{\lambda}_{t,\infty}(\boldsymbol{\theta}, \boldsymbol{\theta}) \odot \mathbf{q}_t(\boldsymbol{\theta}))^\top \mathbf{G}_t(\boldsymbol{\theta}) + \boldsymbol{\kappa}_{t,\infty}(\boldsymbol{\theta})^\top \\ &= \boldsymbol{\mu}_{t,\infty}(\boldsymbol{\theta}, \boldsymbol{\theta})^\top \\ &= \boldsymbol{\mu}_{t,\infty}(\boldsymbol{\theta}^*, \boldsymbol{\theta}^*)^\top\end{aligned}$$

This completes the proof of the first implication in the statement of the proposition.

For the second implication, we will first show $\mathbf{M}_{r,\infty}(\boldsymbol{\theta}^*, \boldsymbol{\theta}) = \mathbf{M}_{r,\infty}(\boldsymbol{\theta}^*, \boldsymbol{\theta}^*) \implies \mathbf{M}_{r,\infty}(\boldsymbol{\theta}^*, \boldsymbol{\theta}^*) = \mathbf{M}_{r,\infty}(\boldsymbol{\theta}, \boldsymbol{\theta})$, for all $r = 1, \dots, R$. Recalling the definitions in (9.43)-(9.44), we have that for all $s \in \{1, \dots, \tau_1\}$, $\boldsymbol{\Lambda}_{s,\infty}(\boldsymbol{\theta}^*, \boldsymbol{\theta}) = \boldsymbol{\Lambda}_{s,\infty}(\boldsymbol{\theta}, \boldsymbol{\theta})$ and hence:

$$\mathbf{M}_{1,\infty}(\boldsymbol{\theta}^*, \boldsymbol{\theta}^*) = \mathbf{M}_{1,\infty}(\boldsymbol{\theta}^*, \boldsymbol{\theta}) = \sum_{s=1}^{\tau_1} \boldsymbol{\Lambda}_{s,\infty}(\boldsymbol{\theta}^*, \boldsymbol{\theta}) \odot \mathbf{Q}_s(\boldsymbol{\theta}) \quad (9.68)$$

$$= \sum_{s=1}^{\tau_1} \boldsymbol{\Lambda}_{s,\infty}(\boldsymbol{\theta}, \boldsymbol{\theta}) \odot \mathbf{Q}_s(\boldsymbol{\theta}) \quad (9.69)$$

$$= \mathbf{M}_{1,\infty}(\boldsymbol{\theta}, \boldsymbol{\theta}). \quad (9.70)$$

Now let $r \geq 1$ and assume that, for all $s \in \{\tau_{r-1} + 1, \dots, \tau_r\}$, $\boldsymbol{\Lambda}_{s,\infty}(\boldsymbol{\theta}^*, \boldsymbol{\theta}) = \boldsymbol{\Lambda}_{s,\infty}(\boldsymbol{\theta}, \boldsymbol{\theta})$. Then:

$$\begin{aligned}\bar{\boldsymbol{\Lambda}}_{\tau_r,\infty}(\boldsymbol{\theta}^*, \boldsymbol{\theta}) &= [\mathbf{1}_m \otimes \mathbf{1}_m - \mathbf{Q}_{\tau_r}(\boldsymbol{\theta})] \odot \boldsymbol{\Lambda}_{\tau_r,\infty}(\boldsymbol{\theta}^*, \boldsymbol{\theta}) \\ &\quad + \frac{\mathbf{M}_{r,\infty}(\boldsymbol{\theta}^*, \boldsymbol{\theta}^*)}{\mathbf{M}_{r,\infty}(\boldsymbol{\theta}^*, \boldsymbol{\theta})} [\boldsymbol{\Lambda}_{\tau_r,\infty}(\boldsymbol{\theta}^*, \boldsymbol{\theta}) \odot \mathbf{Q}_{\tau_r}(\boldsymbol{\theta})] \\ &= \boldsymbol{\Lambda}_{\tau_r,\infty}(\boldsymbol{\theta}^*, \boldsymbol{\theta}) \\ &= \boldsymbol{\Lambda}_{\tau_r,\infty}(\boldsymbol{\theta}, \boldsymbol{\theta}).\end{aligned}$$

This then implies that for all $s \in \{\tau_r + 1, \dots, \tau_{r+1}\}$, $\mathbf{\Lambda}_{s,\infty}(\boldsymbol{\theta}^*, \boldsymbol{\theta}) = \mathbf{\Lambda}_{s,\infty}(\boldsymbol{\theta}, \boldsymbol{\theta})$, which in turn implies, as in (9.68) that $\mathbf{M}_{r+1,\infty}(\boldsymbol{\theta}^*, \boldsymbol{\theta}^*) = \mathbf{M}_{r+1,\infty}(\boldsymbol{\theta}, \boldsymbol{\theta})$. The reverse direction follows with by similar reasoning, as in mirroring the proof of the backwards direction of the first implication in the statement of the proposition, so the details are omitted. \square

10 Supplementary material for section 6

10.1 Supporting material for section 6.2

Algorithm 5 Delayed acceptance PMMH algorithm with PAL

Initialize: $i = 0$, set $\boldsymbol{\theta}_0$ arbitrarily.

- 1: Run a particle filter to produce an approximation to $p(\mathbf{y}_{1:t} | \boldsymbol{\theta}_0)$ and denote this as $\hat{p}(\mathbf{y}_{1:t} | \boldsymbol{\theta}_0)$.
- 2: Run algorithm 1 to produce a PAL approximation to $p(\mathbf{y}_{1:t} | \boldsymbol{\theta}_0)$ and denote this as $\hat{p}_a(\mathbf{y}_{1:t} | \boldsymbol{\theta}_0)$.
- 3: **for** $i \geq 1$:
- 4: sample $\boldsymbol{\theta}_* \sim q(\cdot | \boldsymbol{\theta}_{i-1})$.
- 5: **stage 1**
 - Run algorithm 1 to produce a PAL approximation to $p(\mathbf{y}_{1:t} | \boldsymbol{\theta}_*)$ and denote this as $\hat{p}_a(\mathbf{y}_{1:t} | \boldsymbol{\theta}_*)$.
 - With probability:

$$\alpha_1(\boldsymbol{\theta}_{i-1}, \boldsymbol{\theta}_*) = \min \left\{ 1, \frac{\hat{p}_a(\mathbf{y}_{1:t} | \boldsymbol{\theta}_*) p(\boldsymbol{\theta}_*)}{\hat{p}_a(\mathbf{y}_{1:t} | \boldsymbol{\theta}_{i-1}) p(\boldsymbol{\theta}_{i-1})} \frac{q(\boldsymbol{\theta}_{i-1} | \boldsymbol{\theta}_*)}{q(\boldsymbol{\theta}_* | \boldsymbol{\theta}_{i-1})} \right\},$$

run a particle filter to produce an approximation to $p(\mathbf{y}_{1:t} | \boldsymbol{\theta}_*)$, denote this as $\hat{p}(\mathbf{y}_{1:t} | \boldsymbol{\theta}_*)$ and go to **Stage 2**. Otherwise, set $\boldsymbol{\theta}_i = \boldsymbol{\theta}_{i-1}$, set $i = i + 1$ and return to 4.

- 6: **stage 2**
 - With probability

$$\alpha_2(\boldsymbol{\theta}_{i-1}, \boldsymbol{\theta}_*) = \min \left\{ 1, \frac{\hat{p}(\mathbf{y}_{1:t} | \boldsymbol{\theta}_*) p(\boldsymbol{\theta}_*)}{\hat{p}(\mathbf{y}_{1:t} | \boldsymbol{\theta}_{i-1}) p(\boldsymbol{\theta}_{i-1})} \frac{\hat{p}_a(\mathbf{y}_{1:t} | \boldsymbol{\theta}_{i-1}) p(\boldsymbol{\theta}_{i-1})}{\hat{p}_a(\mathbf{y}_{1:t} | \boldsymbol{\theta}_*) p(\boldsymbol{\theta}_*)} \right\},$$

set $\boldsymbol{\theta}_i = \boldsymbol{\theta}_*$, otherwise set $\boldsymbol{\theta}_i = \boldsymbol{\theta}_{i-1}$. Set $i = i + 1$ and return to 4.

- 7: **end for**
-

10.2 Supplementary material for section 6.3

References

- [1] Linda JS Allen. A primer on stochastic epidemic models: Formulation, numerical simulation, and analysis. *Infectious Disease Modelling*, 2(2):128–142, 2017.
- [2] Roy M Anderson and Robert M May. *Infectious diseases of humans: dynamics and control*. Oxford university press, 1992.
- [3] Hakan Andersson and Tom Britton. *Stochastic epidemic models and their statistical analysis*, volume 151. Springer Science & Business Media, 2012.
- [4] Jair Andrade and Jim Duggan. An evaluation of Hamiltonian Monte Carlo performance to calibrate age-structured compartmental SEIR models to incidence data. *Epidemics*, 33:100415, 2020.
- [5] Donald WK Andrews. Generic uniform convergence. *Econometric theory*, 8(2):241–257, 1992.
- [6] Christophe Andrieu, Arnaud Doucet, and Roman Holenstein. Particle Markov chain Monte Carlo methods. *Journal of the Royal Statistical Society: Series B (Statistical Methodology)*, 72(3):269–342, 2010.
- [7] Anon. Influenza in a boarding school. *The British Medical Journal*, page 587, 1978.

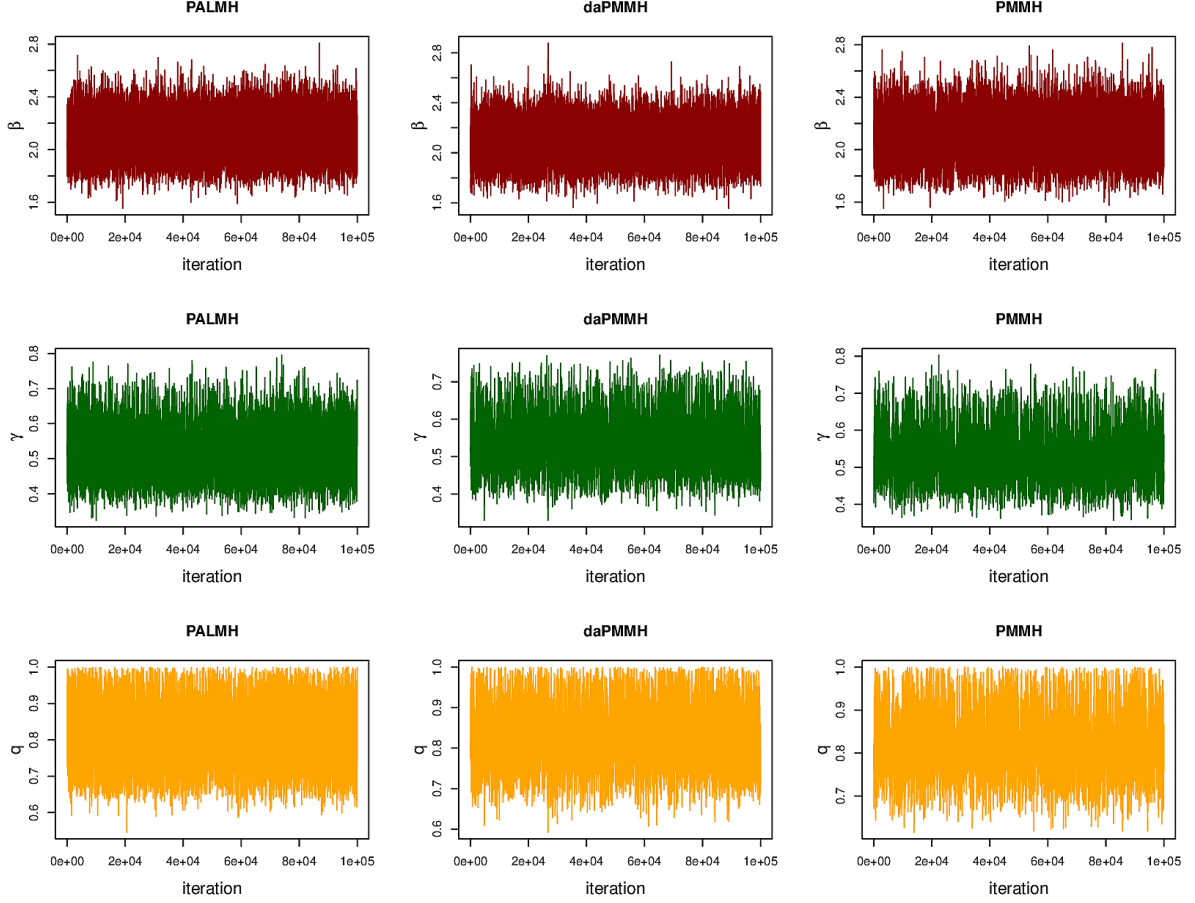


Figure 13: Boarding school influenza example. Traceplots produced by the 3 procedures we have considered when run using synthetic data generated with parameters $\theta^* = (\beta^*, \gamma^*, q^*) = (2, 0.5, 0.8)$. The plots display the first 10^5 iterations after the burn in period.

Algorithm 6 Filtering for the age-structured model

Initialize: $\bar{\lambda}_0 \leftarrow \lambda_0$.

- 1: $\bar{\lambda}_0 \leftarrow [\bar{\lambda}_{1,0}^\top \cdots \bar{\lambda}_{4,0}^\top]^\top$
- 2: **for** $r \geq 1$:
- 3: **for** $t = \tau_{r-1} + 1, \dots, \tau_r - 1$:
- 4: **for** $k = 1, \dots, 4$:
- 5: $\Lambda_{k,t} \leftarrow (\bar{\lambda}_{k,t-1} \otimes \mathbf{1}_m) \odot \mathbf{K}_{k,t,\eta}(\bar{\lambda}_{t-1})$
- 6: $\bar{\lambda}_{k,t} \leftarrow (\mathbf{1}_m^\top \bar{\Lambda}_{k,t})^\top$
- 7: **end for**
- 8: $\bar{\lambda}_t \leftarrow [\bar{\lambda}_{1,t}^\top \cdots \bar{\lambda}_{4,t}^\top]^\top$
- 9: **end for**
- 10: **for** $k = 1, \dots, 4$:
- 11: $\Lambda_{k,\tau_r} \leftarrow (\bar{\lambda}_{k,\tau_r-1} \otimes \mathbf{1}_m) \odot \mathbf{K}_{k,\tau_r,\eta}(\bar{\lambda}_{t-1})$
- 12: $\mathbf{M}_{k,r} \leftarrow \sum_{t=\tau_{r-1}}^{\tau_r} \Lambda_{k,t} \odot \mathbf{Q}_{k,t}$
- 13: $\bar{\Lambda}_{k,\tau_r} \leftarrow (\mathbf{1}_m \otimes \mathbf{1}_m - \mathbf{Q}_{k,\tau_r}) \odot \bar{\Lambda}_{k,\tau_r} + \bar{\mathbf{Y}}_{k,r} \odot \Lambda_{k,\tau_r} \odot \mathbf{Q}_{k,\tau_r} \odot \mathbf{M}_{k,r}$
- 14: $\bar{\lambda}_{k,\tau_r} \leftarrow (\mathbf{1}_m^\top \bar{\Lambda}_{k,\tau_r})^\top$
- 15: **end for**
- 16: $\bar{\lambda}_{\tau_r} \leftarrow [\bar{\lambda}_{1,\tau_r}^\top \cdots \bar{\lambda}_{4,\tau_r}^\top]^\top$
- 17: $\mathcal{L}(\bar{\mathbf{Y}}_{1:4,r} | \bar{\mathbf{Y}}_{1:4,1:r-1}) \leftarrow \sum_{k=1}^4 \mathbf{1}_m^\top \mathbf{M}_{k,r} \mathbf{1}_m + \mathbf{1}_m^\top (\bar{\mathbf{Y}}_{k,r} \odot \mathbf{M}_{k,r}) \mathbf{1}_m - \mathbf{1}_m^\top \log(\bar{\mathbf{Y}}_{k,r}) \mathbf{1}_m$
- 18: **end for**

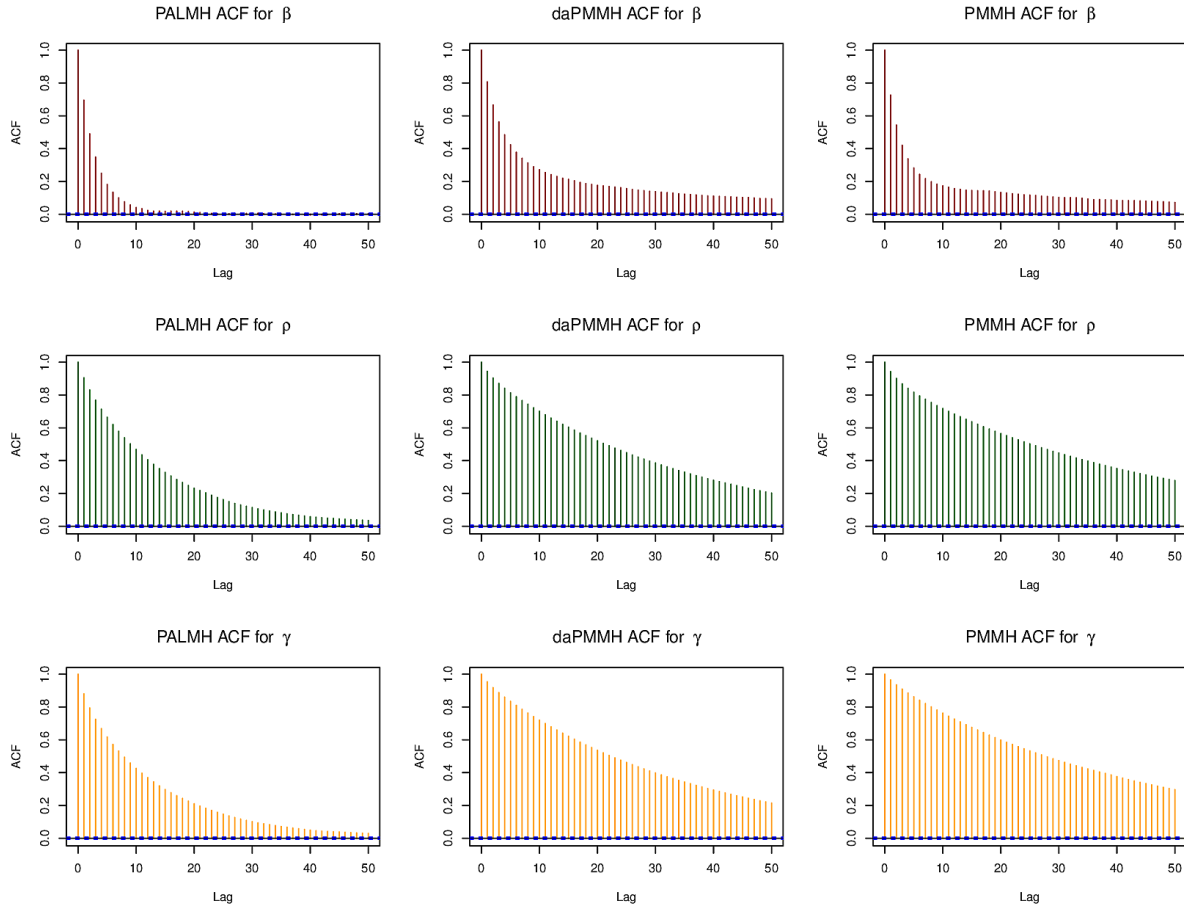


Figure 14: Boarding school influenza example. ACF plots for each considered scheme when run using synthetic data generated with parameters $\theta^* = (\beta^*, \gamma^*, q^*) = (2, 0.5, 0.8)$.

- [8] Frank Ball, Tom Britton, Thomas House, Valerie Isham, Denis Mollison, Lorenzo Pellis, and Gianpaolo Scalia Tomba. Seven challenges for metapopulation models of epidemics, including households models. *Epidemics*, 10:63–67, 2015.
- [9] Maurice Stevenson Bartlett. *An introduction to stochastic processes*. University Press Cambridge, 1966.
- [10] MS Bartlett. Some evolutionary stochastic processes. *Journal of the Royal Statistical Society. Series B (Methodological)*, 11(2):211–229, 1949.
- [11] NG Becker. Martingale methods for the analysis of epidemic data. *Statistical Methods in Medical Research*, 2(1):93–112, 1993.
- [12] Edward T Bope and Rick D Kellerman. *Conn’s current therapy 2016*. Elsevier Health Sciences, 2015.
- [13] Tom Britton. Stochastic epidemic models: a survey. *Mathematical biosciences*, 225(1):24–35, 2010.
- [14] François Caron, Pierre Del Moral, Arnaud Doucet, and Michele Pace. On the conditional distributions of spatial point processes. *Advances in Applied Probability*, 43(2):301–307, 2011.
- [15] Bob Carpenter, Andrew Gelman, Matthew D Hoffman, Daniel Lee, Ben Goodrich, Michael Betancourt, Marcus Brubaker, Jiqiang Guo, Peter Li, and Allen Riddell. Stan: A probabilistic programming language. *Journal of statistical software*, 76(1), 2017.
- [16] Simon Cauchemez and Neil M Ferguson. Likelihood-based estimation of continuous-time epidemic models from time-series data: application to measles transmission in london. *Journal of the Royal Society Interface*, 5(25):885–897, 2008.

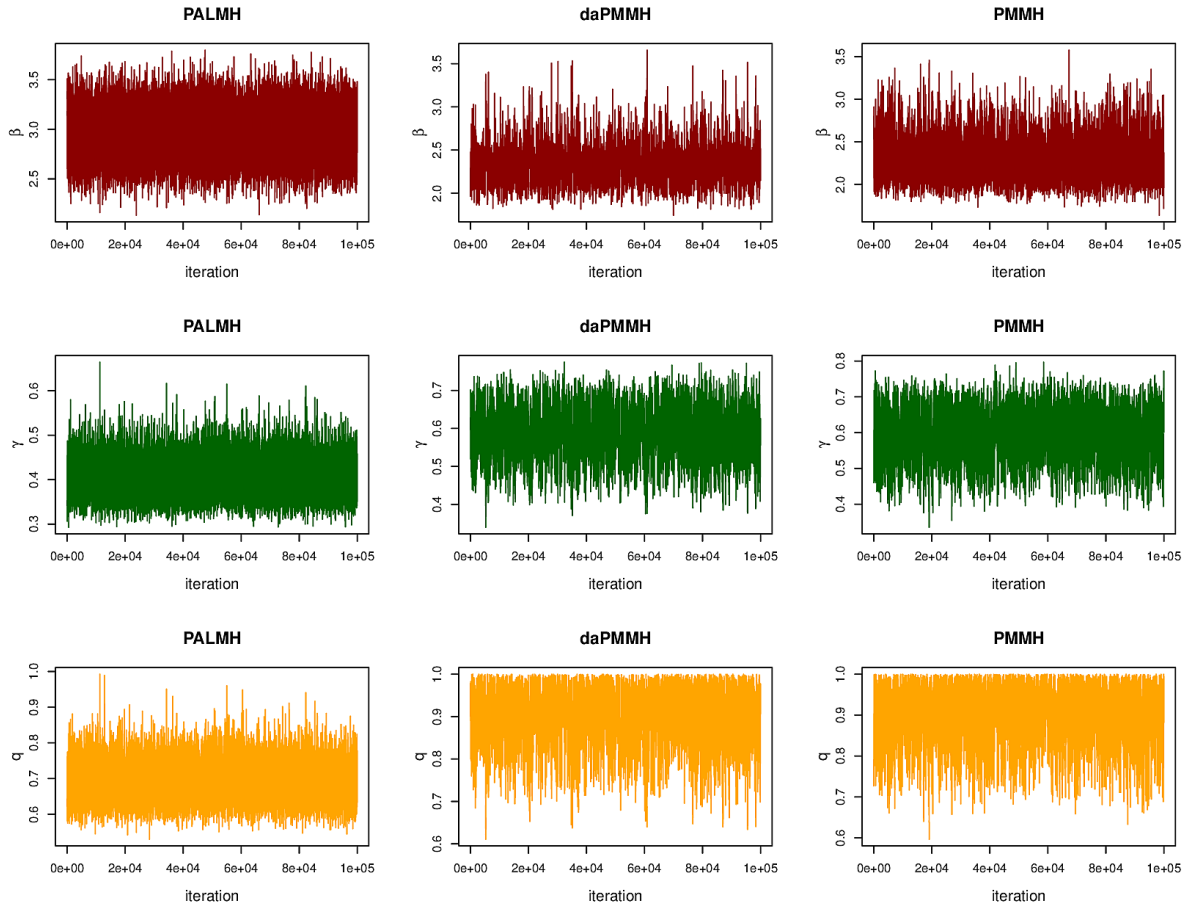


Figure 15: Boarding school influenza example. Traceplots produced by the three considered schemes run using real data. The plots display the first 10^5 iterations after the burn in period.

- [17] JR Davies, AJ Smith, EA Grilli, and TW Hoskins. Christ’s hospital 1978–79: An account of two outbreaks of influenza a h1n1. *Journal of Infection*, 5(2):151–156, 1982.
- [18] Odo Diekmann, Johan Andre Peter Heesterbeek, and Johan AJ Metz. On the definition and the computation of the basic reproduction ratio r_0 in models for infectious diseases in heterogeneous populations. *Journal of mathematical biology*, 28(4):365–382, 1990.
- [19] Vanja Dukic, Hedibert F Lopes, and Nicholas G Polson. Tracking epidemics with Google flu trends data and a state-space SEIR model. *Journal of the American Statistical Association*, 107(500):1410–1426, 2012.
- [20] Matteo Fasiolo, Natalya Pya, and Simon N Wood. A comparison of inferential methods for highly nonlinear state space models in ecology and epidemiology. *Statistical Science*, pages 96–118, 2016.
- [21] Paul Fearnhead, Vasilieos Giagos, and Chris Sherlock. Inference for reaction networks using the linear noise approximation. *Biometrics*, 70(2):457–466, 2014.
- [22] Jonathan Fintzi, Jon Wakefield, and Vladimir N Minin. A linear noise approximation for stochastic epidemic models fit to partially observed incidence counts. *Biometrics*, 2021.
- [23] Sebastian Funk, Shweta Bansal, Chris T Bauch, Ken TD Eames, W John Edmunds, Alison P Galvani, and Petra Klepac. Nine challenges in incorporating the dynamics of behaviour in infectious diseases models. *Epidemics*, 10:21–25, 2015.
- [24] Andrew Gelman, John B Carlin, Hal S Stern, and Donald B Rubin. *Bayesian data analysis*. Chapman and Hall/CRC, 1995.

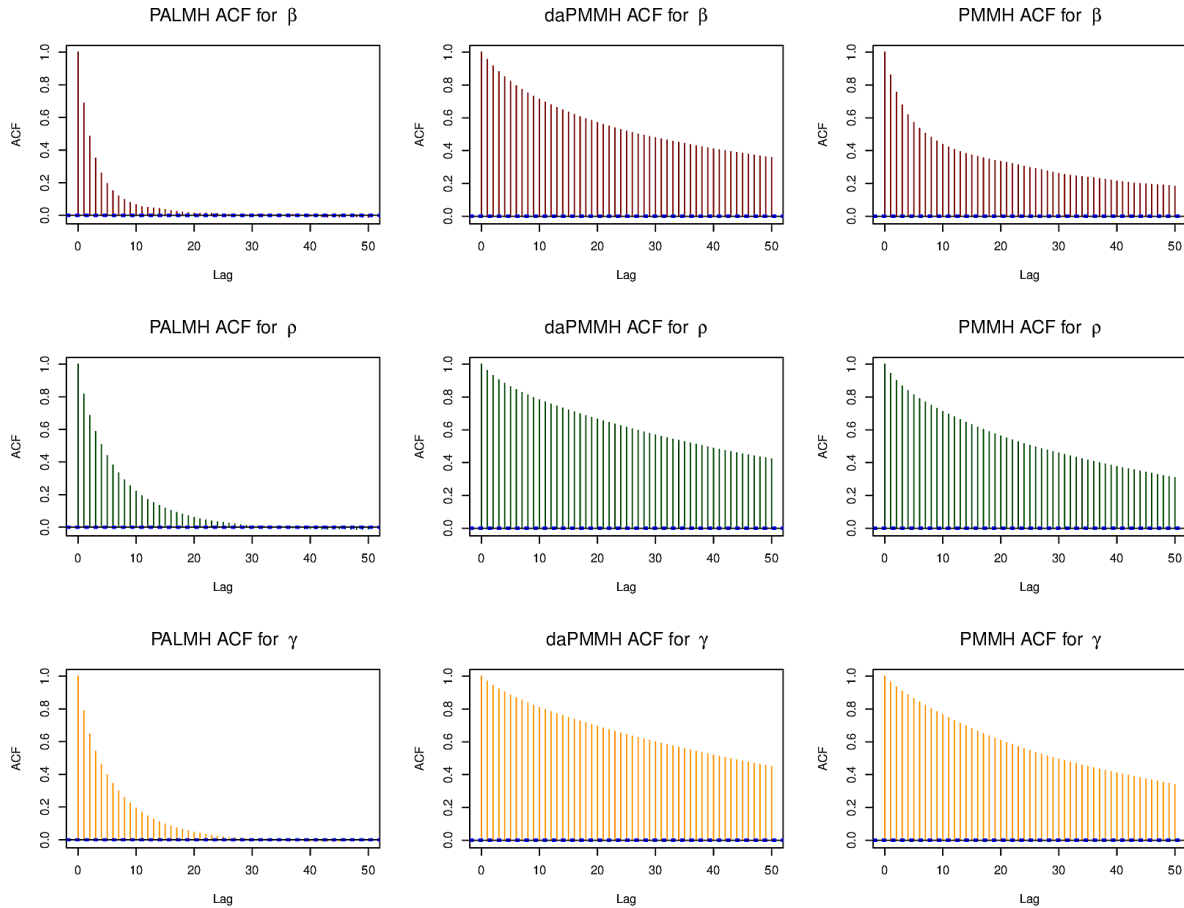


Figure 16: Boarding school influenza example. ACF plots produced by the three schemes run using real data.

- [25] Gavin J Gibson and Eric Renshaw. Estimating parameters in stochastic compartmental models using markov chain methods. *Mathematical Medicine and Biology: A Journal of the IMA*, 15(1):19–40, 1998.
- [26] Andrew Golightly, Daniel A Henderson, and Chris Sherlock. Delayed acceptance particle MCMC for exact inference in stochastic kinetic models. *Statistics and Computing*, 25(5):1039–1055, 2015.
- [27] Daihai He, Edward L Ionides, and Aaron A King. Plug-and-play inference for disease dynamics: measles in large and small populations as a case study. *Journal of the Royal Society Interface*, 7(43):271–283, 2010.
- [28] Edward L Ionides, Anindya Bhadra, Yves Atchadé, and Aaron King. Iterated filtering. *The Annals of Statistics*, 39(3):1776–1802, 2011.
- [29] Edward L Ionides, C Breto, J Park, RA Smith, and Aaron A King. Monte carlo profile confidence intervals for dynamic systems. *Journal of The Royal Society Interface*, 14(132):20170126, 2017.
- [30] Valerie Isham. Stochastic models for epidemics. *Oxford statistical science series*, 33:27, 2005.
- [31] Nianqiao Ju, Jeremy Heng, and Pierre E Jacob. Sequential Monte Carlo algorithms for agent-based models of disease transmission. *arXiv preprint arXiv:2101.12156*, 2021.
- [32] David G Kendall. Deterministic and stochastic epidemics in closed populations. In *Proceedings of the Third Berkeley Symposium on Mathematical Statistics and Probability, Volume 4: Contributions to Biology and Problems of Health*, pages 149–165. University of California Press, 1956.
- [33] Maurice George Kendall et al. The advanced theory of statistics. *The advanced theory of statistics.*, 1(2nd Ed), 1946.

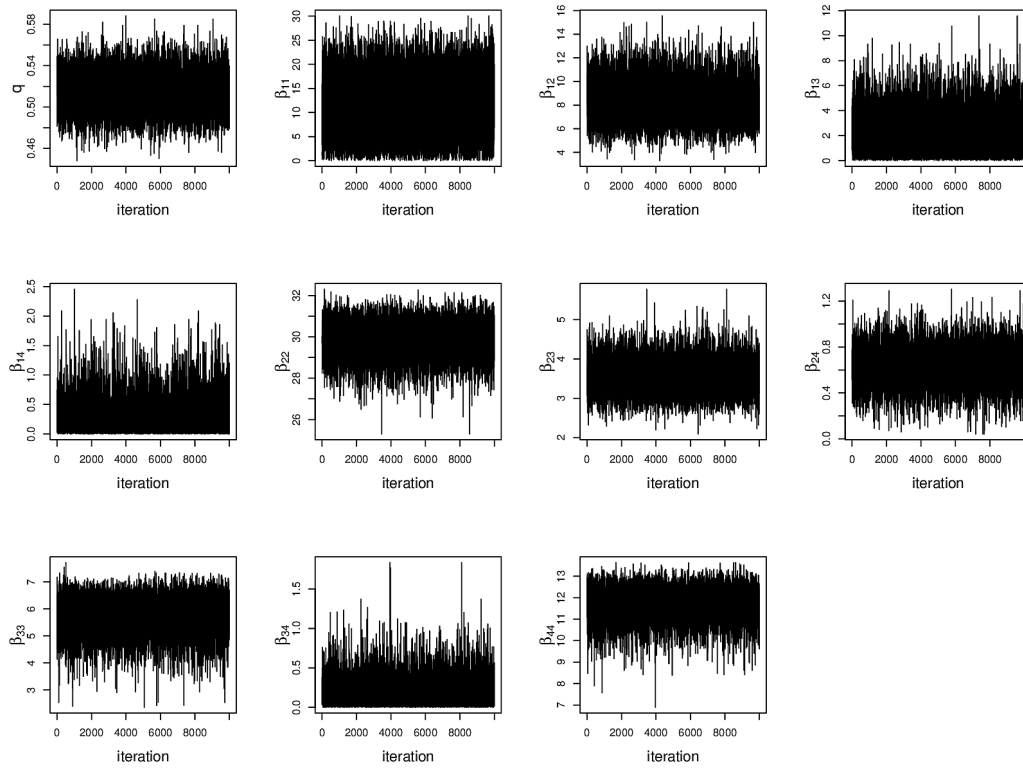


Figure 17: Age-structured example. HMC posterior trace plots for the parameters of the stochastic model produced using Stan. The plots show the first 10^5 iterations after the burn in period.

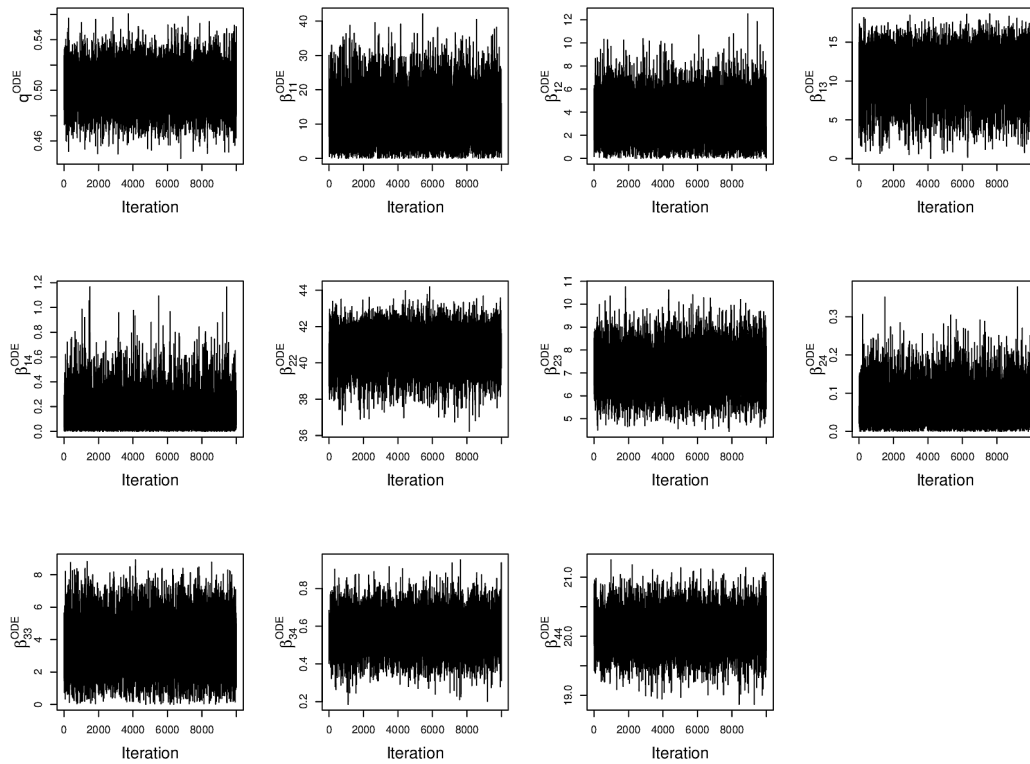


Figure 18: Age-structured example. HMC posterior trace plots for the parameters of the ODE model produced using Stan. The plots show the first 10^5 iterations after the burn in period.

- [34] William Ogilvy Kermack and Anderson G McKendrick. A contribution to the mathematical theory of epidemics. *Proceedings of the royal society of london. Series A, Containing papers of a mathematical and physical character*, 115(772):700–721, 1927.
- [35] Aaron A King, Matthieu Domenech de Cellès, Felicia MG Magpantay, and Pejman Rohani. Avoidable errors in the modelling of outbreaks of emerging pathogens, with special reference to Ebola. *Proceedings of the Royal Society B: Biological Sciences*, 282(1806):20150347, 2015.
- [36] Aaron A. King, Dao Nguyen, and Edward L. Ionides. Statistical Inference for Partially Observed Markov Processes via the R Package pomp. *Journal of Statistical Software*, 69(12):1–43, 2016.
- [37] John Frank Charles Kingman. *Poisson processes*, volume 3. Clarendon Press, 1992.
- [38] Amanda A Koepke, Ira M Longini Jr, M Elizabeth Halloran, Jon Wakefield, and Vladimir N Minin. Predictive modeling of cholera outbreaks in Bangladesh. *The annals of applied statistics*, 10(2):575, 2016.
- [39] Michał Komorowski, Bärbel Finkenstädt, Claire V Harper, and David A Rand. Bayesian inference of biochemical kinetic parameters using the linear noise approximation. *BMC bioinformatics*, 10(1):1–10, 2009.
- [40] Thomas G Kurtz. Solutions of ordinary differential equations as limits of pure jump Markov processes. *Journal of Applied Probability*, 7(1):49–58, 1970.
- [41] Thomas G Kurtz. Limit theorems for sequences of jump Markov processes approximating ordinary differential processes. *Journal of Applied Probability*, 8(2):344–356, 1971.
- [42] Phenyò E Lekone and Bärbel F Finkenstädt. Statistical inference in a stochastic epidemic SEIR model with control intervention: Ebola as a case study. *Biometrics*, 62(4):1170–1177, 2006.
- [43] David Lindenstrand and Åke Svensson. Estimation of the malthusian parameter in an stochastic epidemic model using martingale methods. *Mathematical biosciences*, 246(2):272–279, 2013.
- [44] Ronald PS Mahler. Multitarget Bayes filtering via first-order multitarget moments. *IEEE Transactions on Aerospace and Electronic systems*, 39(4):1152–1178, 2003.
- [45] A.G. McKendrick. Applications of mathematics to medical problems. *Proceedings of the Edinburgh Mathematical Society*, 44:98–130, 1925.
- [46] Trevelyan McKinley, Alex R Cook, and Robert Deardon. Inference in epidemic models without likelihoods. *The International Journal of Biostatistics*, 5(1), 2009.
- [47] Benjamin Nguyen-Van-Yen, Pierre Del Moral, and Bernard Cazelles. Stochastic epidemic models inference and diagnosis with Poisson random measure data augmentation. *Mathematical biosciences*, 335:108583, 2021.
- [48] Philip D O’Neill. Introduction and snapshot review: relating infectious disease transmission models to data. *Statistics in medicine*, 29(20):2069–2077, 2010.
- [49] Philip D O’Neill and Gareth O Roberts. Bayesian inference for partially observed stochastic epidemics. *Journal of the Royal Statistical Society: Series A (Statistics in Society)*, 162(1):121–129, 1999.
- [50] Joonha Park and Edward L Ionides. Inference on high-dimensional implicit dynamic models using a guided intermediate resampling filter. *Statistics and Computing*, 30(5):1497–1522, 2020.
- [51] Steven Riley, Ken Eames, Valerie Isham, Denis Mollison, and Pieter Trapman. Five challenges for spatial epidemic models. *Epidemics*, 10:68–71, 2015.
- [52] Gareth O Roberts and Osnat Stramer. On inference for partially observed nonlinear diffusion models using the Metropolis–Hastings algorithm. *Biometrika*, 88(3):603–621, 2001.
- [53] Mick Roberts, Viggo Andreasen, Alun Lloyd, and Lorenzo Pellis. Nine challenges for deterministic epidemic models. *Epidemics*, 10:49–53, 2015.

- [54] Sumeetpal S Singh, Ba-Ngu Vo, Adrian Baddeley, and Sergei Zuyev. Filters for spatial point processes. *SIAM Journal on Control and Optimization*, 48(4):2275–2295, 2009.
- [55] Sumeetpal S Singh, Nick Whiteley, and Simon Godsill. Approximate likelihood estimation of static parameters in multi-target models. In D. Barber, A.T. Cemgil, and S. Chiappa, editors, *Bayesian Time Series Models*, chapter 11, pages 225–244. Cambridge University Press, 2011.
- [56] Harold W Sorenson and Allen R Stubberud. Non-linear filtering by approximation of the a posteriori density. *International Journal of Control*, 8(1):33–51, 1968.
- [57] Soo Hak Sung. Moment inequalities and complete moment convergence. *Journal of Inequalities and Applications*, 2009:1–14, 2009.
- [58] Tina Toni, David Welch, Natalja Strelkowa, Andreas Ipsen, and Michael PH Stumpf. Approximate bayesian computation scheme for parameter inference and model selection in dynamical systems. *Journal of the Royal Society Interface*, 6(31):187–202, 2009.
- [59] James Truscott and Neil M Ferguson. Evaluating the adequacy of gravity models as a description of human mobility for epidemic modelling. 2012.
- [60] Pauline Van den Driessche and James Watmough. Reproduction numbers and sub-threshold endemic equilibria for compartmental models of disease transmission. *Mathematical biosciences*, 180(1-2):29–48, 2002.
- [61] Emilia Vynnycky and WJ Edmunds. Analyses of the 1957 (Asian) influenza pandemic in the United Kingdom and the impact of school closures. *Epidemiology & Infection*, 136(2):166–179, 2008.
- [62] Nick Whiteley and Lorenzo Rimella. Inference in stochastic epidemic models via multinomial approximations. In *International Conference on Artificial Intelligence and Statistics*, pages 1297–1305. PMLR, 2021.
- [63] Paul S Wikramaratna, Adam Kucharski, Sunetra Gupta, Viggo Andreasen, Angela R McLean, and Julia R Gog. Five challenges in modelling interacting strain dynamics. *Epidemics*, 10:31–34, 2015.
- [64] Lee Worden and Travis C Porco. Products of compartmental models in epidemiology. *Computational and mathematical methods in medicine*, 2017, 2017.
- [65] Yingcun Xia, Ottar N Bjørnstad, and Bryan T Grenfell. Measles metapopulation dynamics: a gravity model for epidemiological coupling and dynamics. *The American Naturalist*, 164(2):267–281, 2004.