

# FEDAUG: REDUCING THE LOCAL LEARNING BIAS IMPROVES FEDERATED LEARNING ON HETEROGENEOUS DATA

**YongXin Guo**

CUHK (SZ), P.R. China

yongxinguo@link.cuhk.edu.cn

**Tao Lin**

EPFL, Switzerland

tao.lin@epfl.ch

**Xiaoying Tang**

CUHK (SZ), P.R. China

xiaoyingtang@cuhk.edu.cn

## ABSTRACT

Federated Learning (FL) is a machine learning paradigm that learns from data kept locally to safeguard the privacy of clients, whereas local SGD is typically employed on the clients’ devices to improve communication efficiency. However, such a scheme is currently constrained by the slow and unstable convergence induced by clients’ heterogeneous data. In this work, we identify three under-explored phenomena of the biased local learning that may explain these challenges caused by local updates in supervised FL. As a remedy, we propose FedAug, a novel unified algorithm that reduces the local learning bias on features and classifiers to tackle these challenges. FedAug consists of two components: AugMean and AugCA. AugMean alleviates the bias in the local classifiers by balancing the output distribution of models. AugCA learns client invariant features that are close to global features but considerably distinct from those learned from other input distributions. In a series of experiments, we show that FedAug consistently outperforms other SOTA FL and domain generalization (DG) baselines, in which both two components (i.e., AugMean and AugCA) have individual performance gains.

## 1 INTRODUCTION

Federated Learning (FL) is an emerging privacy-preserving distributed machine learning paradigm. The model is transmitted to the clients by the server, and when the clients have completed local training, the parameter updates are sent back to the server for integration. Clients are not required to provide local raw data during this procedure, maintaining their privacy. As the workhorse algorithm in FL, FedAvg (McMahan et al., 2016) proposes local SGD to improve communication efficiency. However, the considerable heterogeneity among clients’ local datasets causes inconsistency of local updates and hinders the convergence. A series of works adopt variance reduction methods (Karimireddy et al., 2019; Das et al., 2020), or suggest regularizing local updates towards global models (Li et al., 2018b; 2021) to address this issue. Most existing works directly use global models of previous rounds to reduce the variance/minimize the distance between global and local models. However, such a design, by regularizing models toward the global model collected from previous rounds—which is also the initial model of the current round—will hinder the convergence of the current round. However, it is hard to balance the trade-offs between optimization and regularization to perform well.

To tackle these challenges, we first re-consider the problems caused by local updates. As the first contribution of this work, we observed that local updates would cause the following challenges in supervised FL training, which we termed as *local learning bias*. Define *local feature* by features extracted by local models, and *global feature* by features extracted by centralized trained global models. As shown in Figure 1, we can observe that, 1) Due to shifted decision boundaries dominated

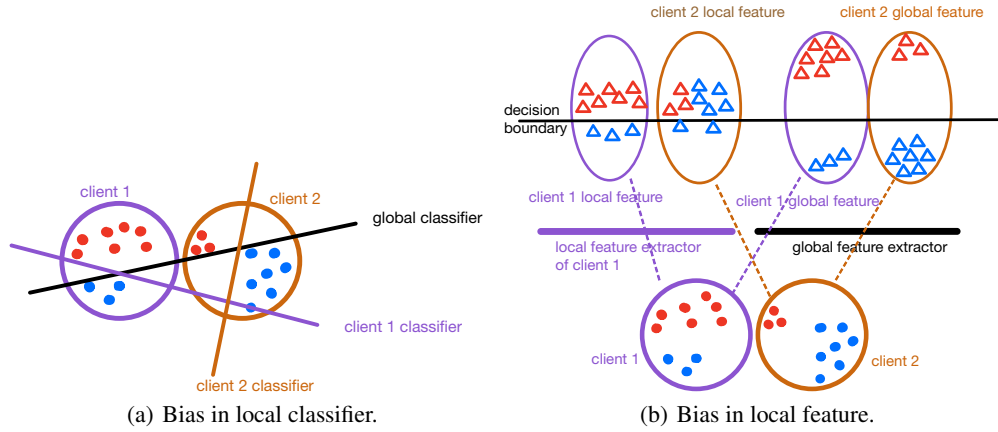


Figure 1: **Observation for learning bias:** We show the three challenges caused by local updates in FL by the two sub-figures. There are two clients in the figure (denoted by two colors), and each has two classes of data (red and blue points). **Figure 1(a):** Client 1’s decision boundary cannot accurately classify data samples from client 2. **Figure 1(b):** The difference between features extracted by client 1’s local feature extractor and global feature extractor is sustainable large. However, client 2 local feature is close enough to client 1 local feature even for input data from different data distributions (clients).

by local class distributions, biased local classifiers (in Figure 1(a)) are unable to accurately categorize unseen data; 2) Local features are largely different from global features even for the same input data (cf. Figure 1(b)); 3) Local features (even for data from different classes) are relatively close to each other and thus unable to be accurately distinguished.

To this end, we propose FedAug, a novel augmentation method that consists of two components, AugMean and AugCA, to address the three difficulties outlined above simultaneously. AugMean alleviates the first difficulty and forces the output distribution of the augmentation pseudo-data to be close to the global prior distribution. We introduce AugCA for the second and third difficulties, an adversarial contrastive learning method that aims to learn client invariant local features to overcome two difficulties at once. Instead of directly minimizing the distance between global and local features, AugCA is a two stage algorithm that first learns a projection space—an operation that can maximize the difference between global and local features but minimize local features of different inputs—to distinguish the features of two types. In the second stage, the trained operation is then used to enforce learned features to be closer to global features but far away from local features, which is the same as overcoming the “bias” in features as illustrated above.

We examine the performance of FedAug and compare with other FL and domain generalization baselines on RotatedMNIST, CIFAR10, and PACS. Numerical results show that FedAug consistently outperforms other algorithms by a large margin on mean accuracy and worst case accuracy, indicating the effectiveness of FedAug on improving distribution robustness. Furthermore, while both AugMean and AugCA have individual performance gains, and the combination approach FedAug achieves the best results.

## Contribution

- We propose FedAug, a unified algorithm that uses pseudo-data augmentation to reduce the learning bias on local features and classifiers. AugMean and AugCA are two corresponding orthogonal components of FedAug that complement each other to improve the federated learning quality on clients with heterogeneous data.
- FedAug considerably outperforms other FL and domain generalization (DG) baselines, as justified by extensive numerical evaluation. FedAug and DG algorithms, a.k.a. DANN and GroupDRO, were also found to improve domain robustness.

---

## 2 RELATED WORKS

**Federated Learning.** As the de facto FL algorithm, (McMahan et al., 2016; Lin et al., 2020b) proposes to use local SGD steps to alleviate the communication bottleneck. However, the objective inconsistency caused by the local data heterogeneity considerably hinders the convergence of FL algorithms (Li et al., 2018b; Wang et al., 2020; Karimireddy et al., 2019; 2020; Guo et al., 2021). To address the issue of heterogeneity in FL, a series of projects has been proposed. FedProx (Li et al., 2018b) incorporates a proximal term into local objective functions to reduce the gap between the local and global models. SCAFFOLD (Karimireddy et al., 2019) adopts the variance reduction method on local updates, and Mime (Karimireddy et al., 2020) increases the speed of convergence by adding global momentum to global updates.

**Data Augmentation in Federated Learning.** To reduce data heterogeneity, some data-based approaches suggest sharing a global dataset among clients and combining global datasets with local datasets (Tuor et al., 2021; Yoshida et al., 2019). Some knowledge distillation-based methods also require a global dataset (Lin et al., 2020a; Li & Wang, 2019), which is used to transfer knowledge from local models (teachers) to global models (students). Because an excellent global share dataset is impractical in FL settings, some research build proxy datasets using augmentation techniques. Astraea (Duan et al., 2019) uses local augmentation to create a globally balanced distribution. XorMixFL (Shin et al., 2020) encodes a couple of local data and decodes it on the server using the XOR operator. FedMix (Yoon et al., 2021) creates the privacy-protected augmentation data by averaging local batches and then applying Mixup in local iterations. In this work, we improve FedMix’s initial augmentation framework by utilizing the augmented data for training client invariant features and more robust classifiers rather than using them directly as classification inputs.

**Distribution Robust Federated Learning.** Domain generalization is a well-studied field aimed at learning domain-robust models that perform well on unknown distributions. Some methods apply domain robust optimization methods (Sagawa et al., 2019; Hu & Hong, 2013; Michel et al., 2021) that minimize the worst-case empirical error, and others train domain invariant features (Ganin et al., 2015; Li et al., 2018c;a; Sun & Saenko, 2016) by minimizing the distance of features from different domains.

By treating each client as a domain, some existing works tackle the FL problem as a domain generalization problem. Several methods include optimizing the weights of different clients to lower the worst empirical error among all clients (Mohri et al., 2019; Deng et al., 2021). Huang et al. (2021) assume each client has two local datasets with a different distribution, and that the robustness is obtained by balancing the two local datasets. Xie et al. (2021) proposes collecting gradients from one segment of clients first, then combining them as a global gradient to reduce variance in the other segments. Reisizadeh et al. (2020) assumes the local distribution is perturbed by an affine function, i.e., from  $x$  to  $Ax + b$ . There are also some methods that aim to learn client invariant features (Peng et al., 2019; Wang et al., 2022; Shen et al., 2021; Sun et al., 2022; Gan et al., 2021). However, these methods are designed to learn a model that can perform well on unseen deployment distributions that different from (seen) clients’ local distributions, which is out of our scope. Recently, Moon (Li et al., 2021) has proposed employing contrastive loss to reduce the distance between global and local features. However, they only use the projection layer as part of the feature extractor, and can not help to distinguish local and global features, which is essential to improve the model performance in our observation.

## 3 THE PITFALLS OF FEDERATED LEARNING ON HETEROGENEOUS DATA DISTRIBUTIONS

**Federated Learning and local SGD.** FL is an emerging training paradigm that supposes training on various clients while clients can not exchange data for protecting users’ privacy. Training occurs locally on the clients, while the server collects and aggregates gradient updates from the clients. The standard FL considers the following problem:

$$f^* = \min_{\omega \in \mathbb{R}^d} \left[ f(\omega) = \sum_{i=1}^N p_i f_i(\omega) \right], \quad (1)$$

where  $f_i(\omega)$  is the local objective function of client  $i$ , and  $p_i$  is the weight for  $f_i(\omega)$ . In practice, we set  $p_i = |D_i|/|D|$  by default, and  $D_i$  is the local dataset of client  $i$ ,  $D$  is the combination of all local datasets. The global objective function  $f(\omega)$  aims to find  $\omega$  that can perform well on all clients.

In the training process of FL, the communication cost between client and server has become an essential factor affecting the training efficiency. Therefore, local SGD (McMahan et al., 2016) has been proposed to reduce the communication round. In local SGD, clients perform multiple local steps before synchronizing to the server in each communication round.

**The negative impact of local update steps.** Despite the success of local SGD, the non-iid nature of clients' local data leads to local gradient inconsistency, which will slow down the convergence (Li et al., 2018b; Karimireddy et al., 2019). A series of studies have proposed several methods for client heterogeneity to address this issue. One natural idea is using the global gradient/model of previous rounds to reduce variance/minimize the distance of the global model and local model when doing local updates (Karimireddy et al., 2019; 2020; Li et al., 2018b; 2021). However, the performance of such algorithms is limited in our challenging scenarios (as we shown in Table 1). Using FedProx (Li et al., 2018b) as an example, setting larger weights for proximal terms will hinder the further optimization steps of the local model, while setting a small weight will result in a marginal improvement of FedProx over FedAvg.

**Bias caused by local updates.** To mitigate the negative impact of local updates, we first re-consider what we can observe under a sufficient number of local updates and then design the algorithms to address the issues caused by the local updates.

The observations can be justified by a toy experiment. We divide the MNIST dataset into two sets. The first dataset, denoted by  $X_1$  contains the 5 categories 0-4. The other dataset, denoted by  $X_2$ , contains the remaining five categories. Then we train a CNN model on  $X_1$  for 10 epochs and save the feature extractor of the local model as  $F_1$ . We also train a global model with one local iteration on both  $X_1$  and  $X_2$  (equal to centralized training) and save the feature extractor as  $F_g$ . We regard  $F_g$  as the ground truth model because it works well over the entire dataset and does not suffer from local updates.

**Example 3.1** (Observation for biased local features). *We calculate  $F_1(X_1)$ ,  $F_1(X_2)$ ,  $F_g(X_1)$ , and  $F_g(X_2)$ , and use t-SNE to project all the features to the same 2D space, as shown in Figure 2. The figures regarding  $F_g(X_1)$ ,  $F_1(X_1)$ , and  $F_1(X_2)$  from left to right. The sub-figure (a) and (b) show that local features are different from global features for the same input, and sub-figures (b) and (c) show that local features are similar even for different input distributions. Since the features of data in  $X_2$  are so close to those of data in  $X_1$ , it's hard to tell which category the current input belongs to just by looking at the local features.*

**Example 3.2** (Observation for biased local classifiers). *Figure 3 shows the output of local model on data  $X_2$ . Sub-figure (a) shows the prediction result of one sample of class 8, and sub-figure (b) shows the predicted distribution of all samples in  $X_2$ . Results show that all data in  $X_2$  are classified as classes in  $X_1$ . As a result, local classifiers are unable to correctly categorize data that belong to classes not found in local datasets.*

Based on Example 3.1 and Example 3.2, we summarize our observations and introduce the formal definition of "local learning bias" caused by local updates:

**Definition 3.3** (Local Learning Bias). *We define the local learning bias below:*

- **Biased local feature:** For local feature extractor  $F_i(\cdot)$ , and centralized trained global feature extractor  $F_g(\cdot)$ , we have: 1) Given the data input  $X$ ,  $F_i(X)$  could deviate largely from  $F_g(X)$ . 2) Given the input from different data distribution  $X_1$  and  $X_2$ ,  $F_i(X_1)$  could be very similar or almost identical to  $F_i(X_2)$ .
- **Biased local classifier:** After a sufficient number of iterations, local models classify all samples into only the classes that appeared in the local datasets.

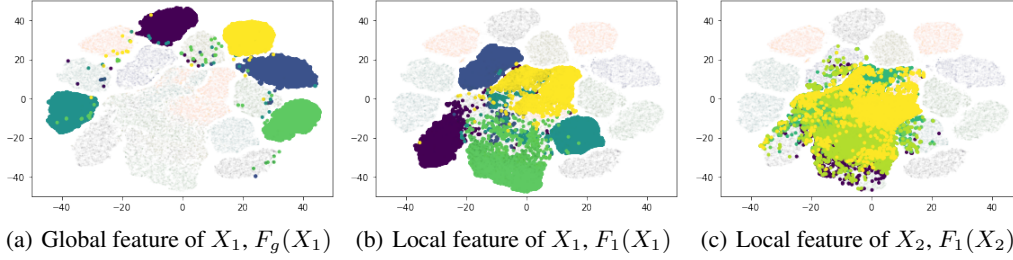


Figure 2: **Observation for biased local features** on a shared t-SNE projection space. *Local updates will cause:* • *Large difference of local and global features for same input data.* Colored points in sub-figures a & b denote the global and local features of data from  $X_1$ , and the same color indicates data from the same class. Notice that even for data from the same class (same color), the global and local features are clustered into two distinct groups, implying a considerable distance between global and local features even for the same input data distribution. • *High similarity of local features for different inputs.* Notice from sub-figure b & c that  $X_1$  and  $X_2$  are two disjoint datasets (no data from the same class). However, the local features of  $X_1$  and  $X_2$  are clustered into the same group, indicating the relatively small distance between local features of different classes.

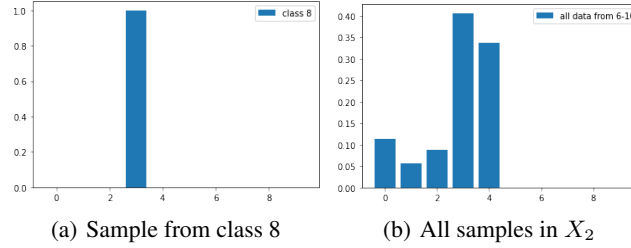


Figure 3: **Observation for biased local classifiers:** *the output distribution of the local classifiers will be dominated by the local class distribution.* Model is trained on data  $X_1$  and tested on data  $X_2$ . The sub-figure (a) corresponds to the model output distribution of a sample belonging to class 8. The sub-figure (b) shows the total prediction distribution of all samples in  $X_2$ . Results show that *the biased local model will classify all samples to classes that are only present in the  $X_1$ .*

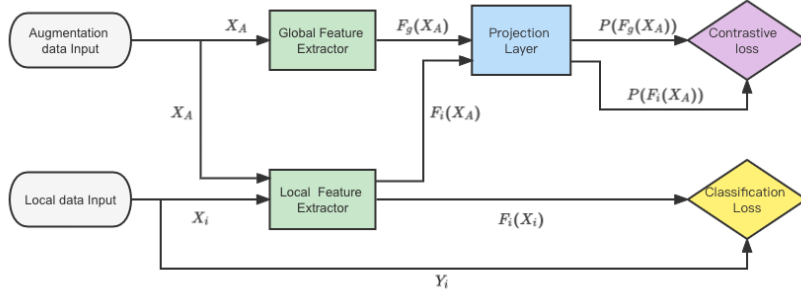
## 4 FEDAUG: REDUCING LEARNING BIAS IN FL BY PSEUDO-DATA AUGMENTATION

To overcome the “bias” in Definition 3.3, it is natural to offer strategies for jointly addressing the problem of biased feature and classifier. Here, we propose FedAug, a unified algorithm that consists of two components, named AugMean and AugCA, to alleviate the negative impact of biased classifier and feature respectively. In particular, AugMean seeks to balance the output distribution using additional augmentation pseudo-data, whereas AugCA aims to learn client invariant features that are closer to global features but far away from local features using augmentation pseudo-data combined with local data, thus overcome “bias” of features in Definition 3.3.

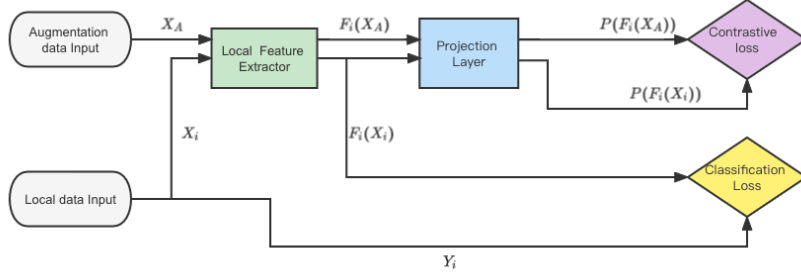
The augmentation pseudo-data is sampled from a global shared dataset  $D_A$ , a dataset which is different from the clients’ local distribution to simulate a shared distribution that is different from local distributions. Notice that data in  $D_A$  are close to random noise: it has no information leakage and could not be classified into any classes. In this work, we leverage the pseudo-data augmentation procedure of FedMix (Yoon et al., 2021), whereas the augmented pseudo-data is estimated through different weighted combination of all local samples, and exact labels of augmented pseudo-data are excluded in our case. We summarize the data augmentation method in Algorithm 2 (of Appendix A).

### 4.1 COMPONENT 1: AUGMEAN

As shown in Figure 3 and Definition 3.3, when the classes of local datasets are imbalanced, especially when local datasets miss some classes, models trained on local clients will tend to classify all data to the classes belonging to current local datasets. As a remedy, we consider using the pseudo-data constructed from all classes to regularize the outputs to overcome the “bias” of classifier. Specifically,



(a) Model structure and optimization flow of AugCA-O



(b) Model structure and optimization flow of AugCA-S

Figure 4: **Model structures and optimization flows of AugCA.** The sub-figure (a) and (b) describes AugCA-O and AugCA-S, respectively. In AugCA-O, we use the local and global feature of augmentation pseudo-data, with respect to  $F_g(X_A)$  and  $F_i(X_A)$  to calculate the contrastive loss. In AugCA-S, we use  $F_i(X_A)$  together with the local feature of real data  $F_i(X)$  for the contrastive loss. Both two methods use real local data for classification loss.

we formulate the following optimization problem for each client  $i$ :

$$\min_{\omega} E_{(x,y) \sim D_i} [\mathcal{L}(f(x, \omega), y)] \quad s.t. \quad E_{x \sim D_A} [f(x, \omega)] = \bar{y}, \quad (2)$$

where  $D_A$  is the pseudo-data augmentation dataset,  $D_i$  is the local dataset of client  $i$ , and  $\mathcal{L}$  is the cross-entropy loss. As shown in Algorithm 2, we uniformly sample local data from clients' local datasets to construct the pseudo-data, thus  $\bar{y}$  is regarded as the prior distribution of the global data. In our experiments, we set  $\bar{y}_c = \frac{1}{C}$  for each class  $c$ , where  $C$  is the number of classes. Note that even for scenarios of imbalanced global class distribution, we can still use the  $\bar{y}_c = \frac{1}{C}$  because pseudo-data does not belong to any particular classes.

In practice, we can use Lagrange Multiplier to construct a soft version of proposed optimization problem (Equation 2), that is,

$$\min_{\omega} E_{(x,y) \sim D_i} [\mathcal{L}(f(x, \omega), y)] + \mu \mathcal{L}(E_{x \sim D_A} [f(x, \omega)], \bar{y}). \quad (3)$$

## 4.2 COMPONENT 2: AUGCA

To overcome the ‘‘bias’’ of features in Definition 3.3, we propose AugCA to learn client invariant features.

**Intuition of constructing the adversarial problem.** Instead of directly minimizing the distance between global features of previous rounds and current local features, we propose to extend the idea of adversarial training to our FL scenarios: an alternative minimax optimization that first undermines the hidden biases, and then optimizes them correspondingly. More precisely, we first project features onto the spaces that can maximize the ‘‘bias’’ of features in Definition 3.3. Such a projection enables

effective discrimination between local and global features: it ensures that the projected local features will be close to each other (even for distinct input distributions), but the gap between local and global features (after projection) will be considerable (even for the same inputs). Second, by minimizing the "bias" of local features in Definition 3.3, we use the trained space to enforce learned features of AugCA to be closer to global features and far away from local features. We show the necessity of using the adversarial projection in Table 3 of Section 5.3—without the projection, there is no improvement for AugCA.

As discussed above, AugCA aims to minimize the "bias" of features in Definition 3.3 from two perspectives: enforce the learned features to be closer to global features and far away from local features. To elucidate this, we introduce two components in AugCA: AugCA-O and AugCA-S. The structures of the two components are shown in Figure 4. The sub-figure (a) illustrates AugCA-O, which aims to minimize the difference between global and local features for the same input. The sub-figure (b) describes AugCA-S, which targets maximizing the difference between local features of different inputs.

**AugCA-O: Minimizing difference between  $F_i(X)$  and  $F_g(X)$ .** AugCA-O (c.f. Figure 4(a)) aims to minimize the difference between  $F_i(X)$  and  $F_g(X)$  on the projection space, which we denote by  $D(P(F_g(X_A, \Phi_g), \theta) \| P(F_i(X_A, \Phi), \theta))$ . In particular, we formulate an optimization problem in two stages.

In the first stage, AugCA-O optimizes the projection layer  $P$ :

$$\max_{\theta} \frac{1}{|D_A|} \sum_{X_A \sim D_A} D(P(F_g(X_A, \Phi_g), \theta) \| P(F_i(X_A, \Phi), \theta)), \quad (4)$$

where  $\Phi$  is the parameter of the feature extractor  $F_i$ ,  $\theta$  is the parameter of the projection layer  $P$ , and  $D_A$  is the augmentation dataset. In this stage, the projection layer  $P$  projects local and global features onto spaces with the largest distance. In practice, we use the global model in the previous round  $\omega_{t-1}$ . Notice that the projection layer is also globally trained, and will synchronize on the server-side in each communication round.

In the second stage, AugCA-O aims to minimize the classification loss for real data, as well as the distance between  $F_g(X)$  and  $F_i(X)$  on the augmentation pseudo-data:

$$\begin{aligned} \min_{\Phi, \omega} \frac{1}{|D_i|} \sum_{(X_i, Y_i) \sim D_i} \mathcal{L}(f(F_i(X_i, \Phi), \omega), Y_i) \\ + \frac{\lambda}{|D_A|} \sum_{X_A \sim D_A} D(P(F_g(X_A, \Phi_g), \theta) \| P(F_i(X_A, \Phi), \theta)), \end{aligned} \quad (5)$$

where  $\omega$  is the parameter of classifier.

**AugCA-S: Maximizing difference between  $F_i(X_1)$  and  $F_i(X_2)$ .** AugCA-S in Figure 4(b) considers using the projection layer to minimize  $D(F_i(X_i) \| F_i(X_A))$ , and maximize it when updating the feature extractor. A similar two-stage alternative optimization is considered.

In the first stage, we fix the feature extractor  $F_i$  and train projection layer  $P$  to minimize the distance between local data features and features of augmentation pseudo-data:

$$\max_{\theta} - \frac{1}{|D_A|} \sum_{X_A \sim D_A, X_i \sim D_i} D(P(F_i(X_A, \Phi), \theta) \| P(F_i(X_i, \Phi), \theta)), \quad (6)$$

where we promise  $D_A$  is the same size as  $D_i$ . In our experiments, pseudo-data in  $D_A$  is largely different from the real data in  $D_i$ . As a result, the samples in  $D_A$  and  $D_i$  ideally have different features. In the second step, we consider minimizing the classification loss on local datasets and maximizing the distance between the features of local data and augmentation pseudo-data:

$$\begin{aligned} \min_{\Phi, \omega} \frac{1}{|D_i|} \sum_{(X_i, Y_i) \sim D_i} \mathcal{L}(f(F_i(X_i, \Phi), \omega), Y_i) \\ - \frac{\lambda}{|D_A|} \sum_{X_A \sim D_A, X_i \sim D_i} D(P(F_i(X_A, \Phi), \theta) \| P(F_i(X_i, \Phi), \theta)). \end{aligned} \quad (7)$$

---

**Algorithm 1** Local Updates of FedAug

---

**Require:** Local dataset  $D$ , augmentation dataset  $D_A$  where  $|D_A| = |D|$ , number of local iterations  $K$ , initial model  $\omega$ , projection layer  $\theta$ , weight of augmentation loss  $\lambda, \mu$ , local learning rate  $\eta$ , heat  $\tau$ , global prior distribution  $\bar{y}$ .

**Ensure:** Local trained model  $\omega_K, \theta_K$

```
1: Set  $\omega_0 = \omega, \theta_0 = \theta$ 
2:  $F_g = F_i$ .
3: for  $k = 1, \dots, K$  do
4:   # Stage 1
5:   Calculate  $\mathcal{L}_R$  by equation 8, using data  $D_A$  and  $D$ .
6:    $\theta_k = \theta_{k-1} + \eta \nabla_{\theta} \mathcal{L}_R$ .
7:   # Stage 2
8:   Calculate  $\mathcal{L}_R$  by equation 8, using data  $D_A$  and  $D$ .
9:   Calculate  $\mathcal{L}_c$  by equation 9, using data  $D$ .
10:   $\mathcal{L}_M = \mathcal{L}(\frac{1}{|D_A|} \sum_{x \sim D_A} f(x, \omega_{k-1}), \bar{y})$ .
11:   $\mathcal{L}_k = \mathcal{L}_c + \lambda \mathcal{L}_R + \mu \mathcal{L}_M$ .
12:   $\omega_k = \omega_{k-1} - \eta_{\omega} \nabla_{\omega} \mathcal{L}_k$ .
```

---

**AugCA: Alternative combination of AugCA-O and AugCA-S.** Considering local data  $X$  and pseudo-data  $X_A$ , the optimization objective of AugCA becomes to enforce  $F_g(X_A)$  to be close to  $F_i(X_A)$ , and at the same time, let  $F_i(X_A)$  be far away from  $F_i(X)$ . We use the following contrastive loss, which is similar to the loss in Moon (Li et al., 2021), to unify the optimization objectives of AugCA-O and AugCA-S:

$$\mathcal{L}_R(D_i, D_A) = -\frac{1}{|D_i|} \sum_{X_i \sim D_i, X_A \sim D_A} \log \left( \frac{\exp\left(\frac{\text{sim}(F_i(X_A), F_g(X_A))}{\tau_1}\right)}{\exp\left(\frac{\text{sim}(F_i(X_A), F_g(X_A))}{\tau_1}\right) + \exp\left(\frac{\text{sim}(F_i(X_A), F_i(X))}{\tau_2}\right)} \right), \quad (8)$$

where  $\tau_1, \tau_2$  are temperature parameters, and  $\text{sim}$  is the cos-similarity function. In each local step,  $D_A$  is constructed to be the same size as  $D_i$ . We can also control  $\tau_1$  &  $\tau_2$  to set different importance of AugCA-O and AugCA-S. Our implementation uses the same value for  $\tau_1$  and  $\tau_2$ , but an improved performance may be further observed by tuning these two.

The conventional classification loss of batch  $B$  is calculated by the cross-entropy loss:

$$\mathcal{L}_c(D_i) = -\frac{1}{|D_i|} \sum_{(x,y) \sim D_i} \mathcal{L}(f(x, \omega), y), \quad (9)$$

where  $l$  is the cross-entropy loss. In stage one of AugCA, we update the projection layer by  $-\mathcal{L}_R$ , and in stage two, the feature extractor and classifier are updated by  $\mathcal{L}_c + \lambda \mathcal{L}_R$ .

**FedAug: Combination of AugMean and AugCA.** Combining AugMean and AugCA, we derive our proposed method FedAug, which is summarized in Algorithm 1. In stage one, the algorithm updates projection layers to maximize Equation 8. In the second stage, the algorithm updates models by minimizing Equation 3 and Equation 8. The global communication part is the same as FedAvg. We have just included the gradient descent version of the algorithm, and it can be easily extended to the mini-batch SGD version.

## 5 EXPERIMENTS

### 5.1 MODELS AND DATASETS

In addition to traditional FL methods, we aim to see if domain generalization (DG) methods can help increase model performance during FL training. Thus, we use the DomainBed benchmark (Gulrajani & Lopez-Paz, 2020), which contains a series of regularly used DG algorithms and datasets. The algorithms in DomainBed can be divided into three categories:

- **Infeasible methods:** Some algorithms can't be applied in FL scenarios due to the privacy concerns, for example, MLDG (Li et al., 2017), MMD (Li et al., 2018a), CORAL (Sun & Saenko, 2016), VREx (Krueger et al., 2020) that need features or data from each domain in each iteration.



- **Feasible methods (with limitations):** Some algorithms can be applied in FL scenarios with some limitations. For example, DANN (Ganin et al., 2015), CDANN (Li et al., 2018c) require knowing the number of domains/clients, which is impractical in the cross-device setting.
- **Feasible methods (without limitations):** Some algorithms can be directly applied in FL settings. For example, ERM, GroupDRO (Sagawa et al., 2019), Mixup (Yan et al., 2020), and IRM (Arjovsky et al., 2019).

We choose several common used DG algorithms that can easily be applied in FL scenarios, including ERM, GroupDRO (Sagawa et al., 2019), Mixup (Yan et al., 2020), and DANN (Ganin et al., 2015). For FL baselines, we choose FedAvg (McMahan et al., 2016) (equal to ERM), Moon (Li et al., 2021), FedProx (Li et al., 2018b), SCAFFOLD (Karimireddy et al., 2019) and FedMix (Yoon et al., 2021) which are most related to our proposed algorithms.

Notice that some existing works consider combining FL and domain generation. For example, combining DRO with FL (Mohri et al., 2019; Deng et al., 2021), and combine MMD or DANN with FL (Peng et al., 2019; Wang et al., 2022; Shen et al., 2021). The natural idea of the former two DRO-based approaches is the same as our GroupDRO implementations, with some minor weight updates differences; the target of the later series of works that combine MMD or DANN is to train models to work well on unseen distributions, which is orthogonal with our consideration (overcome the local heterogeneity). To check the performance of this series of works, we choose to integrate FL and DANN in our environments.

For datasets, we choose RotatedMNIST, CIFAR10, and PACS. For RotatedMNIST and CIFAR10, we split the datasets following the idea introduced in Yurochkin et al. (2019); Hsu et al. (2019); Reddi et al. (2021), where we leverage the Latent Dirichlet Allocation (LDA) to control the distribution drift with parameter  $\alpha$ . Larger  $\alpha$  indicates smaller non-iidness. We divided each environment into two clients for PACS, with the first client containing data from classes 0-3, and the second client containing data from classes 4-6.

Unless specially mentioned, we split RotatedMNIST and CIFAR10 to 10 clients and set  $\alpha = 0.1$ . For PACS, we have 8 clients instead. Each communication round includes 50 local iterations, with 1000 communication rounds for RotatedMNIST and CIFAR10 and 400 communication rounds for PACS. We utilize a four-layer CNN for MNIST, and VGG11 for CIFAR10 and PACS. For each algorithm and dataset, we employ SGD as an optimizer, and set  $lr = 0.001$  for MNIST, and  $lr = 0.01$  for CIFAR10 and PACS. We utilize a three-layer MLP as the projection layer for AugCA, and a two-layer MLP for Moon, as in the original paper. We tune the hyper-parameters for each algorithm and report the best results.

## 5.2 NUMERICAL RESULTS

**Performance of FL and DG algorithms.** In Table 1, we show the results of baseline methods as well as our proposed FedAug algorithm. When comparing different FL and DG algorithms, we discovered that: 1) FedAug performs best among all algorithms under all settings. 2) DG baselines only slightly outperform ERM, and some are even worse. 3) Regularizing local models to global models from prior rounds, such as Moon and Fedprox, does not result in positive outcomes. 4) Although global Mixup may be a nice idea, FedMix’s performance is limited by the Mixup parameter  $\lambda$ . To make the Taylor Extension work well, we must choose small  $\lambda$ , which entails a tinier improvement. 5) On the PACS dataset, FedAug’s improvement was diminished. Because on the PACS training set, all methods can obtain high accuracy. As a result, the method’s generalization capacity is responsible for the ultimate accuracy improvement. Methods that improve generalization, such as DANN and Moon, perform well on the PACS dataset.

**Domain robustness of FL and DG algorithms.** We also hope that our method can increase the model’s robustness because it expects to train client invariant features. Therefore, we calculate the worst accuracy on test datasets of all clients/domains, and report the mean of each algorithm’s top 5 worst accuracies in Table 2 to show the domain robustness of algorithms. We have the following findings: 1) FedAug significantly outperforms other approaches, and the improvements of FedAug over FedAvg become more significant than the mean accuracy in Table 1. FedAug has a role in learning a domain-invariant feature and improving robustness, as evidenced by this finding. 2) Under

Table 1: **Performance of algorithms.** All examined algorithms use FedAvg as the backbone. We run 1000 communication rounds on RotatedMNIST and CIFAR10 for each algorithm and 400 communication rounds for PACS. We report the mean of maximum 5 accuracies for test datasets and the number of communication rounds to reach the threshold accuracy.

Algorithm	RotatedMNIST		CIFAR10		PACS	
	Acc (%)	Rounds for 80%	Acc (%)	rounds for 55%	Acc (%)	Rounds for 60%
ERM (FedAvg)	82.47	828 (1.0X)	58.99	736 (1.0X)	64.03	168 (1.0X)
FedProx	82.32	824 (1.0X)	59.14	738 (1.0X)	65.10	168 (1.0X)
SCAFFOLD	82.49	814 (1.0X)	59.00	738 (1.0X)	64.49	168 (1.0X)
FedMix	81.33	902 (0.9X)	57.37	872 (0.8X)	62.14	228 (0.7X)
Moon	82.68	864 (0.9X)	58.23	820 (0.9X)	64.86	122 (1.4X)
DANN	84.83	743 (1.1X)	58.29	782 (0.9X)	64.97	109 (1.5X)
Mixup	82.56	840 (1.0X)	58.57	826 (0.9X)	64.36	210 (0.8X)
GroupDRO	80.23	910 (0.9X)	56.57	835 (0.9X)	64.40	170 (1.0X)
FedAug (Ours)	<b>86.58</b>	<b>628 (1.3X)</b>	<b>64.65</b>	<b>496 (1.5X)</b>	<b>65.63</b>	<b>100 (1.7X)</b>

Table 2: **Worst Case Performance of algorithms.** All examined algorithms use FedAvg as the backbone. We run 1000 communication rounds on RotatedMNIST and CIFAR10 for each algorithm and 400 communication rounds for PACS. We calculate the worst accuracy for all clients in each round and report the mean of the top 5 worst accuracies for each method. Besides, we report the number of communication rounds to reach threshold worst accuracy and the speed up rate compared with FedAvg.

Algorithm	RotatedMNIST		CIFAR10		PACS	
	Acc (%)	Rounds for 60%	Acc (%)	rounds for 40%	Acc (%)	Rounds for 40%
ERM (FedAvg)	66.60	816 (1.0X)	41.30	846 (1.0X)	42.79	170 (1.0X)
FedProx	65.88	780 (1.0X)	41.84	840 (1.0X)	42.82	170 (1.0X)
SCAFFOLD	66.72	804 (1.0X)	40.88	840 (1.0X)	41.63	170 (1.0X)
FedMix	60.52	910 (0.9X)	28.44	-	38.00	-
Moon	66.18	866 (0.9X)	40.34	908 (0.9X)	41.59	66 (2.6X)
DANN	67.85	753 (1.1X)	43.38	747 (1.1X)	40.51	59 (2.9X)
Mixup	66.25	836 (1.0X)	40.32	984 (0.9X)	41.89	252 (0.7X)
GroupDRO	68.53	<b>568 (1.4X)</b>	46.90	656 (1.3X)	43.18	246 (0.7X)
FedAug (Ours)	<b>77.13</b>	630 (1.3X)	<b>48.94</b>	<b>632 (1.3X)</b>	<b>43.99</b>	<b>58 (2.9X)</b>

Table 3: **Ablation Studies**, we show the performance of AugMean, AugCA, and remove the adversarial part (remove projection layer) in AugCA. All examined algorithms use FedAvg as the backbone, and we report the mean of maximum 5 accuracies for test datasets for each algorithm, the communication rounds to reach the threshold accuracy, and the speed up rate compared with FedAvg.

Algorithm	RotatedMNIST		CIFAR10		PACS	
	Acc (%)	Rounds for 80%	Acc (%)	rounds for 55%	Acc (%)	Rounds for 60%
FedAug	<b>86.58</b>	<b>628 (1.3X)</b>	<b>64.65</b>	496 (1.5X)	<b>65.63</b>	<b>100 (1.7X)</b>
AugMean	84.40	770 (1.1X)	64.32	<b>442 (1.7X)</b>	65.45	118 (1.4X)
AugCA	86.25	648 (1.3X)	63.44	483 (1.5X)	64.44	110 (1.5X)
+ w/o adversarial	81.24	926 (0.9X)	58.84	584 (1.3X)	63.33	144 (1.2X)
ERM (FedAvg)	82.47	828 (1.0X)	58.99	736 (1.0X)	64.03	168 (1.0X)

these settings, DG baselines outperform FedAvg. This finding demonstrates that the DG algorithms help to enhance domain robustness.

### 5.3 ABLATION STUDIES

In Table 3, we show the improvements of different components of FedAug. In particular, we want to make sure that both AugCA and AugMean provide individual benefits, and that the adversarial element of AugCA (projection layer) is necessary. As a result, we run AugMean and AugCA separately to do ablation studies, then remove the adversarial element (projection layer) in AugCA.

---

We have the following findings: 1) AugMean and AugCA have individual improvements compared with FedAvg, but the combination method FedAug consistently achieves the best performance. 2) Adversarial part (projection layer) is necessary for AugCA. After removing projection layers, AugCA performs even worse than FedAvg.

## REFERENCES

- Martin Arjovsky, Léon Bottou, Ishaan Gulrajani, and David Lopez-Paz. Invariant risk minimization, 2019. URL <https://arxiv.org/abs/1907.02893>.
- Rudrajit Das, Anish Acharya, Abolfazl Hashemi, Sujay Sanghavi, Inderjit S Dhillon, and Ufuk Topcu. Faster non-convex federated learning via global and local momentum. *arXiv preprint arXiv:2012.04061*, 2020.
- Yuyang Deng, Mohammad Mahdi Kamani, and Mehrdad Mahdavi. Distributionally robust federated averaging, 2021.
- Moming Duan, Duo Liu, Xianzhang Chen, Yujuan Tan, Jinting Ren, Lei Qiao, and Liang Liang. Astraea: Self-balancing federated learning for improving classification accuracy of mobile deep learning applications. *2019 IEEE 37th International Conference on Computer Design (ICCD)*, Nov 2019. doi: 10.1109/iccd46524.2019.00038. URL <http://dx.doi.org/10.1109/ICCD46524.2019.00038>.
- Shaoduo Gan, Akhil Mathur, Anton Isopoussu, Fahim Kawsar, Nadia Berthouze, and Nicholas Lane. Fruda: Framework for distributed adversarial domain adaptation. *IEEE Transactions on Parallel and Distributed Systems*, 2021.
- Yaroslav Ganin, Evgeniya Ustinova, Hana Ajakan, Pascal Germain, Hugo Larochelle, François Laviolette, Mario Marchand, and Victor Lempitsky. Domain-adversarial training of neural networks. 2015. doi: 10.48550/ARXIV.1505.07818. URL <https://arxiv.org/abs/1505.07818>.
- Ishaan Gulrajani and David Lopez-Paz. In search of lost domain generalization, 2020. URL <https://arxiv.org/abs/2007.01434>.
- Yongxin Guo, Tao Lin, and Xiaoying Tang. Towards federated learning on time-evolving heterogeneous data. *arXiv preprint arXiv:2112.13246*, 2021.
- Tzu-Ming Harry Hsu, Hang Qi, and Matthew Brown. Measuring the effects of non-identical data distribution for federated visual classification. *arXiv preprint arXiv:1909.06335*, 2019.
- Zhaolin Hu and L Jeff Hong. Kullback-leibler divergence constrained distributionally robust optimization. *Available at Optimization Online*, pp. 1695–1724, 2013.
- Feihu Huang, Junyi Li, and Heng Huang. Compositional federated learning: Applications in distributionally robust averaging and meta learning, 2021.
- Sai Praneeth Karimireddy, Satyen Kale, Mehryar Mohri, Sashank J. Reddi, Sebastian U. Stich, and Ananda Theertha Suresh. Scaffold: Stochastic controlled averaging for federated learning, 2019. URL <https://arxiv.org/abs/1910.06378>.
- Sai Praneeth Karimireddy, Martin Jaggi, Satyen Kale, Mehryar Mohri, Sashank J Reddi, Sebastian U Stich, and Ananda Theertha Suresh. Mime: Mimicking centralized stochastic algorithms in federated learning. *arXiv preprint arXiv:2008.03606*, 2020.
- David Krueger, Ethan Caballero, Joern-Henrik Jacobsen, Amy Zhang, Jonathan Binas, Dinghuai Zhang, Remi Le Priol, and Aaron Courville. Out-of-distribution generalization via risk extrapolation (rex), 2020. URL <https://arxiv.org/abs/2003.00688>.
- Da Li, Yongxin Yang, Yi-Zhe Song, and Timothy M. Hospedales. Learning to generalize: Meta-learning for domain generalization, 2017. URL <https://arxiv.org/abs/1710.03463>.
- Daliang Li and Junpu Wang. Fedmd: Heterogenous federated learning via model distillation. *arXiv preprint arXiv:1910.03581*, 2019.
- Haoliang Li, Sinno Jialin Pan, Shiqi Wang, and Alex C. Kot. Domain generalization with adversarial feature learning. In *2018 IEEE Conference on Computer Vision and Pattern Recognition, CVPR 2018, Salt Lake City, UT, USA, June 18-22, 2018*, pp. 5400–5409. Computer Vision Foundation / IEEE Computer Society, 2018a. doi: 10.1109/CVPR.2018.00566. URL [http://openaccess.thecvf.com/content\\_cvpr\\_2018/html/Li\\_Domain\\_Generalization\\_With\\_CVPR\\_2018\\_paper.html](http://openaccess.thecvf.com/content_cvpr_2018/html/Li_Domain_Generalization_With_CVPR_2018_paper.html).

- 
- Qinbin Li, Bingsheng He, and Dawn Song. Model-contrastive federated learning. In *Proceedings of the IEEE/CVF Conference on Computer Vision and Pattern Recognition*, 2021.
- Tian Li, Anit Kumar Sahu, Manzil Zaheer, Maziar Sanjabi, Ameet Talwalkar, and Virginia Smith. Federated optimization in heterogeneous networks, 2018b. URL <https://arxiv.org/abs/1812.06127>.
- Ya Li, Xinmei Tian, Mingming Gong, Yajing Liu, Tongliang Liu, Kun Zhang, and Dacheng Tao. Deep domain generalization via conditional invariant adversarial networks. In *Proceedings of the European Conference on Computer Vision (ECCV)*, pp. 624–639, 2018c.
- Tao Lin, Lingjing Kong, Sebastian U Stich, and Martin Jaggi. Ensemble distillation for robust model fusion in federated learning. In H. Larochelle, M. Ranzato, R. Hadsell, M.F. Balcan, and H. Lin (eds.), *Advances in Neural Information Processing Systems*, volume 33, pp. 2351–2363. Curran Associates, Inc., 2020a. URL <https://proceedings.neurips.cc/paper/2020/file/18df51b97ccd68128e994804f3eccc87-Paper.pdf>.
- Tao Lin, Sebastian U. Stich, Kumar Kshitij Patel, and Martin Jaggi. Don’t use large mini-batches, use local sgd. In *International Conference on Learning Representations*, 2020b. URL <https://openreview.net/forum?id=Bley01BFPr>.
- H. Brendan McMahan, Eider Moore, Daniel Ramage, Seth Hampson, and Blaise Agüera y Arcas. Communication-efficient learning of deep networks from decentralized data. 2016. doi: 10.48550/ARXIV.1602.05629. URL <https://arxiv.org/abs/1602.05629>.
- Paul Michel, Tatsunori Hashimoto, and Graham Neubig. Modeling the second player in distributionally robust optimization. *arXiv preprint arXiv:2103.10282*, 2021.
- Mehryar Mohri, Gary Sivek, and Ananda Theertha Suresh. Agnostic federated learning, 2019.
- Xingchao Peng, Zijun Huang, Yizhe Zhu, and Kate Saenko. Federated adversarial domain adaptation, 2019. URL <https://arxiv.org/abs/1911.02054>.
- Sashank J. Reddi, Zachary Charles, Manzil Zaheer, Zachary Garrett, Keith Rush, Jakub Konečný, Sanjiv Kumar, and Hugh Brendan McMahan. Adaptive federated optimization. In *International Conference on Learning Representations*, 2021. URL <https://openreview.net/forum?id=LkFG31B13U5>.
- Amirhossein Reisizadeh, Farzan Farnia, Ramtin Pedarsani, and Ali Jadbabaie. Robust federated learning: The case of affine distribution shifts, 2020.
- Shiori Sagawa, Pang Wei Koh, Tatsunori B. Hashimoto, and Percy Liang. Distributionally robust neural networks for group shifts: On the importance of regularization for worst-case generalization, 2019. URL <https://arxiv.org/abs/1911.08731>.
- Yan Shen, Jian Du, Han Zhao, Benyu Zhang, Zhanghexuan Ji, and Mingchen Gao. Fedmm: Saddle point optimization for federated adversarial domain adaptation. *arXiv preprint arXiv:2110.08477*, 2021.
- MyungJae Shin, Chihoon Hwang, Joongheon Kim, Jihong Park, Mehdi Bennis, and Seong-Lyun Kim. Xor mixup: Privacy-preserving data augmentation for one-shot federated learning, 2020.
- Baochen Sun and Kate Saenko. Deep coral: Correlation alignment for deep domain adaptation, 2016. URL <https://arxiv.org/abs/1607.01719>.
- Yuwei Sun, Ng Chong, and Ochiai Hideya. Multi-source domain adaptation based on federated knowledge alignment. *arXiv preprint arXiv:2203.11635*, 2022.
- Tiffany Tuor, Shiqiang Wang, Bong Jun Ko, Changchang Liu, and Kin K Leung. Overcoming noisy and irrelevant data in federated learning. In *2020 25th International Conference on Pattern Recognition (ICPR)*, pp. 5020–5027. IEEE, 2021.
- Bin Wang, Gang Li, Chao Wu, WeiShan Zhang, Jiehan Zhou, and Ye Wei. A framework for self-supervised federated domain adaptation. *EURASIP Journal on Wireless Communications and Networking*, 2022(1):1–17, 2022.
- Jianyu Wang, Qinghua Liu, Hao Liang, Gauri Joshi, and H Vincent Poor. Tackling the objective inconsistency problem in heterogeneous federated optimization. *arXiv preprint arXiv:2007.07481*, 2020.
- Jiahao Xie, Chao Zhang, Zebang Shen, Weijie Liu, and Hui Qian. Efficient cross-device federated learning algorithms for minimax problems, 2021.

- 
- Shen Yan, Huan Song, Nanxiang Li, Lincan Zou, and Liu Ren. Improve unsupervised domain adaptation with mixup training, 2020. URL <https://arxiv.org/abs/2001.00677>.
- Tehrim Yoon, Sumin Shin, Sung Ju Hwang, and Eunho Yang. Fedmix: Approximation of mixup under mean augmented federated learning, 2021.
- Naoya Yoshida, Takayuki Nishio, Masahiro Morikura, Koji Yamamoto, and Ryo Yonetani. Hybrid-fl: Co-operative learning mechanism using non-iid data in wireless networks. *arXiv preprint arXiv:1905.07210*, 2019.
- Mikhail Yurochkin, Mayank Agarwal, Soumya Ghosh, Kristjan Greenewald, Nghia Hoang, and Yasaman Khazaeni. Bayesian nonparametric federated learning of neural networks. In *International Conference on Machine Learning*, pp. 7252–7261. PMLR, 2019.

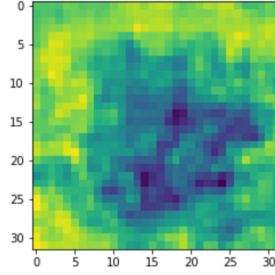


Figure 5: We show one augmentation data of CIFAR10 dataset here. Notice that the augmentation data is close to random noise and can not be classified as any class.

## A DETAILS OF AUGMENTATION DATA

We use the data augmentation framework the same as FedMix, as shown in Algorithm 2. For each local dataset, we upload the mean of each  $M$  samples to server. The constructed augmentation data is close to random noise. As shown in Figure 5, we randomly choose one sample in the augmentation dataset of CIFAR10 dataset.

---

### Algorithm 2 Construct Augmentation Data

---

**Require:** local Datasets  $D_1, \dots, D_N$ , number of augmentation data for each client  $K$ , number of samples to construct one augmentation sample  $M$ .

**Ensure:** Augmentation Dataset  $D_A$ .

- 1: Initialize  $D_A = \emptyset$ .
  - 2: **for**  $i = 1, \dots, N$  **do**
  - 3:     **for**  $k = 1, \dots, K$  **do**
  - 4:         Randomly sample  $x_1, \dots, x_M$  from  $D_i$ .
  - 5:          $\bar{x} = \sum_{m=1}^M x_m$ .
  - 6:          $D_A = D_A \cup \{\bar{x}\}$
-