

Leveraging Causal Inference for Explainable Automatic Program Repair

Jianzong Wang, Shijing Si*, Zhitao Zhu, Xiaoyang Qu, Zhenhou Hong, Jing Xiao
Ping An Technology (Shenzhen) Co., Ltd., Shenzhen, China

Email: jzawang@188.com, shijing.si@outlook.com, andyzzt@mail.ustc.edu.cn,
quxiaoy@gmail.com, hongzhenhou168@pingan.com.cn, xiaojing661@pingan.com.cn

Abstract—Deep learning models have made significant progress in automatic program repair. However, the black-box nature of these methods has restricted their practical applications. To address this challenge, this paper presents an interpretable approach for program repair based on sequence-to-sequence models with causal inference and our method is called CPR, short for causal program repair. Our CPR can generate explanations in the process of decision making, which consists of groups of causally related input-output tokens. Firstly, our method infers these relations by querying the model with inputs disturbed by data augmentation. Secondly, it generates a graph over tokens from the responses and solves a partitioning problem to select the most relevant components. The experiments on four programming languages (Java, C, Python, and JavaScript) show that CPR can generate causal graphs for reasonable interpretations and boost the performance of bug fixing in automatic program repair.

Index Terms—Automated Program Repair, Program Analysis, Sequence-to-sequence Model, Causal Inference, Interpretability

I. INTRODUCTION

The goal of automatic program repair (APR) techniques is to automatically correct bug(s) in a piece of existing troublesome source code. Many researches have been devoted on applying machine learning techniques to APR [1]. Given the similarity between a program repair task and generic natural language processing (NLP) tasks such as sequence-to-sequence (seq2seq) learning and machine translation [2], there has been a lot of work on applying machine learning for program repair [3], [4], [5] and [6] in recent years. Similar techniques have been applied to code related tasks [7], [8], [9].

Despite deep seq2seq models' overwhelming success in APR tools, there still remains a lot of potential for improvement [10], [11]. The major concern is the interpretability or the causality. Interpretability has been approached primarily from two advantages: model interpretability, which is, making the architecture itself interpretable, and prediction interpretability, which is, explaining particular predictions of the model [12]. If these two goals can be achieved during model building, we can make the APR tools trustworthy, transparent, and controllable. When the APR is combined with causal inference, however, significant challenges arise.

This paper aims to address three important unsolved issues about how to use causal inference in APR models. The first issue is since that transparency in the deep APR models is

often very restrictive and challenging to achieve [13], how can we alleviate this usability plight. The second issue is how to define the causal graph in the APR task. The third issue is what kind of performance can be achieved by APR model combined with causal inference.

To address the first issue, we concentrate on prediction interpretability rather than model transparency. Indeed, prediction interpretability can be sought more easily with a posterior for deep neural networks, including seq2seq models. In APR problem, the inputs are the code and comments, the output is the predicted repaired code. To tackle the second issue, we can define the causal graph since we are focusing on the interpretable relation between input and output. In a causal graph, the context is the input of code and comments, the outcome is the predicted repaired code, and the confounder is the data disturbance. For the third challenge, we alter the potential confounder, which is the data disturbance, and observe the effect of APR with causal inference.

In general, we propose a data augmentation strategy to improve the prediction interpretability in APR models. With access to the prediction generating model, we turn the local behavior of the model around the given input into an interpretable representation of its operation. In contrast to previous approaches, we consider structured prediction, in which both the inputs and outputs are combinatorial objects, and our explanation consists of a summary of operations rather than a more straightforward prediction method.

Our main contributions can be listed as follows:

- We proposed using a data augmentation strategy for the controlled generation of input perturbations required for causal analysis of sequential data.
- In the experiments, our framework can offer explanations on various sequence-to-sequence models in APR, which shows its ability to enhance the performance and provide insights into the workings of black-box models.

II. RELATED WORKS

A. Sequence-to-Sequence Model in Automatic Code Repair

Recent works try to use machine translation techniques to fix bugs, which are more akin to our approach. SequenceR [4] leverages seq2seq learning by combining an encoder/decoder architecture. Recurrent neural networks (RNNs) with LSTM

*Corresponding author: Shijing Si, sishijing204@pingan.com.cn.

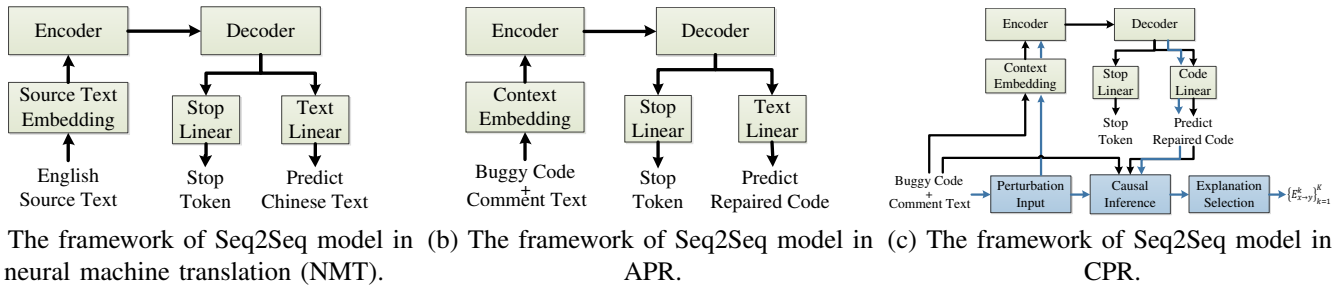


Fig. 1. Comparison of three frameworks of NMT, APR and CPR. The boxes and arrows in blue in (c) mean the causal parts.

gates serve as the encoder and decoder. It uses the copy mechanism to overcome the problem of a huge vocabulary in source code. Also, it performs a Buggy Context Abstraction process to organize the fault localization data and overcome the dependency problem. It requires special tokens such as $\langle START\ BUG \rangle$ and $\langle END\ BUG \rangle$ to indicate the start and end of bugs. [14] leverages the seq2seq translation to generate patches by using neural machine translation (NMT) with attention-based Encoder-Decoder.

Using a RNN encoder-decoder, [15] investigates the ability of NMT to generate candidate patches. They use simple code abstractions to make the source code smaller, which relies on a Lexer and Parser. CoCoNuT [6] is an end-to-end approach for automatically repairing bugs in multiple languages utilizing NMT and ensemble learning. They used CNNs instead of RNNs used by previous works such as SequenceR [4], [15]. CoCoNuT represents the buggy source code and its surrounding context separately to improve the results. The authors evaluate this method on six benchmarks for four programming languages, including Java, C, Python, and JavaScript. DLFix [5] is a two-tier DL model that leverages prior fixes and the surrounding code contexts to fix new buggy code. The primary difference between our work and these approaches is that we do not require unique tokens like SequenceR [4], and there is no need to separate inputs of buggy line and context like [6]. Also, we did not use any abstraction techniques like [15].

B. Causal Inference

There is a vast body of various fields centered on the notion of “explanation”. However, because this word is undetermined, these approaches of “explanation” are often non-overlapping [16]. In the context of machine learning, perhaps the most apparent line of study on explicability focuses on medical applications [17], where trust can be a deciding factor in whether or not a model is employed. With the ever-growing success and popularity of deep learning methods for image processing, recent work has addressed interpretability in this setting, which usually requires access to the method’s activation functions and gradients [18], or directly models how influence propagates [19]. For a broad overview of interpretability in machine learning, we refer the reader to the recent survey by [20].

The former [12], [21] proposes a model that justifies its predictions in terms of fragments of the input. This approach formulates explanation generation as part of the learning problem and, as most previous work, only deals with the case where predictions are scalar or categorical. On the other hand, [21], [22] propose a framework for explaining the predictions of black-box classifiers by means of locally faithful explainable models. They focus on sparse linear models as explanations and rely on local perturbations of the instance to explain. Their model assumes the input directly admits a fixed size interpretable representation in Euclidean space, so their framework operates directly on this vector-valued representation.

III. PROPOSED METHOD

Comparing the Fig. 1(a), (b) and (c), we can transition from NMT to APR with causal inference, which is Fig. 1(c). Comparing Fig. 1 (a) and (b), the process of APR is similar to NMT. Both input source text and target text, and the expected text is inferred through the Seq2Seq model. According to Fig. 1(b), we propose an APR framework with causal analysis, as illustrated by Fig. 1(c).

As demonstrated in Fig. 2(a), we define a causal graph. In causal inference, capital X represents the treatment, capital A represents the potential confounder, and capital Y represents the outcome. In the APR problem, capital X is the input of code and comments, capital A indicates the data augmentation, and capital Y is the output of predicted repaired code. Based on the data augmentation, potential confounder A will influence X and Y, so we define the causal graph like the Fig. 2(a). To identify the input and output causality, we need to know the predict interpretability after we’ve defined the causal graph. Changing the input through data augmentation methods, we may figure out how the input influences the output, as shown in Fig. 2(b).

Our approach formalizes this framework through a pipeline (sketched in Fig. 1(c)) that consists of three main components, each of which is described in detail in the following section: a perturbation model for locally exercising F , a causal inference model for inferring associations between inputs and predictions, and a selection step for partitioning and selecting the most relevant sets of associations.

TABLE I

COMPARISON OF THE FIXED BUGS WITH CAUSAL INFERENCE AND WITHOUT CAUSAL INFERENCE. ‘‘CI’’ MEANS CAUSAL INFERENCE. THE EFFECTIVENESS OF MODELS IS MEASURED BY THE NUMBER OF FIXED BUGS

Dataset	Model	Parameters	Language	Bugs number	fixed w/o CI	fixed with CI (CPR)
Defects4J	SequenceR	38M	Java	393	12	20
Defects4J	FConv	23M	Java	393	12	21
Defects4J	CodeBERT	675M	Java	393	14	23
QuixBugs	SequenceR	38M	Java	40	7	13
QuixBugs	FConv	23M	Java	40	8	11
QuixBugs	CodeBERT	675M	Java	40	13	17
QuixBugs	SequenceR	38M	Python	40	6	13
QuixBugs	FConv	23M	Python	40	9	14
QuixBugs	CodeBERT	675M	Python	40	12	19
ManyBugs	SequenceR	38M	C	69	11	16
ManyBugs	FConv	23M	C	69	9	15
ManyBugs	CodeBERT	675M	C	69	13	18
BugAID	SequenceR	38M	JavaScript	12	4	6
BugAID	FConv	23M	JavaScript	12	3	3
BugAID	CodeBERT	675M	JavaScript	12	6	7

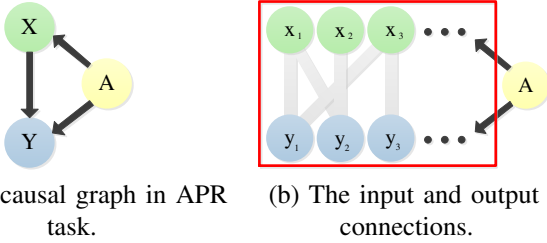


Fig. 2. The causal graph in APR task.

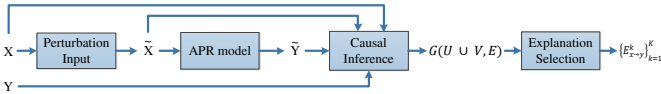


Fig. 3. The framework of CPR.

The first step in the explainable APR approach is to obtain perturbed versions of the input: which involves changing the elements and their order in original input sentences. In [23], they propose a variational auto-encoder (VAE) model to perturb the text. However, training a VAE or bidirectional LSTM language model takes a lot of time and effort.

Based on [24], [25], here we use the data augmentation to generate the perturbed comment texts. For word perturbation:

- 1) Synonym Replacement (SR): Randomly choose m words from the original sentence that does not include stop words. Then replace these words with one of their synonyms chosen at random.
- 2) Random Insertion (RI): Find a synonym for a random word in the original sentence (stop words eliminated). Insert that

synonym into a random position in the sentence. Repeat m times.

- 3) Random Swap (RS): Randomly choose two words from the original sentence and swap their positions in m times.
- 4) Random Deletion (RD): Randomly remove words from the original sentence with probability p .

For sentence perturbation, we use Back-Translation (BT): Translating an existing example x in language A into another language B and then translating it back into A to obtain an augmented example \hat{x} .

Long sentences will perform more word perturbation since they include more words than short ones. To fair comparison, we vary the number m for word perturbation based on the sentence length l with the formula $m = \lfloor \alpha l \rfloor$, where α is a parameter that indicates the percent of the changed words in a sentence (we use $p = \alpha$ for RD). Furthermore, we generate m_{dist} disturbed sentences for each original sentence.

To perturb the comment texts, the data augmentations operate the level of the words, and the symbols like $\{, : \text{ or } == \text{ e.t.c.}$ Symbols are also an essential part of a programming language.

This data augmentation strategy achieves similar outcomes but is considerably easier to employ because it does not involve the training of a language model and the usage of external datasets. We argue that it can be easily ported to other similar models.

IV. EXPERIMENTAL SETUP

A. Datasets

To train the APR models in different programming languages, we collected corresponding training datasets for different

programming languages based on the open-source datasets. For Java, we use Defects4J [26] and QuixBugs [27]. For Python, we use Python’s version of QuixBugs. For C, we used the ManyBugs datasets from prior work [28]. Since there is no automatic repair benchmark in JavaScript, we choose 12 examples associated with common bug patterns in JavaScript described in prior work (BugAID) [29].

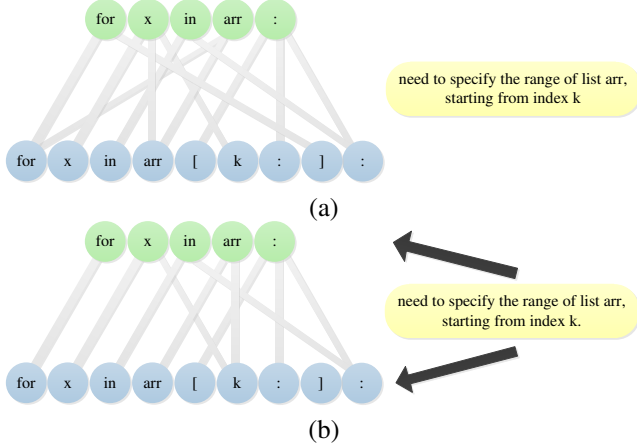


Fig. 4. We inferred dependency graphs before (left) and after (right) explanation selection for the prediction. Our framework generates dependency estimates and explanation graphs. The green circles mean the buggy code, the yellow circles mean the comments text, and the blue circles mean debugged code. (a) Raw Dependencies. (b) Explanation Graph.

B. Settings

Training. In order to ensure the reusability of our method, specific training parameters are given here. Following Fig. 1(c), we have two parts that need to train and inference, the APR model and the explainable graph. We use hyperband to tune hyper-parameters. We limit the search space to reasonable values: embedding size (64-512), convolutional layer dimensions (128*(1-5)), number of convolutional layers (1-10), size of hidden units of LSTM (128-512), size of Transformer heads (4-8), size of hidden units of Transformer (128-512), and learning rate (0-1). For tuning, we train APR models for one epoch on the Java training set with different hyper-parameters and rank the hyper-parameters sets based on their perplexity, which is a typical metric in NLP that quantifies how well a model generates a sequence. We use the ReduceLRonPlateau schedule the top-k (default k=10) models, with a plateau of 10^{-4} , and make it stop at convergence or until 20 epochs reached. In inference mode, we employ beam search with a beamwidth of 784.

Explainable graph. Based on the proposed data augmentation strategy, we uniformly chose a data disturbance method to generate the disturbed input. For the graph partitioning step, we compare the robust formulation defined above with two classical methods of bipartite graph partitioning that do not take uncertainty into account: the coclustering method of [30], and the biclustering method of [31].

Infrastructure We use the implementations of LSTM, Transformer, FConv provided by fairseq-py [32] running on Py-

torch [33]. We also use the implementation of CodeBERT [34] running on Pytorch. Our models were trained and evaluated on an Intel Xeon E5-2695 with 4 NVIDIA V100 GPUs.

Performance The average time it takes to train the APR models for one epoch during tuning is 38 minutes. It takes 93, 67, and 253 hours to train the SequenceR, FConv, and CodeBERT model sequentially until convergence. In inference, generating 1000 patches for a bug takes an average of 8 seconds.

C. Evaluation and Results

The performance with causal inference Table I displays the number of bugs fixed by the different approaches with or without causal inference. For all datasets, causal inference is used to improve the effect of debugging code. We test in four languages, and both models have been improved using causal inference. On the BugAID dataset, which is for JavaScript language, We observed an intriguing result. The debugs number for all three models is relatively less, and for FConv, the causal inference is not working. For SequenceR and CdoeBERT, the effect of improvement is not obvious. We believe that the main reason is that the amount of data is too small.

Table II depicts the different consequences of different data disturbance approaches in our framework. The RI, RS, and RD approaches would degrade the performance of APR with causal inference. In the FConv model with the RD method, its performance is almost the same as that of a model without causal inference. Likewise, the CodeBERT with the RS method, which reduces the number of fixed codes to 12, achieves the same performance without causal inference. When using the APR model with causal inference, the SR and BT methods are the best choices. It demonstrates that the SR and BT methods have the best effect in the APR model with causal inference. It helps when the APR model is with the explainable graph because the SR and BT methods can maintain the original meaning of comments.

Fig. 5 shows the input and output’s interpretable relation with explanation graphs. The connected blue circle with more gray lines from green circles is more relevant. The density of gray lines might show whether or not the error code corresponds to the proper code. As shown in Fig. 5, the incorrect part of the buggy code is most connected to the correct part in the repaired code.

The explanation graph in data perturbation. Fig. 5 shows the explanation graph when using data augmentation. In Fig. 5 (a), (b), and (c), the buggy code is all connected to the most relevant input. Especially in Fig. 5(b), the incorrect symbol is connected to the correct symbol, where the second blue circle is the right answer. In Fig. 5 (d), the debugged code deletes the wrong parts compared to the buggy code. Since the solution is to delete the buggy code, the input is rarely connected to the output.

Fig. 6 (b), (c), (d), (e), and (f) illustrate the circumstance when the data augmentation is implemented for the comment text. It shows that the comment text is still connected to the

TABLE II
COMPARISON OF DIFFERENT DATA DISTURBANCES IN OUR FRAMEWORK. "CI" MEANS CAUSAL INFERENCE. THE EFFECTIVENESS OF MODELS IS MEASURED BY THE NUMBER OF FIXED BUGS.

Dataset	Model	Parameters	Language	Bugs number	Data augmentation	fixed w/o CI	fixed with CI (CPR)
QuixBugs	SequenceR	38M	Python	40	SR	10	13
QuixBugs	SequenceR	38M	Python	40	RI	8	10
QuixBugs	SequenceR	38M	Python	40	RS	7	11
QuixBugs	SequenceR	38M	Python	40	RD	8	11
QuixBugs	SequenceR	38M	Python	40	BT	9	12
QuixBugs	FConv	23M	Python	40	SR	11	14
QuixBugs	FConv	23M	Python	40	RI	8	11
QuixBugs	FConv	23M	Python	40	RS	9	12
QuixBugs	FConv	23M	Python	40	RD	9	10
QuixBugs	FConv	23M	Python	40	BT	12	14
QuixBugs	CodeBERT	675M	Python	40	SR	14	18
QuixBugs	CodeBERT	675M	Python	40	RI	11	15
QuixBugs	CodeBERT	675M	Python	40	RS	9	12
QuixBugs	CodeBERT	675M	Python	40	RD	9	13
QuixBugs	CodeBERT	675M	Python	40	BT	13	19

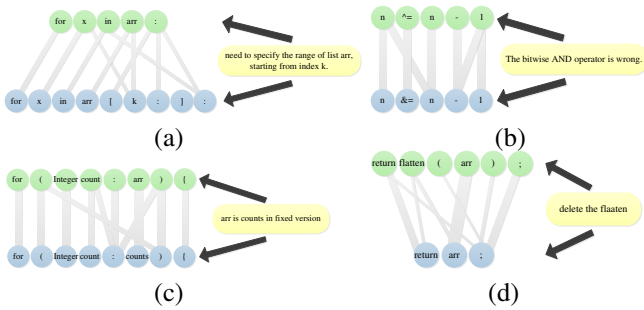


Fig. 5. Dependency estimates and explanation graph generated by our framework. The green circles means the buggy code, the yellow circles means the comments text, the blue circles means debugged code.(a) Explanation graph in Python.(b) Explanation graph in Python.(c) Explanation graph in Java.(d) Explanation graph in Java.

most relevant part but the irrelevant connections have increased. As in Fig. 6 (c), (d), and (e), the second blue circle gets the connection, but the graph has deleted some unimportant connections to other circles. Data augmentation like RI, RD and RS will cause some irrelevant connections to grow. The SR and BT methods can preserve the correct connections as seen in Fig. 6.

Overall, Fig. 6 shows that our framework can demonstrate the interpretability of input and output. The data augmentation strategy and the explanation graph continuously provide improvements to model effects, but appropriate data augmentation approaches will make them more powerful.

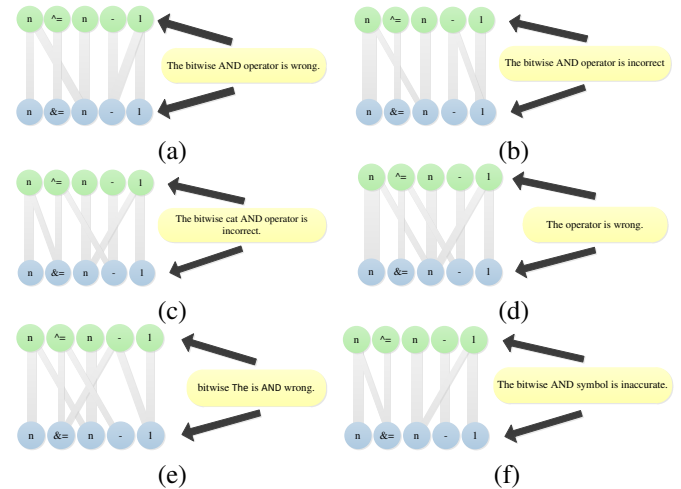


Fig. 6. Dependency estimates and explanation graph generated with data disturbances. The green circles mean the buggy code, the yellow circles mean the comments text, and the blue circles mean debugged code. (a) Explanation graph in Python, without data disturbances. (b) Explanation graph in Python, with SR. (c) Explanation graph in Python, with RI. (d) Explanation graph in Python, with RD. (e) Explanation graph in Python, with RS. (f) Explanation graph in Python, with BT.

V. CONCLUSION

Our data augmentation approach combined with a model-agnostic framework for prediction interpretability can produce reasonable, related explanations. We formulate the explanation problem of APR model in causal inference. Our methods can be generalized to a variety of settings in which inputs and outputs can be expressed as sets of features. Also, we used

data augmentation sampling for data disturbances. Experiments with various data augmentation methodologies suggest that the APR model can be utilized as a causal inference tool.

ACKNOWLEDGMENT

This paper is supported by the Key Research and Development Program of Guangdong Province under grant No.2021B0101400003. Corresponding author is Shijing Si from Ping An Technology (Shenzhen) Co., Ltd (sishijing204@pingan.com.cn).

REFERENCES

- [1] M. Monperrus, "Automatic software repair: a bibliography," *ACM Computing Surveys (CSUR)*, vol. 51, no. 1, pp. 1–24, 2018.
- [2] D. Sundararaman, V. Subramanian, G. Wang, S. Si, D. Shen, D. Wang, and L. Carin, "Syntactic knowledge-infused transformer and bert models," 2021.
- [3] M. Tufano, C. Watson, G. Bavota, M. Di Penta, M. White, and D. Poshyvanyk, "An empirical investigation into learning bug-fixing patches in the wild via neural machine translation," in *Proceedings of ASE*, 2018, pp. 832–837.
- [4] Z. Chen, S. J. Kommrusch, M. Tufano, L.-N. Pouchet, D. Poshyvanyk, and M. Monperrus, "Sequencer: Sequence-to-sequence learning for end-to-end program repair," *IEEE Transactions on Software Engineering*, 2019.
- [5] Y. Li, S. Wang, and T. N. Nguyen, "Dlfix: Context-based code transformation learning for automated program repair," in *Proceedings of ICSE*, 2020, pp. 602–614.
- [6] T. Lutellier, H. V. Pham, L. Pang, Y. Li, M. Wei, and L. Tan, "Coconut: Combining context-aware neural translation models using ensemble for program repair," in *Proceedings of the 29th ACM SIGSOFT International Symposium on Software Testing and Analysis*, 2020, pp. 101–114.
- [7] S. Iyer, I. Konstantas, A. Cheung, and L. Zettlemoyer, "Summarizing source code using a neural attention model," in *Proceedings of ACL*, 2016, pp. 2073–2083.
- [8] W. Ling, P. Blunsom, E. Grefenstette, K. M. Hermann, T. Kočiský, F. Wang, and A. Senior, "Latent predictor networks for code generation," in *Proceedings of ACL*, 2016, pp. 599–609.
- [9] P. Yin and G. Neubig, "A syntactic neural model for general-purpose code generation," in *Proceedings of ACL*, 2017, pp. 440–450.
- [10] T.-T. Nguyen, Q.-T. Ta, and W.-N. Chin, "Automatic program repair using formal verification and expression templates," in *International Conference on Verification, Model Checking, and Abstract Interpretation*. Springer, 2019, pp. 70–91.
- [11] H. Ye, M. Martinez, T. Durieux, and M. Monperrus, "A comprehensive study of automatic program repair on the quixbugs benchmark," *Journal of Systems and Software*, vol. 171, p. 110825, 2021.
- [12] T. Lei, R. Barzilay, and T. Jaakkola, "Rationalizing neural predictions," in *Proceedings of EMNLP*, 2016, pp. 107–117.
- [13] M. O'Neill and L. Spector, "Automatic programming: The open issue?" *Genetic Programming and Evolvable Machines*, vol. 21, no. 1, pp. 251–262, 2020.
- [14] H. Hata, E. Shihab, and G. Neubig, "Learning to generate corrective patches using neural machine translation," *arXiv preprint arXiv:1812.07170*, 2018.
- [15] M. Tufano, C. Watson, G. Bavota, M. D. Penta, M. White, and D. Poshyvanyk, "An empirical study on learning bug-fixing patches in the wild via neural machine translation," *ACM Transactions on Software Engineering and Methodology (TOSEM)*, vol. 28, no. 4, pp. 1–29, 2019.
- [16] Z. C. Lipton, "The mythos of model interpretability: In machine learning, the concept of interpretability is both important and slippery," *Queue*, vol. 16, no. 3, pp. 31–57, 2018.
- [17] R. Caruana, Y. Lou, J. Gehrke, P. Koch, M. Sturm, and N. Elhadad, "Intelligible models for healthcare: Predicting pneumonia risk and hospital 30-day readmission," in *Proceedings of SIGKDD*, 2015, pp. 1721–1730.
- [18] R. R. Selvaraju, M. Cogswell, A. Das, R. Vedantam, D. Parikh, and D. Batra, "Grad-cam: Visual explanations from deep networks via gradient-based localization," in *Proceedings of ICCV*, 2017, pp. 618–626.
- [19] S. Bach, A. Binder, G. Montavon, F. Klauschen, K.-R. Müller, and W. Samek, "On pixel-wise explanations for non-linear classifier decisions by layer-wise relevance propagation," *PLoS one*, vol. 10, no. 7, p. e0130140, 2015.
- [20] F. Doshi-Velez and B. Kim, "A roadmap for a rigorous science of interpretability," *arXiv preprint arXiv:1702.08608*, vol. 2, p. 1, 2017.
- [21] M. T. Ribeiro, S. Singh, and C. Guestrin, "Why should i trust you?" explaining the predictions of any classifier," in *Proceedings of SIGKDD*, 2016, pp. 1135–1144.
- [22] P. Cheng, W. Hao, S. Yuan, S. Si, and L. Carin, "Fairfil: Contrastive neural debiasing method for pretrained text encoders," in *ICLR*, 2021.
- [23] D. Alvarez-Melis and T. Jaakkola, "A causal framework for explaining the predictions of black-box sequence-to-sequence models," in *Proceedings of EMNLP*, 2017, pp. 412–421.
- [24] J. Wei and K. Zou, "Eda: Easy data augmentation techniques for boosting performance on text classification tasks," in *Proceedings of EMNLP-IJCNLP*, 2019, pp. 6383–6389.
- [25] S. Edunov, M. Ott, M. Auli, and D. Grangier, "Understanding back-translation at scale," in *Proceedings of EMNLP*, 2018, pp. 489–500.
- [26] R. Just, D. Jalali, and M. D. Ernst, "Defects4j: A database of existing faults to enable controlled testing studies for java programs," in *Proceedings of the 2014 International Symposium on Software Testing and Analysis*, 2014, pp. 437–440.
- [27] D. Lin, J. Koppel, A. Chen, and A. Solar-Lezama, "Quixbugs: A multilingual program repair benchmark set based on the quixbug challenge," in *Proceedings Companion of the 2017 ACM SIGPLAN International Conference on Systems, Programming, Languages, and Applications: Software for Humanity*, 2017, pp. 55–56.
- [28] C. Le Goues, N. Holtschulte, E. K. Smith, Y. Brun, P. Devanbu, and S. Forrest, et al., "The manybugs and introclass benchmarks for automated repair of c programs," *IEEE Transactions on Software Engineering*, vol. 41, no. 12, pp. 1236–1256, 2015.
- [29] Q. Hanam, F. S. d. M. Brito, and A. Mesbah, "Discovering bug patterns in javascript," in *Proceedings of the 2016 24th ACM SIGSOFT international symposium on foundations of software engineering*, 2016, pp. 144–156.
- [30] I. S. Dhillon, "Co-clustering documents and words using bipartite spectral graph partitioning," in *Proceedings of SIGKDD*, 2001, pp. 269–274.
- [31] Y. Kluger, R. Basri, J. T. Chang, and M. Gerstein, "Spectral biclustering of microarray data: coclustering genes and conditions," *Genome research*, vol. 13, no. 4, pp. 703–716, 2003.
- [32] J. Gehring, M. Auli, D. Grangier, D. Yarats, and Y. N. Dauphin, "Convolutional sequence to sequence learning," in *ICML*. PMLR, 2017, pp. 1243–1252.
- [33] A. Paszke, S. Gross, F. Massa, A. Lerer, J. Bradbury, and G. Chanan, et al., "Pytorch: An imperative style, high-performance deep learning library," in *NeurIPS*, 2019.
- [34] Z. Feng, D. Guo, D. Tang, N. Duan, X. Feng, and M. Gong, et al., "Codebert: A pre-trained model for programming and natural languages," in *Proceedings of EMNLP: Findings*, 2020, pp. 1536–1547.