
MixMIM: Mixed and Masked Image Modeling for Efficient Visual Representation Learning

Jihao Liu¹ Xin Huang¹ Yu Liu¹ Hongsheng Li²

¹SenseTime Research

²CUHK MMLab

Abstract

In this study, we propose Mixed and Masked Image Modeling (MixMIM), a simple but efficient MIM method that is applicable to various hierarchical Vision Transformers. Existing MIM methods replace a random subset of input tokens with a special [MASK] symbol and aim at reconstructing original image tokens from the corrupted image. However, we find that using the [MASK] symbol greatly slows down the training and causes training-finetuning inconsistency, due to the large masking ratio (e.g., 40% in BEiT). In contrast, we replace the masked tokens of one image with visible tokens of another image, i.e., creating a mixed image. We then conduct dual reconstruction to reconstruct the original two images from the mixed input, which significantly improves efficiency. While MixMIM can be applied to various architectures, this paper explores a simpler but stronger hierarchical Transformer, and scales with MixMIM-B, -L, and -H. Empirical results demonstrate that MixMIM can learn high-quality visual representations efficiently. Notably, MixMIM-B with 88M parameters achieves 85.1% top-1 accuracy on ImageNet-1K by pretraining for 600 epochs, setting a new record for neural networks with comparable model sizes (e.g., ViT-B) among MIM methods. Besides, its transferring performances on the other 6 datasets show MixMIM has better FLOPs / performance tradeoff than previous MIM methods. Code is available at <https://github.com/Sense-X/MixMIM>.

1 Introduction

Utilizing unlabeled visual data in self-supervised manners to learn representations is intriguing but challenging. Following BERT [12] in natural language processing, pre-training with masked image modeling (MIM) shows great success on pretraining visual representations for various downstream vision tasks [19, 3, 45, 44, 39], including image classification [11], object detection [27], semantic segmentation [50], video classification [18], and motor control [44].

Existing MIM approaches generally replace a portion of input tokens with a special symbol [MASK] and aim at recovering the original image patches [3, 45]. However, the use of [MASK] symbol leads to two problems. On the one hand, the [MASK] symbol used in pretraining never appears in the finetuning stage, resulting in pretraining-finetuning inconsistency. On the other hand, the pretrained networks waste much computation on processing the uninformative [MASK] symbols, making the pretraining inefficient. Those problems become severer when a large masking ratio is used [19]. For example, in BEiT [3], a mask ratio of 40% is used in pretraining, i.e., 40% of the input tokens are replaced by the [MASK] symbols. As a result, BEiT needs relatively more epochs (i.e., 800) for pretraining. Besides, as the high mask ratio causes much pretraining-finetuning inconsistency, the performances of BEiT on downstream tasks are limited.

MAE [19] does not suffer from the above problems by discarding the masked tokens and uses the [MASK] symbols only in the lightweight decoder. However, MAE also breaks the 2D structure of the

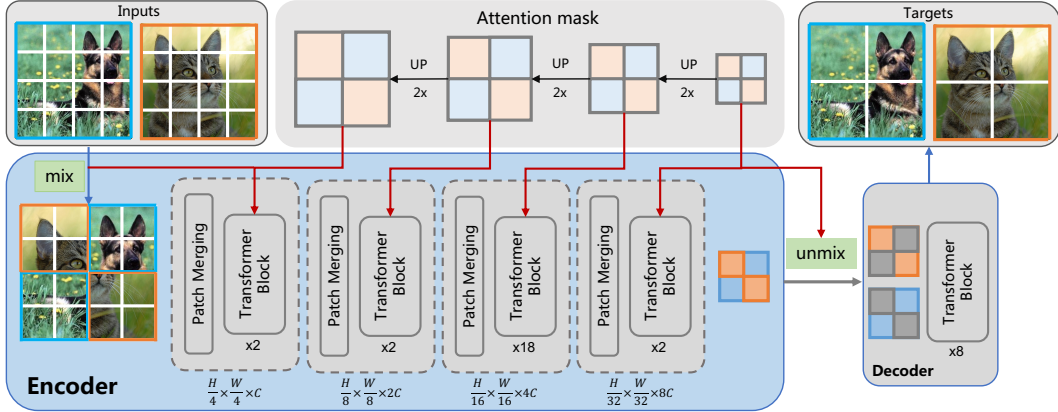


Figure 1: Overview of MixMIM. For pretraining, two images are mixed with a random mixing mask to create a mixed image. MixMIM takes the mixed image as input and reconstructs the two original images. The mixing mask is randomly sampled at the last stage of the encoder and upsampled to match the resolutions of previous stages. Right before decoding, the token embeddings are unmixed and filled with mask tokens for dual reconstruction of the two original images.

Table 1: Key differences between MixMIM and related works.

| Approach | Pretraining efficient | Pretraining-finetuning consistent | Applicable to hierarchical ViT |
|-------------|-----------------------|-----------------------------------|--------------------------------|
| BEiT [3] | ✗ | ✗ | ✓ |
| SimMIM [45] | ✗ | ✗ | ✓ |
| MAE [19] | ✓ | ✓ | ✗ |
| MixMIM | ✓ | ✓ | ✓ |

input image and is therefore not applicable to high-performing visual backbones, such as ConvNets [38, 30] and hierarchical ViT architectures [29, 41]. How to efficiently pretrain hierarchical ViT architectures, e.g., Swin Transformer [29] and Pyramid Vision Transformer [41], with MIM is still an open question.

In this work, we propose MixMIM, a generalized MIM method that takes advantage of both BEiT and MAE while avoiding their limitations. Given two random images from the training set, MixMIM creates a mixed image with random mixing masks as input and trains a hierarchical ViT to reconstruct the two original images to learn visual representations. From one image’s perspective, instead of replacing the masked tokens of the image with the special [MASK] symbols, the masked tokens are replaced by visible tokens of the other image. MixMIM adopts an encoder-decoder design. The encoder processes the mixed image to obtain hidden representations of the two partially masked images, while the decoder reconstructs the two original images.

The self-attention operation has a global receptive field and each token can easily interact with others. Fully fusing the two partial images’ tokens would also cause pretraining-finetuning discrepancy, as the two groups of tokens might be from images of significantly different appearances at pretraining. To avoid introducing the new discrepancy, MixMIM utilizes a masked attention mechanism to explicitly prevent the interactions of the two groups of tokens. Note that we upsample the mixing mask by nearest interpolation at different stages of the hierarchical encoder to match the resolution of the attention map.

MixMIM can be widely applied to pretrain different hierarchical ViTs, such as Swin Transformer, PVT, etc. Our MixMIM also explores a lightweight architecture by modifying the Swin Transformer as the encoder for pretraining and knowledge transfer. Thanks to the hierarchical architecture, MixMIM can naturally be applicable to object detection and semantic segmentation. Empirically, with similar model sizes and FLOPs, MixMIM consistently outperforms BEiT [3] and MAE [19] on a wide spectrum of downstream tasks, including image classification on ImageNet [11], iNaturalist [21] and Places [49], object detection and instance segmentation on COCO [27], and semantic segmentation on ADE20K [50].

2 MixMIM for Masked Image Modeling

In this section, we introduce the proposed MixMIM for learning visual representations via Masked Image Modeling. We start by briefly revisiting MIM, and then introduce how MixMIM creates training inputs and performs image reconstruction, as well as our proposed architecture. Finally, we present how to reduce the difficulty of the pretext task to improve the pretraining efficiency.

2.1 A Revisit of Masked Image Modeling

Following BERT [12], recent works [3, 19, 45] proposed MIM for learning visual representations. Given an input image x , MIM firstly divides the image into non-overlapping image patches x^p , following ViT [14]. It then samples a random mask M to mask a portion of the image patches, and fills the masked place with a special symbol [MASK], $\hat{x}^p = x^p \odot M + [\text{MASK}] \odot (1 - M)$, where \odot denotes element-wise multiplication. The masked image \hat{x}^p is processed by an image encoder to produce the latent representations, and a lightweight decoder (head) is utilized to reconstruct the original image based on the latent representations. The reconstruction target can be chosen as the normalized raw pixel [19] or visual tokens [3]. MIM computes the mean squared error (MSE) between the reconstructed image patches y^p and the original image patches x^p as the reconstruction loss, $\mathcal{L}_{rec} = \|(y^p - x^p) \odot (1 - M)\|_2^2$, which is only calculated on masked patches [19]. After pretraining, the decoder is discarded and the encoder is used for further finetuning on downstream visual tasks.

2.2 Mixed and Masked Image Modeling (MixMIM)

While previous MIM works achieved great progress in self-supervised visual representation pretraining, they usually require a large number of epochs for pretraining. One reason is that they waste much computation on processing the uninformative [MASK] symbols. Besides, using the [MASK] symbol also causes pretraining-finetuning inconsistency as those symbols never appear during finetuning. To tackle the issues, we create mixed images as training inputs from pairs of unlabelled training images, which are generated by mixing two groups of visible tokens from two images, for pretraining. The mixed input is processed by MixMIM to reconstruct original images simultaneously. For better transferring the learned multi-scale representations to downstream tasks, we introduce a simple hierarchical vision Transformer as the encoder of the proposed MixMIM. Figure 1 illustrates the proposed framework.

Mixed Training Inputs. Given two sets of image patches $\{x_1^p, x_2^p\}$ of two random training images, we create a mixed image by filling each spatial location with the corresponding visual token from either x_1^p or x_2^p . The mask notation M is slightly abused and we denote $M = 1$ as choosing a token from x_1^p and vice versa. The mixed training image \hat{x}_m^p is therefore formulated as:

$$\hat{x}_m^p = x_1^p \odot M + x_2^p \odot (1 - M). \quad (1)$$

MixMIM then takes the mixed image as input for reconstruction during pretraining. The mixed image no longer consists of the extra [MASK] symbol and only actual visual tokens, leading to better performances on downstream tasks. The design shares the same principle of MAE [19], but our approach does not disassemble the structure of the 2D image, making it more flexible for adapting to various visual backbones, such as PVT [41] and Swin Transformer [29]. We can conduct better pretraining based on various hierarchical vision architectures. We follow common practices to use random masking [19, 45], and use masking ratio of 0.5 and masking patch size of 32×32 .

Hierarchical Vision Transformer. For better encoding multi-scale representations, we build the encoder of MixMIM based on Swin Transformer and introduce minor modifications to make the MixMIM encoder simpler but stronger.

Similar to a regular Swin Transformer, the input is split into non-overlapping image patches and processed by a linear projection layer. Then the image patches added with positional embeddings are processed by 4 stages of Transformer blocks to produce hierarchical representations, with a downsampling layer between every two successive stages. However, we do not use the complicated shifted window for information propagation across non-overlapping windows. Instead, we use a relatively large window size (i.e., 14×14), and only conducts global self-attention in stage-3 and

-4¹. The larger window size brings negligible computation overhead, but can better integrate the global context. As we usually use a large masking ratio in MIM, the global context is important for better reconstruction. We find our simpler architecture has better performance on downstream tasks compared to Swin Transformer.

We scale the encoder of MixMIM with configuration parameters listed below:

- MixMIM-B: $C = (128, 256, 512, 1024)$, $H = (4, 8, 16, 32)$, $B = (2, 2, 18, 2)$,
- MixMIM-L: $C = (192, 384, 768, 1536)$, $H = (6, 12, 24, 48)$, $B = (2, 2, 18, 2)$,
- MixMIM-H: $C = (352, 704, 1408, 2816)$, $H = (11, 22, 44, 88)$, $B = (2, 2, 18, 2)$,

where C , H , and B denote the channel numbers, numbers of the attention heads, and the numbers of blocks for each stage. The window size is set to $14 \times 14 / 7 \times 7$ for stage-1, -2, and -3 / -4 during pretraining. A linear layer is added between the encoder and the decoder to convert the embedding dimension of the encoder’s output to 512.

Dual Reconstruction. After encoding the mixed input, we *unmix* the token embeddings into two groups according to the binary mask M . We then reconstruct the original two images from the two groups with the decoder, which has 8 Transformer blocks with an embedding dimension of 512. The loss is therefore set as

$$\mathcal{L}_{rec} = \|(y_1^p - x_1^p) \odot (1 - M)\|_2^2 + \|(y_2^p - x_2^p) \odot M\|_2^2, \quad (2)$$

where y_1^p and y_2^p are the reconstructed images corresponding to x_1^p and x_2^p , respectively. The intuition behind is that as the mixed input contains tokens from two images, we can fully utilize them by reconstructing both images to pretrain the neural network. The computation overhead of reconstructing both images is negligible as the decoder is lightweight. Our approach demonstrates much higher efficiency than previous works, as to be introduced in section 4.

2.3 Reducing the Difficulty of the Pretext Task

Although the dual reconstruction (Eq. (2)) enjoys several benefits, it is a much more challenging optimization problem due to the mixing of image tokens, which causes slow convergence in our preliminary experiments. To reduce the optimization difficulty, we facilitate the dual reconstruction by exploring the following approaches.

- **Mix embedding:** Besides the positional embeddings, we add two mix embeddings to the visual tokens to implicitly differentiate the two mixing groups. Each mix embedding is a vector and is shared for tokens from the same image. In practice, we use different mix embeddings for the 4 stages of the encoder and add the embedding at the beginning of each stage.
- **Masked self-attention:** Thanks to the flexibility of the self-attention mechanism, we can also differentiate two mixing images explicitly by masking the self-attention fields. Specifically, for each token, it is only allowed to aggregate information from the tokens belonging to the same image (group). We implement the masked self-attention by reusing the mixing mask M described in section 2.2. Note that we upsample the mask M by nearest interpolation at different stages to match the resolution of the feature map.

Both approaches do not introduce much computation overhead or extra parameters. The empirical results show that both approaches can help obtain better results. However, the second approach also leads to a faster convergence speed, which is crucial for large-scale pretraining. We use the second approach by default and ablate the design in section 5.

3 Experimental Setup

We validate our proposed MixMIM by conducting experiments with pretraining-then-finetuning strategy, following previous practices [19, 3]. In particular, we use ImageNet-1K [11] as the training set for self-supervised pretraining. We then finetune the encoder of MixMIM to downstream tasks,

¹The feature map resolution is $14 \times 14 / 7 \times 7$ for stage-3 / -4. A $14 \times 14 / 7 \times 7$ window attention is equivalent to global self-attention.

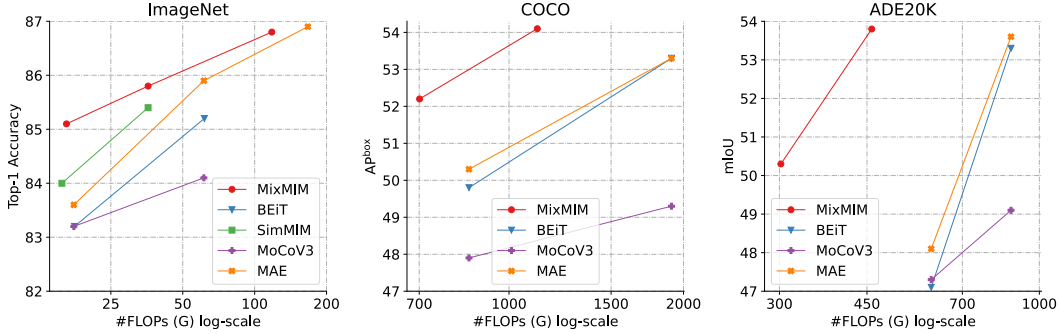


Figure 2: Tradeoffs of FLOPs vs. (Left) top-1 accuracy on ImageNet-1K, (Middle) AP^{box} on COCO, (Right) and mIoU on ADE20K. All results are from various self-supervised pretraining methods followed by supervised finetuning. All entries on COCO [27] use Mask RCNN [20] framework. All entries on ADE20K [50] use UperNet [43] framework.

including image classification on ImageNet-1K [11], iNaturalist [21], and Places [49], object detection and instance segmentation on COCO [27], and semantic segmentation on ADE20K [50].

Pretraining on ImageNet-1K. We conduct self-supervised pretraining on ImageNet-1K [11]. By default, we pretrain for 600 epochs with the input size of 224×224 . The window size is set as 14×14 for the first 3 stages and 7×7 for stage-4. Note that when using Swin Transformer [29] as the encoder, we set the window size following its original design. The patch size of the mask is set to 32×32 as our hierarchical encoder eventually downsamples the input to $\frac{1}{32}$ of the input resolution. We follow all other pretraining hyperparameters of those in MAE [19] for a fair comparison.

Finetuning for image classification. We conduct supervised finetuning with the pretrained encoder of our MixMIM on image classification tasks, including ImageNet-1K [11], Places [49], and iNaturalist [21]. We follow previous practices [3, 19] and use a layer-wise learning-rate decay strategy [8] for finetuning. We sweep the decay rate in $\{0.7, 0.75, 0.8\}$, and report the best performing results. We use drop path regularization [22], and set the drop rate to 0.1/0.2/0.3 for MixMIM-B/L/H, respectively. We finetune MixMIM-B/L/H for 100/50/50 epochs following MAE [19].

Finetuning on COCO. We perform supervised finetuning on COCO [27] for object detection and instance segmentation using the Mask RCNN framework [20] with our pretrained encoder as the backbone. We reuse the training setup in MAE [19] for a fair comparison. We change the window size to 16×16 for being divisible by the input 1024×1024 resolution. Besides, we change the window sizes of the 6th-, 12th-, and 18th-block in stage-3 to 32×32 for cross-window interactions following the previous practice [25].

Finetuning on ADE20K. We perform supervised finetuning on ADE20K [50] for semantic segmentation. We use the UperNet [43] framework with our pretrained encoder as its backbone. We also change the window size as mentioned above. We reuse the training setup in BEiT [3] for a fair comparison.

We include more details about pretraining and finetuning in the Appendix.

4 Main Results

In this section, we compare our MixMIM to prior arts on various visual benchmarks. We present the results on ImageNet-1K in section 4.1, and then show the results on the other 6 benchmarks in section 4.2. Note that all the results of MixMIM are obtained by conducting supervised finetuning of the encoder with self-supervised pretraining, without extra intermediate finetuning [3].

4.1 Results on ImageNet-1K

Comparisons with other MIM approaches. Table 2 presents the comparison between MixMIM and state-of-the-art Masked Image Modeling (MIM) works. Our MixMIM can obtain higher accuracy while requiring fewer epochs for pretraining. In particular, our MixMIM-B achieves 84.6% top-1 accuracy with 300 epochs of pretraining, 1.4% better than BEiT [3] with 62.5% fewer epochs

Table 2: Comparison with state-of-the-art MIM methods. All entries are results of base-level models and have comparable model sizes. We report the finetuning accuracy on ImageNet-1K. The FLOPs and Params. are calculated for the encoders. † denotes the number of epochs is based on JFT [36].

| Method | Backbone | FLOPs (G) | Param. (M) | Supervision | Pretrain Epochs | Top-1 Acc. |
|---------------|----------|-----------|------------|-------------|-----------------|-------------|
| ViT [14] | ViT-B | 17.5 | 86 | RGB | 14 † | 79.9 |
| BEiT [3] | ViT-B | 17.6 | 87 | DALL-E | 800 | 83.2 |
| CAE [6] | ViT-B | 17.5 | 86 | DALL-E | 800 | 83.6 |
| MAE [19] | ViT-B | 17.5 | 86 | RGB | 1600 | 83.6 |
| MaskFeat [42] | ViT-B | 17.5 | 86 | HOG | 300 | 83.6 |
| data2vec [2] | ViT-B | 17.5 | 86 | Feature | 800 | 84.2 |
| PeCo [13] | ViT-B | 17.5 | 86 | MoCo v3 | 800 | 84.5 |
| SimMIM [45] | Swin-B | 15.6 | 88 | RGB | 800 | 84.0 |
| MixMIM | MixMIM-B | 16.3 | 88 | RGB | 300 | 84.6 |
| MixMIM | MixMIM-B | 16.3 | 88 | RGB | 600 | 85.1 |

Table 3: Comparison with state-of-the-art MIM works using the same encoder. We report the finetuning accuracy on ImageNet-1K.

| Method | Backbone | Pretrain Epochs | Finetune Epochs | Top-1 Acc. |
|-----------------|----------|-----------------|-----------------|-------------|
| Supervised [40] | ViT-B | - | 300 | 81.8 |
| MAE [19] | ViT-B | 300 | 100 | 82.8 |
| BEiT [3] | ViT-B | 300 | 100 | 82.8 |
| MixMIM | ViT-B | 300 | 100 | 83.2 |
| Supervised [19] | ViT-L | - | 200 | 82.5 |
| MAE [19] | ViT-L | 300 | 50 | 84.2 |
| MixMIM | ViT-L | 300 | 50 | 85.0 |
| Supervised [29] | Swin-B | - | 300 | 83.5 |
| SimMIM [45] | Swin-B | 800 | 100 | 84.0 |
| MixMIM | Swin-B | 600 | 100 | 84.4 |
| Supervised [45] | Swin-L | - | 300 | 83.5 |
| SimMIM [45] | Swin-L | 800 | 100 | 85.4 |
| MixMIM | Swin-L | 600 | 50 | 85.7 |
| Supervised [41] | PVT-L | - | 300 | 81.7 |
| MixMIM | PVT-L | 300 | 50 | 83.2 |

for pretraining. Besides, our MixMIM also enjoys longer pretraining as previous methods [19]. Specifically, we obtain strong 85.1% top-1 accuracy with only 600 epochs of pretraining, setting a new record for models that has a similar model size to ViT-B [14] among MIM methods.

While previous works design various reconstruction targets to speed up the pretraining process [3, 42], our MixMIM reconstructs simply normalized pixels [19] and demonstrates strong pretraining efficiency. Compared to MaskFeat [42], our MixMIM obtains +1% better accuracy with the same pretraining epochs. PeCo [13] proposed to reconstruct the perceptual codebook from a pretrained MoCo v3 network [7] and can achieve better performance to some extent. In comparison, our MixMIM obtains even better performance (+0.6%) than PeCo with less pretraining epochs (-200). The superior performance of MixMIM comes from our mixed pretraining as well as the hierarchical vision transformer. However, SimMIM [45] also utilizes a hierarchical Swin Transformer [29], but its performance is worse (-1.1%) than MixMIM with more pretraining epochs (+200).

We test with scaling MixMIM up to 600M parameters, as shown in Figure 2 (Left). MixMIM has better FLOPs vs. accuracy tradeoff than other approaches. In particular, MixMIM-L and -H achieve 85.8% and 86.8% top-1 accuracy, respectively, being comparable with MAE-L (85.9%) and -H (86.9%) but requiring fewer FLOPs for inference (-40% for -L and -30% for -H).

Integrating MixMIM to other backbones. While previous works [19, 42] may be restricted to a specific architecture, our proposed MixMIM can generalize to various visual backbones, including plain ViT [14], Swin Transformer [29], and PVT [41]. We conduct a thorough comparison with other MIM approaches with fixed encoders. As shown in Table 3, MixMIM consumes the same or fewer epochs for pretraining but obtains consistently better performance. In particular, our MixMIM achieves 84.4% top-1 accuracy with Swin-B, +0.4% better than SimMIM [45] while requiring 200 fewer epochs for pretraining. With Swin-L, our MixMIM obtains 85.7% top-1 accuracy with 600

Table 4: Comparison with other self-supervised approaches on COCO and ADK20K. We report AP^{box} and AP^{mask} on COCO, and mIoU on ADE20K. The results of BEiT and MoCo v3 are from MAE [19].

| Method | Backbone | Pretrain Epochs | FLOPs (G) | Params. (M) | COCO | | FLOPs (G) | Params. (M) | ADE20K mIoU |
|-------------|----------|-----------------|-----------|-------------|-------------------|--------------------|-----------|-------------|-------------|
| | | | | | AP^{box} | AP^{mask} | | | |
| MoCo v3 [7] | ViT-B | 300 | 853 | 116 | 47.9 | 42.9 | 606 | 164 | 47.3 |
| BEiT [3] | ViT-B | 800 | 853 | 116 | 49.8 | 44.4 | 606 | 164 | 47.1 |
| MAE [19] | ViT-B | 1600 | 853 | 116 | 50.3 | 44.9 | 606 | 164 | 48.1 |
| MixMIM | MixMIM-B | 600 | 701 | 110 | 52.2 | 46.5 | 302 | 122 | 50.3 |
| MoCo v3 [7] | ViT-B | 300 | 1907 | 339 | 49.3 | 43.9 | 877 | 392 | 49.1 |
| BEiT [3] | ViT-B | 800 | 1907 | 339 | 53.3 | 47.1 | 877 | 392 | 53.3 |
| MAE [19] | ViT-L | 1600 | 1907 | 339 | 53.3 | 47.2 | 877 | 392 | 53.6 |
| MixMIM | MixMIM-L | 600 | 1119 | 319 | 54.1 | 48.1 | 460 | 236 | 53.8 |

Table 5: Comparison with other self-supervised approaches on classification tasks. We report the top-1 accuracy and average accuracy of all datasets.

| Method | Backbone | FLOPs (G) | Params. (M) | INat2018 | INat2019 | Places205 | Places365 | Average |
|----------|----------|-----------|-------------|-------------|-------------|-------------|-------------|-------------|
| DINO [4] | ViT-B | 17.5 | 86 | 72.6 | 78.2 | - | - | - |
| MAE [19] | ViT-B | 17.5 | 86 | 75.4 | 80.5 | 63.9 | 57.9 | 69.4 |
| MixMIM | MixMIM-B | 16.3 | 88 | 77.5 | 82.6 | 68.3 | 58.9 | 71.8 |
| MAE [19] | ViT-L | 61.3 | 304 | 80.1 | 83.4 | 65.8 | 59.4 | 72.1 |
| MixMIM | MixMIM-L | 35.8 | 235 | 80.3 | 83.9 | 69.3 | 60.3 | 73.4 |

epochs of pretraining and 50 epochs of finetuning, showing higher efficiency than SimMIM. Besides, our MixMIM achieves 83.2% top-1 accuracy with PVT-L [41], improving the supervised baseline by a non-trivial margin.

4.2 Results of Transferring to Downstream Tasks

To further demonstrate the effectiveness of the visual representations learned by MixMIM, we transfer MixMIM to various visual benchmarks with settings described in section 3.

Object detection and instance segmentation. We show the results on COCO [27] in Table 4. By pretraining for 600 epochs on ImageNet-1K, our MixMIM-B achieves 52.2 AP^{box} and 46.5 AP^{mask} , surpassing previous self-supervised approaches with fewer FLOPs and parameters. Compared to BEiT [3], our MixMIM obtains higher AP^{box} (+2.4) and AP^{mask} (+2.1) with less pretraining epochs (-200). Note that our hierarchical backbone can naturally be transferred to object detection without re-designing [25] network architectures such as FPN [26].

Our MixMIM can also scale up to larger models in object detection task and obtains better performance. As shown in Table 4, our MixMIM-L achieves 54.1 AP^{box} (48.1 AP^{mask}), +0.8 (+1.0) better than BEiT while requiring 200 less epochs for pretraining and 41% less FLOPs for inference. We further evaluate the tradeoff of FLOPs vs. AP^{box} in Figure 2 (Middle). We also found that MixMIM outperforms other approaches by large margins.

Semantic segmentation. Table 4 also presents the results of MixMIM on ADE20K [50]. We compare its Mean Intersection over Union (mIoU) on ADE20K with other self-supervised approaches. Our MixMIM-B achieves 50.3 mIoU, +3.2 better than BEiT while requiring only half of FLOPs for inference. We note that the performance is not saturated and can be improved for +0.7 mIoU with 900 epochs of pretraining, as shown in Table 9. Besides, we obtain 53.8 mIoU by scaling up the model to MixMIM-L. Thanks to the hierarchical design, our MixMIM consumes much fewer FLOPs for inference compared to other approaches with plain ViT. In Figure 2 (Right), our MixMIM outperforms other approaches by large margins.

Image classification. We further transfer MixMIM to other 4 classification datasets and show the results in Table 5. These datasets are challenging as the accuracies are relatively low, e.g., 57.9% top-1 accuracy on Places365 [49] for MAE-B [19]. However, our MixMIM can still outperform previous self-supervised approaches. In particular, our MixMIM-B has an average +2.4% performance gain compared to MAE-B. Besides, our MixMIM-L has an average +1.3% performance gain over MAE-L while requiring only 58% FLOPs for inference.

Figure 3: Examples images for different filling contents.




Table 6: Filling content.

| Type | Top-1 Acc. | mIoU |
|-----------|-------------|-------------|
| Mix | 84.6 | 49.9 |
| Zero | 84.1 | 48.0 |
| Learnable | 84.1 | 48.9 |
| Shuffle | 82.6 | 43.0 |
| Zoomin | 83.5 | 44.9 |

Table 8: Masking strategy.

| Type (ratio) | Top-1 Acc. | mIoU |
|------------------|-------------|-------------|
| Random (0.5) | 84.6 | 49.9 |
| Block (0.5) | 83.5 | 47.1 |
| Random (0.4-0.6) | 84.5 | 49.0 |
| Random (0.3-0.7) | 84.5 | 48.8 |
| Random (0.2-0.8) | 84.4 | 48.6 |

Table 7: Dual reconstruction.

| Dual | Top-1 Acc. | mIoU |
|------|-------------|-------------|
| ✓ | 84.6 | 49.9 |
| ✗ | 84.0 | 47.3 |

Table 9: Pretraining epochs.

| # Epochs | Top-1 Acc. | mIoU |
|----------|-------------|------|
| 300 | 84.6 | 49.9 |
| 600 | 85.1 | 50.3 |
| 900 | 85.1 | 51.0 |

Table 10: Ablation on reducing the difficulty of the pretext task. We report the top-1 accuracy on ImageNet-1K for each approach with different pretraining epochs. Ours w/o unmixing denotes that we do not reduce the difficulty of the pretext task. Details of the other two approaches are described in section 2.3.

| Approach | FLOPs (G) | Params. (M) | 300 | 600 | 900 |
|-------------------------------|-----------|-------------|------|-------------|-------------|
| Ours w/o unmixing | 115 | 19.0 | 84.4 | 84.4 | 84.4 |
| Ours w/ mix embedding | 115 | 19.1 | 84.4 | 84.6 | 84.8 |
| Ours w/ masked self-attention | 115 | 19.0 | 84.6 | 85.1 | 85.1 |

5 Ablation Studies

In this section, we ablate the key designs of MixMIM and report the transferring results of each ablation. By default, we report the top-1 accuracy on ImageNet-1K [11] and mIoU on ADE20K [50]. Unless otherwise specified, we pretrain MixMIM-B for 300 epochs by default.

Content to filling. While MixMIM default fills the masked tokens of one image with visible tokens from another image, we also explore more design choices. Specifically, we try to fill the masked tokens with the following contents.

- **Zero:** Filling the masked tokens with zeros. This approach causes serious mismatches between the masked tokens and the visible tokens.
- **Learnable:** Following previous works [3, 45], we fill the masked tokens with a shared learnable token. The difference between the zero approach is that learnable tokens can be adapted to visible tokens to match the distribution of the training set.
- **Shuffle:** We randomly shuffle the masked tokens, and then fill the masked locations with the shuffled tokens. We note that this approach is similar to solving jigsaw puzzles [33] with the difference that we need to fully regress the pixels.
- **Zoomin:** We zoom in the original image and randomly crop an image patch with the size of the original image. We then fill the masked tokens with tokens from the cropped image. This approach also provides masking tokens that are similar to visible ones but is harder than the shuffle approach.

We visualize the four approaches in Figure 3. We compare the performances of the four approaches in Table 6. Our default choice Mix performs best in terms of accuracy on ImageNet-1K and mIoU on ADE20K. We find the learnable approach has a similar performance on ImageNet-1K but better performance on ADE20K compared to Zero. We hypothesize that the training-finetuning inconsistency has a larger impact on tasks without a lot of labeled images. The shuffle and zoomin approaches perform much worth than other approaches. Those two strategies cause easier pretext task and have lower pretraining loss. However, the learned representation quality is lower.

Dual reconstruction. We ablate the proposed dual reconstruction in Table 7. We find that dual reconstruction greatly boosts the performance on downstream tasks. The performance gap is larger on ADE20K, where we observe +2.6 mIoU with the dual reconstruction. Note that the computation overhead of dual reconstruction is negligible as the decoder is lightweight.

Masking ratio and masking type. While previous mixing-based works, such as CutMix [46], prefer to mask a block of the input image, we follow common practices in Masked Image Modeling

(MIM) [19, 45], and perform random masking. While our default masking ratio is 0.5, we also explore different masking ratios. We implement by adding a uniformly random coefficient to the default ratio 0.5. We ablate the masking strategy in Table 8. Compared to block masking, using random masking obtains better performance on downstream tasks (+1.1% accuracy on ImageNet-1K and +2.8 mIoU on ADE20K). We find using block masking tends to produce much larger pretraining loss, indicating the pretext task is harder to learn. Besides, we find using a masking ratio of 0.5 performs best.

Pretraining epochs. Thanks to the dual reconstruction, our MixMIM can achieve strong performance with few pretraining epochs. We ablate the pretraining epochs in Table 9. We find that the mIoU on ADE20K can be further improved with more pretraining epochs. We achieve 51.0 mIoU with 900 epochs of pretraining. In contrast, the accuracy on ImageNet-1K does not improve after 600 epochs. It might be because the finetuning on ImageNet-1K is more adequate.

Reducing the difficulty. As stated in section 2.3, directly performing reconstruction with the mixed input is a much more challenging optimization problem. Hence, we provide two practical approaches to reduce the difficulty. We ablation the design in Table 10. We note that all the approaches do not bring nonnegligible FLOPs or parameters. We find that the performance of the approach without unmixing is worst even when trained for more epochs. In contrast, using mix embedding alleviates the problem and improves its performance with longer pretraining. However, using masked self-attention in our final solution is much more efficient, and has better performance.

6 Related Works

Inspired by BERT [12] for Masked Language Modeling, Masked Image Modeling(MIM) becomes a popular pretext task for visual representation learning [3, 19, 1]. MIM aims to reconstruct the masked tokens from a corrupted input. Current MIM approaches can be divided into two categories by the reconstruction targets. SimMIM [45] points out that raw pixel values of the randomly masked patches are a good reconstruction target and a lightweight prediction head is sufficient for pretraining. Different from SimMIM, MAE [19] only takes the visible patches as the input of the encoder. Mask tokens are added in the middle of the encoder and the decoder. Such an asymmetric design greatly reduces the computation overhead of the encoder. To further enhance the feature extraction capability of the encoder, CAE [6] separates the encoder and decoder explicitly by adding a feature alignment module in the middle of them. In addition, MaskFeat [42] shows that regressing HOG [10] features of the masked patches also work well for MIM.

Instead of building the reconstruction target manually, using a network to generate the reconstruction target has also been widely applied. In such works, an image tokenizer is used to transform an image into visual tokens. BEiT [3] utilizes a pretrained discrete VAE (dVAE) [35, 34] as the tokenizer. However, the originally used MSE loss in dVAE is insufficient to force the tokenizer to capture high-level semantics. PeCo [13] finds that applying perceptual similarity loss on the training of dVAE can drive the tokenizer to generate better semantic visual tokens, which helps pretraining. Moreover, the tokenizer in BEiT [3] needs to be offline pretrained, which limits the model’s adaption. To address the problem, iBOT [51] proposed to use an online tokenizer to generate the visual tokens.

7 Discussion and Conclusion

This paper proposes Mixed and Masked Image Modeling (MixMIM) for efficient visual representation learning. Our MixMIM uses a mixed input created by mixing two images with random masks, and applies dual reconstruction to recover the original two images from the mixed input. We further explore a simpler but stronger hierarchical Transformer for efficient learning. Empirical results on 7 visual benchmarks demonstrate MixMIM can learn high-quality visual representations efficiently and has better FLOPs / performance tradeoff than previous MIM works. While this paper focuses on the vision field, we hope our work will inspire future works in other modalities, such as text and audio.

Limitation and Potential Negative Societal Impact. While our MixMIM enables efficient visual representation learning, it may be further improved by mixing with priors, such as only mixing the salient regions [23]. This work does not have a direct negative societal impact. However, we should be aware that our pretrained neural network can be further finetuned on applications that involving discrimination.

8 Hyperparameters of Pretraining and Finetuning

We include details about the hyperparameters for reimplementaion.

Pretraining. The default setting is in Table 11. We use xavier_uniform [16] to initialize all Transformer blocks following original ViT [14]. We by default use batch size of 1024 and scale the learning rate with linear rule [17]: $lr = \text{base_lr} \times \text{batch_size} / 256$.

Table 11: Pretraining on ImageNet-1K.

| config | value |
|------------------------|------------------------------------|
| optimizer | AdamW [32] |
| base learning rate | 1.5×10^{-4} |
| weight decay | 0.05 |
| optimizer momentum | $\beta_1, \beta_2 = 0.9, 0.95$ [5] |
| learning rate schedule | cosine decay [31] |
| warmup epochs | 40 |
| augmentation | RandomResizedCrop |

Finetuning on ImageNet-1K. The default setting is in Table 12. We use layer-wise learning rate decay following [3, 8]. The decay ratio is swept in $\{0.7, 0.75, 0.8\}$, and we find 0.7 performs best.

Table 12: Finetuning on ImageNet-1K.

| config | value |
|----------------------------|---------------------------------|
| optimizer | AdamW |
| base learning rate | 5×10^{-4} |
| layer-wise lr decay [3, 8] | 0.7 |
| batch size | 1024 |
| weight decay | 0.05 |
| optimizer momentum | $\beta_1, \beta_2 = 0.9, 0.999$ |
| learning rate schedule | cosine decay |
| warmup epochs | 5 |
| training epochs | 100 (B), 50 (L/H) |
| augmentation | RandAug(9, 0.5) [9] |
| LabelSmooth [37] | 0.1 |
| Mixup [48] | 0.8 |
| CutMix [47] | 1.0 |
| drop path [22] | 0.1 (B), 0.2 (L), 0.3 (H) |

Finetuning on other classification datasets. We reuse the setting in Table 12. We adjust the drop path rate for each dataset.

Finetuning on COCO. We use the Mask RCNN [20] framework with the encoder of MixMIM as its backbone. We follow the training setting in [25, 19]. In particular, we use large-scale jitter [15] augmentation with 1024×1024 resolution and $[0.1, 2.0]$ scale range. We use step learning rate schedule with 0.25 epochs of warmup. We finetune MixMIM-B/-L for 55/80 epochs. We use a layer-wise learning rate and set the decay ratio to 0.85/0.9 for MixMIM-B/-L.

Finetuning on ADE20K. We use the UperNet [43] framework with the encoder of MixMIM as its backbone. We finetune for 16K iterations with a batch size of 16. We use the layer-wise learning rate and set the decay ratio to 0.85/0.9 for MixMIM-B/-L. We adopt others settings from BEiT [3].

9 Extend to ConvNets

While our MixMIM uses a hierarchical Transformer as the encoder, we also explore popular ConvNets. In particular, we use ResNet50x3 and ResNet101x3 as the encoder and compare the finetuning results on ImageNet-1K with BiT [24]. To reduce the difficulty of the pretext task, we extend the idea of partial convolution [28] and propose a *mixed* version, as illustrated in Figure 4.

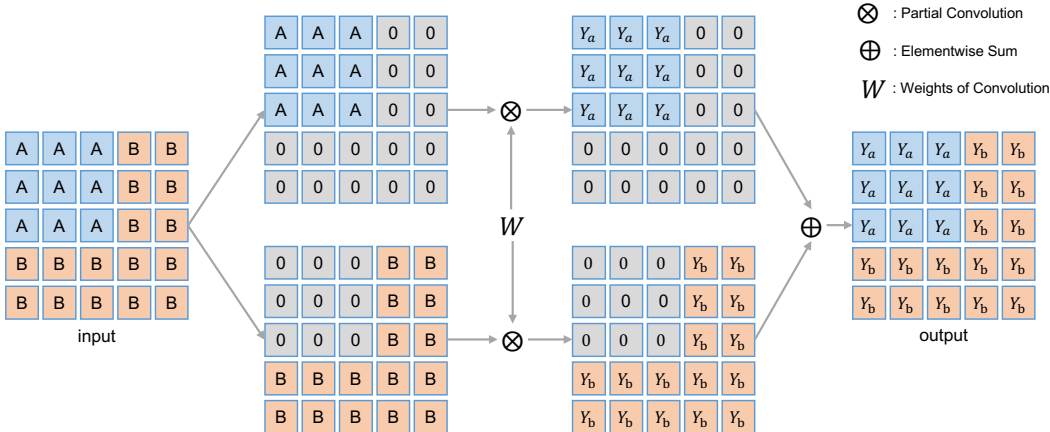


Figure 4: Mixed convolution.

Table 13: **Results on ConvNets.** All results of MixMIM are obtained by pretraining for 300 epochs and finetuning for 100 epochs on ImageNet-1K. We report the top-1 accuracy on ImageNet-1K.

| Method | Backbone | Input Size | Pretrain Data | Top-1 Acc. |
|------------|----------|------------|--------------------------|------------|
| BiT-S [24] | Res50x3 | 448 × 448 | ImageNet-1K | 80.0 |
| BiT-M [24] | Res50x3 | 448 × 448 | ImageNet-21K | 84.0 |
| MixMIM | Res50x3 | 224 × 224 | ImageNet-1K (w/o labels) | 81.8 |
| BiT-S [24] | Res101x3 | 448 × 448 | ImageNet-1K | 80.3 |
| BiT-M [24] | Res101x3 | 448 × 448 | ImageNet-21K | 84.3 |
| MixMIM | Res101x3 | 224 × 224 | ImageNet-1K (w/o labels) | 82.6 |

We compare the results in Table 13. In particular, our MixMIM outperforms BiT-S by a large margin with half the input size. We note that BiT-M achieves better results by pretraining with 10× larger dataset ImageNet-21K. We believe the results of MixMIM can be further improved by using much larger datasets as shown in [3], and we leave it as future work.

References

- [1] Sara Atito, Muhammad Awais, and Josef Kittler. Sit: Self-supervised vision transformer. *arXiv:2104.03602*, 2021.
- [2] Alexei Baevski, Wei-Ning Hsu, Qiantong Xu, Arun Babu, Jiatao Gu, and Michael Auli. Data2vec: A general framework for self-supervised learning in speech, vision and language. *arXiv:2202.03555*, 2022.
- [3] Hangbo Bao, Li Dong, and Furu Wei. Beit: Bert pre-training of image transformers. In *ICLR*, 2021.
- [4] Mathilde Caron, Hugo Touvron, Ishan Misra, Hervé Jégou, Julien Mairal, Piotr Bojanowski, and Armand Joulin. Emerging properties in self-supervised vision transformers. In *ICCV*, 2021.
- [5] Mark Chen, Alec Radford, Rewon Child, Jeffrey Wu, Heewoo Jun, David Luan, and Ilya Sutskever. Generative pretraining from pixels. In *ICML*, 2020.
- [6] Xiaokang Chen, Mingyu Ding, Xiaodi Wang, Ying Xin, Shentong Mo, Yunhao Wang, Shumin Han, Ping Luo, Gang Zeng, and Jingdong Wang. Context autoencoder for self-supervised representation learning. *arXiv:2202.03026*, 2022.
- [7] Xinlei Chen, Saining Xie, and Kaiming He. An empirical study of training self-supervised vision transformers. In *ICCV*, 2021.
- [8] Kevin Clark, Minh-Thang Luong, Quoc V Le, and Christopher D Manning. Electra: Pre-training text encoders as discriminators rather than generators. In *ICLR*, 2020.

- [9] Ekin D Cubuk, Barret Zoph, Jonathon Shlens, and Quoc V Le. Randaugment: Practical automated data augmentation with a reduced search space. In *CVPRW*, 2020.
- [10] Navneet Dalal and Bill Triggs. Histograms of oriented gradients for human detection. In *CVPR*, 2005.
- [11] Jia Deng, Wei Dong, Richard Socher, Li-Jia Li, K. Li, and Li Fei-Fei. Imagenet: A large-scale hierarchical image database. In *CVPR*, 2009.
- [12] Jacob Devlin, Ming-Wei Chang, Kenton Lee, and Kristina Toutanova. Bert: Pre-training of deep bidirectional transformers for language understanding. In *NAACL*, 2019.
- [13] Xiaoyi Dong, Jianmin Bao, Ting Zhang, Dongdong Chen, Weiming Zhang, Lu Yuan, Dong Chen, Fang Wen, and Nenghai Yu. Peco: Perceptual codebook for bert pre-training of vision transformers. *arXiv:2111.12710*, 2021.
- [14] Alexey Dosovitskiy, Lucas Beyer, Alexander Kolesnikov, Dirk Weissenborn, Xiaohua Zhai, Thomas Unterthiner, Mostafa Dehghani, Matthias Minderer, Georg Heigold, Sylvain Gelly, Jakob Uszkoreit, and Neil Houlsby. An image is worth 16x16 words: Transformers for image recognition at scale. In *ICLR*, 2021.
- [15] Golnaz Ghiasi, Yin Cui, Aravind Srinivas, Rui Qian, Tsung-Yi Lin, Ekin D Cubuk, Quoc V Le, and Barret Zoph. Simple copy-paste is a strong data augmentation method for instance segmentation. In *CVPR*, 2021.
- [16] Xavier Glorot and Yoshua Bengio. Understanding the difficulty of training deep feedforward neural networks. In *AISTATS*, 2010.
- [17] Priya Goyal, Piotr Dollár, Ross Girshick, Pieter Noordhuis, Lukasz Wesolowski, Aapo Kyrola, Andrew Tulloch, Yangqing Jia, and Kaiming He. Accurate, large minibatch sgd: Training imagenet in 1 hour. *arXiv:1706.02677*, 2017.
- [18] Raghav Goyal, Samira Ebrahimi Kahou, Vincent Michalski, Joanna Materzynska, Susanne Westphal, Heuna Kim, Valentin Haenel, Ingo Fründ, Peter N. Yianilos, Moritz Mueller-Freitag, Florian Hoppe, Christian Thureau, Ingo Bax, and Roland Memisevic. The “something something” video database for learning and evaluating visual common sense. In *ICCV*, 2017.
- [19] Kaiming He, Xinlei Chen, Saining Xie, Yanghao Li, Piotr Dollár, and Ross B. Girshick. Masked autoencoders are scalable vision learners. In *CVPR*, 2021.
- [20] Kaiming He, Georgia Gkioxari, Piotr Dollár, and Ross Girshick. Mask r-cnn. In *ICCV*, 2017.
- [21] Grant Van Horn, Oisín Mac Aodha, Yang Song, Yin Cui, Chen Sun, Alexander Shepard, Hartwig Adam, Pietro Perona, and Serge J. Belongie. The inaturalist species classification and detection dataset. In *CVPR*, 2018.
- [22] Gao Huang, Yu Sun, Zhuang Liu, Daniel Sedra, and Kilian Q Weinberger. Deep networks with stochastic depth. In *ECCV*, 2016.
- [23] Jang-Hyun Kim, Wonho Choo, and Hyun Oh Song. Puzzle mix: Exploiting saliency and local statistics for optimal mixup. In *ICML*, 2020.
- [24] Alexander Kolesnikov, Lucas Beyer, Xiaohua Zhai, Joan Puigcerver, Jessica Yung, Sylvain Gelly, and Neil Houlsby. Big transfer (bit): General visual representation learning. In *ECCV*, 2020.
- [25] Yanghao Li, Saining Xie, Xinlei Chen, Piotr Dollár, Kaiming He, and Ross Girshick. Benchmarking detection transfer learning with vision transformers. *arXiv:2111.11429*, 2021.
- [26] Tsung-Yi Lin, Piotr Dollár, Ross Girshick, Kaiming He, Bharath Hariharan, and Serge Belongie. Feature pyramid networks for object detection. In *CVPR*, 2017.
- [27] Tsung-Yi Lin, Michael Maire, Serge J. Belongie, James Hays, Pietro Perona, Deva Ramanan, Piotr Dollár, and C. Lawrence Zitnick. Microsoft coco: Common objects in context. In *ECCV*, 2014.
- [28] Guilin Liu, Kevin J Shih, Ting-Chun Wang, Fitsum A Reda, Karan Sapra, Zhiding Yu, Andrew Tao, and Bryan Catanzaro. Partial convolution based padding. *arXiv:1811.11718*, 2018.
- [29] Ze Liu, Yutong Lin, Yue Cao, Han Hu, Yixuan Wei, Zheng Zhang, Stephen Lin, and Baining Guo. Swin transformer: Hierarchical vision transformer using shifted windows. In *ICCV*, 2021.
- [30] Zhuang Liu, Hanzi Mao, Chaozheng Wu, Christoph Feichtenhofer, Trevor Darrell, and Saining Xie. A convnet for the 2020s. In *CVPR*, 2022.
- [31] Ilya Loshchilov and Frank Hutter. Sgdr: Stochastic gradient descent with warm restarts. In *ICLR*, 2016.
- [32] Ilya Loshchilov and Frank Hutter. Decoupled weight decay regularization. In *ICLR*, 2017.
- [33] Mehdi Noroozi and Paolo Favaro. Unsupervised learning of visual representations by solving jigsaw puzzles. In *ECCV*, 2016.
- [34] Aditya Ramesh, Mikhail Pavlov, Gabriel Goh, Scott Gray, Chelsea Voss, Alec Radford, Mark Chen, and Ilya Sutskever. Zero-shot text-to-image generation. In *ICML*, 2021.
- [35] Jason Tyler Rolfe. Discrete variational autoencoders. In *ICLR*, 2016.
- [36] Chen Sun, Abhinav Shrivastava, Saurabh Singh, and Abhinav Gupta. Revisiting unreasonable effectiveness of data in deep learning era. In *ICCV*, 2017.
- [37] Christian Szegedy, Vincent Vanhoucke, Sergey Ioffe, Jon Shlens, and Zbigniew Wojna. Rethinking the inception architecture for computer vision. In *CVPR*, 2016.
- [38] Mingxing Tan and Quoc Le. Efficientnet: Rethinking model scaling for convolutional neural networks. In *ICML*, 2019.
- [39] Zhan Tong, Yibing Song, Jue Wang, and Limin Wang. Videomae: Masked autoencoders are data-efficient learners for self-supervised video pre-training. *arXiv:2203.12602*, 2022.
- [40] Hugo Touvron, Matthieu Cord, Matthijs Douze, Francisco Massa, Alexandre Sablayrolles, and Herve Jegou. Training data-efficient image transformers & distillation through attention. In *ICLR*, 2021.
- [41] Wenhai Wang, Enze Xie, Xiang Li, Deng-Ping Fan, Kaitao Song, Ding Liang, Tong Lu, Ping Luo, and Ling Shao. Pyramid vision transformer: A versatile backbone for dense prediction without convolutions.

- In *ICCV*, 2021.
- [42] Chen Wei, Haoqi Fan, Saining Xie, Chao-Yuan Wu, Alan Yuille, and Christoph Feichtenhofer. Masked feature prediction for self-supervised visual pre-training. *arXiv:2112.09133*, 2021.
 - [43] Tete Xiao, Yingcheng Liu, Bolei Zhou, Yuning Jiang, and Jian Sun. Unified perceptual parsing for scene understanding. In *ECCV*, 2018.
 - [44] Tete Xiao, Ilija Radosavovic, Trevor Darrell, and Jitendra Malik. Masked visual pre-training for motor control. *arXiv:2111.11429*, 2022.
 - [45] Zhenda Xie, Zheng Zhang, Yue Cao, Yutong Lin, Jianmin Bao, Zhuliang Yao, Qi Dai, and Han Hu. Simmim: A simple framework for masked image modeling. In *CVPR*, 2021.
 - [46] Sangdoon Yun, Dongyoon Han, Seong Joon Oh, Sanghyuk Chun, Junsuk Choe, and Youngjoon Yoo. Cutmix: Regularization strategy to train strong classifiers with localizable features. In *ICCV*, 2019.
 - [47] Sangdoon Yun, Dongyoon Han, Seong Joon Oh, Sanghyuk Chun, Junsuk Choe, and Youngjoon Yoo. Cutmix: Regularization strategy to train strong classifiers with localizable features. In *ICCV*, 2019.
 - [48] Hongyi Zhang, Moustapha Cisse, Yann N Dauphin, and David Lopez-Paz. mixup: Beyond empirical risk minimization. In *ICLR*, 2017.
 - [49] Bolei Zhou, Ágata Lapedriza, Jianxiong Xiao, Antonio Torralba, and Aude Oliva. Learning deep features for scene recognition using places database. In *NeurIPS*, 2014.
 - [50] Bolei Zhou, Hang Zhao, Xavier Puig, Sanja Fidler, Adela Barriuso, and Antonio Torralba. Scene parsing through ade20k dataset. In *CVPR*, 2017.
 - [51] Jinghao Zhou, Chen Wei, Huiyu Wang, Wei Shen, Cihang Xie, Alan Yuille, and Tao Kong. ibot: Image bert pre-training with online tokenizer. In *ICLR*, 2021.

MixMIM Supplementary

Anonymous Author(s)

Affiliation

Address

email

1 Hyperparameters of Pretraining and Finetuning

We include details about the hyperparameters for reimplementation.

Pretraining. The default setting is in Table 1. We use xavier_uniform [?] to initialize all Transformer blocks following original ViT [?]. We by default use batch size of 1024 and scale the learning rate with linear rule [?]: $\text{lr} = \text{base_lr} \times \text{batch_size} / 256$.

Table 1: Pretraining on ImageNet-1K.

| config | value |
|------------------------|------------------------------------|
| optimizer | AdamW [?] |
| base learning rate | $1.5e-4$ |
| weight decay | 0.05 |
| optimizer momentum | $\beta_1, \beta_2 = 0.9, 0.95$ [?] |
| learning rate schedule | cosine decay [?] |
| warmup epochs | 40 |
| augmentation | RandomResizedCrop |

Finetuning on ImageNet-1K. The default setting is in Table 2. We use layer-wise learning rate decay following [?]. The decay ratio is swept in $\{0.7, 0.75, 0.8\}$, and we find 0.7 performs best.

Table 2: Finetuning on ImageNet-1K.

| config | value |
|---------------------------|---------------------------------|
| optimizer | AdamW |
| base learning rate | $5e-4$ |
| layer-wise lr decay [? ?] | 0.7 |
| batch size | 1024 |
| weight decay | 0.05 |
| optimizer momentum | $\beta_1, \beta_2 = 0.9, 0.999$ |
| learning rate schedule | cosine decay |
| warmup epochs | 5 |
| training epochs | 100 (B), 50 (L/H) |
| augmentation | RandAug(9, 0.5) [?] |
| LabelSmooth [?] | 0.1 |
| Mixup [?] | 0.8 |
| CutMix [?] | 1.0 |
| drop path [?] | 0.1 (B), 0.2 (L), 0.3 (H) |

8 **Finetuning on other classification datasets.** We reuse the setting in Table 2. We adjust the drop
 9 path rate for each dataset.

10 **Finetuning on COCO.** We use the Mask RCNN [?] framework with the encoder of MixMIM
 11 as its backbone. We follow the training setting in [? ?]. In particular, we use large-scale jitter [?
 12] augmentation with 1024×1024 resolution and [0.1, 2.0] scale range. We use step learning rate
 13 schedule with 0.25 epochs of warmup. We finetune MixMIM-B/-L for 55/80 epochs. We use a
 14 layer-wise learning rate and set the decay ratio to 0.85/0.9 for MixMIM-B/-L.

15 **Finetuning on ADE20K.** We use the UperNet [?] framework with the encoder of MixMIM as its
 16 backbone. We finetune for 16K iterations with a batch size of 16. We use the layer-wise learning rate
 17 and set the decay ratio to 0.85/0.9 for MixMIM-B/-L. We adopt others settings from BEiT [?].

18 2 Extend to ConvNets

19 While our MixMIM uses a hierarchical Transformer as the encoder, we also explore popular ConvNets.
 20 In particular, we use ResNet50x3 and ResNet101x3 as the encoder and compare the finetuning results
 21 on ImageNet-1K with BiT [?]. To reduce the difficulty of the pretext task, we extend the idea of
 22 partial convolution [?] and propose a *mixed* version, as illustrated in Figure 1.

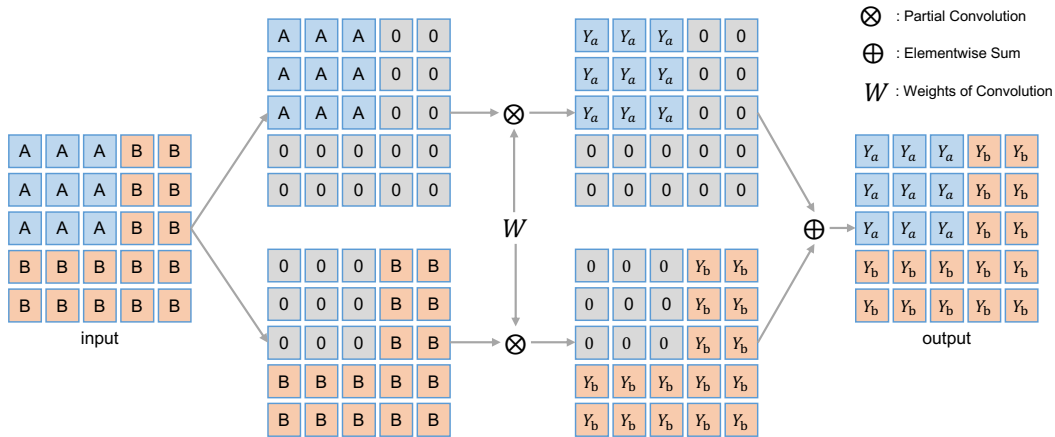


Figure 1: Mixed convolution.

Table 3: **Results on ConvNets.** All results of MixMIM are obtained by pretraining for 300 epochs and finetuning for 100 epochs on ImageNet-1K. We report the top-1 accuracy on ImageNet-1K.

| Method | Backbone | Input Size | Pretrain Data | Top-1 Acc. |
|-----------|----------|------------------|--------------------------|------------|
| BiT-S [?] | Res50x3 | 448×448 | ImageNet-1K | 80.0 |
| BiT-M [?] | Res50x3 | 448×448 | ImageNet-21K | 84.0 |
| MixMIM | Res50x3 | 224×224 | ImageNet-1K (w/o labels) | 81.8 |
| BiT-S [?] | Res101x3 | 448×448 | ImageNet-1K | 80.3 |
| BiT-M [?] | Res101x3 | 448×448 | ImageNet-21K | 84.3 |
| MixMIM | Res101x3 | 224×224 | ImageNet-1K (w/o labels) | 82.6 |

23 We compare the results in Table 3. In particular, our MixMIM outperforms BiT-S by a large margin
 24 with half the input size. We note that BiT-M achieves better results by pretraining with $10 \times$ larger
 25 dataset ImageNet-21K. We believe the results of MixMIM can be further improved by using much
 26 larger datasets as shown in [?], and we leave it as future work.