

Trainable Weight Averaging: A General Approach for Subspace Training

Tao Li, Zhehao Huang, Qinghua Tao, Yingwen Wu, Xiaolin Huang

Abstract—Training deep neural networks (DNNs) in low-dimensional subspaces is a promising direction for achieving efficient training and better generalization performance. Previous works extract the subspaces by using random projection or performing dimensionality reduction method on the training trajectory, but these methods can be inefficient or unstable in terms of dimensionality and numerical operations. In this paper, we connect subspace training to weight averaging and propose *Trainable Weight Averaging* (TWA), a general approach for subspace training that generalizes the previous efforts. TWA is efficient in terms of dimensionality and also easy to use, making it a promising new method for subspace training. We further design an efficient scheme for subspace training to cope with large-scale problems, which allows parallel training across multiple nodes and evenly distributing the memory and computation burden to each node. We apply TWA to efficient neural network training and improving fine-tuning performance tasks to demonstrate the great efficiency and effectiveness of our approach. We conduct extensive experiments that cover various benchmark computer vision and neural language processing tasks with various architectures. The code of implementation is available <https://github.com/nblt/TWA>.

Index Terms—Computer Society, IEEE, IEEEtran, journal, LATEX, paper, template.

1 INTRODUCTION

Modern deep neural networks (DNNs) typically have an enormous number of parameters. While such a huge amount of parameters endows great capability to achieve fantastic performance on various tasks [1], [2], [3], [4], it comes along with many critical problems, such as unbearable computational burden [5], lengthy training time [6], and serious overfitting problems [7]. For instance, training a ResNet-50 model from scratch on the ImageNet dataset [8] requires 10^{18} floating-point operations (FLOPs) [9] and takes nearly two days using four GPUs. In this regard, developing methods to address these challenges associated with a large number of parameters is crucial and holds great significance.

Yet a promising and effective direction is to train DNNs in low-dimensional subspaces [10], [11], [12], [13]. Instead of exploiting the full parameter space, which can be very large (with millions or even billions of dimensions), subspace training constrains the training trajectory in a low-dimensional subspace. Intuitively, modern DNNs are usually overparameterized, where the number of parameters can far exceed that of training data points. Given the superior generalization ability still kept, one may conjecture that the intrinsic dimension that network training proceeds in should not be as large as the number of parameters. This is the so-called *Low-dimensional Trajectory Hypothesis* as proposed in [12]. The hypothesis suggests that the training dynamics of the network's parameters approximately evolve in a low-dimensional subspace. In such subspaces, the degree of freedom for training is substantially reduced

(to dozens or hundreds), leading to many favorable properties, such as fast convergence [13], good robustness [12], and connections to theoretical understanding [12].

Given a subspace $U \subseteq \mathbb{R}^D$ with dimensionality d (where D is the number of model parameters with $d \ll D$), subspace training means that we proceed the network optimization entirely within U . A key problem is the derivation of the subspace. For example, the pioneering work [10] uses random slices of the full parameter space as the subspaces. The latter work [12] dramatically reduces the required dimensions. It extracts the subspace by performing principal component decomposition (PCA) over sampled historical solutions and retaining several top eigenvectors as the bases of the subspace. Despite the discovery of the low-dimensional structure and initial attempts made on subspace training, there remain several practical challenges that hinder its application.

One such challenge is how to efficiently and effectively extract the subspace. Previous approaches have suffered from either inefficiency in dimensionality, such as random bases [10], or severe numerical issues and expensive computational burden for high dimensions, like PCA operation as in [12]. This can significantly degrade the training performance. Additionally, the projection matrix, which is used to project the gradient onto the subspace, can be prohibitively large when dealing with large models and high dimensions, and may not be able to fit into a single GPU.

In this work, we first connect subspace training to weight averaging [14]. Suppose the subspace U is spanned by the bases $\{e_i\}_{i=1}^n$, then every point in U uniquely corresponds to a linear combination of $\{e_i\}_{i=1}^n$. An efficient choice of the bases is the obtained model weights and such linear combination of the bases is equivalent to weighted averaging. Note that random bases adopted by [10] can be obtained using random weights, and the resulting space, i.e., $\text{span}\{w_i\}_{i=1}^n$, can also cover the subspace extracted

- T. Li, Z. Huang, Y. Wu, and X. Huang are with the Department of Automation and the MOE Key Laboratory of System Control and Information Processing, Shanghai Jiao Tong University, Shanghai, 200240, China, e-mail: {li.tao, kinght_h, yingwen_wu, xiaolinhuang}@sjtu.edu.cn
- Q. Tao is with ESAT, KU Leuven, 3001 Heverlee, Belgium, e-mail: qinghua.tao@esat.kuleuven.be
- corresponding author: Xiaolin Huang

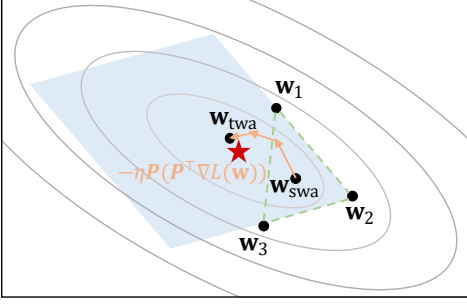


Fig. 1. **Trainable Weight Averaging intuition.** There are three weight points w_1, w_2, w_3 that forms a 3-dimensional subspace. Equally averaging as w_{swa} can deviate from the center minima. By projecting the gradient onto the subspace, we conduct subspace training to implicitly adjust the averaging coefficients and approach better to the minima.

by PCA [12]. Therefore, weighted averaging serves as a simple yet more general approach to previous works. Based on such connection between subspace training and weight averaging, in this paper, we propose a *Trainable Weight Averaging* (TWA), which allows explicit adjustments of the averaging coefficients in a trainable manner. To implement this, we further design an efficient scheme for subspace training that allows parallel training across multiple nodes. It evenly distributes the memory and computation burden into each node, and can be easily extended to layer-wise manner. In this way, we are able to properly handle large scale problems and conduct subspace training at nearly the same speed of regular training. We also refine the procedure for subspace extracting to circumvent the cumbersome numerical operations as in previous works [12], resulting in more precise and efficient subspace construction. We give an intuition on TWA and subspace training in Figure 1.

Optimizing in such a tiny subspace spanned by the collected weights is of great significance. First, the degree of freedom for training is significantly reduced, which only relates to the number of models rather than the parameters. This can help with generalization and optimization, as will be demonstrated in experiments (Section 6). Then, it establishes a close connection to previous important advances in weight averaging and generalization improvement, such as stochastic weight averaging (SWA) [14] and greedy soup [15]. For example, SWA solution, i.e., $\frac{1}{n} \sum_{i=1}^n w_i$ can be viewed as a special point in U , while the greedy soup solution essentially represents the optimal among a few discrete points (Table 1). Therefore, optimizing within such subspace can inherit the good generalization ability from weight averaging and provide increased flexibility, leading to potentially better performance.

One important application of TWA is to improve the training efficiency of DNNs. DNN training typically uses iterative gradient descent methods and can generate a series of solutions during the optimization process. From the previous low-dimensional trajectory hypothesis [12], one can naturally conjecture that a good solution could be obtained early by properly averaging the weights from the head training stage, which approximately evolve in a low-dimensional subspace. However, in the early training stage, the model solutions are fast-evolving, and a simple equally averaging strategy as SWA may not be suitable. Thanks

to the good flexibility provided by the trainable averaging coefficients, we can apply TWA to the head training stage to sufficiently utilize the historical solutions and produce an optimized averaging solution adaptively. We conduct experiments over image classification and machine translation tasks with various model architectures, demonstrating that our approach brings significant 30-50% epochs saving with comparable or even better performance.

TWA can also be readily applied to improve the performance of fine-tuned models, leveraging the good generalization ability from the low-dimensional subspace. However, in contrast to the efficient training scenario, the weights to be averaged in fine-tuning tasks are well-trained and may even overfit the training data. Thus, training over them can not provide meaningful supervision. Motivated by [15], we alternatively train the averaging coefficients over the held-out validation set, which is “new” to these models. The philosophy is that if the model can generalize to unseen set, it would probably generalize well to unseen target set. In subspace training, the degree of freedom for training is small, and thus a small validation set could be enough to “well-train” these independent variables. We further find that for fine-tuned models, exploiting a more precise layer-wise structure could provide additional benefits. We conduct extensive experiments across image classification and language modeling tasks with single and multiple training configurations to demonstrate the significant improvements of our methods, surpassing previous arts by a large margin.

Our main contribution could be summarized as follows:

- We connect subspace training to weight averaging and propose *trainable weight averaging*, a general approach for subspace training that generalizes previous efforts. It allows explicit adjustments of the averaging coefficients in a trainable manner.
- We design an efficient subspace training scheme to deal with large-scale problems, enabling multi-node parallel training and evenly distributing the memory and computation burden into different nodes. In this way, we are able to conduct subspace training at nearly the same speed as regular training.
- We conduct extensive experiments on benchmark computer vision and neural language processing tasks, demonstrating that TWA brings great training efficiency. It can save 30%-50% training epochs compared with regular training, while also reducing the generalization gap.
- Leveraging the good generalization capability from the subspace, we also apply TWA to improve the performance of fine-tuned models. Our extensive experiments demonstrate that it can surpass previous arts by a large margin.

The main body of this paper inherits from our conference paper version [13] but with following substantially enriched contents: **1)** We apply TWA to fine-tuning tasks and demonstrate its superior performance on improving fine-tuning performance. **2)** We evaluate TWA on neural language processing tasks besides image classification tasks, including machine translation (Section 6.1.2) and language modeling tasks (Section 6.2.2); **3)** We refine the subspace construction with simple decentralization and normalization to avoid

unstable numerical operation and propose a layer-wise extension for better utilizing the structure information.

The rest of the paper is organized as follows: we first review the related works in Section 2. We present TWA algorithm in Section 3. We then introduce our subspace training scheme in Section 4. We discuss the benefits of TWA over SWA in Section 5. We finally evaluate our TWA performance in Section 6. Section 7 ends the paper with a brief discussion.

2 RELATED WORK

2.1 Subspace Training

Training neural networks in subspaces have recently become an interesting topic, garnering considerable interests from researchers [16], [17], [18]. The pioneering work [10] first proposed training neural networks in a reduced random subspace to measure the intrinsic dimension of loss objectives. The following work [11] improved the training performance of random bases by considering the layer-wise structure and re-drawing the random bases at each step. Instead of utilizing random bases, [12] proposed a low-dimensional trajectory hypothesis and extracted the subspaces from historical training dynamics, dramatically improving the dimensionality efficiency. Then [19] extended subspace training to adversarial training, effectively addressing the existing robust overfitting issues and significantly improving the model robustness. In this paper, we propose trainable weight averaging as a general approach for subspace training and develop an efficient training scheme that enables multi-node parallel training for dealing with large-scale problems, with improved subspace extraction procedures.

2.2 Weight Averaging

Weight averaging is a powerful approach for utilizing the DNNs’ historical explorations and improving the generalization ability. SWA [14] adopted a simple equally averaging strategy, which performs especially well at the tail stage of training when the weights are from a stable distribution. Building upon this, [20] extended it to the domain generalization task with a dense and overfit-aware stochastic weight sampling strategy. [6] introduced latest weight averaging (LAWA) to achieve faster convergence, but relies on a manually selected number for latest weights. Exponentially moving average (EMA, [21], [22]) is a useful technique adopted by practitioners for producing more stable solutions. It requires a manually set averaging horizon and generally performs comparably to SGD [14]. Another important attempt at weight averaging is model soups [15], which focus on better utilizing the solutions obtained from different fine-tuning configurations. Greedy soups significantly improve model performance by adding averaging weights sequentially in a greedy order. In this paper, we propose trainable weight averaging that enables weight averaging with adjustable coefficients and connect it to subspace training, demonstrating its significant effectiveness in improving training efficiency and generalization.

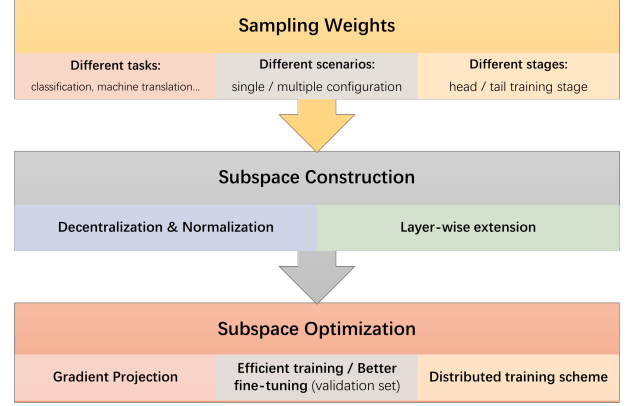


Fig. 2. **A detailed diagram for Trainable Weight Averaging.** TWA has three main procedures: weight sampling, subspace construction, and subspace optimization. The trainable averaging coefficients provide great flexibility, enabling TWA to handle weights from different training tasks, scenarios, and stages. We design an efficient and effective approach for subspace construction, which can be easily extended to layer-wise manner. Additionally, we propose subspace optimization that employs gradient projection to optimize the averaging coefficients. It can be applied to achieve efficient neural network training and improve fine-tuning performance. We also develop an efficient multi-node distributed scheme for subspace training to deal with large-scale problems.

2.3 Efficient Training

A lot of efforts have been made to speed up the DNNs’ training [23]. Apart from the well-known methods on adaptive learning rates, e.g., Adam [24] or accelerated schemes, e.g., Nesterov momentum [25], [26] proposed LookAhead optimizer which utilizes the search direction generated by another “fast” optimizer, achieving faster convergence and better learning stability. [27] adapted a large mini-batch to speed up the training and introduced a scaling rule for adjusting the learning rates. [28], [29] proposed layer-wise adaptive learning rate to further scale the batch size and shorten the training time. In this paper, we improve the training efficiency by sufficiently utilizing the historical solutions of DNNs’ training and conducting training in a subspace with substantially reduced dimensions. In this way, we significantly reduce the training epochs required and meanwhile improve the model generalization.

Preliminary We consider a neural network function $f(\mathbf{w}, \mathbf{x})$ parameterized by \mathbf{w} with input \mathbf{x} . The training loss defined over a pair of data point $(\mathbf{x}_i, \mathbf{y}_i)$ is denoted as $L(f(\mathbf{w}; \mathbf{x}_i), \mathbf{y}_i)$ (shorted for $L_i(\mathbf{w})$). Given a dataset $\mathcal{S} = \{(\mathbf{x}_i, \mathbf{y}_i)\}_{i=1}^m$ drawn from the data distribution \mathcal{D} with i.i.d. condition, the empirical loss is defined as $L(\mathbf{w}) = \frac{1}{m} \sum_{i=1}^m L_i(\mathbf{w})$. Note that in this paper, we represent the model’s weights as a vector, i.e., $\mathbf{w} \in \mathbb{R}^D$, where D is the number of parameters.

3 TRAINABLE WEIGHT AVERAGING

In this paper, we propose *trainable weight averaging* (TWA), a general approach for subspace training. Given a set of weights $\{\mathbf{w}_i\}_{i=1}^n$, which can either be sampled during the training process or randomly initialized (the latter case corresponds to random bases as in [10]), our general problem involves finding ways to linearly combine these weights for creating an improved solution. To be specific, the set

TABLE 1
A comparison of the related methods from the subspace perspective.

Method	Solution set	#Dimension	Inference cost
SWA [14]	$\{\frac{1}{n} \sum_{i=1}^n \mathbf{w}_i\}$	0	$\mathcal{O}(1)$
LAWA [6]	$\{\frac{1}{k} \sum_{i=n-k+1}^n \mathbf{w}_i\}$	0	$\mathcal{O}(1)$
Greedy soup [15]	$\{\frac{1}{k} \sum_{i=1}^k \mathbf{w}_i \mid \text{for } k \in [n]\},$ with $\text{ValAcc}(\mathbf{w}_1) \geq \text{ValAcc}(\mathbf{w}_2) \geq \dots \geq \text{ValAcc}(\mathbf{w}_k)$	0	$\mathcal{O}(1)$
TWA	$\text{span}\{\mathbf{w}_i\}_{i=1}^n$	n	$\mathcal{O}(1)$
TWA (by layer)	$\text{span}\{\mathbf{w}_i^{(1)}\}_{i=1}^n \oplus \text{span}\{\mathbf{w}_i^{(2)}\}_{i=1}^n \dots \oplus \text{span}\{\mathbf{w}_i^{(l)}\}_{i=1}^n$	nl	$\mathcal{O}(1)$

of possible TWA solutions considered, i.e., \mathbf{w}_{twa} , can be represented as follows:

$$A = \{\alpha_1 \mathbf{w}_1 + \alpha_2 \mathbf{w}_2 + \dots + \alpha_n \mathbf{w}_n \mid \alpha_i \in \mathbb{R}\}. \quad (1)$$

In SWA, weight averaging is simply given by $\mathbf{w}_{\text{swa}} = \frac{1}{n} \sum_{i=1}^n \mathbf{w}_i$, where n solutions of the network collected at the tail of training are equally weighted. Such an averaging strategy has been proven quite effective with improved generalization ability. However, as a static averaging strategy, it can be easily influenced by outliers and may not be suitable to apply to the head stage of training where the weights are fast-evolving, for our purpose of improving the training efficiency. Also, greedy soups can be viewed as applying SWA to a subset of the weight points in a greedy order. We note that the solutions obtained by these two approaches could be viewed as special points in A . Through proper optimization, our TWA is promising to correct the potential estimation error induced by static averaging and attain better performance. We summarize a detailed comparison of the above approaches in Table 1.

Then we consider how to search for a good solution \mathbf{w}_{twa} in A . We first note that the weight vectors between consecutive solutions (e.g., \mathbf{w}_{i-1} and \mathbf{w}_i) could have a high cosine similarity. To decouple them and for better optimization, we will orthogonalize $\{\mathbf{w}_i\}_{i=1}^n$ and find a set of orthogonal bases $\{\mathbf{e}_i\}_{i=1}^n$ to support the solution space, i.e., $A = \{\beta_1 \mathbf{e}_1 + \beta_2 \mathbf{e}_2 + \dots + \beta_n \mathbf{e}_n \mid \beta_i \in \mathbb{R}\}$. Then we search for a good solution \mathbf{w}_{twa} in A by optimizing the following problem,

$$\begin{aligned} \min_{\beta_1, \beta_2, \dots, \beta_n} \quad & \sum_{i=1}^m L(f(\mathbf{w}_{\text{twa}}; \mathbf{x}_i), \mathbf{y}_i) + \frac{\lambda}{2} \sum_{i=1}^n \beta_i^2 \\ \text{s.t.} \quad & \mathbf{w}_{\text{twa}} = \beta_1 \mathbf{e}_1 + \beta_2 \mathbf{e}_2 + \dots + \beta_n \mathbf{e}_n, \end{aligned} \quad (2)$$

where the second is a regularization term with pre-given coefficient $\lambda > 0$.

For optimizing the coefficients β_i , one straightforward way is to construct a computational graph to connect these weights with coefficients and calculate the gradient with standard backpropagation. However, such an approach would result in a massive computational graph as the model size and the number of weights n grow larger, which makes the optimization prohibitively slow [15]. In this paper, we present a more simple and efficient approach to tackle this problem from the perspective of subspace training. Instead of directly optimizing β_i , we note that there exists a bijection

between the coefficient space $\{\beta_i\}_{i=1}^n \in \mathbb{R}^n$ and the parameter space \mathbb{R}^D , i.e., each set of the coefficients is uniquely mapped to one point in the parameter space, which forms a complete subspace (with dimensionality n). We thus could alternatively optimize these coefficients in such a subspace.

4 EFFICIENT SUBSPACE TRAINING

In this section, we will introduce a simple subspace training approach for realizing trainable weight averaging and further propose a general scheme for enabling efficient subspace training. The main procedure includes subspace construction and projected optimization. Furthermore, we introduce an easy layer-wise extension for taking into account the structure information and a multi-node distributed training scheme for coping with the large-scale problem. All these consist of a whole lead to improved performance and efficiency. Before elaborating on the detailed training procedure, we first briefly discuss some critical issues/challenges faced in subspace training.

Numerical issues As the model size and the dimension of the subspaces increases, the orthogonalization process as in [12] can be inaccurate, as such a process is serial and numerical errors can accumulate. This will potentially harm the training as well as the performance.

Memory issues Subspace training requires the storage of a projection matrix. This poses a challenge when dealing with large scale problems since the full projection matrix may not fit into a single GPU's memory.

Balanced burdens In both subspace construction and projected optimization, we aim to evenly distribute the computational burden across multiple nodes for efficient parallel training. This is important for achieving high scalability and reducing the training time.

4.1 Subspace Construction

Given n collected weights $\{\mathbf{w}_i\}_{i=1}^n$ ($\mathbf{w}_i \in \mathbb{R}^D$), we aim to construct a subspace that covers these weight points. However, since the weights are often interdependent, especially when they are sampled from a single training trajectory, we first perform decentralization and normalization on these

weight vectors to decouple them and obtain a set of basis vectors $\{e_i\}_{i=1}^n$, as follows:

$$\mathbf{w}_{\text{center}} = \frac{1}{n} \sum_{i=1}^n \mathbf{w}_i, \quad (3)$$

$$\mathbf{e}_i = \frac{\mathbf{w}_i - \mathbf{w}_{\text{center}}}{\|\mathbf{w}_i - \mathbf{w}_{\text{center}}\|_2}. \quad (4)$$

Next, we optimize the neural network within the subspace U , which is defined as $U = \{\sum_i \beta_i \mathbf{e}_i | \beta_i \in \mathbb{R}\}$. The subspace is spanned by the basis vectors $\{\mathbf{e}_i\}_{i=1}^n$ obtained in the above step. We use a variable $\mathbf{X} = [\beta_1, \beta_2, \dots, \beta_n]^\top$ to represent a point in this subspace. Note that the dimension of U is n , which is much smaller than the dimension of the original parameter space D .

In this work, we do not perform strict orthogonalization over the basis vectors $\{\mathbf{e}_i\}_{i=1}^n$, as was done in [12]. This is because the successive orthogonalization process can introduce significant numerical errors, which can result in an inaccurate subspace estimation. Moreover, the subspace remains the same whether orthogonalization is conducted or not. Empirically, we have observed that our simplified strategy, which involves only decentralization and normalization of the weight vectors, is already effective in decoupling the weight vectors, and leads to faster convergence and more efficient subspace construction. We investigate this in detail in Section 6.3.

4.2 Projected Optimization

We then consider how to optimize the variable \mathbf{X} in our subspace training. Let $\mathbf{P} = [\mathbf{e}_1, \mathbf{e}_2, \dots, \mathbf{e}_n]$, we parameterize the model weights in subspace as $\mathbf{w}_{\text{twa}} = \mathbf{P}\mathbf{X} \in U$. The optimization target could be formed as follows:

$$\begin{aligned} \min_{\mathbf{X}} \quad & \sum_{i=1}^m L(f(\mathbf{w}_{\text{twa}}; \mathbf{x}_i), \mathbf{y}_i) + \frac{\lambda}{2} \mathbf{X}^\top \mathbf{X} \\ \text{s.t.} \quad & \mathbf{w}_{\text{twa}} = \mathbf{P}\mathbf{X}. \end{aligned} \quad (5)$$

We derive the gradient of $L(\mathbf{w}_{\text{twa}})$ w.r.t. to the variables \mathbf{X} through chain rule:

$$\frac{\partial L(\mathbf{w}_{\text{twa}})}{\partial \mathbf{X}} = \frac{\partial \mathbf{w}_{\text{twa}}}{\partial \mathbf{X}} \frac{\partial L(\mathbf{w}_{\text{twa}})}{\partial \mathbf{w}_{\text{twa}}} = \mathbf{P}^\top \frac{\partial L(\mathbf{w}_{\text{twa}})}{\partial \mathbf{w}_{\text{twa}}}. \quad (6)$$

Thus, we could first calculate the model gradient $\mathbf{g} = \partial \mathcal{L}(\mathbf{w}_{\text{twa}}) / \partial \mathbf{w}_{\text{twa}}$ via regular forward and backward propagation, and then project the gradient onto the bases \mathbf{P} to obtain the gradient w.r.t. \mathbf{X} . Let η be the learning rate. Together with the regularization, we could optimize \mathbf{X} with the following gradient descent:

$$\mathbf{X}^{(t+1)} = \mathbf{X}^{(t)} - \eta \left(\mathbf{P}^\top \frac{\partial \mathcal{L}(\mathbf{w}_{\text{twa}}^{(t)})}{\partial \mathbf{w}_{\text{twa}}} + \lambda \mathbf{X}^{(t)} \right). \quad (7)$$

Note that compared to regular training, the optimization step in subspace training involves an additional matrix multiplication operation. However, this operation can be efficiently executed on a GPU, so the training speed of subspace training is nearly the same as that of regular training. We compare the training speed of the two methods in detail in Section 6.3.

4.3 Layer-wise Extension

In the above, we have treated the model weights as a whole, where the layer-wise structure is not explored. It would be helpful to take into account the layer-wise information for more delicate subspace training.

Suppose the network is composed of l layers. To incorporate layer-wise information, we propose constructing subspaces for each layer. We start by partitioning the concatenated weights into l groups that correspond to each layer, i.e., $\mathbf{w} = [\mathbf{w}^{(1)}, \mathbf{w}^{(2)}, \dots, \mathbf{w}^{(l)}]$. We then normalize and decentralize each group of weights to produce a set of basis vectors corresponding to each layer. Finally, we optimize the variables associated with each layer individually using the update rule as in (7). This layer-wise approach enables us to delicately fine-tune the subspaces for each layer, which can result in improved performance.

It is important to note that when layer-wise partitioning is introduced, the solution set we considered is

$$A = \text{span} \left\{ \mathbf{w}_i^{(1)} \right\}_{i=1}^n \oplus \text{span} \left\{ \mathbf{w}_i^{(2)} \right\}_{i=1}^n \oplus \dots \oplus \text{span} \left\{ \mathbf{w}_i^{(l)} \right\}_{i=1}^n, \quad (8)$$

the dimension of which is multiplied by l compared with (1). This would have two effects: 1) **Increased training time**: more fine-grained partitioning can lead to a reduction in computational density for GPUs, which can increase training time; and 2) **Increased risk of overfitting**: as the degree of freedom for training increases, the risk of overfitting also increases. However, in practice we find that partitioning the parameters into a moderate number of groups (e.g., $l = 6$) can already lead to good performance, while maintaining high computational efficiency for subspace training and good generalization ability.

4.4 Distributed Training Scheme

During the optimization, TWA requires storing the projection matrix \mathbf{P} , of which the size is $\mathcal{O}(nD)$. This poses a challenge for large models on storage burden, as \mathbf{P} is typically stored in the GPU to enable efficient matrix operations. As the size of the model and the number of weight points grow, it is prohibitive to store in a single GPU. To cope with this, we design an efficient scheme with parallel distributed training to enable the following:

- **Partition of the memory burden of \mathbf{P} into multiple GPUs** We partition the projection matrix \mathbf{P} into multiple submatrices, each of which can be stored in a separate GPU. This reduces the memory burden on each GPU and allows us to train larger models.
- **Efficient parallel computation of gradient projection** We devise a distributed algorithm to compute the gradient projection, which evenly distributes the computation across multiple GPUs. It significantly reduces the time required for the gradient projection.

We then detailedly describe our training approach. Suppose that there are k GPUs for multi-node parallel training. We first uniformly divide \mathbf{P} into k sub-matrices as $\mathbf{P} = [\mathbf{P}_1, \mathbf{P}_2, \dots, \mathbf{P}_k]$, where each GPU stores a local sub-matrix \mathbf{P}_i for $i = 1, \dots, k$. Recall that for an iteration in distributed training, each GPU computes a local gradient

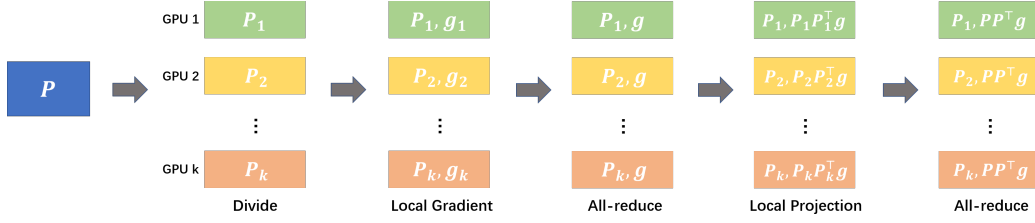


Fig. 3. **An efficient parallel scheme for subspace training.** Suppose that there k GPUs for distributed training, we first uniformly partition P into k sub-matrices, i.e., $[P_1, P_2, \dots, P_k]$, where each GPU stores one. We first synchronize the local gradient g_i to global gradient g through a all-reduce operation. We then compute the local projected gradient $P_i P_i^\top g$ respectively for each node. We finally perform a second all-reduce operation to obtain the global projected gradient $P P^\top g$. In this way, we uniformly distribute the memory and computation burden into each node.

g_i and synchronizes it with other GPUs to obtain the global gradient through an efficient all-reduce operation [30]. We mimic such a process for gradient projection: we first perform an all-reduce operation such that the local gradient at each GPU is synchronized to $\frac{1}{n} \sum_{i=1}^n g_i$. We then obtain local gradient projection $\frac{1}{n} P_i P_i^\top (\sum_{k=1}^n g_k)$ and finally synchronize it to $\frac{1}{n} \sum_{i=1}^n [P_i P_i^\top (\sum_{k=1}^n g_k)]$ with another all-reduce operation. Thus, the two are mathematically equivalent for the multiplication of the block matrix:

$$\begin{aligned} & \frac{1}{n} P P^\top \left(\sum_{i=1}^n g_i \right) \\ &= \frac{1}{n} [P_1, P_2, \dots, P_n] [P_1^\top, P_2^\top, \dots, P_n^\top]^\top \left(\sum_{i=1}^n g_i \right) \quad (9) \\ &= \frac{1}{n} \sum_{i=1}^n \left[P_i P_i^\top \left(\sum_{k=1}^n g_k \right) \right]. \end{aligned}$$

We note that in this way, the computation for matrix multiplication is also uniformly divided into different nodes. We illustrate such a process in Figure 4.1.

For averaging n historical solutions with per size B , the memory burden for each GPU card is reduced to $\lceil n/k \rceil B$, while the computation of gradient projection is also reduced to $\mathcal{O}(\lceil n/k \rceil D)$ (D is the number of the parameters). Hence, we can achieve efficient TWA training by making full use of the remaining memory of each GPU aside the forward/backward training.

Algorithm 1 TWA algorithm.

Input: Sampled weights $\{w_i\}_{i=1}^n$, Batch size b , Loss function $L : \mathcal{W} \times \mathcal{X} \times \mathcal{Y} \rightarrow \mathbb{R}_+$, Learning rate η .

Output: Model trained with TWA

Decentralize and normalize $\{w_i\}_{i=1}^n$ to $\{e_i\}_{i=1}^n$;

Initialize $w_{\text{twa}}^{(0)}$, $t = 0$, $P = [e_1, e_2, \dots, e_n]$;

while not converged **do**

 Sample batch data: $\mathcal{B} = \{(x_k, y_k)\}_{k=1}^b$;

 Compute gradient: $g = \nabla_w L_{\mathcal{B}}(w_{\text{twa}}^{(t)})$;

 Update weights: $w_{\text{twa}}^{(t+1)} = w_{\text{twa}}^{(t)} - \eta P (P^\top g)$;

$t = t + 1$;

end while

Return $w_{\text{twa}}^{(t)}$

5 OPTIMIZATION PROVIDES BETTER FLEXIBILITY

In this section, we discuss the advantages of TWA compared with SWA. The key difference between SWA and TWA is that the averaging coefficients in TWA are determined in a trainable manner, or more precisely, are data-dependent. This potentially enables more precise estimation for the center minima and better tolerance for the outliers that are not aware by SWA.

Previous work [31] demonstrated that under appropriate assumptions, running SGD with a constant learning rate is equivalent to sampling from a stationary Gaussian distribution, and the variance of the distribution is controlled by the learning rate. Accordingly, we assume the solutions at the tail stage of SGD training are sampled from a Gaussian distribution $\mathcal{N}(\mu, \Sigma)$ centered at the minimum μ with covariance Σ . Approximately, the sampled solutions $\{w_i\}_{i=1}^n$ are independent random variables from $\mathcal{N}(\mu, \Sigma)$, as long as there are sufficient iterations between adjacent samplings. SWA and TWA provide two estimators for the minimum μ , i.e., w_{swa} and w_{twa} . As an averaged solution, w_{swa} has statistically better estimation than any single solution due to the effect of variance reduction, while w_{twa} approaches the center by minimizing the training loss. As long as the training loss serves as meaningful supervision (which holds under the typical assumption that μ is the center minimum with the lowest training loss [14], [31]), w_{twa} could approach μ better than w_{swa} with the posterior optimization for averaging coefficients. In this regard, w_{twa} could have a lower expected variance: $\mathbb{E}(\|w_{\text{twa}} - \mu\|_2^2) \leq \mathbb{E}(\|w_{\text{swa}} - \mu\|_2^2)$.

The advantages of optimizing averaging coefficients could be more prominent in the head stage of training, where the weights are going through a rapid evolution. A simple averaging strategy as SWA could introduce a large estimation error (as illustrated in Tables 2 and 3), while TWA enables correcting it to a smaller estimation error via optimization. In fact, TWA provides much greater flexibility to sufficiently utilize historical solutions and produces an optimized solution adaptively.

6 NUMERICAL EXPERIMENTS

In this section, we conduct extensive numerical experiments to demonstrate the efficiency and effectiveness of our proposed trainable weight averaging. We first show that it brings great efficiency in neural network training by averaging the historical solutions from the head stage of training. We then show that it achieves great performance

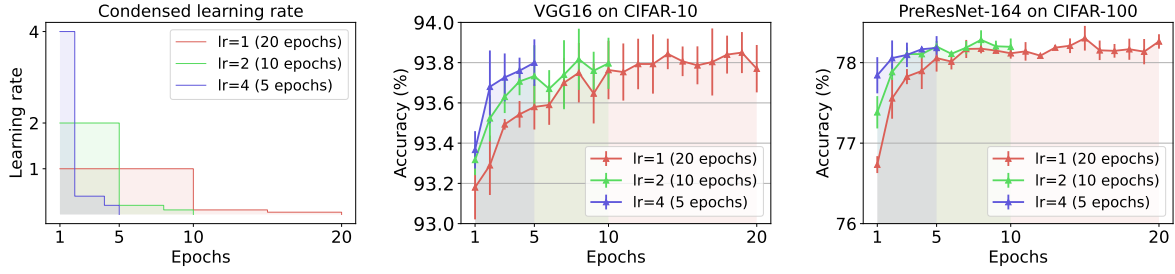


Fig. 4. **Left:** Scaled learning rate schedules with different scaling factors; **Middle and Right:** Test accuracy curves of TWA w.r.t. to different schedules on CIFAR-10/100. Training in subspace shows high robustness to scaled learning rate, which enlarges the learning rate and reduces the corresponding training epochs. In this way, TWA achieves very fast convergence.

in fine-tuning tasks where the solutions are from different training configurations and beats prior arts. We finally conduct ablation studies to analyze the properties of our training scheme.

6.1 Efficient Neural Network Training

The previous work [12] has shown that the training trajectory of DNNs approximately happens in a tiny subspace, which can be extracted from a relatively early training stage. By training within such a subspace, significant epoch saving can be achieved. Now from the weight averaging perspective, a satisfactory solution could lie in the subspace spanned by early stage solutions. Optimizing over such subspace results in efficient neural network training. Besides, the small degree of freedom in subspace training can also benefit generalization. In this section, we conduct experiments over two benchmark DNN training tasks, i.e., image classification and machine translation, to demonstrate the efficiency and effectiveness of our TWA scheme.

6.1.1 Image Classification

Setting. We experiment over three benchmark image classification datasets, i.e., CIFAR-10, CIFAR-100 [32], and ImageNet [8]. Following prior works [14], [33], we apply standard preprocessing for experiments on CIFAR datasets, and adopt the preprocessing and data augmentation procedures in the public Pytorch example on ImageNet [34]. We use two representative architectures, VGG-16 [35] and PreAct ResNet-164 [36] on CIFAR experiments. For ImageNet, we use ResNet-18 and ResNet-50 [36]. For CIFAR training, we adopt the standard training protocol with a step-wise learning rate. We run all experiments with three random seeds and report the mean test accuracy and standard deviation. We use SGD optimizer with momentum 0.9, weight decay 10^{-4} , and batch size 128. We train the models for 200 epochs with an initial learning rate 0.1 and decay it by 10 at the 100th and the 150th epochs. For ImageNet training, we follow official PyTorch implementation¹. For TWA, we sample solutions once after each epoch training for CIFAR and uniformly sample 5 times per epoch for ImageNet. We use a scaled learning rate schedule (shown in Figure 4), which takes 10 epochs of training for CIFAR and 2 epochs for ImageNet for fast convergence. The regularization coefficient λ defaults to 10^{-5} .

1. The implementation is available at: <https://github.com/pytorch/examples/tree/main/imagenet>.

Experimental Results. We first investigate the experiments on CIFAR datasets. The original training schedule contains 200 epochs and we take the first 100 epoch explorations for TWA. The results are given in Table 2. It can be observed that TWA achieves better performance compared to regular SGD training with a significantly reduced generalization gap. For instance, we attain 1.52% accuracy improvement on CIFAR-100 with VGG-16 while the generalization gap is reduced by 9.56%. This suggests that a better solution could already be composed using these historical solutions without further training by more delicate learning rates, which instead may bring overfitting problems and harm the generalization. By comparisons, we also apply SWA to average these samples, which shows degraded performance due to the existence of estimation error. Apart from the good performance in accuracy, TWA also manifests its great potential in improving the training efficiency: we use only 10 epochs to complete the convergence, while the regular SGD needs 100 epochs. As TWA and SGD have nearly the same computation overhead per epoch, the time-saving is around 45% in TWA.

For ImageNet, the efforts required for each epoch training are much greater, and hence efficient methods to reduce the training epochs are highly desirable. The comparison results of SGD/SWA/TWA are shown in Table 3. Besides the reduced generalization gap, TWA takes only 2 epochs to average the historical solutions of the first 60 epochs, reaching comparable or even better performance than regular SGD training with 90 epochs. For comparison, Lookahead [26] is another advanced optimizer recently proposed for improving convergence and reported 75.49% accuracy at the 60th epoch (Table 2 in [26]) with an aggressive learning rate decay (i.e., the learning rate is decayed at the 30th, 48th, and 58th epochs), while our TWA reaches 75.70% with the same budget but simply using the conventional decay.

6.1.2 Machine Translation

Settings. In this study, we train a transformer based model [37] to perform English-to-German translation on WMT2014 dataset [38]. The size of the embedding layer is set to 512. Similar to [37], we utilize byte-pair encoding and construct a common vocabulary of 32,000 tokens. We use Adam optimizer with weight decay 0.0001, initial learning rate 0.0005, batch size 256 and dropout rate 0.1. We train the model for 100,000 steps with a ReduceLROnPlateau schedule. For TWA, we sample the weights once per 1000 steps and take

TABLE 2
Test accuracy (%) and generalization gap (%) on CIFAR-10/100 for the head training

DATASET	MODEL	SGD (200 EPOCHS)		SWA (100 EPOCHS)	TWA (100 + 10 EPOCHS)	
		ACCURACY	GAP	ACCURACY	ACCURACY	GAP
CIFAR-10	VGG16	93.54 \pm 0.11	6.42	92.40 \pm 0.08	93.79 \pm 0.18	5.59 (\downarrow 0.83)
	PRERESNET-164	95.11 \pm 0.17	4.86	92.52 \pm 0.04	95.19 \pm 0.04	4.11 (\downarrow 0.75)
CIFAR-100	VGG16	72.72 \pm 0.17	26.70	69.18 \pm 0.24	74.24 \pm 0.24	17.14 (\downarrow 9.56)
	PRERESNET-164	75.85 \pm 0.18	24.10	73.36 \pm 0.34	78.11 \pm 0.19	20.02 (\downarrow 4.08)

TABLE 3
Top-1 accuracy (%) and generalization gap (%) on ImageNet for head training

MODEL	SGD (90 EPOCHS)		SWA (60 EPOCHS)	TWA (60 + 2 EPOCHS)	
	ACCURACY	GAP	ACCURACY	ACCURACY	GAP
RESNET-18	69.82	-1.59	62.19	69.82	-2.36 (\downarrow 0.77)
RESNET-50	75.82	0.25	67.66	75.90	-0.68 (\downarrow 0.93)

for a total of the first 50 model checkpoints. We conduct subspace training for a total 1000 steps with Adam optimizer and a constant learning rate 0.01. Our implementation is adapted from [39]².

Experimental Results. In Table 4, we report the BLEU score for both validation and test data. We observe that applying TWA to the historical solutions from the first 50k iterations has already surpassed the regular Adam training with 100k steps, consistently in terms of both validation and test set. This will lead to a significant time/computation saving, reducing the training time/computation by around 50% compared with regular training.

TABLE 4
BLUE scores for English to German translation on WMT2014 datasets.

OPTIMIZER	VALIDATION	TEST	GAP
ADAM (100K STEPS)	21.78 \pm 0.22	20.54 \pm 0.18	0.35
ADAM (50K STEPS)	20.18 \pm 0.34	18.95 \pm 0.31	-
SWA (50K STEPS)	18.07 \pm 0.17	16.84 \pm 0.22	-
TWA (50+1K STEPS)	22.40 \pm 0.05	20.80 \pm 0.22	0.29 (\downarrow 0.06)

6.2 Better Fine-tuning Performance

Next, we turn our attention to fine-tuning tasks. In our previous experiments, we focus on a single training run and aim to achieve training efficiency by sufficiently utilizing the historical solutions generated during the training process. In this section, we aim to improve the model performance by leveraging the flexibility and good generalization ability of our trainable weight averaging scheme. Specifically, we focus on further enhancing the model performance by sufficiently utilizing the solutions from a single or different fine-tuning configuration. Previously, greedy soup [15] demonstrated state-of-the-art performance by using a greedy strategy to add weights to the weight averaging. However, TWA has the potential to provide better performance by leveraging trainable averaging coefficients, rather than a fixed averaging strategy.

For fine-tuning tasks, the models to be averaged have generally adapted well to training data, as evidenced by their low training loss. Therefore, training them would provide little meaningful supervision. Motivated by [15], we directly train over the held-out validation set. This makes sense because the validation data are “new” to these models, and subspace training involves a small number of independent variables, so a small validation set is expected to be sufficient to well train them. In this section, we conduct experiments on image classification and language modeling tasks to demonstrate the superiority of our scheme.

6.2.1 Image Classification

Setting. We experiment over CIFAR-10 and ImageNet datasets with the pretrained CLIP ViT-B/32 model [4]. We use the finetuned checkpoints provided by [15], which include 5 models for CIFAR-10 and 72 models for ImageNet³. These models are obtained by a random hyperparameter search over learning rate, weight decay, training epochs, label smoothing, and data augmentation. For TWA, we train the models for 5 epochs with AdamW optimizer, a learning rate of 0.01 and a cosine learning rate schedule.

Experimental Results. We present the results of CIFAR-10 and ImageNet datasets in Table 5 and Table 6, respectively. We compare our TWA with SWA [14] and greedy soup [15]. We also list the performance of best/second best individual model for reference. For CIFAR-10, we observe that both SWA and greedy soup can significantly improve the performance from the best individual model, confirming the effectiveness of weight averaging. However, our TWA can further improve the performance of greedy soup: TWA achieves +0.05% and TWA by layer achieves +0.10% performance gain. Note that for CIFAR-10, the performance is already very high, and it is difficult to further improve the performance. Our improvement is 83% and 167% compared to the performance gain of greedy soup over SWA.

We then focus on ImageNet results in Table 6. Here contains a total of 72 finetuned models from different configurations. Direct averaging as SWA does not provide

2. Implementation available at: https://github.com/devansh201a/LPF-SGD/tree/master/codes/machine_translation.

3. The model checkpoints are publicly available at <https://github.com/mlfoundations/model-soups>.

TABLE 5
Fine-tuning Results on CIFAR-10 with CLIP ViT-B/32.

Method	Test Accuracy (%)
Best individual model	98.03
Second best individual model	97.83
SWA	98.39
Greedy soup	98.45
TWA	98.50
TWA (by layer)	98.55

performance improvement compared to the best individual model. This is because the model configurations are diverse, and equally averaging could be easily influenced by the bad solutions, resulting in estimation error. Greedy soup is an effective way to select an optimal subset of weights for averaging, and again, our TWA and TWA by layer provide significant improvements, i.e., +0.34% and +0.64% over greedy soup, confirming the superiority of TWA.

TABLE 6
Fine-tuning Results on ImageNet with CLIP ViT-B/32.

Method	Test Accuracy (%)
Best individual model	80.38
Second best individual model	79.89
SWA	79.97
Greedy soup	81.03
TWA	81.37
TWA (by layer)	81.67

6.2.2 Language Modeling

Setting. We fine-tune a pretrained causal language model GPT-2 [40] for language modeling tasks. We use the raw WikiText-2 datasets [41] (no tokens are replaced before tokenization), following the official HuggingFace Implementation⁴. We train the models for a total of 1000 steps with AdamW optimizer, a learning rate of 0.0002 and a linear learning rate schedule. For weight averaging, we sample the weights once per 100 steps, thus producing 10 model checkpoints. We train TWA for 100 steps with AdamW optimizer, a learning rate of 0.01 and weight decay 0.01.

Experimental Results. We report the perplexity score of different methods in Table 7. We consider the best/second best individual models among the 10 collected weights, as well as SWA and greedy soup solutions for comparison. We observe that again, TWA and its layer-wise extension significantly improve the performance of SWA and greedy soup. Note that here the fine-tuned models are from a single training run, thus the performance gain is not as large as in Section 6.2.1. Nonetheless, it is confirmed that our TWA can be readily applied to fine-tuning tasks, for both single and multiple training configurations.

6.3 Ablation Study

6.3.1 Effects of sample number

Efficient training. We first study the impact of different averaging epochs on subspace training performance. The

TABLE 7
Fine-tuning Results on Wikitext-2 with GPT-2.

Method	Perplexity (\downarrow)
Best individual model	20.50
Second best individual model	20.51
SWA	20.55
Greedy soup	20.44
TWA	20.42
TWA (by layer)	20.28

results are illustrated in Figure 5, where the final accuracy of SGD and the accuracy reached by SGD before averaging are also given for reference. Generally, utilizing more epochs of explorations can provide a better estimation for the subspace and hence lead to better performance. It could be observed that the model’s performance is consistently improved with more epochs of explorations. Notably, although each historical solution in a relatively short period of explorations is not good, satisfied solutions have already emerged in the subspace spanned by these solutions. Then through proper optimization in subspace, TWA could find them out, e.g., on CIFAR-100 with PreAct ResNet-164 model, averaging over 50 epochs via TWA has already matched the final performance of regular SGD training.

We then test the performance of SWA with different starting epochs to average on ImageNet with the ResNet-50 model. We observe that the performance of SWA gradually becomes better with the relatively latter stage of solutions averaged, showing that SWA could not adapt well to the head stage of training where the solutions are fast-evolving. Hence, a good solution for SWA may require manually selecting which period to average. We also notice that TWA (with 0-60 epoch solutions) consistently outperforms the SWA wherever the averaging begins, confirming that TWA could automatically find a good set of averaging coefficients and provide better performance.

Fine-tuning tasks. We vary the number of fine-tuned models in Table 6 and study its impacts on TWA performance. The results are in Table 10. As one could expect, the performance of all methods is consistently increasing with more fine-tuned models. However, TWA is much more efficient in utilizing fine-tuned models than competitive methods. For example, TWA by layer with 18 models achieves comparable performance to greedy soup with 36 models, and with 36 models, it surpasses the greedy soup counterpart with 72 models significantly by 0.36%. This shows that TWA can achieve comparable or even better performance as greedy soup with half as many fine-tuned models.

6.3.2 Training Speed

We numerically measure the averaged epoch training time and memory burden for SGD and TWA in the DDP training setting. Specifically, we experiment with the ResNet-50 model on ImageNet and use 1, 2, and 4 GPUs with a batch size of 256 per GPU and a total of 300 historical solutions. The experiments are conducted on NVIDIA Tesla A100 40G GPUs. From the results reported in Table 9, we observe that TWA brings minor additional costs, e.g., +2.8% on time cost and +2.9% on memory burden with 4 GPUs, compared

4. Implementation is available at <https://github.com/huggingface/transformers/tree/main/examples/pytorch/language-modeling>.

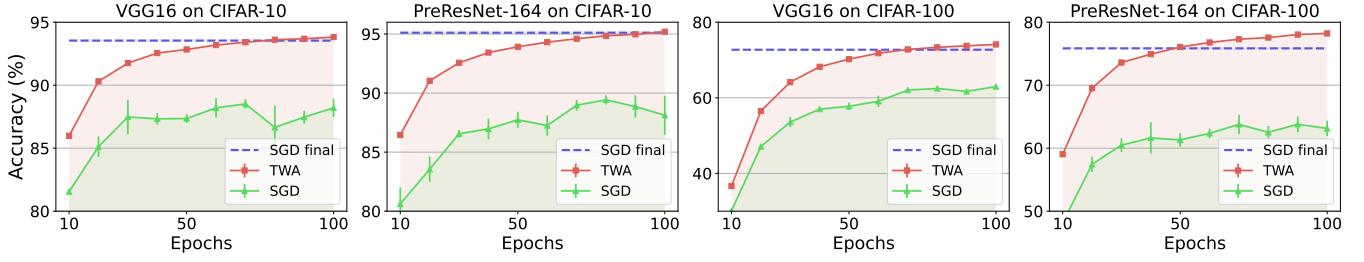


Fig. 5. Performance comparisons on before and after TWA w.r.t. different epochs of weights used. “SGD final” indicates the accuracy reached by regular SGD training and “TWA” is the corresponding accuracy reached by Algorithm 1 with these epochs of weights. The final accuracy of SGD training is plotted for reference. TWA dramatically lifts the SGD accuracy and outperforms the final accuracy of SGD within 100 epochs. The experiments are repeated over three trials.

TABLE 8
Performance (%) of SWA with different starting epochs.

SWA Epoch 0-60	SWA Epoch 10-60	SWA Epoch 20-60	SWA Epoch 30-60	SWA Epoch 40-60	SWA Epoch 50-60	TWA Epoch 0-60
67.66	70.50	72.12	74.14	75.08	75.34	75.90

TABLE 9
Time and memory comparisons of SGD and TWA with DDP training.

#GPUs	Time			Memory		
	SGD	TWA	TWA (by layer)	SGD	TWA	TWA (by layer)
1	1638s	1692s (+3.3%)	1725s (+5.3%)	28286.5 MB	31432.5 MB (+11.1%)	31432.5 MB (+11.1%)
2	824s	862s (+4.6%)	865s (+5.0%)	28382.5 MB	30092.5 MB (+6.0%)	30092.5 MB (+6.0%)
4	420s	432s (+2.8%)	435s (+3.5%)	28874.5 MB	29718.5 MB (+2.9%)	29718.5 MB (+2.9%)

TABLE 10
Fine-tuning Results on ImageNet with CLIP ViT-B/32.

Method	Test Accuracy (%)		
	N=18	N=36	N=72
Best individual model	78.73	79.76	80.38
SWA	79.14	79.55	79.97
Greedy soup	79.87	80.86	81.03
TWA	80.33	81.08	81.37
TWA (by layer)	80.84	81.39	81.67

with regular SGD training. The additional memory burden becomes even minor with more GPUs. For our layer-wise TWA version, it does not bring additional memory burden compared with the original TWA, but slightly increases the training time (e.g., +2%). We note that the gradient projection in our subspace training scheme brings negligible additional training time compared with regular SGD training, as such matrix multiplication operations can be efficiently executed on GPUs. This shows that TWA could provide efficient and scalable averaging for large-scale problems.

7 CONCLUSION

In this work, we propose *trainable weight averaging* (TWA), a general approach for subspace training. It generalizes previous efforts on subspace training, and also extends the manually defined averaging coefficients as in previous works to a trainable manner. This endows TWA with much greater flexibility and allows it to handle weights from

different stages and configurations. We further design an efficient scheme for subspace training that allows multi-node parallel training and evenly distributes the memory and computation burden to each node. Leveraging the low dimensionality of the subspace, we apply TWA to efficient neural network training and better fine-tuning performance tasks. Extensive experiments on benchmark computer vision and neural language processing tasks demonstrate that TWA is able to achieve 30 – 50% epochs saving for efficient neural network training and significant generalization improvement over previous arts.

Limitation and Future Works. Although TWA can bring significant training efficiency by effectively utilizing historical solutions, the selection of historical solutions can have an impact on the performance, as shown in Figure 5. However, in practice, the specific selection of historical solutions can be pre-given along with the original training schedule of regular training. Another limitation is that, despite the design of a distributed framework to cope with the memory burden associated with large models, it is still not applicable to train extremely large models, such as GPT-3 [42], which cannot even fit a single model into one GPU. However, we believe that it is possible to develop more advanced distributed techniques to deal with the projection matrix as well as gradient projection operations.

There are many promising future directions for TWA, both in terms of practical applications and theoretical research. These include: 1) Combining TWA with other lightweight methods, such as LoRA [43], to enable more

efficient adapter training and better fine-tuning performance; 2) Applying TWA to other precision-crucial scenarios, such as low-bit network training, network quantization; and 3) Understanding the relationship between the number of samples required for subspace training and the dimension of the subspace, as well as its impact on generalization performance.

REFERENCES

- [1] M. Tan and Q. Le, “Efficientnet: Rethinking model scaling for convolutional neural networks,” in *International Conference on Machine Learning (ICML)*, 2019.
- [2] A. Kolesnikov, L. Beyer, X. Zhai, J. Puigcerver, J. Yung, S. Gelly, and N. Houlsby, “Big transfer (bit): General visual representation learning,” in *European conference on computer vision (ECCV)*, 2020.
- [3] Z. Liu, Y. Lin, Y. Cao, H. Hu, Y. Wei, Z. Zhang, S. Lin, and B. Guo, “Swin transformer: Hierarchical vision transformer using shifted windows,” in *Proceedings of the IEEE/CVF International Conference on Computer Vision (CVPR)*, 2021.
- [4] A. Radford, J. W. Kim, C. Hallacy, A. Ramesh, G. Goh, S. Agarwal, G. Sastry, A. Askell, P. Mishkin, J. Clark *et al.*, “Learning transferable visual models from natural language supervision,” in *International Conference on Machine Learning (ICML)*, 2021.
- [5] H. You, C. Li, P. Xu, Y. Fu, Y. Wang, X. Chen, R. G. Baraniuk, Z. Wang, and Y. Lin, “Drawing early-bird tickets: Towards more efficient training of deep networks,” in *International Conference on Learning Representations (ICLR)*, 2020.
- [6] J. Kaddour, “Stop wasting my time! saving days of imagenet and bert training with latest weight averaging,” *arXiv preprint arXiv:2209.14981*, 2022.
- [7] C. Zhang, S. Bengio, M. Hardt, B. Recht, and O. Vinyals, “Understanding deep learning (still) requires rethinking generalization,” *Communications of the ACM*, vol. 64, no. 3, pp. 107–115, 2021.
- [8] J. Deng, W. Dong, R. Socher, L.-J. Li, K. Li, and L. Fei-Fei, “Imagenet: A large-scale hierarchical image database,” in *Proceedings of the IEEE Conference on Computer Vision and Pattern Recognition (CVPR)*, 2009, pp. 248–255.
- [9] Y. You, Z. Zhang, C.-J. Hsieh, J. Demmel, and K. Keutzer, “Imagenet training in minutes,” in *Proceedings of the 47th International Conference on Parallel Processing*, 2018.
- [10] C. Li, H. Farkhoor, R. Liu, and J. Yosinski, “Measuring the intrinsic dimension of objective landscapes,” in *International Conference on Learning Representations (ICLR)*, 2018.
- [11] F. Gressmann, Z. Eaton-Rosen, and C. Luschi, “Improving neural network training in low dimensional random bases,” in *Advances in Neural Information Processing Systems (NeurIPS)*, 2020.
- [12] T. Li, L. Tan, Z. Huang, Q. Tao, Y. Liu, and X. Huang, “Low dimensional trajectory hypothesis is true: Dnns can be trained in tiny subspaces,” *IEEE Transactions on Pattern Analysis and Machine Intelligence (TPAMI)*, 2022.
- [13] T. Li, Z. Huang, Q. Tao, Y. Wu, and X. Huang, “Trainable weight averaging: Efficient training by optimizing historical solutions,” in *International Conference on Learning Representations (ICLR)*, 2023.
- [14] P. Izmailov, D. Podoprikin, T. Garipov, D. Vetrov, and A. G. Wilson, “Averaging weights leads to wider optima and better generalization,” *arXiv preprint arXiv:1803.05407*, 2018.
- [15] M. Wortsman, G. Ilharco, S. Y. Gadre, R. Roelofs, R. Gontijo-Lopes, A. S. Morcos, H. Namkoong, A. Farhadi, Y. Carmon, S. Kornblith *et al.*, “Model soups: averaging weights of multiple fine-tuned models improves accuracy without increasing inference time,” in *International Conference on Machine Learning (ICML)*, 2022.
- [16] O. Vinyals and D. Povey, “Krylov subspace descent for deep learning,” in *Artificial Intelligence and Statistics (AISTATS)*. PMLR, 2012, pp. 1261–1268.
- [17] G. Gur-Ari, D. A. Roberts, and E. Dyer, “Gradient descent happens in a tiny subspace,” *arXiv preprint arXiv:1812.04754*, 2018.
- [18] M. Tuddenham, A. Prügell-Bennett, and J. Hare, “Quasi-newton’s method in the class gradient defined high-curvature subspace,” *arXiv preprint arXiv:2012.01938*, 2020.
- [19] T. Li, Y. Wu, S. Chen, K. Fang, and X. Huang, “Subspace adversarial training,” in *Proceedings of the IEEE Conference on Computer Vision and Pattern Recognition (CVPR)*, 2022.
- [20] J. Cha, S. Chun, K. Lee, H.-C. Cho, S. Park, Y. Lee, and S. Park, “Swad: Domain generalization by seeking flat minima,” in *Advances in Neural Information Processing Systems (NeurIPS)*, 2021.
- [21] J. S. Hunter, “The exponentially weighted moving average,” *Journal of Quality Technology*, vol. 18, no. 4, pp. 203–210, 1986.
- [22] C. Szegedy, V. Vanhoucke, S. Ioffe, J. Shlens, and Z. Wojna, “Rethinking the inception architecture for computer vision,” in *Proceedings of the IEEE Conference on Computer Vision and Pattern Recognition (CVPR)*, 2016, pp. 2818–2826.
- [23] L. Shen, Y. Sun, Z. Yu, L. Ding, X. Tian, and D. Tao, “On efficient training of large-scale deep learning models: A literature review,” *arXiv preprint arXiv:2304.03589*, 2023.
- [24] D. P. Kingma and J. L. Ba, “Adam: A method for stochastic optimization,” in *International Conference on Learning Representations (ICLR)*, 2015.
- [25] Y. E. Nesterov, “A method for solving the convex programming problem with convergence rate $O(1/k^2)$,” in *Dokl. akad. nauk Sssr*, vol. 269, 1983, pp. 543–547.
- [26] M. Zhang, J. Lucas, J. Ba, and G. E. Hinton, “Lookahead optimizer: k steps forward, 1 step back,” in *Advances in Neural Information Processing Systems (NeurIPS)*, 2019.
- [27] P. Goyal, P. Dollár, R. Girshick, P. Noordhuis, L. Wesolowski, A. Kyrola, A. Tulloch, Y. Jia, and K. He, “Accurate, large minibatch sgd: Training imagenet in 1 hour,” *arXiv preprint arXiv:1706.02677*, 2017.
- [28] Y. You, I. Gitman, and B. Ginsburg, “Large batch training of convolutional networks,” *arXiv preprint arXiv:1708.03888*, 2017.
- [29] Y. You, J. Li, S. Reddi, J. Hseu, S. Kumar, S. Bhojanapalli, X. Song, J. Demmel, K. Keutzer, and C.-J. Hsieh, “Large batch optimization for deep learning: Training bert in 76 minutes,” in *International Conference on Learning Representations (ICLR)*, 2020.
- [30] R. Rabenseifner, “Optimization of collective reduction operations,” in *International Conference on Computational Science*. Springer, 2004, pp. 1–9.
- [31] S. Mandt, M. D. Hoffman, and D. M. Blei, “Stochastic gradient descent as approximate bayesian inference,” *Journal of Machine Learning Research (JMLR)*, vol. 18, pp. 1–35, 2017.
- [32] A. Krizhevsky and G. Hinton, “Learning multiple layers of features from tiny images,” *Technical Report*, 2009.
- [33] G. Yang, T. Zhang, P. Kirichenko, J. Bai, A. G. Wilson, and C. De Sa, “Swalp: Stochastic weight averaging in low precision training,” in *International Conference on Machine Learning (ICML)*. PMLR, 2019, pp. 7015–7024.
- [34] A. Paszke, S. Gross, S. Chintala, G. Chanan, E. Yang, Z. DeVito, Z. Lin, A. Desmaison, L. Antiga, and A. Lerer, “Automatic differentiation in pytorch,” 2017.
- [35] K. Simonyan and A. Zisserman, “Very deep convolutional networks for large-scale image recognition,” *arXiv preprint arXiv:1409.1556*, 2014.
- [36] K. He, X. Zhang, S. Ren, and J. Sun, “Deep residual learning for image recognition,” in *Proceedings of the IEEE Conference on Computer Vision and Pattern Recognition (CVPR)*, 2016, pp. 770–778.
- [37] A. Vaswani, N. Shazeer, N. Parmar, J. Uszkoreit, L. Jones, A. N. Gomez, L. Kaiser, and I. Polosukhin, “Attention is all you need,” in *Advances in Neural Information Processing Systems (NeurIPS)*, 2017.
- [38] O. Bojar, C. Buck, C. Federmann, B. Haddow, P. Koehn, J. Leveling, C. Monz, P. Pecina, M. Post, H. Saint-Amand *et al.*, “Findings of the 2014 workshop on statistical machine translation,” in *Proceedings of the Ninth Workshop on Statistical Machine Translation*, 2014.
- [39] D. Bisla, J. Wang, and A. Choromanska, “Low-pass filtering sgd for recovering flat optima in the deep learning optimization landscape,” in *International Conference on Artificial Intelligence and Statistics (AISTATS)*, 2022.
- [40] A. Radford, J. Wu, R. Child, D. Luan, D. Amodei, I. Sutskever *et al.*, “Language models are unsupervised multitask learners,” *OpenAI blog*, vol. 1, no. 8, p. 9, 2019.
- [41] S. Merity, C. Xiong, J. Bradbury, and R. Socher, “Pointer sentinel mixture models,” *arXiv preprint arXiv:1609.07843*, 2016.
- [42] T. Brown, B. Mann, N. Ryder, M. Subbiah, J. D. Kaplan, P. Dhariwal, A. Neelakantan, P. Shyam, G. Sastry, A. Askell *et al.*, “Language models are few-shot learners,” in *Advances in Neural Information Processing Systems (NeurIPS)*, 2020.
- [43] E. J. Hu, Y.elong shen, P. Wallis, Z. Allen-Zhu, Y. Li, S. Wang, L. Wang, and W. Chen, “LoRA: Low-rank adaptation of large language models,” in *International Conference on Learning Representations (ICLR)*, 2022.