

Ground-Truth Labels Matter: A Deeper Look into Input-Label Demonstrations

Junyeob Kim[†], Hyuhng Joon Kim[†], Hyunsoo Cho[†], Hwiyeol Jo[¶],
Sang-Woo Lee^{‡¶}, Sang-goo Lee[†], Kang Min Yoo^{*†‡¶}, Taek Kim^{*§}

[†]Seoul National University, [‡]NAVER AI Lab, [¶]NAVER CLOVA

[‡]Korea Advanced Institute of Science and Technology, [§]Hanyang University

{juny116, heyjoonkim, johyunsoo, sglee}@europa.snu.ac.kr

{hwiyeol.jo, sang.woo.lee, kangmin.yoo}@navercorp.com

kimtaeuk@hanyang.ac.kr

Abstract

Despite recent explosion in research interests, in-context learning and the precise impact of the quality of demonstrations remain elusive. While, based on current literature, it is expected that in-context learning shares a similar mechanism to supervised learning, Min et al. (2022) recently reported that, surprisingly, input-label correspondence is less important than other aspects of prompt demonstrations. Inspired by this counter-intuitive observation, we re-examine the importance of ground truth labels on in-context learning from diverse and statistical points of view. With the aid of the newly introduced metrics, i.e., Ground-truth Label Effect Ratio (GLER), demo-gain, and label sensitivity, we find that the impact of the correct input-label matching can vary according to different configurations. Expanding upon the previous key finding on the role of demonstrations, the complementary and contrastive results suggest that one might need to take more care when estimating the impact of each component in in-context learning demonstrations.

1 Introduction

With the rise of large language models (LMs), whose scale is becoming even greater than ever before (Rae et al., 2021; Chowdhery et al., 2022; Smith et al., 2022; Thoppilan et al., 2022), in-context learning (Radford et al., 2019; Brown et al., 2020) comes to the fore as a simple but attractive means of handling various tasks in NLP without requiring much task-specific cost. In response to this trend, a bunch of recent work has devoted its effort to investigate the inner workings of in-context

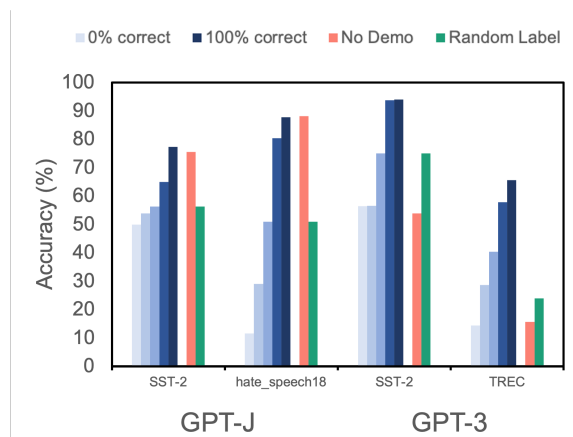


Figure 1: Extreme cases where the effect of the ground-truth label is significant. Roughly top-2 significant datasets were chosen for GPT-J and GPT-3 each.

learning, such as (1) how much sensitive its performance is according to different conditions, e.g., label balance (Zhao et al., 2021), and the choice of verbalizers (Schick and Schütze, 2020), or demonstrations (Lu et al., 2021; Reynolds and McDonell, 2021), and (2) what main factors exist behind its success (Min et al., 2022; Shin et al., 2022; Xie et al., 2022).

Among others, Min et al. (2022) have recently cast a remarkable doubt on the role of input-label correspondence in demonstrations for in-context learning. Specifically, the authors have shown that the correct mapping between input and its label contributes less to the final performance than we thought compared to other aspects, including the format of demonstrations and the awareness of the input and label space. This finding is intriguing and has been sensational, as it is counter-intuitive to the expectation of how statistical learning typically works in supervised settings, and therefore it shows a potential of exploiting (few-shot) in-

*Co-corresponding authors.

context learning given no real training data. For example, prior work established the strong impact of example ordering (Zhao et al., 2021), hence in-context learning being less sensitive to the correctness of label demonstrations, which forms the basis of supervised learning, seems contradictory.

The controversial finding also contradicts specific extreme cases of in-context learning where the performance ranges from $X\%$ to $Y\%$ due to the corruption of input-label supervision (Figure 1). These extreme cases not only illustrate how sensitive in-context learning can be to label demonstrations but also showcases how sensitivity can be so *large* that it may seem impossible for other aspects of demonstrations to be as impactful as the label-mapping supervision. Thus, there is still no consensus in the literature on whether the trend can be generalized in diverse configurations, raising a call for an in-depth analysis of the phenomenon.

In this paper, we revisit the findings of Min et al. (2022) and take a closer look into the importance of ground-truth labels for in-context learning. First, we introduce novel metrics, called Ground-Truth Label Effect Ratio (GLER), an effect ratio of ground-truth label, and demo-gain, a gain by demonstration, to highlight the fact that input-label correspondence is actually more important than previously considered. Furthermore, we show that the trend contradictory to the previous discovery becomes more salient as experimental settings (e.g., datasets, metrics, and templates) begin to diverge from the original. We observe the same tendency holds for both GPT-J (Wang and Komatsuzaki, 2021) and GPT-3 (Brown et al., 2020).

In Section 3, we adopt statistical strategies to provide a complementary view that is orthogonal to what is shown by the existing accuracy and F1 scores. To be specific, we conduct correlation and linear regression analyses on the classification performance against the corruption level of labels for each of the 18 datasets. In addition, we define the notion of sensitivity to quantify the degree to which the downstream classification performance changes when a model is subject to a fixed amount of label corruption. As a result, we demonstrate several noticeable patterns that support the claim that there is a considerable relationship between performance and label correctness. It is worth noting that this trend was not clearly visible in the previous work, where the results of each dataset are macro-averaged rather than individually ana-

lyzed.

In summary, our contributions to this work are listed as follows:

- We re-examine the recent findings of Min et al. (2022) and suggest complementary and contrastive perspectives on the impact of ground-truth labels for in-context learning.
- We propose new metrics, i.e., GLER, demo-gain, and sensitivity, which are effective in verifying that the correct input-label matching is critical for achieving reasonable performance in in-context learning more than previously regarded.
- Based on our observations, we urge the community to reconsider the importance of ground-truth labels on in-context learning.

2 Intensive Analysis of the effect of Ground-Truth Labels

This section mainly analyzes the case of GPT-J experiments in Min et al. (2022). In their work, the experimental results on GPT-J showed a relatively larger difference according to the different label corruption ratio. Thus, we thought that GPT-J is more suitable for analyzing the difference in detail. Furthermore, we also conduct some experiments with GPT-3, for the generality of our analysis. Notably, Min et al. (2022) report that GPT-3 is robust to label corruption and even performs slightly better when labels are given randomly rather than properly in their experiments.

2.1 Experimental Evaluation Setting

Following the work of Min et al. (2022), we conduct various label corruption in the experiments. We refer to the performance when $a\%$ of the labels are correct as $y_{a\%}$. For example, the case when 25% of the labels are correct is referred to as $y_{25\%}$. The case when none of the labels are correct is referred to as $y_{0\%}$. y_{pr} (pseudo-random-correct) denotes the case where labels are randomly assigned within the label space. y_{zs} (zero-shot or no-demo) denotes the case where there is no demonstration. We call it pseudo-random-correct because it is a surrogate of random-correct in the work of Min et al. (2022). y_{pr} is obtained by interpolating $a\%$ -correct. For example, the y_{pr} of a task with six classes is obtained through a weighted sum of 1/3:2/3 ratio of $y_{0\%}$ and $y_{25\%}$.

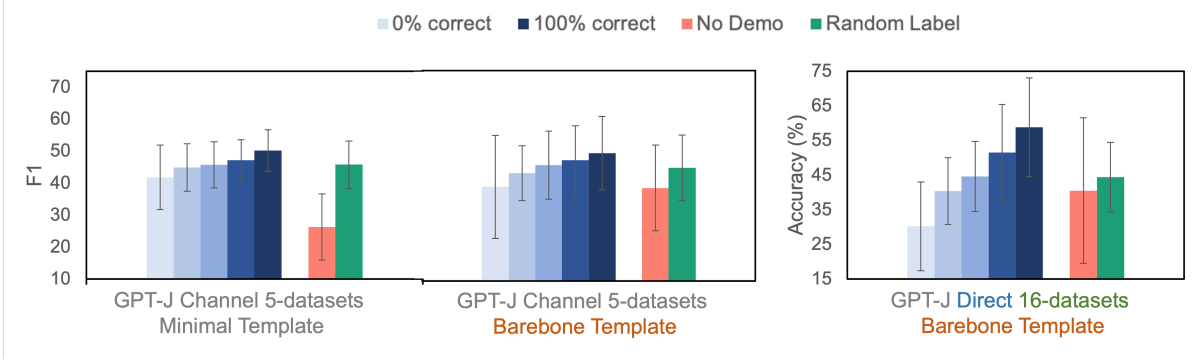


Figure 2: Comparison of the effect of ground-truth label between different GPT-J classification settings. Left shows the result of Figure 4 in Min et al. (2022). Right shows one of our results, the explanation of which is in Section 1. The two settings are different in inference setting, evaluation metric, prompt template, and dataset. It shows that different experimental settings may result in different conclusions about the effect of GT-label.

Ground-truth Label Effect Ratio (GLER) We further define GLER to deeply analyze the phenomenon of ground-truth label (GT-label). GLER is defined as follows:

$$\text{GLER} = \frac{y_{100\%} - y_{pr}}{y_{100\%} - y_{zs}} \quad (1)$$

To explain it more simply, it is a value of y_{pr} when y_{zs} value is set to 0 (0%) and $y_{100\%}$ value is set to 1 (100%).

Demo-gain We also define demo-gain, a gain by demonstration. Demo-gain is defined by $y_{100\%} - y_{zs}$. It is also the denominator of the GLER equation.

2.2 Analysis of GPT-J Results

In this subsection, we reproduce the GPT-J results of the prior work (Min et al., 2022) using their code and reinterpret the implication of the effect of ground-truth labels (GT-labels).

Min et al. (2022) argue that replacing gold labels only marginally hurts the performance and GT-label is not necessary to achieve performance gain, in in-context learning. There are two trends in their experimental results to support their argument. First, in their experiments, y_{zs} is much lower than not only $y_{100\%}$ but also $y_{0\%}$. Second, in their experiments, the performance difference between $y_{0\%}$ and $y_{100\%}$ is small. In other words, GT-label does not affect in-context learning performance much.

However, we argue that testing in different experimental settings with Min et al. (2022) can make a different performance trend. The left subfigure in Figure 2 comes from the template and normalization strategy from the prior work, Channel inference method (Min et al., 2021), (macro-)F1 metric,

and five selected classification datasets in Figure 4 of the prior work. On the other hand, the right subfigure in Figure 2 comes from the barebone template and another normalization strategy we used (no normalization), Direct inference method, accuracy, and all 16 classification datasets used in the prior work. In the right subfigure, $y_{0\%}$ even has a lower score than y_{zs} , and the performance difference between $y_{100\%}$ and y_{pr} is much higher than the difference between y_{pr} and y_{zs} . The left case has 18.52% of GLER, whereas the right case has 78.79% of GLER, which shows that GT-label affects much in the scenario in the right subfigure.

Figure 3 and Table 1 show more detailed analyses of Figure 2. Different datasets, inference methods, and metrics make different GLER. We describe each of the effects below.

Dataset First, we emphasize that selection of dataset group affects the trends significantly. Two dataset groups are compared, five classification datasets manually selected for Figure 4 in the paper (Min et al., 2022) and the whole 16 classification datasets used in the paper. In the case of 5 datasets, GLER is 18.52% (Channel, F1), and GT-label does not help in-context learning much. However, in the case of 16 datasets, GLER increases to 50.35% (Channel, F1).

Direct vs. Channel We think that Table 1 has a trend that GT-label affects Direct more than Channel. In the setting with 5 datasets, GLER (F1) increases from 18.52 (Channel) to 34.55 (Direct). Likewise, in the setting with 16 datasets, GLER (F1) increases from 50.35 (Channel) to 79.05 (Direct). We argue that Direct is more approachable than using Channel because (1) Direct is more used

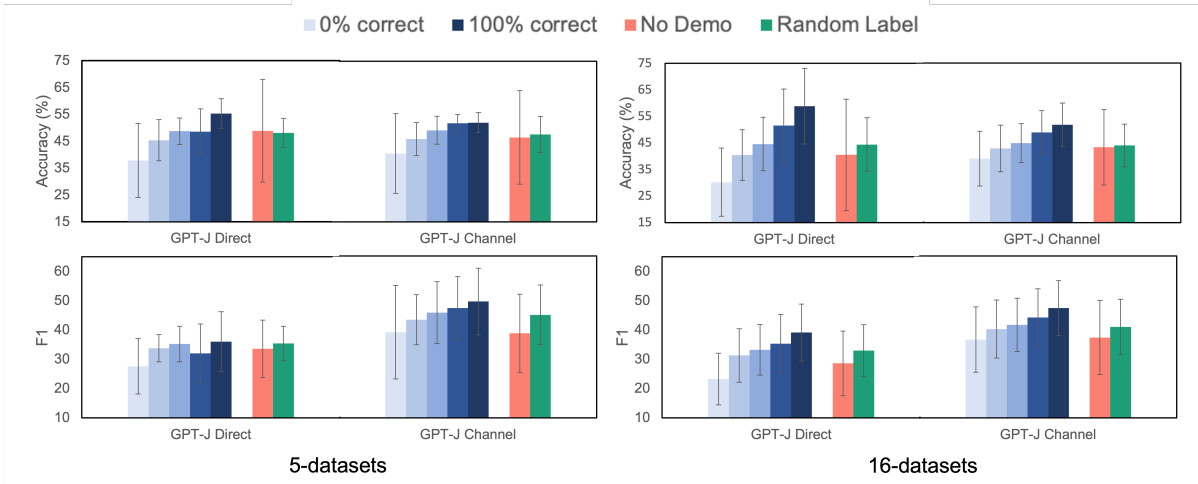


Figure 3: Results of the default template of Min et al. (2022) (Minimal Template)

Backbone	Dataset	Template	Inference	GLER		Demo-gain	
				Acc	F1	Δ Acc	Δ F1
GPT-J	5 Datasets	Minimal	Direct	55.29	34.55	11.60	5.80
			Channel	25.33	18.52	16.98	23.93
		Barebone	Direct	100	24.62	7.24	2.44
			Channel	80.71	42.16	10.78	5.49
	16 Datasets	Minimal	Direct	91.65	79.05	16.45	7.58
			Channel	110.58	50.35	6.18	10.01
		Barebone	Direct	78.79	58.74	18.30	10.52
			Channel	92.50	63.87	8.29	10.04

Table 1: Reproduced results of GPT-J experiments in Min et al. (2022). Demo-gain refers to the value of $y_{100\%}$ minus the value of y_{zs} .

in general, and (2) Direct is more efficient than Channel, as Channel has linear complexity with respect to the number of labels.

Accuracy vs. F1 In analyzing the effect of GT-label, the graph trends in terms of accuracy and in terms of (macro-)F1 are very different. In the case of 16 datasets, GLER in terms of F1 is 79.05, whereas GLER in terms of accuracy is 91.65. In other words, GT-label has a 91.65% stake in-context learning performance of 16 datasets on average. We think that using accuracy is more natural than using F1. F1 scores are more unstable than accuracy, especially in the case where in-context learning does not work well. For example, we can say in-context learners do not work when majority voting defeats it. The problem is that GPT-J in-context learner does not defeat majority voting in most of the 16 datasets. The average accuracy of majority voting in 16 datasets is 61.81. However, the average accuracy of Direct is 58.83. Moreover,

the average accuracy of Channel is 51.83.

2.3 The Effect of Prompt Template and Normalization

We studied the impact of prompt template and label-length normalization with the same framework and settings proposed by Min et al. (2022). We denote the original default template employed in the prior work as *minimal template* and our re-implemented version as *barebone template*.

The differences in implementation details is as follows. In the barebone template demonstration, any task description, including the input prefix (e.g., “text:”), is removed, essentially only leaving input, label, and separator. Specifically regarding the prediction space, the barebone template does not include the separator to prediction space (“\n”) before each label while the minimal template work does.

Label-length normalization is the process of normalizing label scores with the length of the label tokens (after the label has been tokenized by the

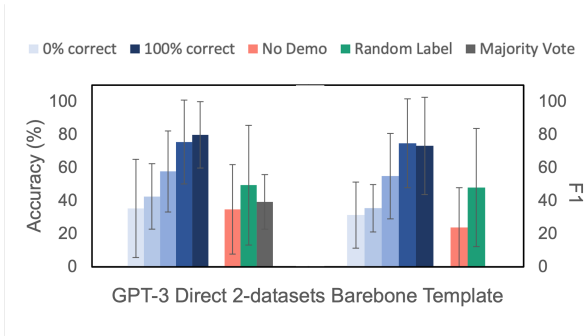


Figure 4: Results for the two datasets (TREC and SST-2) on GPT-3. GLER with respect to accuracy and f1-score is 67.42% and 51.19% respectively. This implies a significant performance gain over the zero-shot baseline (i.e. “no demo”), ranging 33% - 50% in absolute. Surprisingly, with the help of GT-labels, even more significant performance gain was achieved on both metrics (e.g., 30 points for accuracy and 25 points for F1-score), suggesting that GT-labels are crucial for ICL performance.

model) during ICL inference. Prior work utilized label-length normalization while ours doesn’t.

Table 2 shows the experimental results comparing two templates. In the 5 datasets and Channel setting, barebone template significantly increase y_{zs} comparing to minimal template. This template change makes GLER (F1) increase from 18.52 to 42.16. Moreover, GLER (Accuracy) increases from 25.33 to 80.71. It is also noticeable that demo-gain (F1) decreases from 23.93 to 5.49. It is due to the significant increase in the zero-shot performance between the two templates.

Additionally, Table 1 also shows experimental results of other settings in the barebone template. Other experimental results consistently show that GT-label affects significantly.

2.4 Analysis of GPT-3 Results

In addition to GPT-J, we expand our experiments to GPT-3 to investigate GT-labels in other and larger language models. Results are shown in Figure 4 and 5. From our prior studies, we noted that the 16 datasets consistently exhibited poor performance on GPT-J. As such, we select four datasets from the original set and added two datasets (SST-2 and TREC) that ICL performs relatively well (Figure 4). All experiments utilized the barebone template.

As shown in Figure 5, although the zero-shot baseline y_{zs} and the pseudo-random baseline y_{pr} are close to each other similar to the findings of Min et al. (2022), we found the trend inconsistent

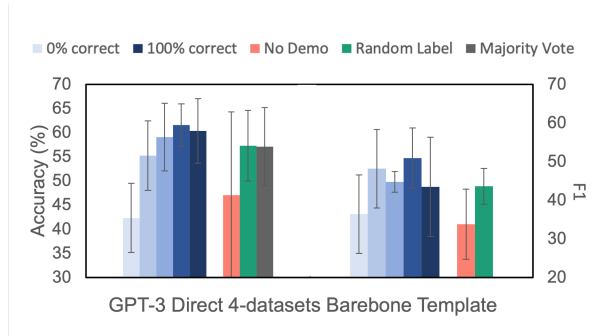


Figure 5: Results of the four datasets on GPT-3. We select the four datasets from the pool of 16 datasets as originally proposed by Min et al. (2022). The pseudo-random baseline y_{pr} is significantly better than the zero-shot baseline y_{zs} and performs on par with the utilization of GT-label ($y_{100\%}$). However, the general trend in performance is not monotonic and does not deviate much from the majority-vote baseline.

and the performance insignificant.

On the other hand, Figure 4 illustrates how the impact of GT-labels can be more apparent when we analyze the two well-performing datasets. Note that replacing gold labels with random labels still performs better than the zero-shot baseline, as in the findings of Min et al. (2022), but the performance can be significantly higher with the gold labels, achieving gains of 25% - 30% in absolute.

3 Looking Deeper into Label Demonstrations

Here, *label demonstrations* refers to the demonstration of input-label correspondence and not the demonstration of label space. We are particularly interested in how the quality of input-label correspondence in context examples affect the downstream in-context learning (ICL) classification performance.

Min et al. (2022) showed in their work that replacing ground-truth labels with random or incorrect labels marginally affect the *aggregated overall* performance on specific datasets, but individual analysis on large-scale tasks may provide deeper insight into the language model’s behavior in interpreting input-label demonstrations.

This section provides a statistical framework to quantify the role of input-label demonstrations. Specifically, we conduct correlation and linear regression analyses on the classification performance against the corruption level of labels for each of 18 datasets, which are the 16 datasets proposed in Min et al. (2022) and two widely-adopted clas-

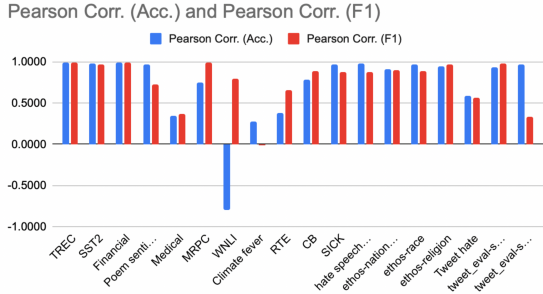


Figure 6: Pearson correlation analysis on all 18 tasks. A strong positive correlation is observed for all tasks and metrics, except for outliers.

sification datasets (SST and TREC). We are not only interested in understanding *whether* the performance moves in coordination with the demonstration accuracy but also precisely *how sensitive* the performance is to the label noise.

3.1 Performance is Strongly Correlated with Label Correctness

The first step of understanding the interaction between performance and input-label demonstration is quantifying the correlation between the two variables. Pearson correlation analysis on GPT-J and the Direct approach (Figure 6) shows that the label-correctness correlation is strong (i.e. larger than 0.9) for most tasks on all performance measures. The macro-average correlation across 18 tasks is 0.895 with a p-value of 0.057, strongly supporting the linkage.

3.2 Quantifying Sensitivity

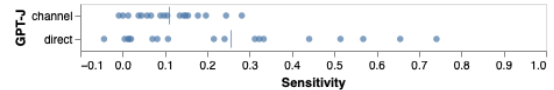
We define **sensitivity** as the degree of which the downstream classification performance changes when the model is subject to a fixed amount of label corruption. Sensitivity in the context of in-context learning demonstrations can be computed by conducting the single-scalar linear regression analysis on a performance metric (e.g., accuracy or F1-score) y against the percentage of examples that are labelled correctly (x):

$$y = \beta_0 + \beta_1 x$$

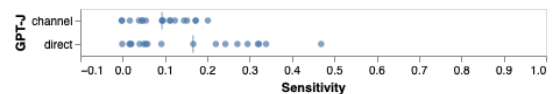
where β_0 is the bias and β_1 is the coefficient of label correctness. The scalar value of the weight parameter β_1 is interpreted as the sensitivity measure. The data points for linear regression were obtained by following the experimental protocol proposed by Min et al. (2022) (Section 2). Unless stated otherwise, all experiments were conducted

Method	Coefficient	Intercept	R^2
GPT-J Direct (Min et al., 2022)	0.256	0.317	0.980
GPT-J Channel (Min et al., 2022)	0.110	0.420	0.999
GPT-J Direct (Ours)	0.280	0.316	0.988
GPT-J Channel (Ours)	0.120	0.418	0.992

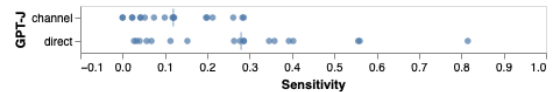
Table 2: Aggregated linear regression analysis on the performance against the percentage of correct labels. “Ours” indicates that the data points for the linear regression analysis were obtained using our proposed experimental settings (Section 2).



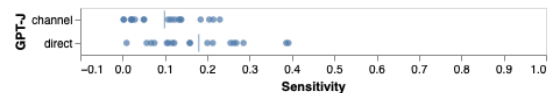
(a) Min et al. (2022) - Accuracy



(b) Min et al. (2022) - F1-score



(c) Ours - Accuracy



(d) Ours - F1-score

Figure 7: Plots of performance sensitivities in 18 datasets across two in-context learning approaches (Channel and Direct).

on GPT-J. The sensitivity measure can be interpreted as a linearly interpolated measure of performance degradation for each unit decrease in label correctness.

3.2.1 Label Correctness Does Affect Performance

To analyze the overall sensitivity of performance under the variation of label correctness, we aggregate sensitivities across all 18 classification datasets and the results are shown in Table 2. The results show that the aggregated sensitivity is significantly high with very good fit (in the range of 0.98-0.99) for all experimental configurations. When tested on our specific setup, the sensitivity was as high as 0.28, implying that, on average, there was a 0.28% drop in accuracy for each percentage drop in label correctness.

The trend of sensitivity, which is more apparent in our quantitative analysis, may have been overlooked due to the relative dwarfing effect from

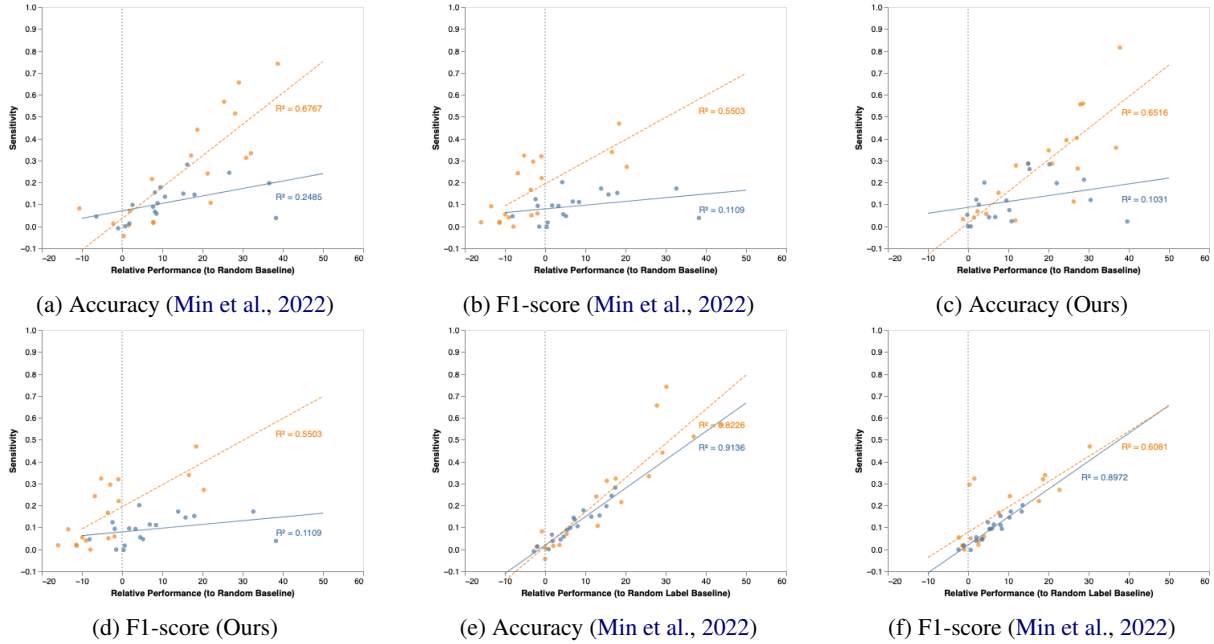


Figure 8: Scatter plots of sensitivities of 18 datasets against the corresponding task difficulties measured using the relative performance (compared to random and random-label baselines). The Direct approach is colored in orange and the Channel approach is colored in blue. The dashed vertical line indicates a neutral performance level where there is no difference with the random baselines. The best-fit linear lines show a general trend of increasing sensitivity with less task difficulty. Low sensitivity is strongly related to high task difficulty. Also, the Channel approach helps in alleviating hyper-sensitivity towards task difficulty.

zero-shot (or “no demo”) results in prior studies. The results also show that the sensitivity is lower in the Channel method, suggesting that sensitivity can be significantly lowered with the employment of more advanced ICL methods.

3.2.2 Sensitivity is Highly Varied

Although the aggregative analysis shows a general sensitive trend towards demonstration correctness, dataset-individual analyses shed deeper insight into the distribution of task sensitivities.

Individual sensitivity plots are illustrated in Figure 7. Sensitivity can vary from small negative values (indicating increasing performance under increasing label corruption) to value as high as 0.815 (for the hate speech dataset), suggesting that summarizing the trend for all tasks and datasets may be difficult and that certain datasets may possess distributional properties that allow models to more easily exploit label demonstrations (Future Work). This high-variance observation is valid for all in-context learning approaches and performance measures.

3.2.3 Task Difficulty Affects Sensitivity

As suggested in Section 2, tasks where the model struggle to exploit in-context demonstrations may exhibit low sensitivity towards them, since under-

standing patterns in demonstrations is inherently linked with the ability to absorb demonstrative label supervision. To confirm our theory, we conduct another layer of analysis on the sensitivities of 18 datasets against the task difficulty. We define task difficulty as the relative performance of ground-truth label demonstrations compared to baselines. Specifically, relative performance y_{rel} is computed by

$$y_{rel} = y_{GT} - y_{baseline}$$

where y_{GT} and $y_{baseline}$ are the performance obtained from ground-truth labels as part of demonstrations and the baseline performances respectively. We consider two baselines: the *random baseline*, where the test labels are predicted with the uniform label distribution, and the *random-label baseline*, which is obtained through the in-context learning approach using randomly-sampled labels as demonstrations.

The multivariate analysis (Figure 8) shows that the model’s performance sensitivity is strongly related to the difficulty of the task. The tasks, where the model exhibits low sensitivity (i.e. < 0.1), struggle to achieve meaningful classification performance (i.e. zero difference compared to random

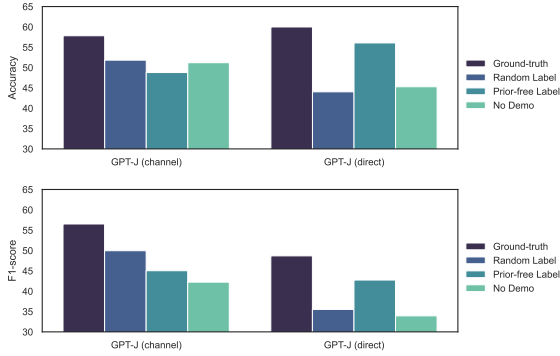


Figure 9: An ablation experiment on the role of prior-free labels. Replacing gold labels with random labels that do not provide information on the nature of the task while retaining the input-label correspondence performs competitively with the random-label baseline.

baselines) even when the models are given 100% correct labels. This suggests that designing experiments with datasets that can be meaningfully solved using in-context learners may be more important than previously understood.

3.3 Input-Label Pairing is Just One of the Puzzles

Input-label correspondence is one of the aspects of possible in-context label demonstrations, the others including label-space demonstration. However, it is unclear whether label-space and input-label correspondence can complement each other in the absence of explicit demonstration of the other. For example, pretrained language models may be able to deduce sentence-sentiment mappings from the mentions of sentiment labels alone through inductive bias.

Prior work (Min et al., 2022) showed significant performance degradation in the absence of both aspects of label demonstration, but the results beg the question: could the significant degradation have been caused by *complete lack of label demonstration*? To find out, we conduct additional ablation studies to study the performance under the demonstration of input-label pairings but not of the explicit label space.

Specifically, we conduct an experiment where each label class is replaced by a random alphabet character, which is a prior-free representation of the label. We found that replacing gold labels with random labels from the label space without disrupting the input-label correspondence performs on par with, or sometimes even outperforming, the random-label baseline (Figure 9). This supports

our theory that controlling a specific component in label demonstration is not as simple as employing random labels from the label space.

4 Discussion and Limitations

Ground-truth labels are indeed just one puzzle. Prior work from Min et al. (2022) conduct extensive experiments on diverse components of in-context demonstrations, and find out that various components contribute to successful in-context learning. Whereas, our work conduct intensive experiments on the impact of GT labels. Our analysis shows that GT labels are strongly correlated with end task performance. However, our experiments also suggests that other components of in-context demonstrations are also crucial which is in line with Min et al. (2022).

Why is Channel inference less sensitive to correct labels? When using Channel inference, performance drop due to label corruption is not as significant as in Direct inference. We hypothesize that this is because while generating longer sentences, prediction distribution from Channel model are more affected by the pre-trained prior rather than current context. This result is in line with Min et al. (2022), where removing the output space does not lead to significant drop in the Channel inference. This is also related to the fact that Channel inference is more robust to demonstration (Min et al., 2021).

Diverse LMs may have varying results. Despite the effort of systematically analyzing the in-context learning, current results lack generalization throughout diverse LMs, since our experiments mainly covers GPT-J and only few cases are covered in GPT-3. As shown in Section 2 minor experimental change may lead dramatic difference in end results. Likewise, as mentioned in Min et al. (2022) meta-training may change the behavior of LMs. Systematical analysis on diverse LMs may show varying results from what we conjectured.

Recent advances in in-context learning. Prior works show that end task performance of in-context learning is highly sensitive to diverse aspects, including label balance (Zhao et al., 2021), order of demonstrations (Lu et al., 2021), and human-likeness of the demonstration (Reynolds and McDonnell, 2021). Corrupting labels may lead to unexpected distributional shift, which in result degrades

the end task performance. When applying techniques (Lu et al., 2021; Zhao et al., 2021) that minimize the distributional shift, the overall trend can become different. Applying these techniques will further shed light into the true impact of correct input-label mapping.

5 Conclusion and Future Work

In this work, we take a closer look at how input-label relationships affect in-context learning performance. To quantitatively analyze the impact of input-label mappings in in-context learning, we proposed novel metrics, GLER and label sensitivity. Through extensive experiments in various set-ups, we find that the ground-truth input-label mapping is a crucial component for successful in-context learning compared to the previous belief.

While our experiments claim the importance of ground-truth labels for in-context learning, this tendency may differ with other variables, e.g., additional techniques (Lu et al., 2021; Zhao et al., 2021) and various types of language models, such as ones that were pretrained with multi-task learning or meta-learning. Our follow-up study aims to explore if our findings still hold for various conditions in in-context learning. Furthermore, we plan to explore the possibility of comprehensively disentangling the components of prompt demonstrations under the influence of inductive bias.

References

- Tom Brown, Benjamin Mann, Nick Ryder, Melanie Subbiah, Jared D Kaplan, Prafulla Dhariwal, Arvind Neelakantan, Pranav Shyam, Girish Sastry, Amanda Askell, et al. 2020. Language models are few-shot learners. *Advances in neural information processing systems*, 33:1877–1901.
- Aakanksha Chowdhery, Sharan Narang, Jacob Devlin, Maarten Bosma, Gaurav Mishra, Adam Roberts, Paul Barham, Hyung Won Chung, Charles Sutton, Sebastian Gehrmann, et al. 2022. Palm: Scaling language modeling with pathways. *arXiv preprint arXiv:2204.02311*.
- Yao Lu, Max Bartolo, Alastair Moore, Sebastian Riedel, and Pontus Stenetorp. 2021. Fantastically ordered prompts and where to find them: Overcoming few-shot prompt order sensitivity. *arXiv preprint arXiv:2104.08786*.
- Sewon Min, Mike Lewis, Hannaneh Hajishirzi, and Luke Zettlemoyer. 2021. Noisy channel language model prompting for few-shot text classification. *arXiv preprint arXiv:2108.04106*.
- Sewon Min, Xinxin Lyu, Ari Holtzman, Mikel Artetxe, Mike Lewis, Hannaneh Hajishirzi, and Luke Zettlemoyer. 2022. Rethinking the role of demonstrations: What makes in-context learning work? *arXiv preprint arXiv:2202.12837*.
- Alec Radford, Jeffrey Wu, Rewon Child, David Luan, Dario Amodei, Ilya Sutskever, et al. 2019. Language models are unsupervised multitask learners. *OpenAI blog*, 1(8):9.
- Jack W Rae, Sebastian Borgeaud, Trevor Cai, Katie Millican, Jordan Hoffmann, Francis Song, John Aslanides, Sarah Henderson, Roman Ring, Susannah Young, et al. 2021. Scaling language models: Methods, analysis & insights from training gopher. *arXiv preprint arXiv:2112.11446*.
- Laria Reynolds and Kyle McDonell. 2021. Prompt programming for large language models: Beyond the few-shot paradigm. In *Extended Abstracts of the 2021 CHI Conference on Human Factors in Computing Systems*, pages 1–7.
- Timo Schick and Hinrich Schütze. 2020. Exploiting cloze questions for few shot text classification and natural language inference. *arXiv preprint arXiv:2001.07676*.
- Seongjin Shin, Sang-Woo Lee, Hwijee Ahn, Sungdong Kim, HyoungSeok Kim, Boseop Kim, Kyunghyun Cho, Gichang Lee, Woomyoung Park, Jung-Woo Ha, et al. 2022. On the effect of pretraining corpora on in-context learning by a large-scale language model. *arXiv preprint arXiv:2204.13509*.
- Shaden Smith, Mostofa Patwary, Brandon Norick, Patrick LeGresley, Samyam Rajbhandari, Jared Casper, Zhun Liu, Shrimai Prabhunoye, George Zerveas, Vijay Korthikanti, et al. 2022. Using deepspeed and megatron to train megatron-turing nlg 530b, a large-scale generative language model. *arXiv preprint arXiv:2201.11990*.
- Romal Thoppilan, Daniel De Freitas, Jamie Hall, Noam Shazeer, Apoorv Kulshreshtha, Heng-Tze Cheng, Alicia Jin, Taylor Bos, Leslie Baker, Yu Du, et al. 2022. Lamda: Language models for dialog applications. *arXiv preprint arXiv:2201.08239*.
- Ben Wang and Aran Komatsuzaki. 2021. GPT-J-6B: A 6 Billion Parameter Autoregressive Language Model. <https://github.com/kingoflolz/mesh-transformer-jax>.
- Sang Michael Xie, Aditi Raghunathan, Percy Liang, and Tengyu Ma. 2022. An explanation of in-context learning as implicit bayesian inference. In *International Conference on Learning Representations*.
- Zihao Zhao, Eric Wallace, Shi Feng, Dan Klein, and Sameer Singh. 2021. Calibrate before use: Improving few-shot performance of language models. In *International Conference on Machine Learning*, pages 12697–12706. PMLR.