

GENEVA: Pushing the Limit of Generalizability for Event Argument Extraction with 100+ Event Types

Tanmay Parekh[†] I-Hung Hsu[‡] Kuan-Hao Huang[†]
Kai-Wei Chang[†] Nanyun Peng[†]

[†]Computer Science Department, University of California, Los Angeles

[‡]Information Science Institute, University of Southern California

{tparekh, khhuang, kwchang, violetpeng}@cs.ucla.edu
{ihunghsu}@isi.edu

Abstract

Numerous events occur worldwide and are documented in news, social media, and various online platforms in raw text. Extracting useful and succinct information about these events is crucial to various downstream applications. Event Argument Extraction (EAE) deals with the task of extracting event-specific information from natural language text. In order to cater to new events and domains in a realistic low-data setting, there is a growing urgency for EAE models to be generalizable. Consequentially, there is a necessity for benchmarking setups to evaluate the generalizability of EAE models. But most existing benchmarking datasets like ACE and ERE have limited coverage in terms of events and cannot adequately evaluate the generalizability of EAE models. To alleviate this issue, we introduce a new dataset GENEVA covering a diverse range of 115 events and 187 argument roles. Using this dataset, we create four benchmarking test suites to assess the model’s generalization capability from different perspectives. We benchmark various representative models on these test suites and compare their generalizability relatively. Finally, we propose a new model SCAD that outperforms the previous models and serves as a strong benchmark for these test suites.

1 Introduction

Event Argument Extraction (EAE) aims at extracting structured information of event-specific argument roles from natural language text. It is fundamental for the task of Event Extraction and has been well-studied in the domain of Information Extraction (IE) (Sundheim, 1992; Grishman and Sundheim, 1996).

An *event* is a specific occurrence involving multiple participants and is labeled with a pre-defined *event type*. An *event mention* is a sentence in which the event is described, while the word phrase which evokes the event in the event mention is called *event*

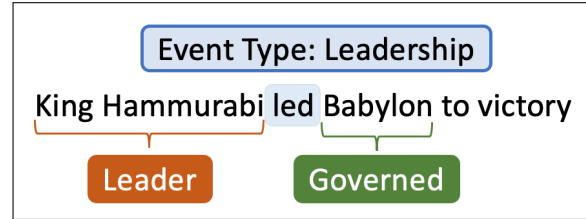


Figure 1: An illustration of the task of Event Argument Extraction for the Leadership event type. The task aims at extracting event-specific roles like Leader and Governed from the input sentence.

trigger. An *event argument* is a word phrase that mentions an event-specific attribute or participant and is labeled with a specific *argument role*. The task of EAE aims at identifying event arguments in event mentions and classifying them into argument roles using event type and trigger as the input. We provide an illustration of this task for the event of *Leadership* in Figure 1 where the event trigger is highlighted in blue. Here, EAE models are expected to extract the argument roles of *Leader* as *King Hammurabi* and *Governed* as *Babylon* from the sentence. Overall, EAE has been fundamental to a wide range of applications like building knowledge graphs (Zhang et al., 2020), question answering (Berant et al., 2014), and various other NLP applications (Hogenboom et al., 2016; Yang et al., 2019b).

Practically, there are a wide range of new events in various domains like political, bio-medical, etc being documented in social media and news articles all over the world. EAE models can be elemental in swiftly extracting structured information about these events. But since these events are new, there is limited or no annotated EAE data available for them. Furthermore, annotating data for these new events can be resource-heavy and expensive in nature. This motivates the need for EAE models to be generalizable and perform well in these realistic low-data settings. In turn, this underlines the ne-

cessity for benchmarking setups covering a diverse range of events to test the robustness and generalizability of EAE models in low-data settings.

Most existing EAE datasets have good amounts of data, but cover only a limited number of event types and argument roles. The standard benchmarking dataset of ACE (Doddington et al., 2004) cover about 33 event types and 22 argument roles¹, whereas ERE (Song et al., 2015) covers 38 event types and 21 argument roles. Thus, these datasets can not adequately evaluate the generalizability of EAE models on a wide-range of diverse events. Motivated similarly, Wang et al. (2020) introduced a human-labeled dataset MAVEN spanning a massive 168 event types. But the applicability of this dataset is limited to the task of Event Detection (ED) and it can't be utilized for benchmarking EAE models.

Towards this end, we introduce a new dataset GENEVA (Generalizability BENCHmarking dataset for EVent Argument Extraction) for the task of EAE covering a broad range of 115 events and 187 argument roles. We utilize an existing semantic role labeling dataset FrameNet (Baker et al., 1998) and perform selective filtering and merging to create the GENEVA dataset. In order to evaluate the generalizability of EAE models in realistic settings, we present four benchmarking test suites using this dataset: (1) low-resource, (2) few-shot, (3) zero-shot, and (4) cross-type transfer. Low-resource and few-shot setups test the model's ability to learn from limited training data. On the other hand, zero-shot and cross-type transfer test suites assess the model's capability to generalize to unseen events and argument roles.

Furthermore, we conduct a thorough evaluation of the generalizability of different representative EAE models by benchmarking them on our test suites. Traditional approaches for EAE are classification-based, but these approaches do not perform well in the low-data settings and cannot generalize in the zero-shot setting (Liu et al., 2020; Hsu et al., 2022). Recently, DEGREE (Hsu et al., 2022) which is a generative approach, has shown robust performance in the low-data setting. However, DEGREE requires manual human annotation per new event type and thus, can not scale to a large number of event types and argument roles. To alleviate this issue, we introduce a new model SCAD (SCaled and Automated DEGREE) - which refines

DEGREE with automated heuristics. We establish the superior generalizability of SCAD, as it outperforms other baseline models on the benchmarking test suites.

To sum up, we make the following contributions:

- (1) We introduce a new dataset GENEVA for the task of EAE, covering a wide range of diverse events and argument roles. We set up four realistic low-data benchmarking test suites using this dataset to evaluate the generalizability of EAE models.
- (2) We evaluate various representative state-of-the-art EAE models on our test suites. We introduce a new model SCAD which outperforms the previous baselines and sets a new benchmark for these test suites.

2 Related Work

Event Extraction Datasets ACE (Doddington et al., 2004) is one of the earliest and most used datasets for benchmarking EAE model performance. The ACE event schema is further simplified and extended to ERE (Song et al., 2015). ERE was later used to create various TAC KBP Challenges (Ellis et al., 2014, 2015; Getman et al., 2017). But these datasets cover only a limited amount of event types and argument roles, and thus, can't be utilized to adequately evaluate the generalizability of EAE models. Recently, MAVEN (Wang et al., 2020) introduced a massive dataset spanning a wide range of event types. But the applicability of this dataset is limited to the task of Event Detection (ED) and can't be used for EAE. DocEE (Anonymous, 2022) is recently introduced large-scale dataset aimed at document-level event extraction. Contrastively, our work focuses on sentence-level EAE in the realistic low-data setting.

In our work, we introduce a new dataset GENEVA covering a broad range of diverse event types and argument roles for the task of EAE. We create various low-data benchmarking test suites to better evaluate the generalizability of EAE models.

Event Argument Extraction Models Traditionally, EAE has been formulated as a classification problem (Nguyen et al., 2016). Previous classification-based approaches methods have utilized pipelined approaches (Yang et al., 2019a; Wadden et al., 2019) as well as incorporating global features for joint inference (Li et al., 2013; Yang and Mitchell, 2016; Lin et al., 2020). However,

¹Following the OneIE preprocessing steps.

these traditional approaches are data-hungry and do not generalize well in the low-data setting (Liu et al., 2020; Hsu et al., 2022). To improve the generalizability, some works have explored better usage of label semantics by formulating EAE as a Question-Answering (QA) task (Liu et al., 2020; Li et al., 2020; Du and Cardie, 2020). Recent approaches have explored the use of generative models for classification and structured prediction for better generalizability (Schick and Schütze, 2021a,b). TANL (Paolini et al., 2021) treats EAE as a translation between augmented languages. Bart-Gen (Li et al., 2021) is another generative approach that focuses on document-level EAE. DEGREE (Hsu et al., 2022) is a recently introduced state-of-the-art generative model which has shown better performance in the low-data regime.

Due to the limitation of prior benchmarking datasets, these models have not been evaluated for generalizability on a diverse range of events. In our work, we benchmark various classes of previous models on a bunch of different test suites created using our dataset GENEVA. Furthermore, we propose a new model SCAD, which is a refined version of DEGREE. It outperforms previous models and serves as a strong baseline for future works.

3 GENEVA Dataset

Annotating data for EAE for a diverse set of events is a resource-heavy and expensive process. Thus, we utilize an existing dataset FrameNet to create a wide-coverage dataset for EAE.

3.1 Framenet for EAE

FrameNet (Baker et al., 1998) is primarily a semantic role-labeling dataset annotated by expert linguists (Gildea and Jurafsky, 2000). The annotation schema follows the theory of Frame Semantics (Fillmore et al., 1976; Fillmore and Baker, 2010) and it comprises of 1200+ semantic frames. The definition for a *frame* is rather loose and can be understood as the holistic background that unites similar words². For each frame, there are annotations for frame-specific semantic roles (also called *frame elements*) and words that evoke the frame (labeled as *lexical units*).

FrameNet can be utilized for Event Extraction by mapping *frames* as events, *lexical units* as event triggers and *frame elements* as argument roles

²<https://web.stanford.edu/~jurafsky/slp3/19.pdf>

Frame	Frame Elements
Visiting	Agent, Entity, Dependent state, Depictive, Duration, Frequency, Iterations, Manner, Means, Time, Normal location, Purpose, Place
Travel	Area, Path, Source, Goal, Mode of Transportation, Traveler, Direction, Baggage, Depictive, Descriptor, Distance, Means, Duration, Manner, Frequency, Time, Iterations, Period of iterations, Purpose, Result, Travel Means, Co-participant, Explanation, Speed

Table 1: An illustration of the complex frame structure for two different frames from the FrameNet dataset. Frame elements in the same color are merged into a single argument role, while frame elements in gray are filtered out.

(Aguilar et al., 2014). Contrastingly, its applicability to EAE has been limited. This is primarily because FrameNet is a semantic role labeling dataset and it prioritizes lexicographic and linguistic completeness (Aguilar et al., 2014). On the other hand, event extraction is a higher-level task and requires extracting distinct and succinct information. This difference leads to two major challenges in using FrameNet for EAE: (1) FrameNet frames are too fine-grained and many times indistinguishable from the aspect of event extraction, and (2) FrameNet frames have a complex and intricate structure comprising of a wide range of frame elements.

We provide an example of these challenges in Table 1 for two distinct frames from Framenet - *Visiting* and *Travel*. From the perspective of EAE, these frames are quite similar and can be merged into a singular event. Furthermore, we observe the wide range of frame elements that these two frames have. However, from a practical standpoint, many of the frame elements are rarely used (e.g. *Periods of iteration*) while some of them are quite generic (eg. *Manner*). Only a partial portion of these arguments are indeed appropriate for EAE.

3.2 Creation of GENEVA

In order to overcome the challenges described in the above section, we perform several operations on FrameNet and transform it into our proposed dataset GENEVA. The first operation includes the selection of frames and creating the event schema.

Dataset	#Sentences	#Event Types	#Arg Types	#Event Mentions	#Arg Mentions	Avg. Event Mentions	Avg. Arg Mentions
ACE	18,927	33	22	5,055	6,040	153.18	274.55
ERE	17,108	38	21	7,284	10,479	191.68	499
GENEVA	3,673	115	187	7,576	11,163	65.88	59.7

Table 2: Statistics for the different datasets for Event Argument Extraction. The third and fourth columns indicate the unique number of event types and argument roles. The fifth and sixth column are the number of event and argument mentions in the dataset. The last two columns indicate the average number of mentions per event and argument role.

The second operation involves formalizing the argument roles for each event. We describe each of these operations in more detail below.

Event Schema Creation In order to overcome the first challenge of using FrameNet, we define a more coarse-grained event scheme using the original FrameNet frame schema. For consistency purposes, we follow the event schema generation process as described by MAVEN (Wang et al., 2020). This involves recursive selection and merging of frames using frame relations to combine similar frames into a single event (e.g. *Visiting* and *Travel*). We further filter out frames that are not relevant to EAE (e.g. *Accuracy*). We set a minimum data requirement to 5 event mentions and remove frames that do not meet that criteria (e.g. *Lighting*). Finally, we create an event schema comprising of 115 events for our dataset GENEVA, covering up to 36% of the original FrameNet dataset. We organize our events into the hierarchical event schema devised by MAVEN (shown in Appendix A).

Formalizing Argument Roles We tackle the second challenge of FrameNet by simplifying the frame element structure via selective filtering and merging. As shown in Figure 1, many frame elements are rarely used in event mentions, while some are quite generic in nature. We filter out such frame elements by only considering the *core* frame elements or the event-specific argument roles. We highlight the filtered out non-core frame elements in gray in Table 1. Furthermore, various frame elements are similar in nature but distinctively labeled in FrameNet (e.g. *Agent* in *Visiting* frame and *Traveler* in *Travel* frame). In order to facilitate better overlap of argument roles across events and reduce redundancy, we manually merge various such frame elements (highlighted by different colors in Table 1). The event schema in GENEVA finally comprises of 187 unique argument roles.

3.3 Data Analysis

In this section, we show how GENEVA is different from previous datasets like ACE/ERE and is more realistic to benchmark EAE models in the low-data setting. Towards this end, we provide various data analyses to support these claims.

The major statistics for GENEVA are shown in Table 2 along with its comparison with the other standard EAE benchmarking datasets like ACE and ERE. We observe that GENEVA has far lesser sentences compared to ACE/ERE datasets. On the other hand, it has thrice the number of event types and 8 times the number of argument roles relative to ACE/ERE. Furthermore, the number of event and argument role mentions is more than the previous datasets. Naturally, the average number of mentions per event and argument role (refer to the last two columns in Table 2) is much lesser for GENEVA. These statistics clearly show how GENEVA is more diverse than the previous datasets while also being more challenging.

We show the distribution of event mentions per event type for GENEVA in Figure 2. We observe a highly skewed distribution with 44 event types having less than 25 event mentions. Furthermore, 93 event types have less than 100 event mentions. We believe that this resembles a more practical scenario where there is a wide range of events with limited event mentions while a few events have a large number of mentions.

Due to the high number of event types and argument roles, GENEVA is also a dense dataset with an average of 2 events and 3 arguments per sentence (can be deduced from Table 2). To analyze this further, we plot the distribution of argument roles per sentence³ for ACE, ERE, and GENEVA in Figure 3. We observe that more than

³We remove sentences with zero event mentions in the distribution for ACE and ERE.

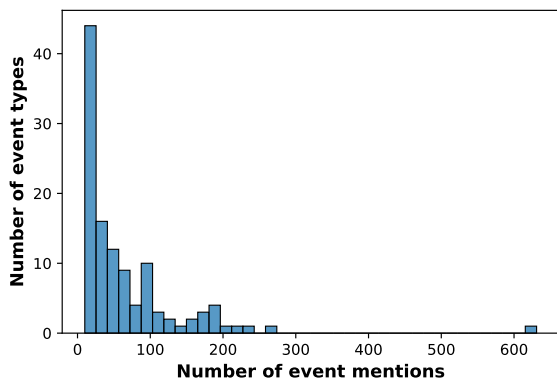


Figure 2: Distribution of event types by the number of event mentions in GENEVA.

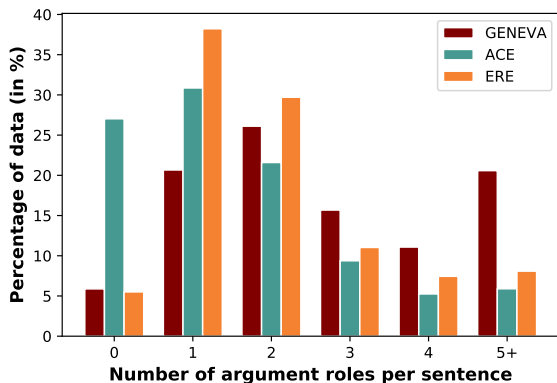


Figure 3: Argument roles per sentence as percentage of data for ACE, ERE and GENEVA datasets.

25% of the sentences have zero argument mentions for ACE. ERE has a high proportion of sentences (> 65%) with 1-2 argument roles. On the other hand, GENEVA is denser dataset with almost 50% of sentences with 3 or more arguments and more than 20% of sentences with 5 or more arguments.

Overall, we show how GENEVA is distinctively different and more diverse than the previous benchmarking datasets. Furthermore, the realistic distribution of events and argument roles makes it an ideal testbench for evaluating the generalizability of EAE models.

3.4 Benchmarking Test Suites

With a focus on the evaluation of the generalizability of the EAE models, we fabricate four benchmarking test suites clubbed into two higher-level data settings. We describe each of these data settings in more detail below.

	LR/FS	ZR	CTT
# Test Sentences	928	1,784	3,339

Table 3: Data statistics of the number of test sentences for the different benchmarking test suites.

Limited Training Data This first data setting aims at mimicking the realistic scenario when there are fewer annotations available for the target events. This evaluates the model’s ability to learn from limited training data. We present two test suites for this setting: (1) Low resource (LR) and (2) Few-shot (FS). For the low resource test suite, we create small training data by randomly sampling n event mentions⁴. We record the model performance across a spectrum from extremely low resource ($n = 1$) to moderately resource ($n = 1200$). On the other hand, for the few-shot test suite, we create training data by sampling n event mentions uniformly across all events. This sampling strategy avoids biases towards events with higher training data and assesses the model’s ability to perform well uniformly across events. We study the model performance from one-shot ($n = 1$) to five-shot ($n = 5$) for this test suite.

No Training Data The second data setting focuses on the extreme yet practical scenario when there is no annotation available for the target events. These scenarios test the model’s capability to generalize to unseen events and argument roles. For this data setting, we propose two test suites: (1) Zero-shot (ZS) and (2) Cross-type Transfer (CTT). For the zero-shot test suite, we simulate a real-world setup by choosing the top 10 events in terms of data availability as part of the training corpus and the remaining 105 events for the testing corpus. Intending to study the impact of event diversity on the zero-shot model performance, we create three training datasets by sampling a fixed 450 sentences⁵ for m events from the larger training corpus. We vary m from a single most-frequent event to 10 events. The final test suite of cross-type transfer evaluates generalizability in terms of model’s transfer learn-

⁴Due to a high variation in the number of the event mentions per sentence, a fixed number of sampled sentences from the training data could have a varied number of event mentions. In order to discount this variability, we create the sampled training data such that each of them has a fixed number of n event mentions.

⁵Fixing the training data size removes the confounding variable of data size for the study.

ing strength. Adhering to the hierarchical event schema (refer to Appendix A), we curate a training dataset comprising of events of a single abstraction type (e.g. Scenario), while the test dataset comprises of events of all other abstraction types.

We report the test data statistics for each benchmarking suite in Table 3. For each of the test suites involving sampling, we sample 5 different datasets⁶ and report the average model performance to account for the sampling variation. We believe that these different test suites can adequately evaluate the generalizability of the EAE models in various realistic scenarios.

4 Methodology

In our work, we propose a new model SCAD, which builds atop an existing generative EAE model DEGREE. In this section, we first briefly introduce the original DEGREE model and then discuss our refinements to the model.

4.1 DEGREE

DEGREE (Hsu et al., 2022) is a recent state-of-the-art EAE model and has shown superior performance in the low-data setting. DEGREE⁷ is a generative model which utilizes natural sentence templates as part of prompts to extract argument roles. It modifies the structured output into a natural text sentence to better leverage the language modeling pre-training objective, and this fundamentally helps the model generalize faster. It is essentially an encoder-decoder architecture that uses a passage-prompt combination as input to generate an output natural text (as shown in the top half of Figure 4). The argument roles are then extracted from this generated output text. The input prompt comprises of three components - (1) *Event Type Description* which provides a definition of the given event type, (2) *Query Trigger* which indicates the trigger word for the event, and (3) *EAE Template* which is a natural sentence combining the different argument roles of the event. We provide an illustration of each of these three components in the bottom half of Figure 4.

Despite the superior performance of DEGREE in the low-data setting, it can not be evaluated on the GENEVA benchmarks directly. This is mainly because DEGREE requires manual human effort

⁶We release all the datasets for reproducibility and future benchmarking.

⁷For our work, we consider the EAE version of DEGREE.

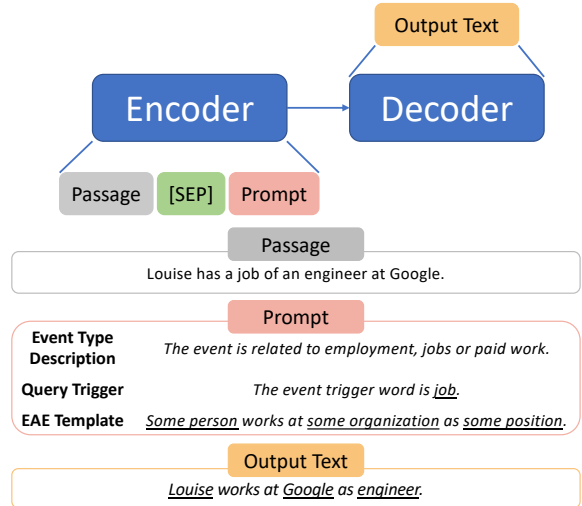


Figure 4: Model diagram for the DEGREE model shown in the top half. On the bottom half, there is an illustration of a manually created prompt for the event type Employment.

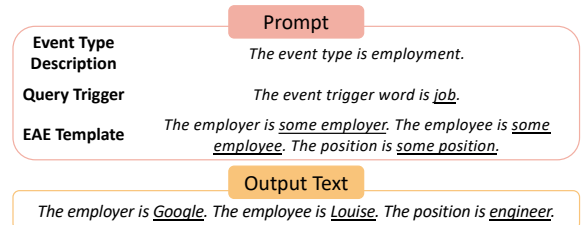


Figure 5: An illustration of an automatically generated prompt by the SCAD model for the event type Employment.

for the creation of templates and event descriptions for every event type. This would not be scalable as GENEVA has 115 event types and 187 argument roles. Thus, there is a need to automate the manual human effort to scale up DEGREE to a broad range of new events.

4.2 SCAD

SCAD exploits the same working principle of using natural language prompts as DEGREE, while scaling up the model via automated heuristics. DEGREE majorly has two manual components in the prompt - (1) Event Type Description and (2) EAE Template. We describe the automation of these components by SCAD in more detail below.

4.2.1 Automating Event Type Description

Event type description is a natural language sentence describing the event type. In order to automate, we propose two simple heuristics - (1) No description, and (2) Event Type Mention. The first

one completely removes the event type description from the prompt. The second heuristic creates a natural language while only mentioning the event type. We use the second heuristic as part of the SCAD model and show an illustration of the same in Figure 5.

4.2.2 Automating EAE Template

EAE template generation in DEGREE can be split into two subtasks, which we describe in further detail below.

Argument Role Mapping This subtask deals with mapping the argument role with some pronoun or placeholder phrase. For example, the argument role *Target* is mapped to "*some facility, someone, or some organization*" in Figure 4. The model learns to replace these placeholders with the event argument from the passage. But mapping each unique argument role to its corresponding placeholder requires commonsense knowledge, rendering this subtask manual in nature.

For automating this mapping, we experiment with two simple heuristics - (a) Default mapping, and (b) Self mapping. Default mapping maps each argument role to a default placeholder of *something*. Whereas, self mapping maps each argument role to a placeholder *some {arg-name}*, where *{arg-name}* is the argument role. For example, the argument role *Target* would be mapped to *some target*. SCAD utilizes self mapping for automating this subtask and an illustration is provided in Figure 5.

Template Generation The second subtask involves generating a natural sentence combining the placeholder phrases from role mapping (example shown in Figure 4). Since each event is associated with a different set of argument roles, generating a natural language sentence encompassing all different argument role mappings would be a tedious and manual task.

In order to automate this subtask, we create an event-agnostic template comprising of argument-specific mini-sentences. For each argument in the event, we generate a mini-sentence of the form "*The {arg-name} is {arg-map}*." where *{arg-name}* and *{arg-map}* is the argument role and its mapping respectively. For example, the mini-sentence for argument role *Target* with self mapping would be "*The target is some target*". The final event-agnostic template used in SCAD is a concatenation of the argument sentences, as can be seen in Figure 5.

5 Experimental Setup

In this section, we discuss the various baseline models and the evaluation metrics for our experiments.

5.1 Baseline Models

We aim to evaluate the generalizability of various recent representative models on our benchmarking test suites, including models like (1) **DyGIE++** (Wadden et al., 2019), a traditional classification based model utilizing multi-sentence BERT encodings and span graph propagation. (2) **OneIE** (Lin et al., 2020), a multi-tasking objective based model utilizing global features for optimization. (3) **QAEE** (Du and Cardie, 2020), one of the recent models utilizing label semantics by framing EAE as a machine reading comprehension task. We generate question queries of the form "*What is {arg-name}?*" for scaling up QAEE to the wide range of argument roles. We also benchmark our proposed model SCAD with these various baseline models. Furthermore, we explore the impact of pre-training these different models on a previous EAE dataset like ACE and report the model performance.

5.2 Evaluation Metrics

Following the traditional evaluation for EAE tasks, we report the micro-F1 scores for argument classification. To encourage better generalizable performance across the wide range of events, we also use macro-F1 score that reports the average of F1 scores for each event. For the limited data setting, we record the model performance in form of a performance curve, wherein we plot the F1 scores against the number of training instances.

6 Results and Analysis

Similar to the benchmarking setups discussed in Section 3.4, we organize the main experimental results into limited training data and no training data settings. Later we show an analysis of macro-F1 score performance of the different models and finally provide an ablation study for the SCAD model.

6.1 Limited Training Data Results

Limited training data setting comprises of the low resource and the few-shot test suites. We present the results for the model performance in terms of micro-F1 scores for these test suites in Figure 6 and Figure 7 respectively. When trained on complete training data (rightmost point in Figure 6), we

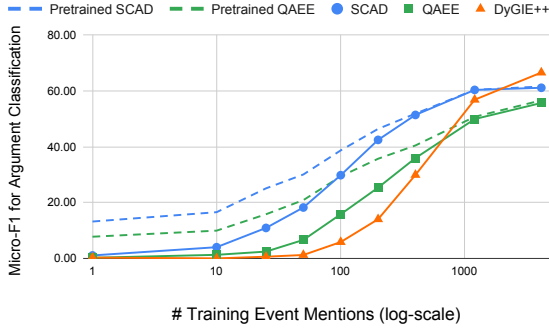


Figure 6: Model performance in micro-F1 scores against the number of training event mentions (log-scale) for the low-resource test suite.

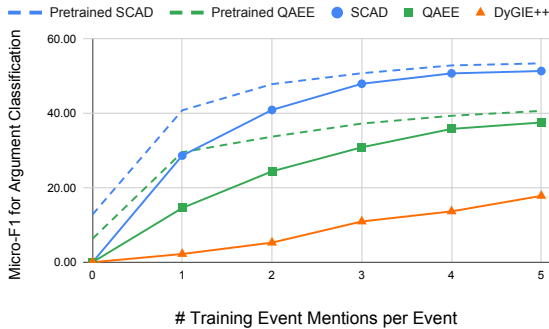


Figure 7: Model performance in micro-F1 scores against the number of training event mentions per event for the few-shot test suite.

observe that DyGIE++ performs the best with an F1-score of 66.62, while SCAD and QAEE follow closely. On the other hand, OneIE achieves a poor F1-score of 38.84 which can be attributed to its model design and the inability to deal with overlapping argument roles. Due to this inferior performance, we do not compare OneIE to the model performance curves in the figures.

Across all sampling scenarios in the low resource and few-shot test suites, we observe that the SCAD model outperforms all other models significantly. This holds true when the models are trained from scratch (the solid lines) as well as when the models are fine-tuned from their ACE pre-trained versions (the dashed lines). This demonstrates the superior generalizability of SCAD (and generally generative approaches) over the other approaches. On the other hand, DyGIE++ which is a traditional classification approach performs well only in the high data setting and exhibits poor performance in the low-data setting.

From both the figures, we observe that pre-

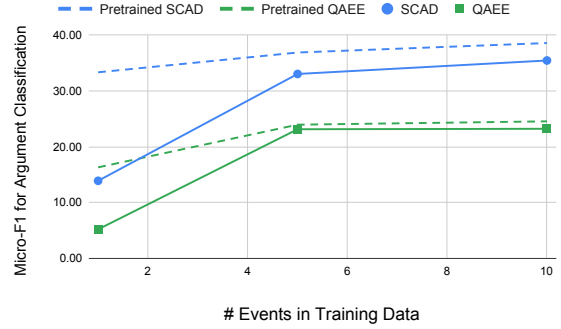


Figure 8: Model performance in micro-F1 scores across different number of training event types (while keeping the amount of data constant) for the zero-shot test suite.

	SCAD	+PT	QAEE	+PT
CTT	27.26	33.09	7.83	16.29

Table 4: Model performance in micro-F1 scores for the cross-type transfer (CTT) test suite. Here, +PT indicates model performance when the model is pre-trained on the ACE dataset.

training the model on the ACE dataset improves the model performance (compared to training from scratch), especially when the training data size is low. But the zero-shot performance (leftmost point in both figures) is rather limiting with 12.83 for SCAD and 6.32 for QAEE. Thus, it’s not trivial to transfer significant model performance from ACE to GENEVA . This indicates how GENEVA is distinctively more challenging than the standard ACE dataset.

6.2 No Training Data Results

This data setting includes the zero-shot and the cross-type transfer test suites. Traditional models like DyGIE++ and OneIE cannot support unseen events or argument roles and thus, we do not include them in the experiments for this data setting.

We show the model performance for SCAD and QAEE in the zero-shot test suite in Figure 8. Similar to the limited data setting, SCAD outperforms the other models and establishes its better generalizability. We further observe performance gains for all models as we increase the number of events in the training data (while keeping the training data size constant). On the other hand, these gains reduce as the number of training events increases. Thus, we conclude that event diversity helps improve zero-shot performance but provides

Model	LR	FS	ZS	CTT
DyGIE++	-4.56	1.02	-	-
QAEE	-4.31	-3.28	-2.69	-0.64
SCAD	-2.36	-1.45	-0.62	-0.1

Table 5: Average difference between the macro-F1 and micro-F1 scores for the models in the different benchmarking test suites. LR = low resource, FS = few-shot, ZS = zero-shot, and CTT = cross-type transfer.

marginally reducing gains.

We present the results for the cross-type transfer test-suite in Table 4. We observe that the SCAD shows great transfer capabilities as it outperforms the QAEE model by a significant margin. The training data for this test suite comprises of all data for 9 events from the Scenario abstraction type (refer to Appendix A). Despite having a good amount of event diversity, we observe that the model performance is poorer for this test suite than the zero-shot test suite with similar number of events. This highlights the additional challenge of transferring across different event types introduced by this test suite.

6.3 Macro-F1 Analysis

Naturally, the trends of the model performance are similar across micro-F1 and macro-F1 scores and might not provide additional insights. Instead, we study the difference between the macro-F1 and the micro-F1 scores. A high difference (face value and not absolute terms) indicates a more uniform performance across all events and lesser bias towards events with higher data, which in turn, establishes better generalizability. We present the average difference between the scores for different models across different test suites in Table 5.

Although DyGIE++ has a high positive difference in the few-shot setting, its absolute micro-F1 scores are super poor (as seen in Figure 7). Overall, we observe that SCAD has the highest difference across most benchmarking test suites. This emphasizes how SCAD generalizes uniformly across all event types. Across the different benchmarking suites, we observe that the difference is more in the no training data setting (ZS and CTT) compared to the limited training data setting (LR and FS). This disparity shows how training data can bias the models towards certain event types and hinder uniform model performance.

7 Conclusion and Future Work

In this paper, we introduce a new EAE dataset GENEVA comprising of a wide range of diverse event types and argument roles. We demonstrate the distinctiveness and the realistic nature of our dataset compared to previous datasets via several data analyses. Utilizing our dataset, we develop four benchmarking test suites in limited and no training data settings to extensively evaluate the generalizability of EAE models. We benchmark various representative EAE models on these test suites and compare their generalizability. Furthermore, we introduce our new model SCAD which shows superior generalization across all different test suites and serves as a strong baseline. In the future, we aim to expand this dataset to include more diverse event types and argument roles. We also intend to improve the automated heuristics for SCAD and in turn, enhance the generalizability furthermore.

References

- Jacqueline Aguilar, Charley Beller, Paul McNamee, Benjamin Van Durme, Stephanie Strassel, Zhiyi Song, and Joe Ellis. 2014. [A comparison of the events and relations across ACE, ERE, TAC-KBP, and FrameNet annotation standards](#). In *Proceedings of the Second Workshop on EVENTS: Definition, Detection, Coreference, and Representation*, pages 45–53, Baltimore, Maryland, USA. Association for Computational Linguistics.
- Anonymous. 2022. Docee: A large-scale and fine-grained benchmark for document-level event extraction. In *Proceedings of the 2022 Conference of the North American Chapter of the Association for Computational Linguistics: Human Language Technologies (NAACL-HLT)*.
- Collin F. Baker, Charles J. Fillmore, and John B. Lowe. 1998. [The Berkeley FrameNet project](#). In *36th Annual Meeting of the Association for Computational Linguistics and 17th International Conference on Computational Linguistics, Volume 1*, pages 86–90, Montreal, Quebec, Canada. Association for Computational Linguistics.
- Jonathan Berant, Vivek Srikumar, Pei-Chun Chen, Abby Vander Linden, Brittany Harding, Brad Huang, Peter Clark, and Christopher D. Manning. 2014. [Modeling biological processes for reading comprehension](#). In *Proceedings of the 2014 Conference on Empirical Methods in Natural Language Processing (EMNLP)*, pages 1499–1510, Doha, Qatar. Association for Computational Linguistics.
- George Doddington, Alexis Mitchell, Mark Przybocki, Lance Ramshaw, Stephanie Strassel, and Ralph

- Weischedel. 2004. [The automatic content extraction \(ACE\) program – tasks, data, and evaluation](#). In *Proceedings of the Fourth International Conference on Language Resources and Evaluation (LREC'04)*, Lisbon, Portugal. European Language Resources Association (ELRA).
- Xinya Du and Claire Cardie. 2020. [Event extraction by answering \(almost\) natural questions](#). In *Proceedings of the 2020 Conference on Empirical Methods in Natural Language Processing (EMNLP)*, pages 671–683, Online. Association for Computational Linguistics.
- Joe Ellis, Jeremy Getman, Dana Fore, Neil Kuster, Zhiyi Song, Ann Bies, and Stephanie M Strassel. 2015. Overview of linguistic resources for the tac kbp 2015 evaluations: Methodologies and results. In *TAC*.
- Joe Ellis, Jeremy Getman, and Stephanie M Strassel. 2014. Overview of linguistic resources for the tac kbp 2014 evaluations: Planning, execution, and results. In *Proceedings of TAC KBP 2014 Workshop, National Institute of Standards and Technology*, pages 17–18.
- Charles J Fillmore and Collin Baker. 2010. A frames approach to semantic analysis. In *The Oxford handbook of linguistic analysis*.
- Charles J Fillmore et al. 1976. Frame semantics and the nature of language. In *Annals of the New York Academy of Sciences: Conference on the origin and development of language and speech*, volume 280, pages 20–32. New York.
- Jeremy Getman, Joe Ellis, Zhiyi Song, Jennifer Tracey, and Stephanie M Strassel. 2017. Overview of linguistic resources for the tac kbp 2017 evaluations: Methodologies and results. In *TAC*.
- Daniel Gildea and Daniel Jurafsky. 2000. [Automatic labeling of semantic roles](#). In *Proceedings of the 38th Annual Meeting of the Association for Computational Linguistics*, pages 512–520, Hong Kong. Association for Computational Linguistics.
- Ralph Grishman and Beth Sundheim. 1996. [Message Understanding Conference- 6: A brief history](#). In *COLING 1996 Volume 1: The 16th International Conference on Computational Linguistics*.
- Frederik Hogenboom, Flavius Frasincar, Uzay Kaymak, Franciska de Jong, and Emiel Caron. 2016. A survey of event extraction methods from text for decision support systems. *Decis. Support Syst.*, 85:12–22.
- I-Hung Hsu, Kuan-Hao Huang, Elizabeth Boschee, Scott Miller, Prem Natarajan, Kai-Wei Chang, and Nanyun Peng. 2022. Degree: A data-efficient generative event extraction model. In *Proceedings of the 2022 Conference of the North American Chapter of the Association for Computational Linguistics: Human Language Technologies (NAACL-HLT)*.
- Fayuan Li, Weihua Peng, Yuguang Chen, Quan Wang, Lu Pan, Yajuan Lyu, and Yong Zhu. 2020. [Event extraction as multi-turn question answering](#). In *Findings of the Association for Computational Linguistics: EMNLP 2020*, pages 829–838, Online. Association for Computational Linguistics.
- Qi Li, Heng Ji, and Liang Huang. 2013. [Joint event extraction via structured prediction with global features](#). In *Proceedings of the 51st Annual Meeting of the Association for Computational Linguistics (Volume 1: Long Papers)*, pages 73–82, Sofia, Bulgaria. Association for Computational Linguistics.
- Sha Li, Heng Ji, and Jiawei Han. 2021. [Document-level event argument extraction by conditional generation](#). In *Proceedings of the 2021 Conference of the North American Chapter of the Association for Computational Linguistics: Human Language Technologies*, pages 894–908, Online. Association for Computational Linguistics.
- Ying Lin, Heng Ji, Fei Huang, and Lingfei Wu. 2020. [A joint neural model for information extraction with global features](#). In *Proceedings of the 58th Annual Meeting of the Association for Computational Linguistics*, pages 7999–8009, Online. Association for Computational Linguistics.
- Jian Liu, Yubo Chen, Kang Liu, Wei Bi, and Xiaojiang Liu. 2020. [Event extraction as machine reading comprehension](#). In *Proceedings of the 2020 Conference on Empirical Methods in Natural Language Processing (EMNLP)*, pages 1641–1651, Online. Association for Computational Linguistics.
- Thien Huu Nguyen, Kyunghyun Cho, and Ralph Grishman. 2016. [Joint event extraction via recurrent neural networks](#). In *Proceedings of the 2016 Conference of the North American Chapter of the Association for Computational Linguistics: Human Language Technologies*, pages 300–309, San Diego, California. Association for Computational Linguistics.
- Giovanni Paolini, Ben Athiwaratkun, Jason Krone, Jie Ma, Alessandro Achille, Rishita Anubhai, Cícero Nogueira dos Santos, Bing Xiang, and Stefano Soatto. 2021. Structured prediction as translation between augmented natural languages. In *9th International Conference on Learning Representations (ICLR)*.
- Timo Schick and Hinrich Schütze. 2021a. [Exploiting cloze-questions for few-shot text classification and natural language inference](#). In *Proceedings of the 16th Conference of the European Chapter of the Association for Computational Linguistics: Main Volume*, pages 255–269, Online. Association for Computational Linguistics.
- Timo Schick and Hinrich Schütze. 2021b. [It’s not just size that matters: Small language models are also](#)

- [few-shot learners](#). In *Proceedings of the 2021 Conference of the North American Chapter of the Association for Computational Linguistics: Human Language Technologies*, pages 2339–2352, Online. Association for Computational Linguistics.
- Zhiyi Song, Ann Bies, Stephanie M. Strassel, Tom Riese, Justin Mott, Joe Ellis, Jonathan Wright, Seth Kulick, Neville Ryant, and Xiaoyi Ma. 2015. From light to rich ERE: annotation of entities, relations, and events. In *Proceedings of the The 3rd Workshop on EVENTS: Definition, Detection, Coreference, and Representation, (EVENTS@HLP-NAACL)*.
- Beth M. Sundheim. 1992. [Overview of the fourth Message Understanding Evaluation and Conference](#). In *Fourth Message Understanding Conference (MUC-4): Proceedings of a Conference Held in McLean, Virginia, June 16-18, 1992*.
- David Wadden, Ulme Wennberg, Yi Luan, and Hananeh Hajishirzi. 2019. [Entity, relation, and event extraction with contextualized span representations](#). In *Proceedings of the 2019 Conference on Empirical Methods in Natural Language Processing and the 9th International Joint Conference on Natural Language Processing (EMNLP-IJCNLP)*, pages 5784–5789, Hong Kong, China. Association for Computational Linguistics.
- Xiaozhi Wang, Ziqi Wang, Xu Han, Wangyi Jiang, Rong Han, Zhiyuan Liu, Juanzi Li, Peng Li, Yankai Lin, and Jie Zhou. 2020. [MAVEN: A Massive General Domain Event Detection Dataset](#). In *Proceedings of the 2020 Conference on Empirical Methods in Natural Language Processing (EMNLP)*, pages 1652–1671, Online. Association for Computational Linguistics.
- Bishan Yang and Tom M. Mitchell. 2016. [Joint extraction of events and entities within a document context](#). In *Proceedings of the 2016 Conference of the North American Chapter of the Association for Computational Linguistics: Human Language Technologies*, pages 289–299, San Diego, California. Association for Computational Linguistics.
- Sen Yang, Dawei Feng, Linbo Qiao, Zhigang Kan, and Dongsheng Li. 2019a. [Exploring pre-trained language models for event extraction and generation](#). In *Proceedings of the 57th Annual Meeting of the Association for Computational Linguistics*, pages 5284–5294, Florence, Italy. Association for Computational Linguistics.
- Yang Yang, Deyu Zhou, Yulan He, and Meng Zhang. 2019b. [Interpretable relevant emotion ranking with event-driven attention](#). In *Proceedings of the 2019 Conference on Empirical Methods in Natural Language Processing and the 9th International Joint Conference on Natural Language Processing (EMNLP-IJCNLP)*, pages 177–187, Hong Kong, China. Association for Computational Linguistics.
- Hongming Zhang, Xin Liu, Haojie Pan, Yangqiu Song, and Cane Wing-Ki Leung. 2020. [ASER: A Large-Scale Eventuality Knowledge Graph](#), page 201–211. Association for Computing Machinery, New York, NY, USA.

A Event Schema Organization for GENEVA

The broad set of events in GENEVA can be organized into a hierarchical structure based on event type abstractions. Adhering to the hierarchical tree structure introduced in MAVEN, we show the corresponding organization for events in GENEVA in Figure 9. The organization mainly assumes five abstract and higher-level event types - Action, Change, Scenario, Sentiment, and Possession. The most populous abstract type is Action with a total of 53 events, while Scenario abstraction has the lowest number of 9 events.

We also study the distribution of event mentions per event type in Figure 10 where the bar heights are indicative of the number of event mentions for the corresponding event type (heights in log-scale). We observe that the most populous event is *Statement* which falls under the Action abstraction type. On the other hand, the least populous event is *Criminal Investigation* which as well belongs to the Action abstraction type.

B Event Schema Overlap between ACE and GENEVA

The GENEVA dataset comprises of a diverse set of 115 event types and it naturally, shares some of these with the ACE dataset. In Figure 10, we show the extent of the overlap of the mapped ACE events in the GENEVA event schema (colored in red). We can observe that although there is some overlap between the datasets, GENEVA brings in a vast pool of new event types.

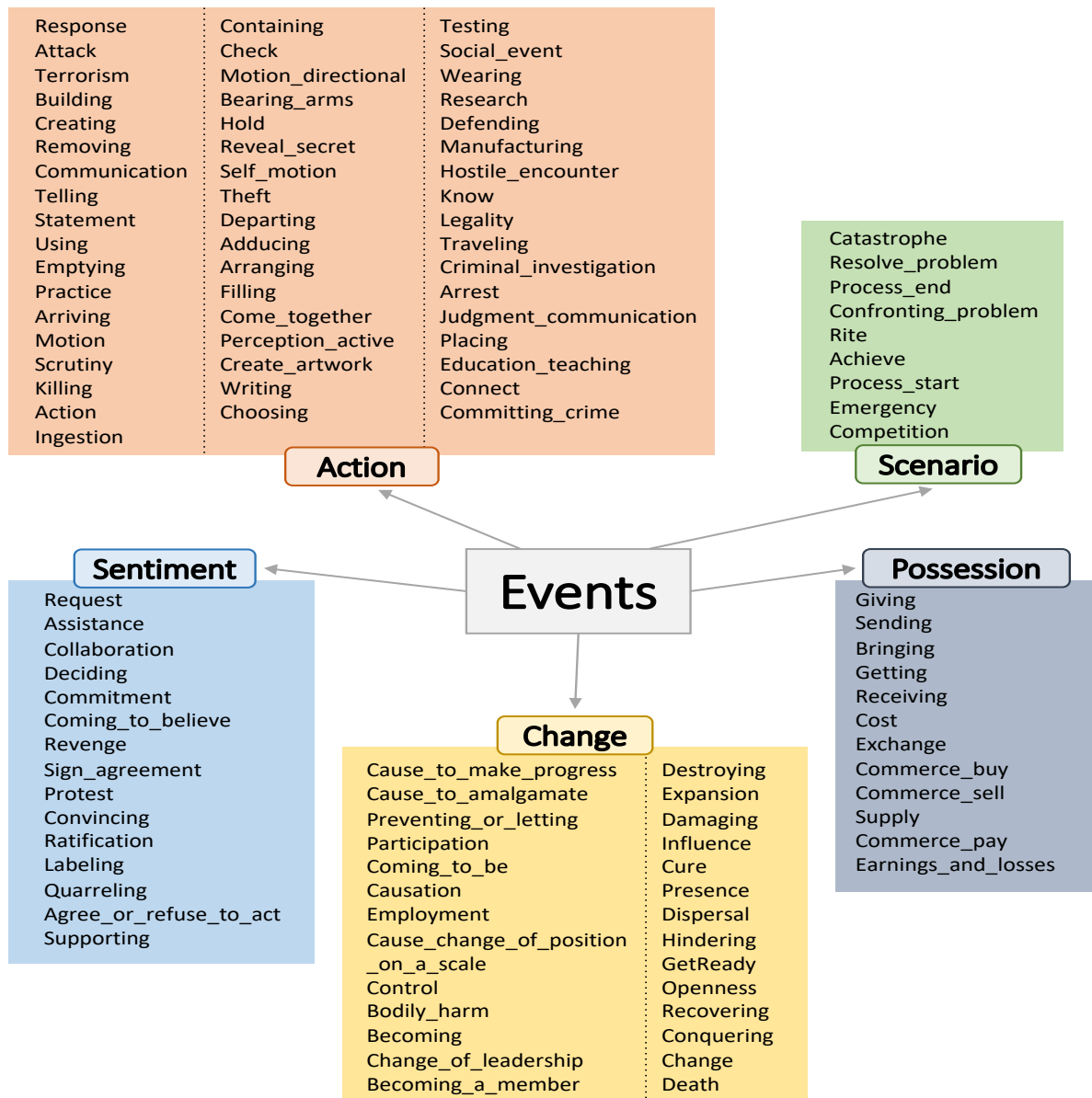


Figure 9: The organization of event types into a hierarchical structure adhering to event schema provided by MAVEN.

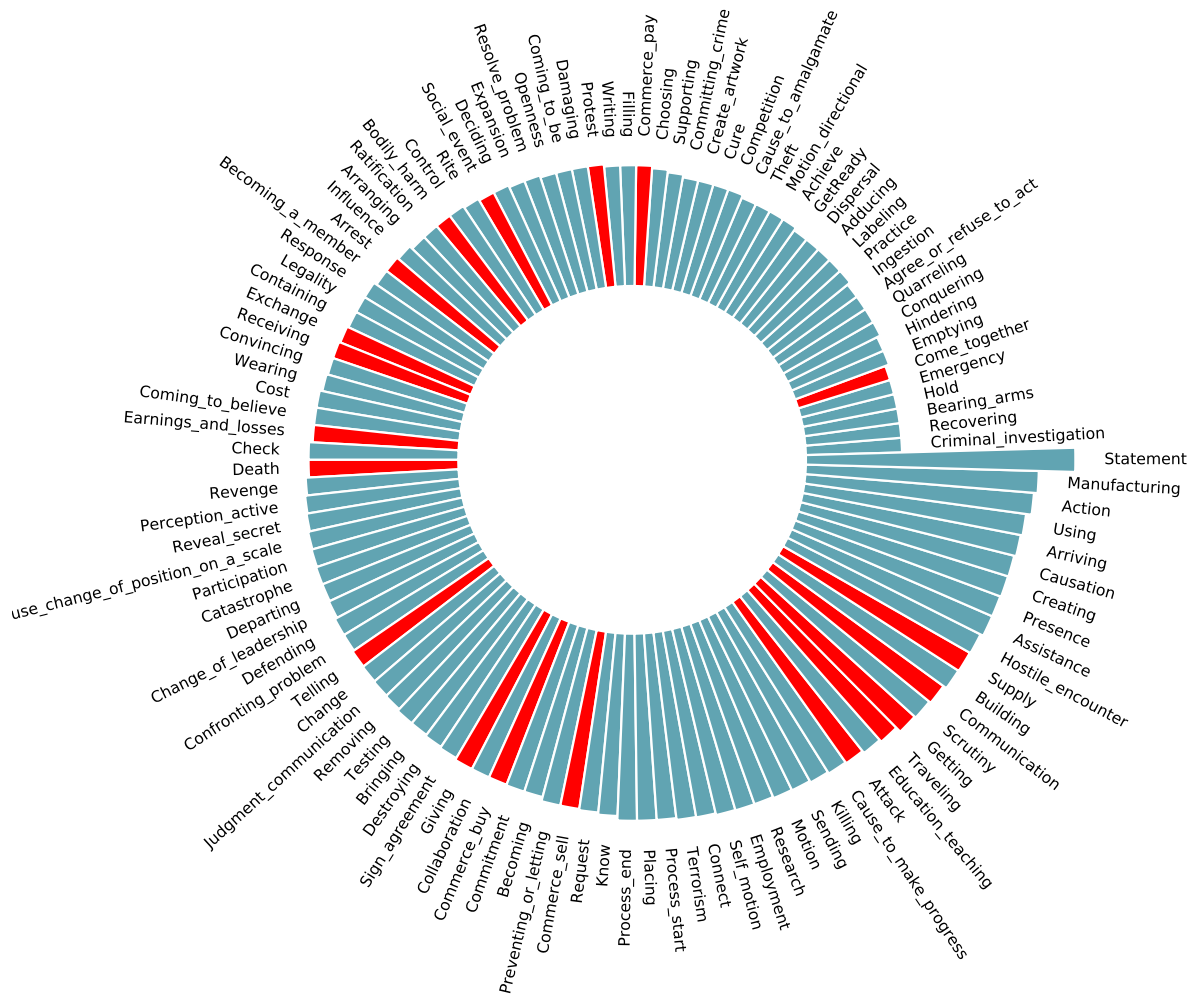


Figure 10: Circular bar plot for the various event types present in the GENEVA dataset. The height of each bar is proportional to the number of event mentions for that event (height is in log-scale). Bars colored in red are the set of overlapping event types mapped from the ACE dataset.