

# Cross-Domain Style Mixing for Face Cartoonization

Seungkwon Kim      Chaeheon Gwak      Dohyun Kim  
Kwangho Lee      Jihye Back      Namhyuk Ahn\*      Daesik Kim\*  
NAVER WEBTOON AI




Figure 1. (a) Our method can stylize faces into multiple cartoon characters at different abstraction levels with a single generator by simply switching the character IDs. (b) Our proposed method can also be extended to a video-to-cartoon application with a few extra modules.

## Abstract

Cartoon domain has recently gained increasing popularity. Previous studies have attempted quality portrait stylization into the cartoon domain; however, this poses a great challenge since they have not properly addressed the critical constraints, such as requiring a large number of training images or the lack of support for abstract cartoon faces. Recently, a layer swapping method has been used for stylization requiring only a limited number of training images; however, its use cases are still narrow as it inherits the remaining issues. In this paper, we propose a novel method called Cross-domain Style mixing, which combines two latent codes from two different domains. Our method effec-

tively stylizes faces into multiple cartoon characters at various face abstraction levels using only a single generator without even using a large number of training images.

## 1. Introduction

Cartoons, which are a composite art form that combines painting and storytelling, have a tremendous number of readers worldwide. An application can best reveal a reader's immersion in cartoons and his/her empathy for a character by enabling him/her to become part of the character itself in an external form (Figure 1). In this respect, portrait

\* indicates equal contribution.

stylization applied to the cartoon domain has an enormous demand. The advancement of deep neural networks, particularly generative adversarial networks (GANs) [7], has shown great progress in portrait stylization of the cartoon domain. Among them, image-to-image (I2I) translation is a notable approach [4, 15]; however, it requires a large number of cartoon images and exhaustive GPU resources. In addition, it often lacks the ability to express character-specific cartoon features, thus limiting its practical application.

To mitigate these issues, Toonify [17] introduced a layer swapping approach that interpolates two StyleGAN2 [13] generators trained in different domains. It can perform a decent portrait stylization using only hundreds of training images. However, this approach suffers from critical quality issues that prevent it from being a robust application. In the results of Toonify, the cartoon styles cannot be expressed in fine detail and the colors may be distorted in some parts of the output images. These problems deteriorate when the texture and abstraction level of the target cartoon character are vastly different from those of human faces, as commonly seen in the style of Japanese animation.

In this paper, we propose a novel method called Cross-domain Style mixing, which combines latent codes from two different domains. We obtain the latent codes for both the input natural face (source domain) and the cartoon (target domain) images and perform style mixing in the same latent space of the layer-swapped generator (Figure 3). In detail, we first carefully design inversion strategies for generating the latent codes for the source and target domains. We employ a pretrained encoder (*e.g.*, ReStyle [2]) for the source domain and a projection protocol for the target domain, both in the expressive  $\mathcal{W}+$  space [1]. This makes the latent codes suitable for combining. Then, we perform style mixing on them in the  $\mathcal{S}$  space (StyleSpace [24]).

Although it successfully preserves the detailed cartoon features, we observed that there is still color distortion in the output, just like in the previous layer swapping method. Our inspection revealed that the layer-swapped generator tends to produce images with color artifacts when taking latent codes as inputs from the pretrained encoder owing to the domain disparity. Hence, we apply tRGB replacement method, which manipulates parts of the style parameters  $s \in \mathcal{S}$  of the input image, enabling the output image to follow the color distribution of the target cartoon domain, and, consequently, it successfully removes the color artifacts.

To the best of our knowledge, this is the first approach that extends conventional style mixing, which only accepts latent codes from the same domain, to enable it to deal with cross-domains. Our method is simple but effective in terms of both quality and stability (Figure 1). In addition, it enables a single generator to perform one-for-all stylizations for cartoon faces at various abstraction levels. This is because our method utilizes character-wise “latent codes,” un-

like the previous methods, which need to prepare character-wise “generators.” We would also like to note that our framework requires neither additional training tricks (*e.g.*, auxiliary loss or regularization) nor extra architectural adjustments other than fine-tuning the StyleGAN2 generator. Therefore, we believe that it is highly applicable to real-world scenarios owing to its high efficiency in training and deployment. Our contributions are summarized as follows:

- We thoroughly investigated the limitations of the layer swapping method as a cartoon stylization that has various abstract faces and styles.
- We propose a simple but quality stylization framework specialized for the cartoon domain. A single generator can stylize faces into multiple cartoon characters by simply switching the character IDs. It only requires minimal training efforts and a training dataset (<100 images for each cartoon character).
- We demonstrate that, when our method is combined with a few extra modules, it can even provide superior photo or video cartoonization results.

## 2. Background

**Portrait stylization.** The neural style transfer [6]-based approach utilizes a pretrained network to perform image stylization [14, 19]. However, it is mostly limited to the geometric deformation of facial features, such as exaggeration in caricatures and comics. Moreover, the GAN-based image-to-image (I2I) paradigm has also been actively studied in this field [10, 15]. Although they can generate attractive stylization results, they only express a limited range of target or input features and rely on a large number of training images, which is not suitable for many real-world scenarios.

Recently, Toonify [17] proposed a layer swapping method to address the aforementioned issues of I2I methods. It swaps the layers of pretrained and fine-tuned StyleGAN2 generators trained in the source and target domains, respectively. The framework shows plausible stylization results using a small number of training images; however, for highly abstract cartoon faces, it often lacks the expression of fine cartoon textures and yields undesired color artifacts, thus limiting its use cases to specific cartoon characters only. In contrast, our method successfully produces fine textures and features of diverse cartoon characters while resolving the unpleasant color artifacts.

**GAN inversion.** The inversion of an image into the latent space of a GAN generator has been an active research area [25]. In general, there are two types of approaches for GAN inversion. One is the optimized-based, which utilizes optimization algorithms to update the latent code such that the loss between the synthesized and the target image is minimized [1, 12]. The other is the encoder-based approach,

which uses a network to map an image into the latent space in a deterministic manner [2, 18, 22]. In our work, we use the ReStyle encoder [2] for the source domain because of its superior reconstruction and expression abilities by employing the  $\mathcal{W}+$  space [1].

### 3. Motivation & Pre-analysis

Although the layer swapping approach produces decent stylization results, we observed that there are two major quality issues when it is applied to the cartoon domain.

First, the layer-swapped generator cannot generate images with faithful cartoon features. When a StyleGAN2 generator produces images sampled from the original  $\mathcal{W}$  space, it has the highest fidelity because the space represents the training distribution [12, 13]. On the other hand, for a layer-swapped generator, the original  $\mathcal{W}$  space is aligned only with the low-resolution layers as these layers and the mapping network come from the FFHQ fine-tuned generator; however, the same  $\mathcal{W}$  space becomes unaligned with the high-resolution layers trained in the cartoon domain. This results in output images lacking detailed cartoon features to be synthesized from the high-resolution layers, thus losing the character-wise identities (Figure 2c).

Second, color distortion exists in the output images. The layer swapping method uses a pretrained encoder to invert a given natural face image into the latent code. We observed that this can cause an unexpected quality degradation, only confined to colors, because the encoder pretrained on the FFHQ dataset only represents color ranges in the source domain, not in the target cartoon domain (Figure 4a).

To mitigate these issues, previous studies adopted latent-consistent fine-tuning and VAE encoder [21] or specifically trained encoder for the layer-swapped generator [18]. However, these approaches assume that the cartoon and natural faces share many features and textures; therefore, they use similarity loss (e.g., perceptual loss between the natural and cartoon faces) as a strong regularization. We observed that such regularization results in outputs that do not apply to the highly abstract or flat cartoon faces, excessively preserving textures and features of the natural faces (Figure 6d).

## 4. Method

We propose a novel portrait stylization method, namely, the Cross-domain Style mixing method, that not only overcomes the limitations of I2I methods but also tackles two critical issues of the layer swapping method, as discussed in Section 3. Unlike those in previous methods [17, 18, 21], our model can express a diverse range of cartoon styles using only a single generator, which provides superior practicality in real-world scenarios.

Previous style mixing methods take two latent codes from the same domain and decode the output through a




Figure 2. Limitation of the layer swapping method. (a) Examples of the cartoon domain dataset. (b) Images generated by the fine-tuned generator. (c) Images generated by the layer-swapped generator. The layer swapping method loses important character-wise cartoon features and instead produces “mixed” faces of the natural and cartoon domains.

pretrained generator. In contrast, we combine the latent codes that belong to different domains (e.g., natural and cartoon faces) and decodes the result using a layer-swapped generator. To do that, we use different inversion methods for each domain and perform style mixing in the  $\mathcal{S}$  space (StyleSpace [24]). We also apply the  $\tau$ RGB replacement method to address the color distortion issue (Figure 3).

### 4.1. Framework

Our method is simple; removing all redundant modeling tricks and architectural complexities introduced in previous studies; accordingly, portrait stylization can be easily performed with minimal effort and resources.

Let the natural face image be  $x^f$  and the cartoon image of a target character ID  $c$  be  $x^c$ . Our goal is to generate  $\hat{x}^c$  by stylizing the input  $x^f$  into the desired character  $c$ . We first construct a layer-swapped generator  $G_{swap}$  as the layer swapping method, replacing the high-resolution layers of the FFHQ pretrained generator with those of the fine-tuned generator trained on the cartoon dataset.

Next, we prepare the character ID-specific latent codes  $w^c$  by randomly sampling  $k$  cartoon images  $x_{1,2,\dots,k}^c$  for each character ID  $c$  from the cartoon dataset and inverting them into the latent space of  $G_{swap}$  using an inversion method for the target domain ( $Inv^{tgt}(\cdot)$ ).

$$w^c = \frac{1}{k} \sum_{i=1}^k Inv^{tgt}(x_i^c) \quad (1)$$

For the inference step, the input face image  $x^f$  is first inverted into the latent code  $w^f$  by the source domain-specific

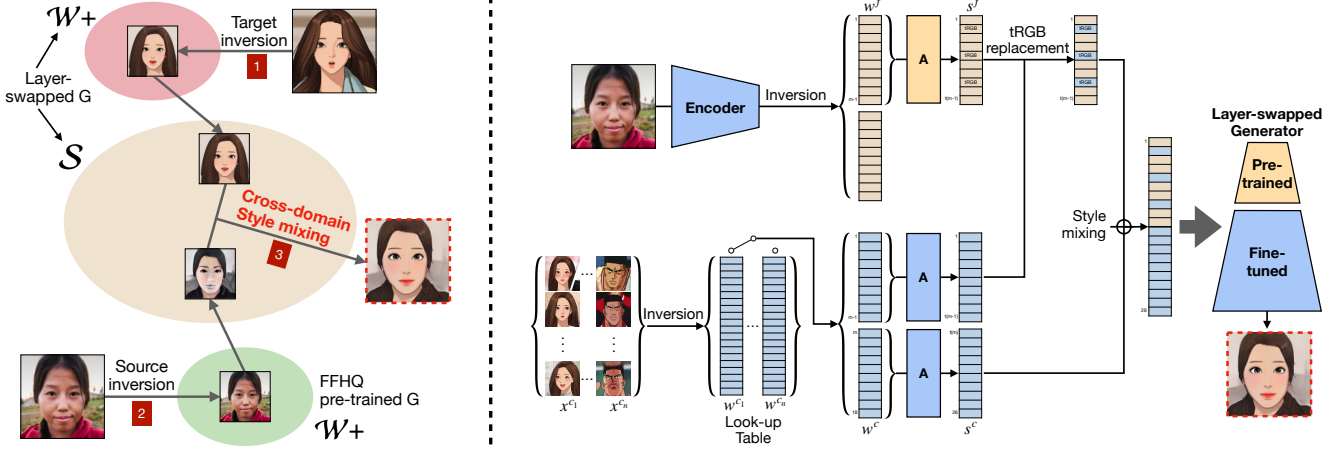


Figure 3. Left: Illustration of Cross-domain Style mixing. The latent codes from different domains are style mixed in the same latent space. Right: Model overview. It performs tRGB replacement and style mixing in StyleSpace. We invert the source and target domain images using different inversion methods, and for the latter, all latent codes are stored in a lookup table in advance for inference.

encoder trained on the FFHQ dataset, denoted as  $Inv^{src}(\cdot)$ .

$$w^f = Inv^{src}(x^f) \quad (2)$$

Note that the encoder generates  $w^f$  in the same latent space as  $w^c$  because  $w^c$  is inverted using  $G_{swap}$ , which adopts the mapping network from the FFHQ pretrained generator. Both  $w^f$  and  $w^c$  are consequently eligible for style mixing despite the domain disparity. Finally, we generate the output  $\hat{x}^c$  using our proposed Cross-domain Style mixing method ( $CDSM(\cdot)$ ) and  $G_{swap}$  as follows:

$$\hat{x}^c = G_{swap}(CDSM(w^f, w^c, m)). \quad (3)$$

Here,  $m$  is the style mixing level that determines the strength of the cartoon style in the output image.  $CDSM(\cdot)$  is composed of the style mixing in StyleSpace method  $SM(\cdot)$  and the tRGB replacement method  $R(\cdot)$  and is defined as follows:

$$CDSM(w^f, w^c, m) \equiv SM(R(s^f, s^c), s^c, m), \quad (4)$$

$$s^f = A(w^f), \quad s^c = A(w^c)$$

where  $A$  indicates the layer-wise affine layers in the StyleGAN2 generator, which provides less entangled style parameters  $s \in \mathcal{S}$ , as suggested in StyleSpace.

## 4.2. Style mixing in StyleSpace

We first describe the style mixing in StyleSpace method  $SM(\cdot)$  in our framework. Unlike the conventional style mixing methods, our method utilizes two different inversion techniques and then performs style mixing in the  $\mathcal{S}$  space.

**Inversion for the natural image.** In particular, we choose the Restyle encoder [2] in our framework to obtain  $w^f$  because the encoder is based on the  $\mathcal{W}+$  space, which is

known for its superior reconstruction and feature preservation [1]. Furthermore, its feed-forward inference nature makes it ideal for many practical applications. However, we found that, with this encoder, the layer-swapped generator unexpectedly produces color-distorted images. This issue is fully addressed by the tRGB replacement method (Section 4.3) in our framework, which ensures the robust use of the encoder without quality deterioration.

**Inversion for the cartoon image.** Generating latent codes for cartoon images  $w^c$  requires a different inversion scheme. First, the codes can be processed in advance for inference as they are all stored in a look-up table and later queried by a request with the desired character ID. Second, training an encoder is not trivial because only a limited number of training images exist for each character ID.

One might be inclined to sample latent codes  $w^c$  from the original latent space of  $G_{swap}$  because it is a straightforward way of generating images with high fidelity for the StyleGAN2 [13]. However, we found that it behaves differently for the layer-swapped generator (Figure 2). It is understood that the low-resolution layers of  $G_{swap}$  produce feature maps for natural faces that are not favorable for high-resolution layers that are fine-tuned on the cartoon images. Therefore, we instead create  $w^c$  explicitly by inverting the cartoon images and averaging them by each character ID in the  $\mathcal{W}+$  space (Equation 1). With this operation,  $w^c$  becomes more pose- and noise-invariant, which are desirable properties for the following style mixing procedure.

**Style mixing.** Here, we define the style mixing step that blends the given input codes  $w^f$  and  $w^c$ . To do that, we first pass them through the affine layer  $A$  to obtain the corresponding style parameters  $s^f, s^c \in \mathcal{S}$  (Equation 4). Consequently, parts of  $s^f$  are replaced by those of  $s^c$  using the

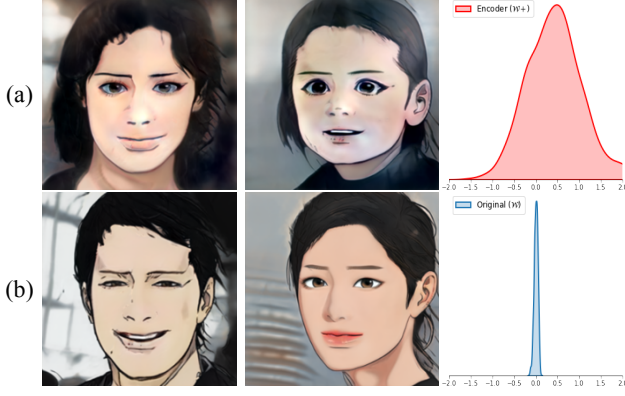


Figure 4. Images generated by the same layer-swapped generator from latent codes (a) produced by inversion using the FFHQ pretrained ReStyle encoder, and (b) sampled from the original  $\mathcal{W}$  space respectively. The density curves of  $s_{tRGB}$  for the  $4 \times 4$  layer which governs the colors of the early resolution [24] are vastly different (discussed in Section 4.3).

tRGB replacement method (discussed in Section 4.3). Two sets of style parameters, i.e.,  $s^f$  and  $s^c$ , are finally style mixed in the  $\mathcal{S}$  space as follows:

$$SM(s^f, s^c, m) \equiv \{s_{1, \dots, t(m)-1}^f\} \cup \{s_{t(m), \dots, 26}^c\}. \quad (5)$$

where  $t(m)$  is the mapping function that maps the indices of the latent code  $w \in \mathcal{W}+$  to the corresponding style parameters  $s \in \mathcal{S}$ .

### 4.3. tRGB replacement

In our framework, the encoder for the source domain is bound to generate latent codes in the  $\mathcal{W}+$  space of the layer-swapped generator. We hypothesize that utilizing this space can potentially cause color distortion since the original  $\mathcal{W}$  space shows no sign of color artifacts at all (Figure 4b). It is also suggested that one can change only the color of the local or global regions of an image by manipulating only parts of the style parameters  $s_{tRGB}$  that control the tRGB layers in StyleGAN2, leaving all the semantic features intact [24]. In this context, we found that the encoder produces  $s_{tRGB}$  deemed as out-of-distribution for the tRGB layers, resulting in severe color distortion (Figure 4a). On this basis, we developed the tRGB replacement method to pin-down the cause of the color distortion to the style parameters and to manipulate only  $s_{tRGB}$  to alter the color distribution of the output image. Specifically, the tRGB parts of the style parameters of the natural face image  $s_{tRGB}^f$  are replaced by the counterparts of the target cartoon character  $s_{tRGB}^c$ , thus ensuring that  $s^f$  possesses the tRGB parts representing the color distribution of the target character images (Figure 3).

$$R(s^f, s^c) \equiv s^f \setminus \{s_{tRGB}^f\} \cup \{s_{tRGB}^c\} \quad (6)$$




Figure 5. Stylized results with  $s_{tRGB}^w$  from  $s^w$  with a randomly sampled  $w$  in the original latent space (Left), and with  $s_{tRGB}^c$  from  $s^c$  with a specific target character  $c$  (Right). It is shown that  $s_{tRGB}^c$  helps stylize the unique makeup-look in the character.

We show that this method not only corrects the color distortion issue (Figure 7b), but also helps with transferring character-specific fine features when applied along with the style mixing component (Figure 5).

## 5. Experiments & Applications

We first fine-tuned the FFHQ pretrained StyleGAN2 with ADA [11] on the cartoon dataset using the default settings, except for the style mixing probability, which was set to zero. The fine-tuned generator was layer-swapped with the FFHQ pretrained generator at a  $32 \times 32$  resolution. By default, the style mixing level  $m$  was set to six. For each character ID, we randomly sampled  $k = 50$  images from the training dataset and inverted these into the  $\mathcal{W}+$  space to prepare the character ID-specific latent codes  $w^c$ .

### 5.1. Model comparison

**Dataset.** We constructed a cartoon dataset of 1226 images and 13 character IDs (each ID has  $<100$  images). We collected the cartoon characters from iCartoonFace [26] and Webtoon, a type of digital cartoon platform. Because we gathered characters from various cartoons, our dataset had diverse face abstraction (déformer) levels, unlike the previous portrait stylization datasets. All the images were super-resolved to  $1024 \times 1024$  using SRCNN [5].

**Baselines.** We compared our work with CycleGAN [27], U-GAT-IT [15], Toonify [17], and AgileGAN [21]. CycleGAN and U-GAT-IT are two representative unpaired I2I translation models, whereas Toonify and AgileGAN are StyleGAN-based methods. Because none of the competing methods can handle multiple character IDs with a single network, we built separate models for each character. CycleGAN and U-GAT-IT were trained on the FFHQ-aligned selfie dataset, which was resized to  $256 \times 256$  owing to the GPU memory availability. For a fair comparison, we downsampled the outputs of Toonify, AgileGAN, and ours to  $256 \times 256$  with Lanczos filtering.

**Model Comparison.** The I2I-based methods (CycleGAN




Figure 6. Qualitative comparisons. Our model not only effectively maintains the facial structure of the source images but also adequately captures the abstract texture and style from the target character ID. The source images are in the public domain [9, 16, 20].

and U-GAT-IT) cannot preserve the global structure of the source image (Figure 6a-b). This is because the cycle consistency makes it difficult for them to translate the highly disparate geometric shapes between two domains (e.g., jaw). In contrast, the StyleGAN-based methods (Figure 6c-e) have a better ability to maintain the identity features. Among them, Toonify suffers from color distortion issues and is limited in expressing the fine details of the target character. For AgileGAN, despite the exhaustive training resources, it cannot generate abstract cartoon faces adequately. We hypothesize that the similarity loss used in AgileGAN results the preservation of a large part of the natural face texture and shape. Our model not only significantly resolves the color artifacts and preserves the global structure of the input image but also successfully expresses the fine details of the target character.

We also present the results of the quantitative evaluations, including the user study. In this benchmark, we used 289 cartoon images with three randomly selected character IDs as the training dataset and randomly sampled 781 face images from the FFHQ validation dataset as the test dataset. FID [8] and KID [3] were used to evaluate the stylized results of the test dataset. Regarding the user study, we quantified the score by averaging the preference rates of the 40 professionals in the cartoon industry. Each participant was shown 10 randomly selected face images along with their stylized results. As shown in Table 1, one notable observation is that the I2I-based methods achieved the lowest FID and KID despite the inferior visual quality and user preference score. We argue that the limited number of the training images ( $<100$  images for each cartoon charac-

Table 1. Quantitative comparison. # Nets. denotes the number of networks required to stylize faces into three characters.

Category	Method	# Nets.	FID ↓	KID ↓	User Score ↑
I2I-based	CycleGAN	3	<b>59.77</b>	<b>14.35</b>	2.25
	U-GAT-IT	3	59.96	15.23	4.50
StyleGAN-based	Toonify	3	103.45	54.71	6.50
	AgileGAN	3	158.32	134.19	26.00
	<b>Ours</b>	<b>1</b>	<b>85.72</b>	<b>40.70</b>	<b>60.75</b>

ter) makes the evaluation measure unreliable. In addition, a highly abstract face texture in the cartoon domain may not be suitable for conventional metrics in this category. In the StyleGAN-based category, our method outperformed the others in all the measurements by a large margin, including the user preference score. We would also like to emphasize that all the results of our method were from a single generator by simply switching the ready-to-use character latent codes. In contrast, other methods should build  $N$  networks to stylize the faces into  $N$  characters.

## 5.2. Internal Analysis

**Ablation study.** We analyzed how each component of our method improved the quality and stability of the produced image. The color distortion issue was completely resolved by the  $\tau_{\text{RGB}}$  replacement component (Figure 7b). The style mixing in StyleSpace component effectively expresses the essential style features of the target character (Figure 7c). By combining both components, our full model can perform




Figure 7. Ablation study. (a) Images generated without both style mixing in StyleSpace and tRGB replacement, equivalent to the layer swapping method. (b) Images with only tRGB replacement. (c) Images with only style mixing in the StyleSpace. (d) Full model. Our Cross-domain Style mixing method effectively performs stylization into the desired character style.

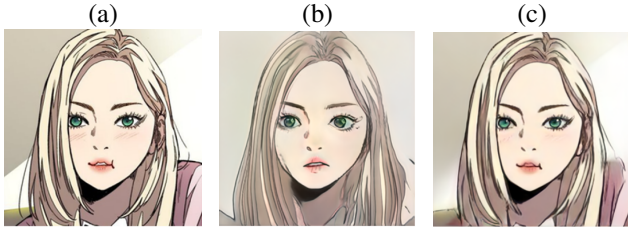


Figure 8. Latent space analysis. (a) Input cartoon image. (b, c) Images generated from the inverted latent code in the (b)  $\mathcal{W}$  and (c)  $\mathcal{W}+$  spaces. The  $\mathcal{W}+$  space (c) clearly shows better reconstruction quality while adequately preserving the cartoon texture.

a decent quality of stylization without any quality degradation (Figure 7d). In contrast, the conventional layer swapping method severely suffers from color artifacts and lack of features of the target character (Figure 7a).

**Choice of the latent space.** We demonstrate how the choice of latent space affects the preservation of the cartoon features discussed in Section 4.2. Here, we inverted the input image to the desired latent space and decoded it with our layer-swapped generator. With the latent code in the  $\mathcal{W}$  space, the generated image tends to be blurry and, more importantly, it lacks detailed cartoon features such as the unique mouth shape and eyelashes (Figure 8b). In contrast, the  $\mathcal{W}+$  space can preserve the fine features in great detail (Figure 8c). These results show the superior expressiveness of the  $\mathcal{W}+$  space even for the cartoon domain, justifying the use of  $\mathcal{W}+$  for inversion by default in our framework.

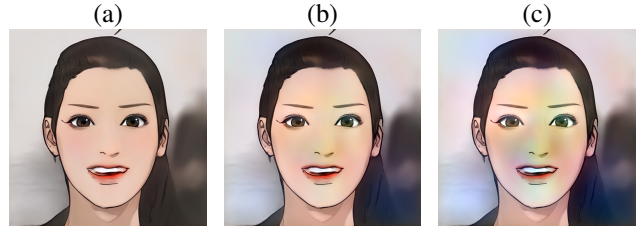


Figure 9. Color distortion experiment. (a) Result with tRGB replacement (no  $s_{tRGB}$  perturbation). (b, c) Results with  $s_{tRGB}$  perturbation ( $N = 10, 20$ ). It shows that the altered tRGB parts only affect the color distribution without changing facial features.

**Color distortion.** We found that only the tRGB-treated style parameters were linked to the aforementioned color distortion issue in our work. Like in the experiment conducted in StyleSpace [24], we deliberately perturbed only the tRGB parts of the style parameters to determine their impact on the output image as follows:

$$s_{tRGB_{perturbed}} = s_{tRGB} + N * s_{tRGB}. \quad (7)$$

where  $N$  is the manipulation strength. As shown in Figure 9, the perturbed tRGB parts only affect the color distribution, leaving the other features intact.

### 5.3. Applications

In this section, we present a downstream application using our Cross-domain Style mixing method as a core module. One possible scenario is a photo-to-cartoon (Figure




Figure 10. The photo-to-cartoon application. (a) Result of the previous cartoonization method trained on both the character face and scene datasets. (b) Results of our proposed approach.



Figure 11. The video-to-cartoon application. Our method shows consistent character styles over video frames, owing to the explicit style injection through style mixing.




Figure 12. Failure cases.

10b), which provides an immersive experience wherein a user becomes part of his/her favorite cartoon with the whole photo stylized, not just the facial or torso parts. Several studies on cartoonization [4, 23] tackled a similar scenario; however, they could not express the essential features of the target character because the model was trained in an unpaired manner (Figure 10a). Alternatively, we performed the photo-to-cartoon conversion using the following pipeline: 1) face region detection, 2) face stylization with our proposed method, 3) scene translation via the cartoonization model, and 4) face and scene harmonization. Note that, with this pipeline, one can also build a video-to-cartoon application (Figure 11), where the consistency of styles across video frames is critical, owing to the superior stability and robustness of our method.

## 6. Conclusion

In this paper, we presented a simple but strong portrait stylization method. We first analyzed two drawbacks of the previous layer swapping method and mitigated these using

our novel Cross-domain Style mixing method. By doing so, our model 1) successfully resolves the color distortion and degenerated style diversity problems, and 2) produces superior stylization results using only a single generator for the cartoon characters at different face abstraction levels. Furthermore, we showed that our method can be extended to photo- or video-to-cartoon applications owing to its practicality and robustness. In the future, we will focus on how to properly stylize features not present in the target domain distribution (e.g., sunglasses and hats in Figure 12). We believe that this could be a fundamental problem from which many encoding-based translation methods suffer; however, mitigating this would help bring more robustness and reliability to real-world application scenario.

## References

- [1] Rameen Abdal, Yipeng Qin, and Peter Wonka. Image2stylegan: How to embed images into the stylegan latent space? In *Proceedings of the IEEE/CVF International Conference on Computer Vision*, pages 4432–4441, 2019. 2, 3, 4
- [2] Yuval Alaluf, Or Patashnik, and Daniel Cohen-Or. Restyle: A residual-based stylegan encoder via iterative refinement. *arXiv preprint arXiv:2104.02699*, 2021. 2, 3, 4
- [3] Mikołaj Bińkowski, Danica J Sutherland, Michael Arbel, and Arthur Gretton. Demystifying mmd gans. *arXiv preprint arXiv:1801.01401*, 2018. 6
- [4] Yang Chen, Yu-Kun Lai, and Yong-Jin Liu. Cartoongan: Generative adversarial networks for photo cartoonization. In *Proceedings of the IEEE conference on computer vision and pattern recognition*, pages 9465–9474, 2018. 2, 8
- [5] Chao Dong, Chen Change Loy, Kaiming He, and Xiaoou Tang. Image super-resolution using deep convolutional networks. *IEEE transactions on pattern analysis and machine intelligence*, 38(2):295–307, 2015. 5
- [6] Leon A Gatys, Alexander S Ecker, and Matthias Bethge. Image style transfer using convolutional neural networks. In *Proceedings of the IEEE conference on computer vision and pattern recognition*, pages 2414–2423, 2016. 2
- [7] Ian Goodfellow, Jean Pouget-Abadie, Mehdi Mirza, Bing Xu, David Warde-Farley, Sherjil Ozair, Aaron Courville, and Yoshua Bengio. Generative adversarial nets. *Advances in neural information processing systems*, 27, 2014. 2
- [8] Martin Heusel, Hubert Ramsauer, Thomas Unterthiner, Bernhard Nessler, and Sepp Hochreiter. Gans trained by a two time-scale update rule converge to a local nash equilibrium. *Advances in neural information processing systems*, 30, 2017. 6
- [9] Aline Hold. Woman Face, Sept. 2017. [Digital Image. Available from: Flickr; accessed August 6, 2021]. 6
- [10] Phillip Isola, Jun-Yan Zhu, Tinghui Zhou, and Alexei A Efros. Image-to-image translation with conditional adversarial networks. In *Proceedings of the IEEE conference on computer vision and pattern recognition*, pages 1125–1134, 2017. 2

- [11] Tero Karras, Miika Aittala, Janne Hellsten, Samuli Laine, Jaakko Lehtinen, and Timo Aila. Training generative adversarial networks with limited data. *arXiv preprint arXiv:2006.06676*, 2020. 5
- [12] Tero Karras, Samuli Laine, and Timo Aila. A style-based generator architecture for generative adversarial networks. In *Proceedings of the IEEE/CVF Conference on Computer Vision and Pattern Recognition*, pages 4401–4410, 2019. 2, 3
- [13] Tero Karras, Samuli Laine, Miika Aittala, Janne Hellsten, Jaakko Lehtinen, and Timo Aila. Analyzing and improving the image quality of stylegan. In *Proceedings of the IEEE/CVF Conference on Computer Vision and Pattern Recognition*, pages 8110–8119, 2020. 2, 3, 4
- [14] Parneet Kaur, Hang Zhang, and Kristin Dana. Photo-realistic facial texture transfer. In *2019 IEEE Winter Conference on Applications of Computer Vision (WACV)*, pages 2097–2105. IEEE, 2019. 2
- [15] Junho Kim, Minjae Kim, Hyeonwoo Kang, and Kwanghee Lee. U-gat-it: Unsupervised generative attentional networks with adaptive layer-instance normalization for image-to-image translation. *arXiv preprint arXiv:1907.10830*, 2019. 2, 5
- [16] U.S. Department of Agriculture. 20130523-OSEC-LSC-0140, May 2013. [Digital Image. Available from: Flickr; accessed August 6, 2021]. 6
- [17] Justin NM Pinkney and Doron Adler. Resolution dependent gan interpolation for controllable image synthesis between domains. *arXiv preprint arXiv:2010.05334*, 2020. 2, 3, 5
- [18] Elad Richardson, Yuval Alaluf, Or Patashnik, Yotam Nitzan, Yaniv Azar, Stav Shapiro, and Daniel Cohen-Or. Encoding in style: a stylegan encoder for image-to-image translation. In *Proceedings of the IEEE/CVF Conference on Computer Vision and Pattern Recognition*, pages 2287–2296, 2021. 3
- [19] Ahmed Selim, Mohamed Elgharib, and Linda Doyle. Painting style transfer for head portraits using convolutional neural networks. *ACM Transactions on Graphics (TOG)*, 35(4):1–18, 2016. 2
- [20] David Shankbone. Day 12 Occupy Wall Street September 28 2011 Shankbone 20, Sept. 2011. [Digital Image. Available from: Flickr; accessed August 6, 2021]. 6
- [21] Guoxian Song, Linjie Luo, Jing Liu, Wan-Chun Ma, Chun-pong Lai, Chuanxia Zheng, and Tat-Jen Cham. Agilegan: stylizing portraits by inversion-consistent transfer learning. *ACM Transactions on Graphics (TOG)*, 40(4):1–13, 2021. 3, 5
- [22] Omer Tov, Yuval Alaluf, Yotam Nitzan, Or Patashnik, and Daniel Cohen-Or. Designing an encoder for stylegan image manipulation. *ACM Transactions on Graphics (TOG)*, 40(4):1–14, 2021. 3
- [23] Xinrui Wang and Jinze Yu. Learning to cartoonize using white-box cartoon representations. In *Proceedings of the IEEE/CVF Conference on Computer Vision and Pattern Recognition*, pages 8090–8099, 2020. 8
- [24] Zongze Wu, Dani Lischinski, and Eli Shechtman. Stylespace analysis: Disentangled controls for stylegan image generation. In *Proceedings of the IEEE/CVF Conference on Computer Vision and Pattern Recognition*, pages 12863–12872, 2021. 2, 3, 5, 7
- [25] Weihao Xia, Yulun Zhang, Yujiu Yang, Jing-Hao Xue, Bolei Zhou, and Ming-Hsuan Yang. Gan inversion: A survey. *arXiv preprint arXiv:2101.05278*, 2021. 2
- [26] Yi Zheng, Yifan Zhao, Mengyuan Ren, He Yan, Xiangju Lu, Junhui Liu, and Jia Li. Cartoon face recognition: A benchmark dataset. In *Proceedings of the 28th ACM International Conference on Multimedia*, pages 2264–2272, 2020. 5
- [27] Jun-Yan Zhu, Taesung Park, Phillip Isola, and Alexei A Efros. Unpaired image-to-image translation using cycle-consistent adversarial networks. In *Proceedings of the IEEE international conference on computer vision*, pages 2223–2232, 2017. 5