

MaskEval: Weighted MLM-Based Evaluation for Text Summarization and Simplification

Yu Lu Liu^{1*} Rachel Bawden² Thomas Scialom^{3†}

Benoît Sagot² Jackie Chi Kit Cheung^{1,4}

¹MILA, Montreal, Canada ²Inria, Paris, France ³META AI, Paris, France

⁴School of Computer Science, McGill University, Montreal, Canada

yu-lu.liu@mila.quebec firstname.lastname@inria.fr

tscialom@fb.com jcheung@cs.mcgill.ca

Abstract

In text summarization and simplification, system outputs must be evaluated along multiple dimensions such as relevance, factual consistency, fluency, and grammaticality, and a wide range of possible outputs could be of high quality. These properties make the development of an adaptable, reference-less evaluation metric both necessary and challenging. We introduce MaskEval, a reference-less metric for text summarization and simplification that operates by performing masked language modeling (MLM) on the concatenation of the candidate and the source texts. It features an attention-like weighting mechanism to modulate the relative importance of each MLM step, which crucially allows MaskEval to be adapted to evaluate different quality dimensions. We demonstrate its effectiveness on English summarization and on multilingual text simplification in terms of correlations with human judgments.

1 Introduction

Automatic evaluation metrics are central to measuring progress in natural language generation (NLG) (Callison-Burch et al., 2006; Graham, 2015; Martin et al., 2018). Particularly challenging is the development of metrics for tasks such as summarization and text simplification. Compared to machine translation (MT), where good outputs are limited to those that reproduce all input information, there is a wider range of good summaries/simplifications for a given input text because the degree of succinctness/simplicity of the output can vary greatly.

For such tasks, traditional reference-based metrics, which compare a hypothesis to one or more references, are therefore limited in light of the

wide range of good outputs.¹ Examples of such metrics are the n -gram-based ROUGE (Lin, 2004) and BLEU (Papineni et al., 2002), which have persisted due to their simplicity, despite their low correlations with human quality judgments and documented flaws (Callison-Burch et al., 2006; Novikova et al., 2017; Sulem et al., 2018).

Ideally, metrics for such tasks would be reference-less, evaluating a generated (candidate) text, given only the source text. One promising such direction for summarization is reference-less question-based metrics (Wang et al., 2020; Durmus et al., 2020; Scialom et al., 2021a), which carry out automatic question generation and answering based on the candidate and the source text. These metrics focus on nouns (only generating questions whose answers are noun chunks), based on the intuition that this is sufficient to cover key information; QuestEval (Scialom et al., 2021a) has up until now been state-of-the-art for factual consistency, rivaling reference-based metrics. Since question-based metrics involve human readable questions and answers, they allow for easy interpretation by users. However, their transfer to languages other than English is limited by the lack of high-quality question generation data for these other languages (Riabi et al., 2021).

A second direction, particularly successful for MT metrics, is the use of neural language modeling (Devlin et al., 2019; Lewis et al., 2020; Zhang et al., 2020; Sellam et al., 2020; Rei et al., 2020; Yuan et al., 2021). BARTScore (Yuan et al., 2021) is the current state of the art for several NLG tasks, including English summarization (for coherence, fluency, relevance, and averaged across dimensions). The backbone of BARTScore is the use of a text-to-text language model (LM) to auto-

*Most of YL’s contributions were made while she was an undergraduate student at McGill University.

†Most of TS’s contributions were made while he was a PhD student at reciTAL and Sorbonne Université.

¹Using multiple references, including automatically generated ones (Bawden et al., 2020), can improve this scenario, but cannot cover all possibilities and are also costly to produce.

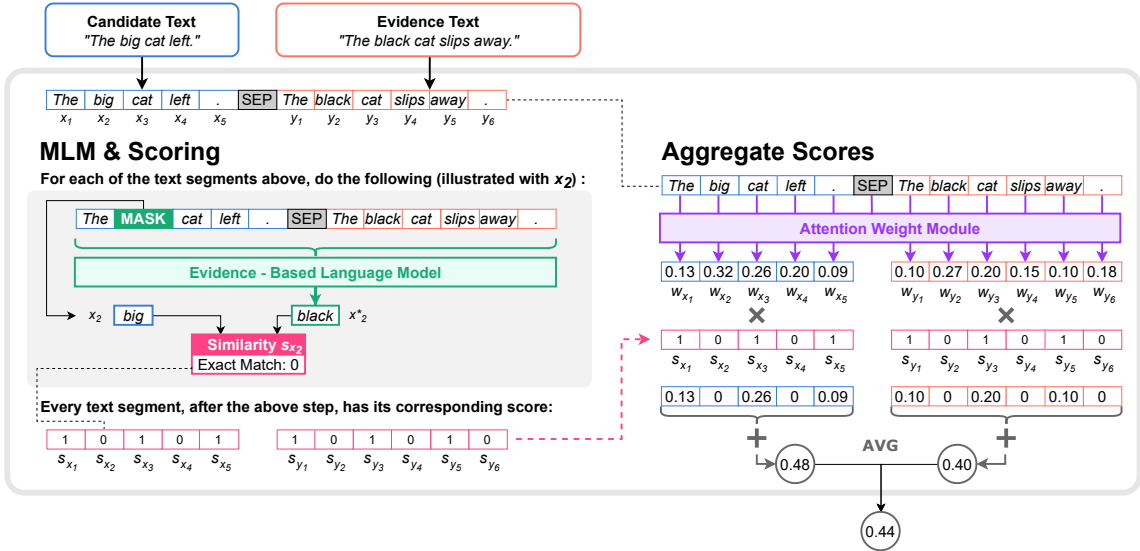


Figure 1: Illustration of the `MaskEval` framework, which consists of two steps: (i) masked language modeling (MLM) and (ii) score aggregation. More details are provided in Section 3.

regressively score one text (e.g. a candidate) given another (e.g. the source or the reference). This provides the means to exploit the LM for the task for which it was trained, whilst conditioning on either a reference or a source text. It could also be adapted to the multilingual setting, thanks to the availability of multilingual LMs, and can be used in a reference-less setting.

We use these ideas to develop a new metric, `MaskEval`, designed to be reference-less and easily transferable to the multilingual setting. Similarly to `BARTScore`, it relies on neural language modeling, but provides several improvements: (i) better modeling of the relationship between the source and candidate text by replacing autoregressive decoding with masked language modeling (MLM) over both the candidate and source text, inspired by the translation modeling objective (TLM) of XLM (Lample and Conneau, 2019), and (ii) learned weights that allow `MaskEval` to give more importance to words that play a bigger role in the quality of the output (depending on the evaluated dimension). This second improvement also makes it possible to (i) analyze the contribution of certain words, injecting some interpretability into the metric and (ii) selectively mask inputs to reduce the computational cost of the metric.

Our contributions can be summarized as follows:

- We introduce a reference-less metric, `MaskEval`, for text transformation tasks, based on a modified MLM framework and a novel learned weighter that weights the

contribution of words to the final score. Our code will be made publicly available;²

- We evaluate `MaskEval` on English summarization, surpassing the best previous question-based metric (Scialom et al., 2021a) in three out of four dimensions, and the best previous LM-based metric (Yuan et al., 2021) in factual consistency and fluency;
- We show that `MaskEval`, trained on summarization data, transfers well to the task of simplification, and despite the weighter being trained on English only, transfer is also possible to multilingual simplification.

2 Related Work

Current metrics for summarization and simplification are either reference-based (i.e. they involve comparing an automatically produced hypothesis to the reference text) or reference-less (i.e. they evaluate based on the source text and no reference text). While n -gram-based reference-based metrics such as ROUGE (Lin, 2004) and BLEU (Papineni et al., 2002) are perhaps the most established in NLG, two more recent approaches have been shown to provide better correlations with human judgments of quality: those based on pre-trained neural LMs and those based on question generation and answering.

²<https://github.com/YuLuLiu/MaskEval>

LM-based metrics Pretrained LMs have been used in different ways: (i) by comparing aligned token-level embeddings between the candidate and reference text, for example BERTScore (Zhang et al., 2020) and MoverScore (Zhao et al., 2019), (ii) by fine-tuning them either to directly reproduce human quality judgments, as with BLEURT (Sellam et al., 2020) and COMET (Rei et al., 2020) or to rerank pairs of candidate texts, as with another version of COMET (Rei et al., 2020) and (iii) by exploiting text-to-text pretrained LMs to score the candidate and reference texts, as with BARTScore (Yuan et al., 2021), in a similar way to PRISM (Thompson and Post, 2020), which relies on multilingual paraphrasing as opposed to an LM.

LM-based metrics have provided significant gains over traditional metrics, particularly in MT (Zhang et al., 2020; Zhao et al., 2019; Sellam et al., 2020; Rei et al., 2020; Yuan et al., 2021), although some of them (e.g. BERTScore) have been shown to be poorly adapted to summarization (Scialom and Hill, 2021). Concerning learned metrics, the method has not been adapted to other tasks to the best of our knowledge due to data paucity; while there are hundreds of thousands of human annotations for MT, it is not the case for other tasks such as summarization and simplification.

Both BARTScore and PRISM formulate the evaluation task as text generation, where the score is based on the log probability of one text (e.g. the candidate text) being auto-regressively generated given the other text (e.g. the source or reference text). BARTScore proposes different versions to capture different aspects (e.g. scoring the hypothesis based on the source for faithfulness, the reference based on the hypothesis for recall, etc.), and they also introduce some additional improvements by fine-tuning on summarization and paraphrasing data and by prompt-tuning. BARTScore reports good correlations with human judgments for English summarization, and shows good potential to be applicable to other languages, since its LM could be replaced by one in another language or a multilingual one, a direction we follow in this paper. It also has a few potential disadvantages with respect to the way in which one text is scored based on the other: (i) the model is auto-regressive, and therefore, while the text being score is conditioned on the entirety of the other text, it is only conditioned on the left context of itself and (ii) it uses a uniform weighting scheme, assign-

ing an equal importance to each generation step (alternative weighting schemes were reported to give lower results). We seek to solve both of these disadvantages with `MaskEval`, by (i) replacing auto-regressive generation with successive masked language modeling (MLM), with prediction conditioned on both the candidate text and the source text, inspired by the translation language modeling (TLM) objective of XLM (Lample and Conneau, 2019) and (ii) learning a weighter to attribute varying importance to different words in the texts.

Question-based metrics A parallel direction is the development of question-based metrics (Eyal et al., 2019; Scialom et al., 2019; Durmus et al., 2020; Wang et al., 2020; Scialom et al., 2021a), where the idea is to automatically generate and then answer questions based on the candidate and either the source or reference text. The answers to the questions are nouns extracted from the texts. The better the hypothesis, the more successful automatic question generation will be and also the subsequent prediction of answers.

As with BARTScore, different versions exist depending on which texts the questions/answers are conditioned on: Eyal et al. (2019) generate questions using the reference, Scialom et al. (2019) created a recall-oriented (and reference-less) metric by instead using the source document (it measures the amount of information in the source document present in the evaluated text) and Wang et al. (2020) and Durmus et al. (2020) proposed a precision-oriented version where the questions are generated based on the candidate text, and asked based on its source document. With QuestEval, Scialom et al. (2021a) unified both approaches enabling further improvement. Most of the proposed metrics based on question-answering have targeted summarization. QuestEval has also been adapted to other tasks such as simplification (Scialom et al., 2021b), image captioning (Lee et al., 2021) and data-to-text (Rebuffel et al., 2021), while Honovich et al. (2021) proposed a similar metric for dialogue. QuestEval is currently the best question-based metric for summarization, producing state-of-the-art scores for factual consistency, which is a particularly challenging dimension, and also shows good correlations with human judgments for simplification (Scialom et al., 2021b). One of the major advantages of question-based metrics is the fact that they are interpretable, producing human readable questions and answers, which can offer in-

sights into how a candidate text is either good or bad. However, they are limited by the necessity to have good systems for question generation and question answering. This requires large-scale and high-quality data, which are not available in many languages other than English. (Riabi et al., 2021).

3 MaskEval Framework

MaskEval evaluates a candidate text with respect to its source text by weighting word-level scores (from both the candidate and source text) produced by an MLM in a two-step process, as illustrated in Figure 1.

1. **Successive MLM:** We perform successive MLM on the words of both the candidate and source text, comparing each prediction to the ground truth to produce one score per word.
2. **Weighted Score Aggregation:** We aggregate the scores using a learned weighter (optimized to different quality dimensions) in order to vary the importance given to each word.

3.1 Word-level Segmentation in MLM

In both steps, we choose to assign scores (respectively weights) to linguistically meaningful tokens, with the aim of making the method more interpretable and allowing us to perform linguistic analysis on learned weighters. For the MLM, this means masking words as defined by a language-specific word-level tokenizer,³ rather than masking individual subword tokens or whitespace delimited character sequences. So that this segmentation into more meaningful units is consistent with the existing segmentation of the pretrained MLMs we use (i.e. masking these linguistically defined units does not result in unnatural subword tokenization),

we propose a method to reconcile the subword segmentation scheme and linguistic word-level segmentation by taking the intersection of their segmentation boundaries. An example of this method is shown in Figure 2. We refer to each text segment resulting from this scheme as a “word”.

Given candidate text $x = (x_1, \dots, x_N)$ containing N words and source text $y = (y_1, \dots, y_M)$ containing M words, the aim is to produce $N + M$ scores. For model-internal subword segmentation, we refer to the tokenized candidate text as $x = (t_x^{(1)}, \dots, t_x^{(n)})$ and the tokenized source text

³In practice we use spaCy tokenisers (Honnibal and Montani, 2017).

① Copper-coated wires don't bend.
 ② C o p p e r - c o a t e d w i r e s d o n ' t b e n d .
 ③ Copper-coated wires don't bend.

Figure 2: The proposed text segmentation (3) is the intersection of the boundaries between a linguistically motivated tokenization (1) produced by spaCy (Honnibal and Montani, 2017) and a learned subword tokenization (2) produced by WordPiece (Johnson et al., 2017).

as $y = (t_y^{(1)}, \dots, t_y^{(m)})$, where n and m are the number of subword tokens in the candidate and source texts respectively ($N \leq n$ and $M \leq m$). We will use the notation $t_x^{(k)} \in x_i$ to represent the fact that token $t_x^{(k)}$ is part of word x_i .

3.2 Masked Language Modeling

Given candidate text $x = (x_1, x_2, \dots, x_N)$ and source text $y = (y_1, y_2, \dots, y_M)$, we perform successive MLM on x_i 's and y_j 's. The goal of this step is to produce a list of scores, each corresponding to an MLM step, i.e. words. Intuitively, each score evaluates how well a trained model can predict the word when it is masked, given the other words in its text and all of the other text.

Masking and prediction When MaskEval is asked to evaluate text $x = (x_1, x_2, \dots, x_N)$ with respect to source text $y = (y_1, y_2, \dots, y_M)$, we first create a sequence by concatenating x and y , placing a special separator mono-token word `<sep>` to denote the boundary between the two. In this respect, our MLM resembles the translation language modeling objective introduced in XLM (Lample and Conneau, 2019). Next, for each word position i in the x part of the sequence, we replace it with the mask token, thus creating masked sequence m_{x_i} . We take the original word x_i as the ground-truth corresponding to this masked sequence. We do the same with each word position j in the y part of the sequence, resulting in masked sequence m_{y_j} with ground-truth y_j . This results in $N + M$ masked sequences, each paired with its ground-truth word. The masked sequences are inputs to our MLM. We predict the masked words in the masked sequences m_{x_i} 's and m_{y_j} 's, denoting the predictions as:

$$\hat{x}_i = \text{MLM}(m_{x_i}) \quad (1)$$

$$\hat{y}_j = \text{MLM}(m_{y_j}) \quad (2)$$

Scoring We score predictions \hat{x}_i and \hat{y}_j by computing their exact-match score against their corresponding ground-truth words x_i and y_j .⁴ We give the score of 1 if the prediction and the ground-truth word are exactly the same and 0 otherwise.⁵ We denote the scores by:

$$s_{x_i} = \text{Exact-Match}(x_i, \hat{x}_i) \quad (3)$$

$$s_{y_j} = \text{Exact-Match}(y_j, \hat{y}_j) \quad (4)$$

Training When fine-tuning our MLM (we fine-tune pre-trained MLMs), we create examples using the above procedure on existing datasets of document pairs. The only difference is that for each pair, we first randomly choose which text to mask (candidate or source text), and then randomly select one word position within the chosen document. This creates one masked sequence per pair of texts. We train using cross-entropy loss between the predicted word and the ground-truth word.

3.3 Aggregation of Scores

In order to produce a single quality score (which can be adjusted for different dimensions), we aggregate the scores from the previous step by computing a weighted sum as follows:

$$\text{MaskEval}(x, y) = \frac{1}{2} \left(\sum_{i=1}^N w_{x_i} s_{x_i} + \sum_{j=1}^M w_{y_j} s_{y_j} \right), \quad (5)$$

where w_{x_i} (resp. w_{y_j}) denotes the weight attributed to each word x_i (resp. y_j) of the source text x (resp. y), learned as described below and normalized such that $\sum_{i=1}^N w_{x_i} = 1$ and $\sum_{j=1}^M w_{y_j} = 1$.⁶ The final MaskEval score is between 0 and 1, like other evaluation metrics such as ROUGE, BERTScore and QuestEval.

Learned weights The weights w_x and w_y are learned using a separate attention-like module such that greater attention weights to words of interest, varying the importance given to each MLM step depending on their utility for the final score. The weighter is a regressor model trained to mimic human judgment scores and therefore can be adapted

⁴We will consider other scoring functions in future work such as computing the BERTScore between the prediction and the ground truth, the perplexity score of the predicted word, and the perplexity score of the ground-truth word.

⁵Both the prediction and the ground-truth word are lower-cased before making the comparison.

⁶Since x and y can be of different lengths, weights are defined and normalized separately for each text to avoid the longer text having more impact in the final score.

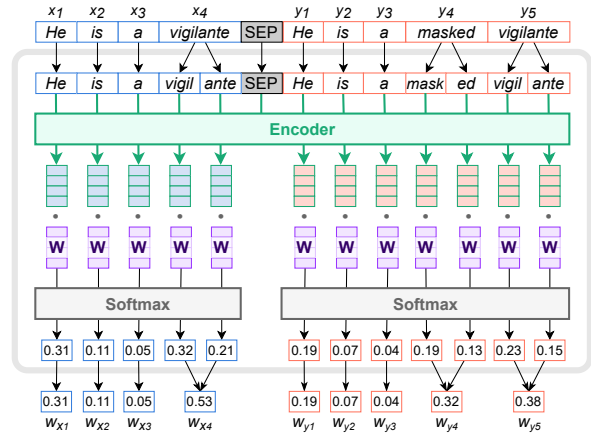


Figure 3: Illustration of MaskEval’s weighter. We (i) extract contextual embeddings of the candidate and source texts, (ii) apply a linear layer W over the token embeddings, (iii) apply a softmax over tokens for each text and (iv) regroup token scores to form word scores (a word’s weight is the sum of its tokens’ weights).

to evaluate candidate texts along different dimensions of interest (e.g. factual consistency), as long as data annotated for those dimensions exists.

As for the MLM step (Section 3.2), the input to the weighter is the concatenation of the tokenized candidate and source texts: $(t_x^{(1)}, \dots, t_x^{(n)}, \langle \text{sep} \rangle, t_y^{(1)}, \dots, t_y^{(m)})$. We encode this input with a pretrained language model (in practice T5 or mT5 depending on whether we are in the English or multilingual setting), resulting in contextual embeddings $e_x^{(k)}$ (resp. $e_y^{(k')}$) for each token in x (resp. y). We then apply an attention-like mechanism over these embeddings, in the form of a linear layer W followed by a separate softmax function for x and for y , such that the scores for each sums to one. This can be expressed as follows (shown here for x , with $1 \leq k \leq n$):

$$v_k = \sigma \left(W \cdot \left(e_x^{(1)} \dots e_x^{(n)} \right) \right)_k \quad (6)$$

The weight w_{x_i} attributed to each word x_i is finally computed as the sum of its tokens’ weights:

$$w_{x_i} = \sum_{k \text{ s.t. } t_x^{(k)} \in x_i} v_k \quad (7)$$

The same process is applied to y , resulting in w_{y_j} for each word y_j in y . An illustration of the weighter is shown in Figure 3.

Given a candidate paired with a source or reference text, and a human evaluation score for the candidate in the dimension we are optimizing for,

we compute the `MaskEval` score (Equation 5) using the weights in Equation 7. The weighter’s loss function is the mean squared error between the `MaskEval` score and the human evaluation score.

Baseline weights As a baseline, we consider a setup where weights are uniform for each MLM step. We define `MaskEval` with uniform weights to be a setup where $w_{x_i} = 1/N$ for all words x_i in x , and $w_{y_j} = 1/M$ for all words y_j in y .

4 Experiments

We first evaluate `MaskEval` on English summarization on the `SummEval` dataset (Fabbri et al., 2021). In the multilingual setting, we considered using the `Multi-SummEval` dataset (Koto et al., 2021). However, we decided against this, due to potential problems we identified in the human annotation scheme employed. Notably, (i) annotators did not have access to source documents and annotated on the basis of a single reference text and (ii) automatic evaluation metrics reported having a higher performance than human annotators. We therefore choose to evaluate the multilingual capacity of our method by testing on multilingual simplification. We do so in a transfer scenario, i.e. we test how the same model trained on summarization can be used to evaluate simplification. Note that the multilingual scenario is also a case of language transfer, since the weighter is only ever trained on English summarization data (described in Section 4.2).

4.1 Experimental Details

MLMs We train two MLMs: English and multilingual. We initialize each with pretrained LMs (T5 base model (Raffel et al., 2020) for English and the mT5 base model (Xue et al., 2021) for multilingual), before fine-tuning on our data (described in Section 4.2) using the process described in Section 3. To be consistent with T5 and mT5’s unsupervised denoising training, we continue to use their masking format: we use the token `<extra_id_0>` to replace the masked word, and when fine-tuning we format the ground-truth output by placing `<extra_id_1>` to its left and `<extra_id_1>` to its right.

To keep the MLM steps reasonably memory-efficient, we use a maximum sequence length of 512 tokens. Each sequence, at both training time and inference time, is modified as follows: a sliding window is applied on the text being masked so that

each masked token has a maximum of 24 tokens on each side. Then, the other text is truncated at the token level to respect the sequence length limit.

Both models are fine-tuned to maximize the likelihood of generating the ground-truth output, given its corresponding training input sequence. Both models are fine-tuned for three epochs, with a batch size of 8 and the AdamW optimizer (Loshchilov and Hutter, 2017), used with a constant learning rate of $1e-5$. We trained using an NVIDIA QUADRO RTX 8000, with 48GB GPU memory. We select the best checkpoint as being the one with the lowest validation loss.

Attention Weight Module The weighter takes as input contextual embeddings from the T5 base model for English and mT5 base model in the multilingual setting. However, the model is trained on English summarization data in both cases, with the aim of transferring to the multilingual setting. The annotated data has manual annotations of quality across four different dimensions (see the description of the data in Section 4.2) and we train a weighting function for each quality dimension present in the annotations, using the average expert annotations in said dimension as the ground-truth value (scaled to match the numerical of 0 to 1). 20% of the assigned training set is held-out during training to act as the validation set. Mean squared error loss is used to learn the weight vector over 100 epochs, using Adam optimizer (Kingma and Ba, 2015) with a constant learning rate of $1e-5$. Our final weighting function is produced by the checkpoint with the lowest validation loss.

4.2 Data

Summarization We train both MLMs (English and multilingual) on summarization data. For the English model, we use the training set of CNN/Dailymail (Hermann et al., 2015; See et al., 2017) (~287K source documents paired with their summaries). For the multilingual model, we use the training sets of: (i) CNN/DailyMail (English (Hermann et al., 2015; See et al., 2017)); (ii) Liputan6 (Indonesian (Koto et al., 2020)); (iii) LCSTS (Chinese (Hu et al., 2015)) and iv) MLSUM (French, Turkish, Russian, German, Spanish (Scialom et al., 2020) (~3.6M source documents paired with their summaries). We set 20% of the examples aside for validation and use the remaining 80% for training.

For both the evaluation and the training of the weighter, we use English summarization data from

SummEval, which is annotated for human judgments of quality. SummEval (Fabbri et al., 2021) is one of the largest human-annotated datasets for English summarization. The collection is composed of 100 news articles, randomly selected from the test set of CNN/DailyMail (Hermann et al., 2015). Each article is automatically summarized using 16 recent neural summarization models, resulting in 1600 summary-article pairs. Each pair was scored by three annotators with respect to 4 dimensions:

- Consistency (con): a consistent summary is factually aligned with its source document, containing only information that is entailed by the source document.
- Coherence (coh): a coherent summary is well-structured and well-organized, instead of being a heap of related, but unorganized information.
- Fluency (flu): a fluent summary does not contain errors (in grammar or in formatting) that makes it difficult to read.
- Relevance (rel): A relevant summary only selects important information from its source document.

In experiments involving the weighter, we train the weighter on a subset of SummEval (700 randomly selected examples), and test the performance of MaskEval with the trained weight module on the held-out subset (the remaining 900 examples). We first evaluate MaskEval with uniform weights on the entirety of SummEval, allowing us to compare its performance with the previously reported performance of existing metrics (listed in Section 4.3). We then test the performance of MaskEval with learned weights on the held-out SummEval subset. MaskEval with uniform weights is also evaluated on this same test subset to enable a fair comparison.

Multilingual Simplification We test MaskEval in the multilingual setting by evaluating it on multilingual simplification data from MUSS (Martin et al., 2020, Sec. 5.3). MUSS is a multilingual human-annotated simplification dataset covering 3 languages: English, French, and Spanish. It contains 150 pairs (50 per language) each consisting of a source document and its simplified paraphrase. Each simplification was scored by human annotators with respect to 3 dimensions:

- Adequacy: is the meaning of the simplification preserved?
- Fluency: is the simplification fluent?
- Simplicity: is the simplification actually simpler than the source document?

Since MaskEval is not designed with the goal of evaluating the simplicity of texts, we only consider adequacy and fluency in our evaluation.

We train the multilingual weighter on the training subset of SummEval, and test the performance of MaskEval with the trained weighter on the entirety of MUSS. MaskEval with uniform weights is also evaluated on the entirety of MUSS to allow for comparison.

4.3 Comparison to Existing Metrics

As baseline metrics, we consider the standard n -gram-based metrics ROUGE (Lin, 2004) and BLEU (Papineni et al., 2002). We also report results for BERTScore (Zhang et al., 2020), which uses BERT (Devlin et al., 2019) embeddings to compare reference and hypothesis tokens. All 3 are reference-based metrics, meaning that they compare a hypothesis text to one or more manually produced ground-truth texts, contrarily to MaskEval, which is reference-less. The performance of these baselines are as reported in (Fabbri et al., 2021) (Pearson correlation).

QA-Based Metrics We consider three QA-based metrics, which all rely on question generation and question answering. SummaQA (Scialom et al., 2019) is a recall-oriented metric that generates questions from the source document. QAGS (Wang et al., 2020) is a precision-oriented metric that generates questions from the hypothesis, and QuestEval (Scialom et al., 2021a) combines recall and precision, generating questions from both the source document and the summary.

The performance of all these QA-based metrics results are as reported in (Scialom et al., 2021a) (Pearson correlation).

LM-based metrics We compare to the two closest LM-based metrics: PRISM (Thompson and Post, 2020) and BARTScore (Yuan et al., 2021). The performance of both metrics on SummEval (Pearson correlation) are computed using outputted scores made available by Yuan et al.

(2021)⁷. We report the best performing variant of BARTScore, where the BART model is finetuned with CNN/Dailymail (Hermann et al., 2015; See et al., 2017) and employs prompt-tuning. Since BARTScore does not have a multilingual variant, it is not evaluated on MUSS. Results of PRISM on MUSS are computed by passing each simplification as the candidate text and its paired original document as the source text.

5 Results

5.1 English summarization

We report the Pearson correlation between MaskEval scores and human judgments on the SummEval dataset in Table 1. We include results on the entirety of SummEval (top section) and results on the attention weight module’s test set, which is a subset of SummEval (bottom section), since MaskEval with learned weights is trained on the other examples. Although results with learned weights are therefore not directly comparable to those calculated on the full set, we can draw conclusions from comparing with MaskEval with uniform weights, for which results can be calculated for both full and partial sets. For each dimension, we report MaskEval with learned weights optimizing for said dimension, trained as described in 4.1. In the last column, we report the average of the correlation scores reported for each of the four dimensions.

MaskEval with uniform weights performs better than all previous metrics on 2 out of 4 dimensions; it outperforms both BARTScore and QuestEval for consistency and fluency and achieves an average score below that of the state-of-the-art BARTScore by 2.0 points. It surpasses the performance of QuestEval by 3.6 points.

The dimension that benefits most from our approach is fluency, as the correlation score increased by a large margin from previous best scores (40.6 > 33.1).

With learned attention weights, MaskEval is able to improve its performance in each of the 4 dimensions, with relevance benefiting the most with respect to uniform weights (12% gain). This comparison suggests that our method is effective.

⁷<https://github.com/neulab/BARTScore/tree/main/SUM/SummEval>

5.2 Multilingual simplification

In Table 2, we report the Pearson correlation between MaskEval scores and human judgments on the MUSS dataset. Since we trained solely on summarization data (the MLM is trained on multilingual summary-source pairs and the weights are trained on English SummEval), we report results for MaskEval with learned weights optimizing for each of the 4 summarization dimensions. MaskEval with uniform weights matches the performance of the best baseline, PRISM, doing better for fluency and slightly worse for adequacy. With learned weights optimized for relevance, MaskEval’s performance improves in both adequacy and fluency compared to MaskEval with uniform weights, and surpasses PRISM.

These state-of-the-art scores show the successful transfer of MaskEval to multilingual simplification, both in terms of transferring from (i) summarization to simplification and (ii) from an English-optimized model (English-only training set for the learned weights) to other languages.

Interestingly, we observe that optimizing for other summary quality dimensions does not improve MaskEval’s performance. In particular, learned weights optimized for SummEval fluency led to a poorer performance on the MUSS fluency dimension, suggesting that the two dimensions might not be equivalent across tasks, despite having the same name and similar definition. It would therefore be interesting to investigate, as future work, how MaskEval trained to evaluate one task can be best transferred to evaluate another task, through changes in training procedure (e.g. the dimension to optimize for).

6 Discussion

6.1 Analysis of the Weighting Function

We analyze the differences between the learned weights when they are tuned to each of SummEval’s (Fabbri et al., 2021) four dimensions: consistency, coherence, fluency and relevance. Figure 4 shows the average weight distribution across parts of speech in the source document. Compared to uniform weights, learned weights optimizing for consistency and those for fluency attribute greater weight to MLM steps masking adpositions (prepositions and postpositions), auxiliary verbs and determiners, and they attribute less weight to those masking nouns, verbs and adjectives. On the other hand, compared to uniform

SummEval						
	#Ref	Consistency	Coherence	Fluency	Relevance	Ave.
ROUGE-1	11	18.1	20.1	14.9	35.6	22.2
ROUGE-L	11	15.7	15.6	13.8	33.4	19.6
BLEU	11	17.5	22.0	13.7	35.6	22.2
BERTScore-f	11	20.3	18.5	21.6	31.9	23.1
ROUGE-1	1	11.0	9.8	7.5	18.9	11.8
ROUGE-L	1	8.2	7.3	5.7	13.5	8.7
BLEU	1	8.9	3.9	4.0	12.7	7.4
BERTScore-f	1	8.7	9.8	10.6	17.9	11.8
BARTScore	0	37.1	41.3	33.1	44.8	39.1
PRISM	0	29.7	28.1	24.8	29.7	28.1
SummaQA	0	8.3	8.0	-2.9	26.2	9.9
QAGS	0	20.4	7.7	16.8	9.1	13.7
QuestEval	0	42.0	24.0	28.4	39.2	33.5
MaskEval _{W=uniform}	0	44.6	27.6	40.6	35.6	37.1
SummEval subset (attention weight module’s test set)						
	#Ref	Consistency	Coherence	Fluency	Relevance	Ave.
MaskEval _{W=uniform}	0	44.1	27.3	42.3	35.5	37.3
MaskEval _{W=learned}	0	46.0	29.3	44.9	40.1	40.1

Table 1: English summarization results on the SummEval dataset (Pearson correlation). The top section reports results on the entire dataset (1600 summary-source pairs). Baseline non-QA metrics results are as reported in Fabbri et al. (2021); QA-based metrics results are as reported in Scialom et al. (2021a). MaskEval results are computed by uniformly weighting each text segment. The bottom section reports results on the subset (900 pairs).

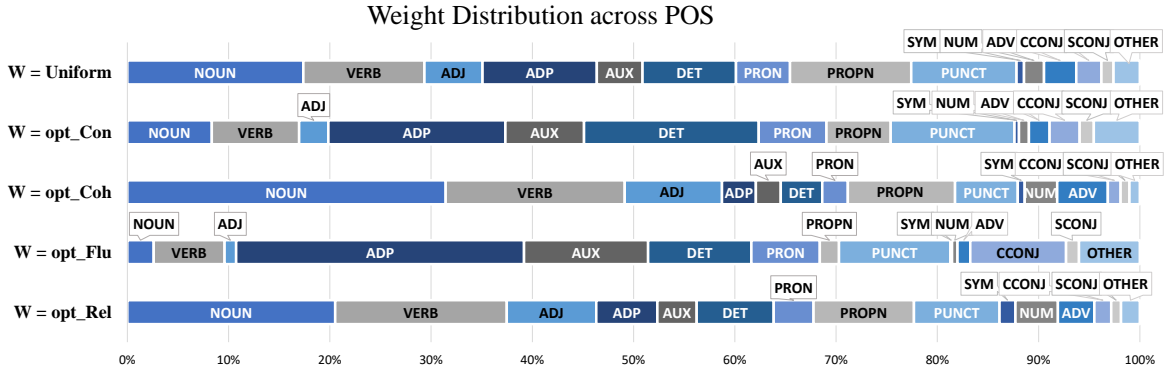


Figure 4: Average weight distribution across part-of-speech categories, as tagged by the English spaCy pipeline (Honnibal and Montani, 2017), in source documents from the test subset of SummEval. For example, when every word is weighted uniformly, nouns are on averaged given between 15 to 20% of weight across a single source document, indicating that on average 15 to 20% of words in a source document are nouns.

weights, learned weights optimizing for relevance and those for coherence attribute greater weight to MLM steps masking nouns, verbs and adjectives.

Some of these trends are surprising: existing QA-based metrics worked with the assumption that nouns (noun chunks, named entities) contain the most salient information, especially when it comes to evaluating factual consistency. However, the learned weights optimizing for consistency have a distribution that shows that adpositions, auxiliary verbs and determiners are important parts of speech

that should not be overlooked.

6.2 Sparsity: Towards Selective Masking

An important feature for an automatic metric to be widely adopted is its computational efficiency. This was one of the important concerns with QA-based metrics. We propose to use our weighting function to selectively mask the input texts, only calculating scores based on the highest weighted MLM steps, with the aim of reduce the number of masked predictions whilst best maintaining performance.

MUSS			
	Adequacy	Fluency	Ave.
ROUGE-1	41.6	26.1	33.9
ROUGE-L	40.9	25.4	33.2
SacreBLEU	32.7	22.4	27.6
BERTScore	37.5	21.4	29.5
BLEURT	37.7	31.8	34.8
PRISM	58.6	26.9	42.8
MaskEval $W=uniform$	56.5	30.3	43.4
$W=opt_Flu$	43.9	26.1	35.0
$W=opt_Con$	49.4	26.8	38.1
$W=opt_Coh$	37.3	30.7	34.0
$W=opt_Rel$	61.0	37.2	49.1

Table 2: Multilingual simplification results (Pearson correlation) on the MUSS dataset. Baseline metrics results are as reported in (Fabbri et al., 2021).

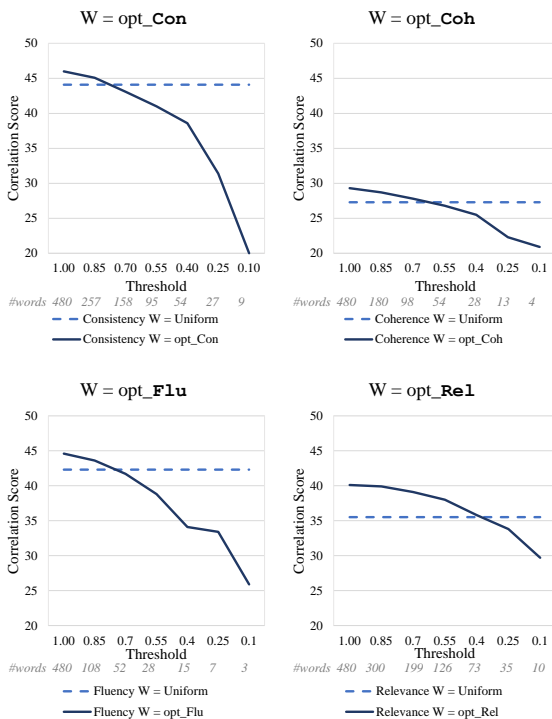


Figure 5: For each dimension, we first compute learned weights optimizing for said dimension. Only the top MLM steps whose learned weights sum up to a set threshold are considered. We then plot the resulting correlation score of the resulting sparse MaskEval on the test subset of SummEval. Under the x-axis, the average number of MLM steps considered at a specific threshold is given.

In Figure 5, we report the Pearson correlation on the test subset of SummEval when only some weighted MLM steps are considered in the computation of the MaskEval score (i.e we apply the weighter before the MLM step). We sort them by

their learned weight, and only keep the top MLM steps whose learned weights sum up to a set threshold. We then compute MaskEval score using the scores from the retained MLM steps only. As shown in Figure 5, for all four SummEval dimensions, a threshold of between 0.70 to 0.85 is enough for the resulting MaskEval to preserve over 90% of its original performance, and to match the performance of MaskEval with uniform weights. This threshold range corresponds to only considering (on average) 50 to 150 segments of a total of 480. This suggests that with learned weights, the number of MLM steps necessary can be reduced by almost 80% without losing the reliability of the metric.

7 Conclusion

In this paper, we propose MaskEval, a metric for summarization and simplification that obtains state-of-the-art results on multiple benchmarks. Taking inspiration from the BARTScore metric (Yuan et al., 2021) and the TLM objective (Lample and Conneau, 2019), we score all words in both the source and hypothesis text using an MLM (fine-tuned on task-specific data) and then apply a learned weighting function over those scores, optimized to the task and to the dimension being evaluated. Our analysis shows that different weights are applied depending on the dimension and that some parts of speech such as adpositions are more important than previously suspected (contrary to the assumption of question-based metrics that nouns are the most important). Our weighting function also allows us to produce a light-weight version of the metric, whereby we selectively mask only $\sim 20\%$ of the words to reach comparable scores to using uniform weighting over all scores.

Acknowledgements

This work is supported by the Natural Sciences and Engineering Research Council of Canada (NSERC). JC is a Canada CIFAR AI Chair. It was also partly funded by RB’s and BS’s chairs in the PRAIRIE institute funded by the French national agency ANR as part of the “Investissements d’avenir” programme under the reference ANR-19-P3IA-0001.

References

Rachel Bawden, Biao Zhang, Lisa Yankovskaya, Andre Tättar, and Matt Post. 2020. A study in im-

- proving BLEU reference coverage with diverse automatic paraphrasing. In *Findings of the Association for Computational Linguistics: EMNLP 2020*, pages 918–932, Online. Association for Computational Linguistics.
- Chris Callison-Burch, Miles Osborne, and Philipp Koehn. 2006. Re-evaluating the role of Bleu in machine translation research. In *11th Conference of the European Chapter of the Association for Computational Linguistics*, Trento, Italy. Association for Computational Linguistics.
- Jacob Devlin, Ming-Wei Chang, Kenton Lee, and Kristina Toutanova. 2019. BERT: Pre-training of deep bidirectional transformers for language understanding. In *Proceedings of the 2019 Conference of the North American Chapter of the Association for Computational Linguistics: Human Language Technologies, Volume 1 (Long and Short Papers)*, pages 4171–4186, Minneapolis, Minnesota. Association for Computational Linguistics.
- Esin Durmus, He He, and Mona Diab. 2020. FEQA: A question answering evaluation framework for faithfulness assessment in abstractive summarization. In *Proceedings of the 58th Annual Meeting of the Association for Computational Linguistics*, pages 5055–5070, Online. Association for Computational Linguistics.
- Matan Eyal, Tal Baumel, and Michael Elhadad. 2019. Question answering as an automatic evaluation metric for news article summarization. In *Proceedings of the 2019 Conference of the North American Chapter of the Association for Computational Linguistics: Human Language Technologies, Volume 1 (Long and Short Papers)*, pages 3938–3948, Minneapolis, Minnesota. Association for Computational Linguistics.
- Alexander R. Fabbri, Wojciech Kryściński, Bryan McCann, Caiming Xiong, Richard Socher, and Dragomir Radev. 2021. SummEval: Re-evaluating summarization evaluation. *Transactions of the Association for Computational Linguistics*, 9:391–409.
- Yvette Graham. 2015. Re-evaluating automatic summarization with BLEU and 192 shades of ROUGE. In *Proceedings of the 2015 Conference on Empirical Methods in Natural Language Processing*, pages 128–137, Lisbon, Portugal. Association for Computational Linguistics.
- Karl Moritz Hermann, Tomas Kocisky, Edward Grefenstette, Lasse Espeholt, Will Kay, Mustafa Suleyman, and Phil Blunsom. 2015. Teaching machines to read and comprehend. In *Advances in neural information processing systems*, pages 1693–1701.
- Matthew Honnibal and Ines Montani. 2017. spaCy 2: Natural language understanding with Bloom embeddings, convolutional neural networks and incremental parsing. To appear.
- Or Honovich, Leshem Choshen, Roei Aharoni, Ella Neeman, Idan Szpektor, and Omri Abend. 2021. q^2 : Evaluating factual consistency in knowledge-grounded dialogues via question generation and question answering. In *Proceedings of the 2021 Conference on Empirical Methods in Natural Language Processing*, pages 7856–7870, Online and Punta Cana, Dominican Republic. Association for Computational Linguistics.
- Baotian Hu, Qingcai Chen, and Fangze Zhu. 2015. LCSTS: A large scale Chinese short text summarization dataset. In *Proceedings of the 2015 Conference on Empirical Methods in Natural Language Processing*, pages 1967–1972, Lisbon, Portugal. Association for Computational Linguistics.
- Melvin Johnson, Mike Schuster, Quoc V. Le, Maxim Krikun, Yonghui Wu, Zhifeng Chen, Nikhil Thorat, Fernanda Viégas, Martin Wattenberg, Greg Corrado, Macduff Hughes, and Jeffrey Dean. 2017. Google’s multilingual neural machine translation system: Enabling zero-shot translation. *Transactions of the Association for Computational Linguistics*, 5:339–351.
- Diederik P. Kingma and Jimmy Ba. 2015. Adam: A method for stochastic optimization. In *Proceedings of the 3rd International Conference for Learning Representations*, San Diego.
- Fajri Koto, Jey Han Lau, and Timothy Baldwin. 2021. Evaluating the efficacy of summarization evaluation across languages. In *Findings of the Association for Computational Linguistics: ACL-IJCNLP 2021*, pages 801–812, Online. Association for Computational Linguistics.
- Fajri Koto, Afshin Rahimi, Jey Han Lau, and Timothy Baldwin. 2020. IndoLEM and IndoBERT: A benchmark dataset and pre-trained language model for Indonesian NLP. In *Proceedings of the 28th International Conference on Computational Linguistics*, pages 757–770, Barcelona, Spain (Online). International Committee on Computational Linguistics.
- Guillaume Lample and Alexis Conneau. 2019. Cross-lingual language model pretraining. *Advances in Neural Information Processing Systems (NeurIPS)*.
- Hwanhee Lee, Thomas Scialom, Seunghyun Yoon, Franck Dernoncourt, and Kyomin Jung. 2021. QACE: Asking questions to evaluate an image caption. In *Findings of the Association for Computational Linguistics: EMNLP 2021*, pages 4631–4638, Punta Cana, Dominican Republic. Association for Computational Linguistics.
- Mike Lewis, Yinhan Liu, Naman Goyal, Marjan Ghazvininejad, Abdelrahman Mohamed, Omer Levy, Veselin Stoyanov, and Luke Zettlemoyer. 2020. BART: Denoising sequence-to-sequence pre-training for natural language generation, translation, and comprehension. In *Proceedings of the 58th Annual Meeting of the Association for Computational Linguistics*, pages 7871–7880, Online. Association for Computational Linguistics.

- Chin-Yew Lin. 2004. **ROUGE: A package for automatic evaluation of summaries**. In *Text Summarization Branches Out*, pages 74–81, Barcelona, Spain. Association for Computational Linguistics.
- Ilya Loshchilov and Frank Hutter. 2017. **Fixing weight decay regularization in adam**. *CoRR*, abs/1711.05101.
- Louis Martin, Angela Fan, Éric de la Clergerie, Antoine Bordes, and Benoît Sagot. 2020. **MUSS: Multilingual Unsupervised Sentence Simplification by Mining Paraphrases**.
- Louis Martin, Samuel Humeau, Pierre-Emmanuel Mazaré, Éric de La Clergerie, Antoine Bordes, and Benoît Sagot. 2018. **Reference-less quality estimation of text simplification systems**. In *Proceedings of the 1st Workshop on Automatic Text Adaptation (ATA)*, pages 29–38, Tilburg, the Netherlands. Association for Computational Linguistics.
- Jekaterina Novikova, Ondřej Dušek, Amanda Cercas Curry, and Verena Rieser. 2017. **Why we need new evaluation metrics for NLG**. In *Proceedings of the 2017 Conference on Empirical Methods in Natural Language Processing*, pages 2241–2252, Copenhagen, Denmark. Association for Computational Linguistics.
- Kishore Papineni, Salim Roukos, Todd Ward, and Wei-Jing Zhu. 2002. **Bleu: a method for automatic evaluation of machine translation**. In *Proceedings of the 40th Annual Meeting of the Association for Computational Linguistics*, pages 311–318, Philadelphia, Pennsylvania, USA. Association for Computational Linguistics.
- Colin Raffel, Noam Shazeer, Adam Roberts, Katherine Lee, Sharan Narang, Michael Matena, Yanqi Zhou, Wei Li, and Peter J. Liu. 2020. **Exploring the limits of transfer learning with a unified text-to-text transformer**. *Journal of Machine Learning Research*, 21(140):1–67.
- Clement Rebuffel, Thomas Scialom, Laure Soulier, Benjamin Piwowarski, Sylvain Lamprier, Jacopo Staiano, Geoffrey Scoutheeten, and Patrick Gallinari. 2021. **Data-QuestEval: A referenceless metric for data-to-text semantic evaluation**. In *Proceedings of the 2021 Conference on Empirical Methods in Natural Language Processing*, pages 8029–8036, Online and Punta Cana, Dominican Republic. Association for Computational Linguistics.
- Ricardo Rei, Craig Stewart, Ana C Farinha, and Alon Lavie. 2020. **COMET: A neural framework for MT evaluation**. In *Proceedings of the 2020 Conference on Empirical Methods in Natural Language Processing (EMNLP)*, pages 2685–2702, Online. Association for Computational Linguistics.
- Arij Riabi, Thomas Scialom, Rachel Keraron, Benoît Sagot, Djamé Seddah, and Jacopo Staiano. 2021. **Synthetic data augmentation for zero-shot cross-lingual question answering**. In *Proceedings of the 2021 Conference on Empirical Methods in Natural Language Processing*, pages 7016–7030, Online and Punta Cana, Dominican Republic. Association for Computational Linguistics.
- Thomas Scialom, Paul-Alexis Dray, Sylvain Lamprier, Benjamin Piwowarski, and Jacopo Staiano. 2020. **MLSUM: The multilingual summarization corpus**. In *Proceedings of the 2020 Conference on Empirical Methods in Natural Language Processing (EMNLP)*, pages 8051–8067, Online. Association for Computational Linguistics.
- Thomas Scialom, Paul-Alexis Dray, Sylvain Lamprier, Benjamin Piwowarski, Jacopo Staiano, Alex Wang, and Patrick Gallinari. 2021a. **QuestEval: Summarization asks for fact-based evaluation**. In *Proceedings of the 2021 Conference on Empirical Methods in Natural Language Processing*, pages 6594–6604, Online and Punta Cana, Dominican Republic. Association for Computational Linguistics.
- Thomas Scialom and Felix Hill. 2021. **Beametrics: A benchmark for language generation evaluation evaluation**. *arXiv preprint arXiv:2110.09147*.
- Thomas Scialom, Sylvain Lamprier, Benjamin Piwowarski, and Jacopo Staiano. 2019. **Answers unite! unsupervised metrics for reinforced summarization models**. In *Proceedings of the 2019 Conference on Empirical Methods in Natural Language Processing and the 9th International Joint Conference on Natural Language Processing (EMNLP-IJCNLP)*, pages 3246–3256, Hong Kong, China. Association for Computational Linguistics.
- Thomas Scialom, Louis Martin, Jacopo Staiano, Éric Villemonte de la Clergerie, and Benoît Sagot. 2021b. **Rethinking automatic evaluation in sentence simplification**. *arXiv preprint arXiv:2104.07560*.
- Abigail See, Peter J. Liu, and Christopher D. Manning. 2017. **Get to the point: Summarization with pointer-generator networks**. In *Proceedings of the 55th Annual Meeting of the Association for Computational Linguistics (Volume 1: Long Papers)*, pages 1073–1083, Vancouver, Canada. Association for Computational Linguistics.
- Thibault Sellam, Dipanjan Das, and Ankur Parikh. 2020. **BLEURT: Learning robust metrics for text generation**. In *Proceedings of the 58th Annual Meeting of the Association for Computational Linguistics*, pages 7881–7892, Online. Association for Computational Linguistics.
- Elior Sulem, Omri Abend, and Ari Rappoport. 2018. **BLEU is not suitable for the evaluation of text simplification**. In *Proceedings of the 2018 Conference on Empirical Methods in Natural Language Processing*, pages 738–744, Brussels, Belgium. Association for Computational Linguistics.
- Brian Thompson and Matt Post. 2020. **Automatic machine translation evaluation in many languages via**

zero-shot paraphrasing. In *Proceedings of the 2020 Conference on Empirical Methods in Natural Language Processing (EMNLP)*, pages 90–121, Online. Association for Computational Linguistics.

Alex Wang, Kyunghyun Cho, and Mike Lewis. 2020. Asking and answering questions to evaluate the factual consistency of summaries. In *Proceedings of the 58th Annual Meeting of the Association for Computational Linguistics*, pages 5008–5020, Online. Association for Computational Linguistics.

Linting Xue, Noah Constant, Adam Roberts, Mihir Kale, Rami Al-Rfou, Aditya Siddhant, Aditya Barua, and Colin Raffel. 2021. mT5: A massively multilingual pre-trained text-to-text transformer. In *Proceedings of the 2021 Conference of the North American Chapter of the Association for Computational Linguistics: Human Language Technologies*, pages 483–498, Online. Association for Computational Linguistics.

Weizhe Yuan, Graham Neubig, and Pengfei Liu. 2021. Bartscore: Evaluating generated text as text generation. In *Advances in Neural Information Processing Systems*, volume 34, pages 27263–27277. Curran Associates, Inc.

Tianyi Zhang, Varsha Kishore, Felix Wu, Kilian Q Weinberger, and Yoav Artzi. 2020. BERTScore: Evaluating text generation with BERT. In *International Conference on Learning Representations*, Online.

Wei Zhao, Maxime Peyrard, Fei Liu, Yang Gao, Christian M. Meyer, and Steffen Eger. 2019. MoverScore: Text generation evaluating with contextualized embeddings and earth mover distance. In *Proceedings of the 2019 Conference on Empirical Methods in Natural Language Processing and the 9th International Joint Conference on Natural Language Processing (EMNLP-IJCNLP)*, pages 563–578, Hong Kong, China. Association for Computational Linguistics.