

Medical Scientific Table-to-Text Generation with Human-in-the-Loop under the Data Sparsity Constraint

Heng-Yi Wu^{2,=}, Jingqing Zhang^{1,3,=}, Julia Ive^{1,4}, Tong Li¹, Narges Tabari², Bingyuan Chen², Vibhor Gupta¹, and Yike Guo^{1,3,5,*}

¹Pangaea Data Limited, UK, USA

²Development Science Informatics, Genentech Inc, USA

³Data Science Institute, Imperial College London, London, SW7 2AZ, UK

⁴Department of Computing, Imperial College London, London, SW7 2AZ, UK

⁵Hong Kong Baptist University, Hong Kong SAR, China

⁼These authors contributed equally to this work.

^{*}y.guo@imperial.ac.uk

ABSTRACT

Structured (tabular) data in the preclinical and clinical domains contains valuable information about individuals and an efficient table-to-text summarization system can drastically reduce manual efforts to condense this data into reports. However, in practice, the problem is heavily impeded by the data paucity, data sparsity and inability of the state-of-the-art natural language generation models (including T5, PEGASUS and GPT-Neo) to produce accurate and reliable outputs. In this paper, we propose a novel table-to-text approach and tackle these problems with a novel two-step architecture which is enhanced by auto-correction, copy mechanism and synthetic data augmentation. The study shows that the proposed approach selects salient biomedical entities and values from structured data with improved precision (up to 0.13 absolute increase) of copying the tabular values to generate coherent and accurate text for assay validation reports and toxicology reports. Moreover, we also demonstrate a light-weight adaptation of the proposed system to new datasets by fine-tuning with as little as 40% training examples. The outputs of our model are validated by human experts in the Human-in-the-Loop scenario.

Introduction

General data-to-text (Data2Text) generation with neural methods is a widely studied problem with a range of successful approaches¹⁻³. Table-to-text (Table2Text) generation is its sub-problem focused on extracting relevant tabular values, describing (extractive reasoning) and deducing conclusions about them (abstractive reasoning) in the text⁴⁻⁶. Despite the majority of the approaches being quite successful, there are still several major challenges to embrace to increase the chances of successful deployment of these models in real-life scenarios. State-of-the-art (SOTA) text generation models in general and Table2Text models, in particular, are Transformer-based⁷ and require a lot of data for proper training. Such data is rarely available in practice; hence models struggle to learn how to copy data from inputs to outputs correctly. Higher precision is usually achieved by adapting these models to specific tasks via fine-tuning, which creates practical issues of maintaining these big models when many different tasks are considered. Moreover, the models operate as black boxes with little ability to convey reasons for their decisions.

Automated Table2Text generation in the medical scientific domain has the potential to drastically reduce the burden of human experts spending a lot of their time writing reports. However, the aforementioned challenges are particularly actual for the medical scientific domain. The precision of tabular values that appear in the text is essential for the validity of the generated text. Model decisions need to be transparent for clinical experts to rely on them. In addition, data sparsity is a major bottleneck in the medical scientific domain: texts are of high quality and produced in small quantities by experts. Medical reports tend to vary significantly with respect to the type of information they summarise and the aspects of the input they reflect. In such conditions, it is almost infeasible to create a model per text type. Hence neural Table2Text generation of the scientific medical text remains an understudied problem⁸.

In this work, we pioneer the task of Table2Text generation in the medical scientific domain and address the aforementioned challenges with a two-step generation approach that enhances the effect of augmented data with copy mechanisms^{9,10} to increase precision and interpretability of the resulting Table2Text model.

Following best practices³, our framework consists of two components: the **Table Extractor** of tabular values that are to

be described in the text and the **Text Generator** that takes the extract (as produced at the previous step) and generates actual text. Both components are SOTA language models¹¹ equipped with copy mechanisms that map the values directly from the inputs (acting as pointers). As the Table2Text task usually assumes the presence of values from the input structured data in the textual outputs, the straightforward data augmentation approach consists in building the training examples by slot-value replacements respecting the slot type¹: e.g., “100 ml” will be replaced by similar values occurring in similar conditions “200 ml” or “300 ml”. We extend this approach further and increase the variety of numeral values by slight randomisation (by taking the value very close to the original value). Coupled with our copy mechanisms, our data augmentation procedure promotes training examples where only the matched values are changing and the copy mechanism allows the model to focus on them and ensure the precision of their copy.

Furthermore, we introduce a Human-in-the-Loop protocol exploiting the best practices of Active Learning¹² and on-the-fly model adaptation. Active Learning relates a group of methods for choosing the training samples that are most likely to improve a system. The initial goal of these techniques is to save human effort by proposing to annotate less data. In our setting, we chose only the examples that will be beneficial for model adaptation according to the model uncertainty in its output and ensure the minimal human correction effort. Furthermore, we solve the practical issue of the costly large model adaptation and propose to adapt to the human feedback on-the-fly by only fine-tuning an Automatic Corrector (**Autocorrector**) model built on the top of the main model. Our choice of the Autocorrector architecture is stimulated by the best practises in the adjacent Machine Translation domain¹³. Such Autocorrectors are able to perform more direct changes to outputs and are easier to adapt¹⁴.

Our main **contributions** are: (i) proposal for a transparent Table2Text architecture for the generation of accurate medical scientific text with the traceability to identify the link between automated narratives and values; (ii) generalisable methodology of synthetic data generation to address the crucial issue of data sparsity for the medical scientific Table2Text; (iii) Human-in-the-Loop protocol to efficiently update the model to new types of data with minimum human annotation effort using automatic correction techniques.

We benchmark our approach on two types of Table2Text medical scientific data: assay validation reports and toxicology reports. Our approach outperforms the state-of-the-art methods by up to 0.13 absolute increase on Table Recall of copying tabular values accurately to text. Besides, we also provide an in-depth analysis of our model outputs as a result of the Human-in-the-Loop assessment and show the proposed approach adapts to new datasets with as little as 40% training examples.

Results

Data

Assay Validation Reports

Assay Validation Report (AVR) is the comprehensive experiment report that evaluates and documents the quantitative performance of an assay, including sensitivity, specificity, accuracy, precision, detection limit, range and limits of quantitation. Full assay validation will include inter-assay and inter-laboratory assessment of assay repeatability and robustness.

In this project, we extract 1,239 table-paragraph pairs from 92 raw assay validation reports. 106 pairs are reserved for testing and the other 1133 pairs are used for training as shown in Table 1. The paragraphs describing tables are automatically paired from longer PDF reports (which are transformed to text by using OCR) by first matching the table number and then selecting the paragraph that contains the most values from the table. For better evaluation, tuples from the test set are manually updated after this automatic selection procedure, as most of the errors of the automatic selection procedure are related to incomplete paragraphs split across PDF pages.

In practice, the Assay Validation Reports can be continuously collected from different data vendors. Therefore, to evaluate the capability of our model to adapt to new data sources efficiently, we collect extra 218 and 219 samples for fine-tuning and testing respectively in the low-resource and light-weight Human-in-the-Loop scenario. The table-paragraph pairs used in the Human-in-the-Loop (HIL) scenario are manually curated and validated by one in-domain expert.

Toxicology Reports

Toxicology Reports describing the results of preclinical toxicology studies carried out by pharmaceutical companies have been identified as a valuable source of information on safety findings for investigational drugs. In this project, Toxicology Reports which are abbreviated by experts and describe the findings in bullet points are used for model training and evaluation.

We extract 87 table-paragraph pairs (including the findings for body weight changes, clinical observations and mortality rates) from raw Toxicology Reports. 43 pairs are used for training and 44 pairs are reserved for testing as shown in Table 1. All pairs are manually curated and validated by one in-domain expert. However, as the number of real training pairs is rather limited, we generate 43,000 synthetic training pairs based on the 43 real training pairs to strengthen the robustness of model training. Also, due to the limited size of real data, Toxicology Reports are not included in the Human-in-the-Loop experiments.

	AVR (training)	AVR (testing)	AVR for HIL (fine-tuning)	AVR for HIL (testing)	Toxicology Reports (training)	Toxicology Reports (testing)
#, input tables	1133	106	218	219	43	44
avg #, input words	185.8	185.1	198.6	204.7	32.3	38.6
avg #, input tokens	307.0	308.6	321.0	342.6	62.5	73.7
#, target reports	1133	106	218	219	43	44
avg #, words in reports	94.6	125.2	94.7	100.2	20.7	25.8
avg #, tokens in reports	126.8	170.0	125.4	135.5	43.8	53.0

Table 1. Statistics of Assay Validation Reports (AVR) and Toxicology Reports. The Assay Validation Reports include raw data for regular training and testing, and curated data for fine-tuning and testing in the Human-in-the-Loop (HIL) scenario. The real Toxicology Reports are split into training and testing and the training pairs are augmented by 43,000 synthetic training pairs. Also, due to limited size of real data, the Toxicology Reports are not used in the Human-in-the-Loop experiments.

Evaluation Metrics

Considering the importance of the copying precision of tabular values in the resulting text, we have used two metrics focused on the assessment of the precision of the values in text reports copied from input tables.

Table Recall estimates the percentage of unique table extract values that appear in the generated text. This metric does not take the order and count of values in the table extract into account.

BLEU Extract is based on the popular text generation metric BLEU¹⁵ and computes the precision values of consecutive token spans between the table extract restored from the generated report and the reference table extract. The table extracts restored from the text contains only the words and numbers present both in the generated text and in the reference table extract. This metric accounts for the order and count of the tabular values in the extracts.

We also report standard metrics comparing lexical content of target and generated text: ROUGE, BLEU and TER. ROUGE¹⁶ measures the overlapped n -grams between generated and target text and BLEU¹⁵ measures n -gram precision. Whereas, TER¹⁷ measures the minimum number of edits (substitution, insertion, deletion and shift of a word) required to change a generated sentence so that it exactly matches a genuine one, so it is the lower the better.

Comparison to the State-of-the-Art

	Table Recall \uparrow	BLEU Extract \uparrow	ROUGE 1 \uparrow	ROUGE 2 \uparrow	ROUGE L \uparrow	BLEU \uparrow	TER \downarrow
Template	0.3856	27.07	0.5666	0.4192	0.4984	40.30	0.6661
Content Selection and Planning	0.5352	20.38	0.3996	0.2318	0.3140	17.34	1.4980
GPT-Neo	0.8577	23.82	0.2110	0.0715	0.1207	1.83	1.3508
T5	0.4923	15.87	0.3968	0.1956	0.2435	14.82	1.1228
PEGASUS	0.5927	39.49	0.6128	0.4927	0.5550	42.04	0.7147
Ours	0.7245	46.92	0.6590	0.5304	0.5986	44.36	0.6455

(a) Results on Assay Validation Reports.

	Table Recall \uparrow	BLEU Extract \uparrow	ROUGE 1 \uparrow	ROUGE 2 \uparrow	ROUGE L \uparrow	BLEU \uparrow	TER \downarrow
GPT-Neo	0.9127	25.03	0.6980	0.2867	0.5132	8.72	1.2586
T5	0.8784	26.47	0.7364	0.5874	0.7240	41.79	0.5990
PEGASUS	0.8999	29.98	0.9038	0.7799	0.8867	64.71	0.2789
Ours	0.8897	29.49	0.9055	0.7760	0.9034	65.18	0.2640

(b) Results on Toxicology Reports.

Table 2. Comparison of the proposed approach with the state-of-the-art baseline methods on the test set of Assay Validation Reports and Toxicology Reports. The proposed approach outperforms all baseline methods on Assay Validation Reports and generate overall comparable results on Toxicology Reports. As the real data of Toxicology Reports is rather limited, in order to generate reasonable outputs, the baseline methods are trained by synthetic training pairs which are created by our proposed method. We observe GPT-Neo exhibits an exaggerated Table Recall but very low ROUGE and BLEU on both datasets due to the fact that the model tends to simply copy input tables into the output.

In this section, we compare the proposed approach to the state-of-the-art (SOTA) methods. Apart from the baselines for

Toxicology Reports, all other model-based baselines are trained with only real data without using synthetic data if it is not specified otherwise. The following baseline methods are considered:

- **Template-based algorithm** is designed to find the closest matches between real training set and real testing set. For each test table, we select the closest template from the training data according to table titles using the longest contiguous matching sub-sequence algorithm which is defined as follows:

$$D_{ro} = \frac{2K_m}{|S_1| + |S_2|}$$

where $|S_1|$, $|S_2|$ are the length of two strings and K_m represents the number of matching characters between two strings. We then fill the slots in the selected template with values from the corresponding positions in the test table.

- **PEGASUS** is a Transformer encoder-decoder model with the pre-training objective that masks and generates important gap sentences from an input document and achieves state-of-the-art performance on 12 abstractive summarisation datasets¹¹.
- **T5** is also a Transformer encoder-decoder model which is pre-trained on a multi-task mixture of unsupervised and supervised tasks and unifies all natural language processing tasks into text-to-text format¹⁸.
- **GPT-Neo**: is an open-sourced GPT3-like model but is pre-trained on the Pile corpus with Masked Autoregressive Language Model. The Pile corpus provides large and diverse text resources for language modelling¹⁹.
- **Content Selection and Planning** proposes a two-step approach²⁰. In the first stage, given a corpus of data records (table-report pairs), the extractor produces a content plan highlighting the values to be mentioned in a specific order. Then in the second stage, an Long Short-Term Memory (LSTM) encoder-decoder model with a copy mechanism is used to generate the report based on the content plan.

Table 2 shows results by comparing the proposed approach with the SOTA baseline methods on Assay Validation Reports and Toxicology Reports. On Assay Validation Reports, our approach outperforms the SOTA methods by at least an absolute increase of 0.13 on Table Recall, 7.43 on BLEU Extract, 0.05 on ROUGE1. However, GPT-Neo exhibits an exaggerated Table Recall score of 0.86 due to the fact that the model tends to simply copy input tables into the output, hence other scores like BLEU Extract and ROUGE are rather low. On Toxicology Reports, due to the limited amount of real training data, all the baseline methods and the proposed approach are trained using synthetic data. As a result, the proposed approach achieves comparable results as the baseline methods and we tend to attribute this fact to the extremely small size of the test set (44 examples) of Toxicology Reports.

Ablation Study

	Table Recall ↑	BLEU Extract ↑	ROUGE 1 ↑	ROUGE 2 ↑	ROUGE L ↑	BLEU ↑	TER ↓
Ours	0.7245	46.92	0.6590	0.5304	0.5986	44.36	0.6455
minus Autocorrector (AC)	0.7188	43.54	0.6436	0.4991	0.5759	43.37	0.6836
minus AC, Curriculum Learning (CL)	0.6966	46.49	0.6497	0.5189	0.5899	47.85	0.6615
minus AC, CL, Synthetic Data	0.6497	47.61	0.6591	0.5422	0.6029	48.85	0.6470

(a) Ablation study results on Assay Validation Reports.

	Table Recall ↑	BLEU Extract ↑	ROUGE 1 ↑	ROUGE 2 ↑	ROUGE L ↑	BLEU ↑	TER ↓
Ours	0.8897	29.49	0.9055	0.776	0.9034	65.18	0.264
minus Autocorrector (AC)	0.8694	29.65	0.8955	0.7719	0.8830	62.14	0.2927

(b) Ablation study results on Toxicology Reports.

Table 3. Ablation study of the proposed approach on Assay Validation Reports and Toxicology Reports to understand the impact of mechanisms: Autocorrector, Curriculum Learning and Synthetic Data. On Assay Validation Reports, the mechanisms together produce higher Table Recall while the other metrics are comparable. On Toxicology Report, due to the limited amount of real training data, the Curriculum Learning is not applicable; Synthetic Data is always applied; and Autocorrector produces comparable results.

In this section, we investigate the efficiency of the incorporated mechanisms that help our model to be precise while copying crucial table values to the textual output: Synthetic Data, Curriculum Learning and Autocorrector. Table 3 demonstrates the

results of the ablation study on Assay Validation Reports and Toxicology Reports which are evaluated on the same test set as the previous section. On Assay Validation Report, Table Recall exhibits a stable improvement from 0.65 to 0.72, benefiting from the addition of those mechanisms, while the BLEU Extract is comparable. This supports our claims on the efficiency of our procedures. As for the other metrics that focus on lexical content (ROUGE, BLEU, TER) our mechanisms tend to maintain them on the same level or slightly decrease them.

For Toxicology Reports, most metrics exhibit a stable improvement though the BLEU Extract decreases slightly. We hypothesize the decrease of BLEU Extract is caused by the clinical observation section of Toxicology Reports. The clinical observation section usually describes a series of abnormalities, the order of which is not deterministic nor critical, as long as all abnormalities are listed in the text. As a result, though the proposed approach can generate the abnormalities accurately in text, the order may not be the same as that in the target text hence BLEU Extract decreases.

Low-Resource and Light-Weight Model Adaptation via Human-in-the-Loop

	Table Recall \uparrow	BLEU Extract \uparrow	ROUGE 1 \uparrow	ROUGE 2 \uparrow	ROUGE L \uparrow	BLEU \uparrow	TER \downarrow
Template	0.4375	24.58	0.6452	0.518	0.5947	46.4458	0.6049
Content Selection and Planning	0.4179	10.95	0.3264	0.1608	0.2471	10.66	1.8715
GPT-Neo	0.8878	24.94	0.2074	0.0838	0.1199	2.49	1.7256
T5	0.4966	19.90	0.3790	0.2098	0.2610	14.39	1.3084
PEGASUS	0.4698	20.67	0.6107	0.4856	0.5605	40.42	0.7902
Ours	0.5766	30.37	0.6200	0.5029	0.5698	39.89	0.8641
minus Autocorrector (AC)	0.5728	28.20	0.6133	0.4787	0.5513	39.80	0.8787
minus AC, Curriculum Learning (CL)	0.5502	27.72	0.6056	0.4751	0.5478	39.52	0.8426
minus AC, CL, Synthetic	0.4788	24.50	0.6328	0.5084	0.5823	42.66	0.7554

Table 4. Results of comparison with state-of-the-art baseline methods and ablation study on the Assay Validation Reports (AVR) in the Human-in-the-Loop (HIL) scenario. Please note, in these results, the proposed approach and model-based baselines are not fine-tuned by the manually curated data. Overall, though the proposed approach still produces higher Table Recall and BLEU Extract with comparable or better performance on other metrics than baseline and ablated methods, the overall performance decreases on the new data source of AVR for HIL.

In real-world practice, the Assay Validation Reports are being collected continuously from different data sources (e.g. labs, vendors, clinical research organizations). Therefore, the type of input table and the writing style of the reports can be different from historical data.

Given the new source of Assay Validation Reports collected for Human-in-the-Loop (HIL) experiments as shown in Table 1, we first evaluate the performance of the same models which have been reported in Table 2 (a) and Table 3 (a) directly without further fine-tuning on the hold-out testing set of AVR for HIL. Table 4 shows the comparison of the proposed approach to the state-of-the-art baseline and ablated methods. On Assay Validation Reports for HIL, the proposed approach outperforms state-of-the-art methods with at least an absolute increase of 0.08 on Table Recall, 5.43 on BLEU Extract, and comparable or better performance on other metrics. When compared with ablated methods, the proposed approach produces higher Table Recall and BLEU Extract while maintaining other metrics at the same level. However, overall, the performance of most models decreases on the new data source of AVR if there is no fine-tuning.

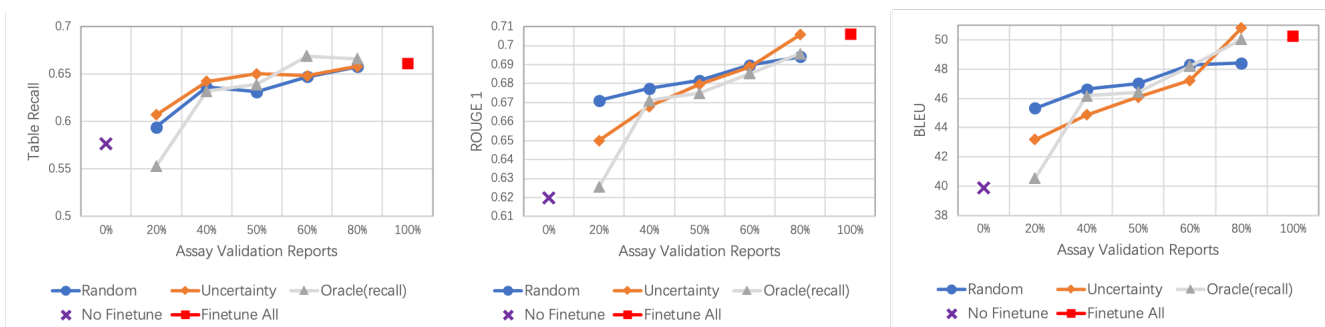


Figure 1. In the low-resource setting with selective supervision, we pick subsets with 0% (no fine-tuning as presented in Table 4), 20%, 40%, 50%, 60%, 80%, and 100% (full fine-tuning) labelled data to fine-tune and we reports results across Table Recall, ROUGE1 and BLEU. With only 40% data, the fine-tuned model produces decent performance, and with 80% data, the model shows similar Table Recall, ROUGE1 and better BLEU than the model that is fully fine-tuned.

To help the model adapt to new data sources efficiently with minimal human effort, we introduce the Human-in-the-Loop (HIL) protocol whereby the model can incorporate a small set of human corrections into its learning process, and thereby create a “loop” in which the model constantly learns to improve its capabilities. With the HIL protocol, the experts who write the relevant scientific reports are requested to correct a small set of reports generated by the model automatically. The corrections are then used as extra training data for the model to adapt. Ideally, the model should adapt with human corrections on a minimal amount of data samples (low-resource model adaptation), so selecting the data samples that can help the model adapt most effectively is critical.

Besides, adapting the entire pipeline (Table Extractor, Text Generator and Autocorrector) requires a lot of human feedback, which can be costly in time. Therefore, we propose a light-weight model adaptation paradigm that adapts the new data to Autocorrector only. The Autocorrector is designed to correct the wrong phrases (e.g. numbers, concepts, etc.) in the initial text generated by Table Extractor and Text Generator based on the input tables. In the following experiments where fine-tuning is required, only Autocorrector is fine-tuned.

As manually curated data is expensive in real-world practice, when only limited gold data is available, i.e., in the low-resource setting, Figure 1 compares three data sample selection strategies for Active Learning, namely random sampling, uncertainty-based sampling and oracle sampling, on the Assay Validation Reports for HIL. The uncertainty-based sampling strategy is consistently better than the other two strategies in terms of Table Recall when less than 50% of curated data is used for fine-tuning. Besides, with only 40% curated data, the model can already generate decent performance, and with 80% of curated data, the model shows similar (in terms of Table Recall, ROUGE1) and better performance (in terms of BLEU) than the model that is fully fine-tuned.

Table 5 demonstrates a good example of a generated report requiring little human effort where our model can correctly select relevant values. The worst example illustrates how the model falls back to the most generic text when the type of the input table is unseen during training.

Discussion

We present an approach to generate extractive-abstractive paragraphs summarising scientific medical tables. Our solution presents a unique combination of the state-of-the-art text generation means (Copy Mechanisms, Curriculum Learning, Synthetic Data and Autocorrector) to ensure the creation of models that address the crucial challenge of the scientific Table2Text: accurate summarisation of key tabular values. To our knowledge, such type of Table2Text generation of scientific medical text has not been tackled before.

We propose an extended approach to generate synthetic examples of table-text tuples to address the extreme data sparsity in the domain (e.g., the 43 Toxicology Reports training pairs we use in our study). Combined with the Copy Mechanisms that act like pointers, our data augmentation procedure promotes precision of copying relevant values from inputs and increase the model’s potential to be interpretable.

Moreover, to address the need to rapidly adapt the model to new types of data we use the Active Learning (AL) techniques in the Human-in-the-Loop protocol that ensure the minimal human correction effort. Then we choose not to fine-tune large models in a costly way but rather perform light-weight updates to the Autocorrector model built on top of the main model.

There are several directions to take our work further. The underlying deep learning methodology of the Extractor and the Generator could be changed to use methods that allow longer tabular inputs (e.g., Big Bird²¹).

	Predicted text	Target text
Best	The effect of ProcessH on the detection of ConditionA was evaluated in run RunID92 by analyzing blanks (GroupH 1, 4, and 7), low - level (GroupH 3, 6, and 9 at 300 ng/mL), and high - level (GroupH 2, 5, and 8 at 1000 ng/mL) controls, prepared in 0 % , 2 % , or 10 % ProcessH whole blood, respectively. As presented in Table7B , there was no effect from ProcessH on the detection of low - level ConditionA and high - level ConditionA in 2 % and 10 % ProcessH whole blood, and no cross - reactivity was observed in negative samples.	The effect of ProcessH on the detection of ConditionA was evaluated in runs RunID8 and RunID9 by analyzing blanks (GroupH 1, 4, and 7), low - level (GroupH 2, 5, and 8 at 300 ng/mL), and high - level (GroupH 3, 6, and 9 at 1000 ng/mL), each pre - spiked with 250 μ g/mL of DrugA) positive controls , prepared in 0 % , 2 % , or 10 % ProcessH human whole blood . As presented in Table7B , there was no effect from ProcessH on the detection of low - and high - level ConditionA in 2 % and 10 % ProcessH whole blood , and no cross - reactivity was observed in negative samples .
Worst	The fixed specificity assay cut point (CP.V) was generated based on percentile (e.g.. 95th percentile) of the pooled data (Table1H and Appendix C) Please select appropriate cut point based on scientific purpose.	From the intra - assay result , PTC 's titer % CV for RUN RunID1 was 0.2 % . Data for these runs are presented in Table1H .

Table 5. The best and worst examples in Assay Validation Report for Human-in-the-Loop. The model generates critical values accurately in the best example while the model generates irrelevant when the type of input table is unknown in the worst example. For proprietary reason, the values in the examples are dummy for demonstration purpose only.

Finally, we have investigated only two types of text, namely Assay Validation Reports and Toxicology Reports. Looking forward, a more universal approach to generate different types of reports with one single model would contribute to the model generalisability and further address the data sparsity.²²

In conclusion, the proposed Table-to-Text Generation model makes impacts in several aspects of AI-Assisted Report Writing. With the precise value extraction from tables and the concise text generation for drafting a report, it dramatically (1) eliminates the manual annotation need on prospective reports, (2) increases data traceability and reduces human errors from copy and pasting across different tables or database, and (3) ultimately speeds up regulatory filing for pre-clinical and clinical study teams.

Methods

Data Pre-processing

In the table pre-processing step, we flatten the input tables row by row into a sequence of tokens. To reduce the token count, we reduce tokens in table rows if they re-appear at the same position in at least two consecutive table rows. We also limit the number of table rows and the number of tokens per row to accommodate 85% of corpus-level matches of table values to reports. We prepend each table with its title. Special cell markup (e.g., asterisks indicating a remarkable result) is propagated to respective column and row titles.

Besides, we also observe the writing of Toxicology Reports typically follows certain templates by rules. For example, if a group has multiple individuals, only the mean value of individuals is reported instead of listing the results of all individuals. Similarly, if a control group is available, the difference between the experimental group and the control group is typically reported. Therefore, we implement such rules in table pre-processing to filter the input information for the model.

Architecture

Following best practices in the domain, we apply a two-step approach that consists of:

- **Table Extractor** (Figure 2) takes full table(s) as the input and generates the extract of key values. The table extract contains values from the table(s) in the order that they should eventually appear in the target text. It can also contain repetitions if the values are repeated in the target text. The table extract usually contains biomedical concepts (like capitalised words or their groups that are names of drug and disease), names of runs, abbreviations, float and integer numerical values, as well as asterisks that mark words and numbers. Asterisks mark important information with respect to outstanding events and are essential for correct text generation. The table extracts do not contain other characters like punctuation marks (e.g., %) or common words thus focusing on only important tabular values.

- **Text Generator** (Figure 3) takes the table extract (from one or multiple tables) as generated by the Table Extractor and generates the respective textual paragraph. Before the table extract is fed into the Text Generator, it is first prepended with the titles of all the tables and appended with the last three rows of each full table. This information has been empirically found beneficial for text generation.

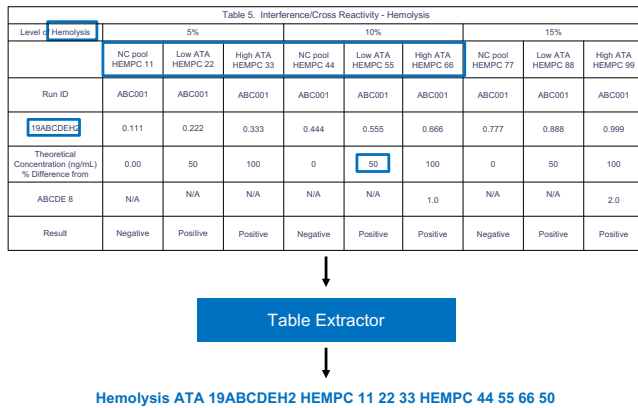


Figure 2. The Table Extractor takes full tables (one or more) as the input and generates the extract of key tabular values. The extract reflects the values from the tables in the count and order they should appear in the target report.

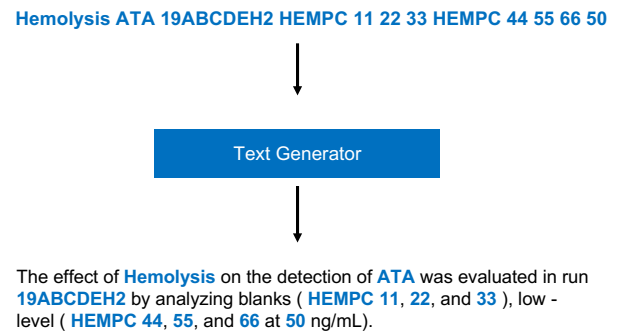


Figure 3. The values extracted from Table Extractor is fed into the Text Generator to generate the output text.

Both Table Extractor and Text Generator are implemented by Transformer Encoder-Decoder architecture. The decoder is a conditional language model which generates a new word at each time step by taking into account all previously generated words as well as the information provided by the encoder. Both models are equipped with a Copy Mechanism.

In its nutshell, the Copy Mechanism follows the practice of the previous study²³. We first obtain an attention distribution over the encoder representations at each decoder time step. Then a switching function is incorporated to decide whether to generate a word by the decoder or to copy an important word directly from the input (which is input table tokens for Table Extractor or the table extract for the Text Generator).

Following the best practice in the domain¹¹, both models are initialised with weights that have been pre-trained to capture the language of the scientific medical literature. These weights are then fine-tuned for our datasets. In the low-resource condition, this fine-tuning needs to be performed with synthetic data to ensure optimal results (see). After the fine-tuning by the entire dataset, the model is further fine-tuned on the most difficult examples in the Curriculum Learning setting⁹. For the Assay Validation Reports, the most of difficult examples are those that require copying values from the middle and end of long tables.

Synthetic Data

As mentioned above, the Table2Text generation task assumes describing certain values from tables with textual narratives and the values that come from tables and are mentioned in the text can be matched. We take a different combination of those matched values to condition the creation of synthetic training examples. Following best domain practice¹, the combinations of key values are picked up randomly as soon as positional value type is respected. For example, a key tabular value “Hemolysis” could be replaced by a word/group of words used for a similar slot type (e.g., “Lipolysis”) based on the dictionary we extract from the original training data. Overall, we define the following value types: integer values, float values, run IDs, string values and table IDs. String values include drug and disease and other biomedical abbreviations (e.g., ADA for anti-drug antibody, CV for the coefficient of variation). Variations of integer, float and alphanumeric run ID values are created by slightly modifying them, for example, by taking the value close to the original (e.g., 0.65 instead of 0.6), or by randomising the order for alphanumeric values (e.g., “ABC123” modified to “A1BC23”).

Respective synthetic training examples (both tables and reports) are created by replacing the matched values with those randomly selected key values. The combination of the Copy Mechanism and the synthetic training examples where only the matched values change allows the model to focus on the precision of the copied values. Also, the Copy Mechanism acts like a pointer to the relevant input values and is transparent to model users.

Automatic Corrector (Autocorrector)

To enable light-weight updates to the two-step architecture with Table Extractor and Text Generator, we add an Autocorrector model following the Text Generator (see Figure 4). The Autocorrector is also a Transformer Encoder-Decoder. The inputs to Autocorrector are the initially generated text by Text Generator and the original input table (full table but not the table extract, see Figure 5) and the Autocorrector corrects the tabular values in the report accordingly. The Autocorrector model follows the best practices of Automatic Post-Editing (APE)¹³ that seeks to reduce the burden of human post-editors and automatically corrects errors in machine-translated outputs.

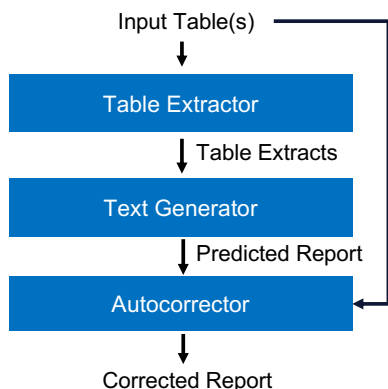


Figure 4. The pipeline with Table Extractor, Text Generator and Autocorrector. The Autocorrector allows light-weight updates to the entire pipeline and shows improved performance by correcting tabular values in text.

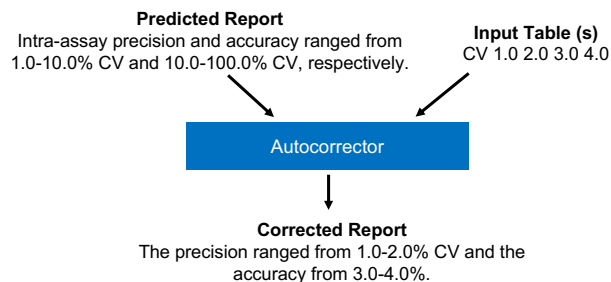


Figure 5. The Autocorrector by Automatic Post-Editing (APE) takes the initially predicted report and the input table(s) to produce a new report by correcting values.

Human-in-the-Loop Protocol

Our Human-in-the-Loop (HIL) protocol for on-the-fly model adaptation is in Figure 6. The protocol is composed of the following steps: (1) selection of a pool of the most beneficial samples from unlabelled samples according to a pre-set selection strategy; (2) generation of reports with the two-step approach (not involving the Autocorrector); (3) correction of generated reports by human experts via a designated interface; (4) learning of the Autocorrector to rewrite the two-step approach outputs according to the human feedback.

The human interface developed for the protocol enables the selection and the visualisation of both the original table and the generated text. Table extracts were not displayed to the human experts to decrease the cognitive load. Human annotators received instructions to perform as few corrections as possible as long as the text is clinically valid.

As the beneficial sample selection strategy, each time we pick a certain percentage of training examples according to one of the following strategies: (1) **Random sampling**: the samples are selected at random; (2) **Uncertainty-based sampling**: the entropy score is computed based on the predicted probability of generated tokens to measure the uncertainty of the Autocorrector model for each sample, and then the samples that have the highest entropy score are selected; (3) **Oracle sampling**: we measure the Table Recall between the generated text by the Autocorrector and the target text and the samples with lowest Table Recall are selected.

Implementation Details

The code is developed by Python 3.8 and Pytorch²⁴. Our pre-processing pipeline uses the spaCy toolkit¹.

All the three models (Table Extractor, Text Generator and Autocorrector) are the same state-of-the-art Transformer-based PEGASUS text summarisation architecture¹¹ and are initialised by the pre-trained weights PEGASUS-pubmed setup from the transformers library²⁵. For fine-tuning, we use the Adafactor²⁶ optimiser and train each model for 50,000 steps with a batch size of 4. For the synthetic data generation, we generate 1,000 examples per each real training example. For the Curriculum Learning setting, we fine-tune the Table Extractor model for 20,000 steps further with 140 difficult examples (140,000 after synthetic data generation) that imply copying from the middle and end of tables.

For the PEGASUS baseline model¹¹, the setup is the same as our models and we fine-tune PEGASUS for 30,000 steps with the batch size of 4. For the T5 baseline model, we use t5-large setup as the pre-trained weights and fine-tune T5 for 30,000

¹spaCy: <https://spacy.io/>

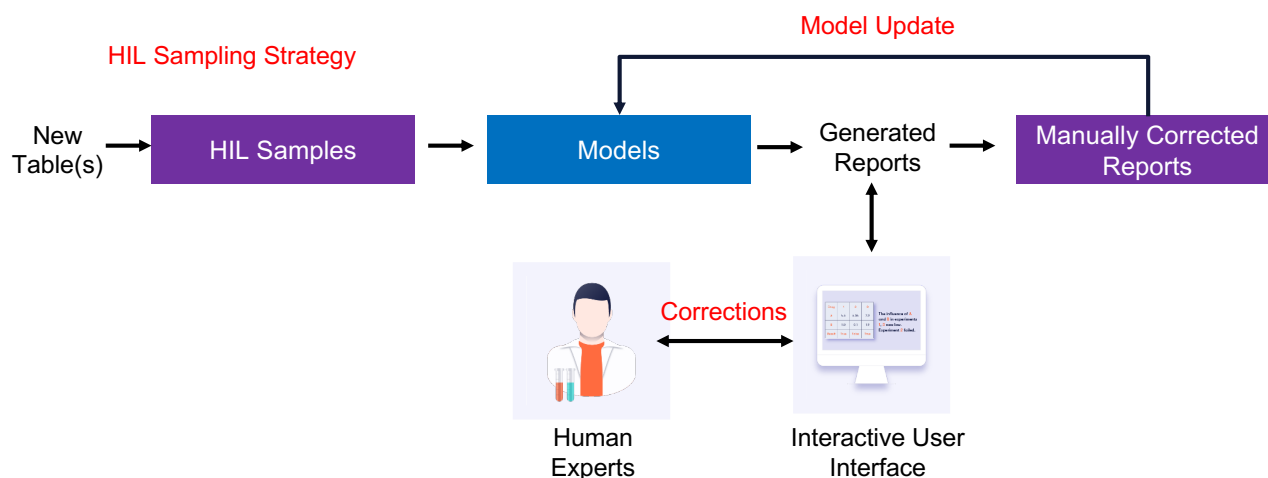


Figure 6. Human-in-the-Loop (HIL) protocol for on-the-fly Table2Text model adaptation using the Autocorrector model: (1) selection of a pool of the most beneficial samples to be annotated; (2) generation of reports with the Extractor-Generator model; (3) correction of generated reports by human experts; (4) learning of the Autocorrector to rewrite initial outputs according to the human feedback.

steps. We update the length penalty to 1.2 to encourage the model to generate longer sequences. For GPT-Neo baseline model, we use the *GPT-Neo-125M* setup from EleutherAI¹⁹. To fine-tune the GPT-Neo model for text generation, we use the teacher forcing method which uses ground truth from a prior time step as input and trains the model for 30,000 steps. The content selection and planning baseline is developed based on a third-party codebase²⁰. The gold-standard content plan is constructed from the matches between the input tables and target reports.

Code and Data Availability

Code and data could not be shared publicly due to their proprietary nature.

Author contributions statement

JJ conceived the architecture and the automatic corrector approaches. JZ conceived the experiments. HW and NT prepared and processed the datasets. HW curated the datasets with expertise. JZ and TL conducted the experiments. JJ, JZ and TL analysed the results. JJ, BC, VB and YG reviewed the research and manuscript. All authors approved the manuscript.

Additional information

Competing interests: The work is under collaboration between Pangaea Data Limited, Genentech Inc., Imperial College London, Queen Mary University of London and Hong Kong Baptist University.

References

1. Chang, E., Shen, X., Zhu, D., Demberg, V. & Su, H. Neural data-to-text generation with LM-based text augmentation. In *Proceedings of the 16th Conference of the European Chapter of the Association for Computational Linguistics: Main Volume*, 758–768 (Association for Computational Linguistics, Online, 2021).
2. Chang, E., Yeh, H.-S. & Demberg, V. Does the order of training samples matter? improving neural data-to-text generation with curriculum learning. In *Proceedings of the 16th Conference of the European Chapter of the Association for Computational Linguistics: Main Volume*, 727–733 (Association for Computational Linguistics, Online, 2021).
3. Puduppully, R. & Lapata, M. Data-to-text Generation with Macro Planning (2021). [2102.02723](https://arxiv.org/abs/2102.02723).
4. Wang, Z., Wang, X., An, B., Yu, D. & Chen, C. Towards faithful neural table-to-text generation with content-matching constraints. In *Proceedings of the 58th Annual Meeting of the Association for Computational Linguistics*, 1072–1086, DOI: [10.18653/v1/2020.acl-main.101](https://doi.org/10.18653/v1/2020.acl-main.101) (Association for Computational Linguistics, Online, 2020).

5. Gong, H. *et al.* TableGPT: Few-shot table-to-text generation with table structure reconstruction and content matching. In *Proceedings of the 28th International Conference on Computational Linguistics*, 1978–1988, DOI: [10.18653/v1/2020.coling-main.179](https://doi.org/10.18653/v1/2020.coling-main.179) (International Committee on Computational Linguistics, Barcelona, Spain (Online), 2020).
6. Chen, Z., Eavani, H., Chen, W., Liu, Y. & Wang, W. Y. Few-Shot {NLG} with Pre-Trained Language Model. In *Proceedings of the 58th Annual Meeting of the Association for Computational Linguistics*, 183–190, DOI: [10.18653/v1/2020.acl-main.18](https://doi.org/10.18653/v1/2020.acl-main.18) (Association for Computational Linguistics, Online, 2020).
7. Vaswani, A. *et al.* Attention is all you need. In *Advances in Neural Information Processing Systems 30*, 5998–6008 (2017).
8. Pauws, S., Gatt, A., Krahmer, E. & Reiter, E. *Making Effective Use of Healthcare Data Using Data-to-Text Technology*, 119–145 (Springer International Publishing, 2019).
9. See, A., Liu, P. J. & Manning, C. D. Get to the point: Summarization with pointer-generator networks. In *Proceedings of the 55th Annual Meeting of the Association for Computational Linguistics (Volume 1: Long Papers)*, 1073–1083, DOI: [10.18653/v1/P17-1099](https://doi.org/10.18653/v1/P17-1099) (Association for Computational Linguistics, Vancouver, Canada, 2017).
10. Vinyals, O., Fortunato, M. & Jaitly, N. Pointer networks. In *Advances in Neural Information Processing Systems*, 2692–2700 (2015).
11. Zhang, J., Zhao, Y., Saleh, M. & Liu, P. J. Pegasus: Pre-training with extracted gap-sentences for abstractive summarization (2019). [1912.08777](https://arxiv.org/abs/1912.08777).
12. Settles, B. Active learning literature survey. Computer Sciences Technical Report 1648, University of Wisconsin–Madison (2009).
13. Chatterjee, R., Freitag, M., Negri, M. & Turchi, M. Findings of the wmt 2020 shared task on automatic post-editing. In *Proceedings of the Fifth Conference on Machine Translation*, 646–659 (Association for Computational Linguistics, Online, 2020).
14. Parton, K., Habash, N., McKeown, K., Iglesias, G. & de Gispert, A. Can automatic post-editing make MT more meaningful. In *Proceedings of the 16th Annual conference of the European Association for Machine Translation*, 111–118 (European Association for Machine Translation, Trento, Italy, 2012).
15. Papineni, K., Roukos, S., Ward, T. & Zhu, W.-J. BLEU: a Method for Automatic Evaluation of Machine Translation. In *Proceedings of 40th Annual Meeting of the Association for Computational Linguistics*, 311–318 (2002).
16. Lin, C.-Y. ROUGE: A package for automatic evaluation of summaries. In *ACL workshop on Text Summarization Branches Out* (2004).
17. Snover, M., Dorr, B., Schwartz, R., Micciulla, L. & Makhoul, J. A study of translation edit rate with targeted human annotation. In *Proceedings of Association for Machine Translation in the Americas*, 223–231 (2006).
18. Raffel, C. *et al.* Exploring the limits of transfer learning with a unified text-to-text transformer. *J. Mach. Learn. Res.* **21**, 1–67 (2020).
19. Gao, L. *et al.* The pile: An 800gb dataset of diverse text for language modeling. *arXiv preprint arXiv:2101.00027* (2020).
20. Puduppully, R., Dong, L. & Lapata, M. Data-to-text generation with content selection and planning. In *Proceedings of the 33rd AAAI Conference on Artificial Intelligence* (Honolulu, Hawaii, 2019).
21. Zaheer, M. *et al.* Big bird: Transformers for longer sequences. In Larochelle, H., Ranzato, M., Hadsell, R., Balcan, M. F. & Lin, H. (eds.) *Advances in Neural Information Processing Systems*, vol. 33, 17283–17297 (Curran Associates, Inc., 2020).
22. Johnson, M. *et al.* Google’s multilingual neural machine translation system: Enabling zero-shot translation. *Transactions Assoc. for Comput. Linguist.* **5**, 339–351, DOI: [10.1162/tacl_a_00065](https://doi.org/10.1162/tacl_a_00065) (2017).
23. Ive, J., Madhyastha, P. & Specia, L. Deep copycat networks for text-to-text generation. In *Proceedings of the 2019 Conference on Empirical Methods in Natural Language Processing and the 9th International Joint Conference on Natural Language Processing (EMNLP-IJCNLP)*, 3227–3236, DOI: [10.18653/v1/D19-1318](https://doi.org/10.18653/v1/D19-1318) (Association for Computational Linguistics, Hong Kong, China, 2019).
24. Paszke, A. *et al.* Pytorch: An imperative style, high-performance deep learning library. In Wallach, H. *et al.* (eds.) *Advances in Neural Information Processing Systems*, vol. 32, 8026–8037 (Curran Associates, Inc., 2019).
25. Wolf, T. *et al.* Transformers: State-of-the-art natural language processing. In *Proceedings of the 2020 Conference on Empirical Methods in Natural Language Processing: System Demonstrations*, 38–45 (Association for Computational Linguistics, Online, 2020).
26. Shazeer, N. & Stern, M. Adafactor: Adaptive learning rates with sublinear memory cost. *CoRR* **abs/1804.04235** (2018).