

VLCDoC: Vision-Language Contrastive Pre-Training Model for Cross-Modal Document Classification

Souhail Bakkali^{a,*}, Zuheng Ming^a, Mickael Coustaty^a, Marçal Rusiñol^{b,c}, Oriol Ramos Terrades^c

^a*L3i, La Rochelle University, La Rochelle, France*

^b*AllRead MLT, Barcelona, Spain*

^c*CVC, Universitat Autònoma de Barcelona, Barcelona, Spain*

Abstract

Multimodal learning from document data has achieved great success lately as it allows to pre-train semantically meaningful features as a prior into a learnable downstream approach. In this paper, we approach the document classification problem by learning cross-modal representations through language and vision cues, considering intra- and inter-modality relationships. Instead of merging features from different modalities into a common representation space, the proposed method exploits high-level interactions and learns relevant semantic information from effective attention flows within and across modalities. The proposed learning objective is devised between intra- and inter-modality alignment tasks, where the similarity distribution per task is computed by contracting positive sample pairs while simultaneously contrasting negative ones in the common feature represen-

*Corresponding author at: L3i, La Rochelle University, La Rochelle, France

Email addresses: souhail.bakkali@univ-lr.fr (Souhail Bakkali),
 zuheng.ming@univ-lr.fr (Zuheng Ming), mickael.coustaty@univ-lr.fr (Mickael Coustaty), marcal@allread.ai, marcal@cvc.uab.cat (Marçal Rusiñol),
 oriolrt@cvc.uab.cat (Oriol Ramos Terrades)

tation space. Extensive experiments on public document classification datasets demonstrate the effectiveness and the generalization capacity of our model on both low-scale and large-scale datasets.

Keywords:

Multimodal Document Representation Learning, Document Classification, Contrastive Learning, Self-Attention, Transformers

1. Introduction

Paper and digital data produced by large public or private institutions integrate different types of very heterogeneous content, in which the overall consistency is difficult to understand. An example of such data is administrative documents, which are widely employed in office automation, digital library and industrial automation. Administrative document data combines different sensory input modalities such as vision, language, and layout, which allow to extract useful information and to learn meaningful representation of its content. These types of inputs are approximated by combining visual and textual information as two coherent and complementary signals that can be further enhanced with layout information. Unlike general images from natural scenes, the extraction of accurate and structured information from the wide variety of document data is very challenging considering their different structural properties through vision, and their textual semantic information through language, as displayed in the Figure 1. Therefore, recent research has started to consider how to leverage and incorporate the relations within those different modalities in a unified network to capture latent information for ex-

ploring better yet effective multimodal representations. Such systems have shown their effectiveness in improving multimodal representation learning in a pretrain-then-finetune paradigm, where models are first pre-trained with large-scale data and then fine-tuned to each downstream task [1, 2, 3, 4, 5, 6, 7, 8].

Several studies that have been devoted to perform the downstream document classification task, often used shallow cross-modal feature fusion modules to leverage visual and textual features such as naive concatenation, element-wise multiplication, and ensemble methods to extract cross-modal features [9, 10, 11]. Despite being studied extensively, the shortcomings of the preceding cross-modal feature fusion approaches are twofold. First, during inference, the vision-language sample pairs need to be fed to the fusion modules to calculate the prediction scores in order to perform the document classification task, which remains computationally expensive. Second, the existing vision-language modality gap makes it difficult to capture high-level interactions between image regions and text sequences, as the feature representations of the visual and textual modalities are usually inconsistent and their distributions span different feature space. Therefore, the learning process of each modality is independent one from another and fails to capture the non-linearity of image and text sentences within document data based on simple linear operations. In contrast, to embody the idea that better features make better classifiers, a framework based on the pretrain-then-finetune paradigm which allows to learn more general and model-agnostic cross-modal representations is highly required, where the feature projections lead to more compact common representations, by incorporating intra-modality and inter-modality relations from




Figure 1: Document samples from the categories of the RVL-CDIP dataset which show the different structural properties of each document in each category. From left to right: *Advertisement, Budget, Email, File folder, Form, Handwritten, Invoice, Letter, Memo, News article, Presentation, Questionnaire, Resume, Scientific publication, Scientific report, Specification*

vision and language modalities. The introduced common space is an intermediate that implicitly measures the cross-modal similarities between image and text sequence sample pairs. Intuitively, the multimodality of documents require multimodal reasoning over multimodal inputs. For instance, some types of documents such as handwriting categories are mainly not recognizable by OCR algorithms, which leads to losing textual information, and thus, semantic meaning. Thus, the visual information within the image regions of the document should be strongly emphasized. In the meantime, some type of documents such as file folder category do not contain any visual spatial information, in which case a stronger emphasis on the textual information within the language cues is highly required.

To address the heterogeneity gap and the lack of closer interactions between image regions and text sequences within and across vision-language modalities, we propose a novel cross-modal contrastive vision-language pre-training model by learning cross-modal representations as a prior in a unified pre-training network. To encourage cross-modal learning, we model intra-modality and inter-

modality representations between the cues of the vision-language modalities in the pre-training stage. We design an Inter-Modality Cross-Attention module denoted as (InterMCA) to capture relevant features from image regions and semantic meaning from text sequences. We aim to ensure that features from vision and language modalities map to closer points in the joint embedding space. Nevertheless, existing cross-modal document understanding approaches lack an explicit measure that also ensures that similar features from the same modality stay close in the same joint embedding space. We assume that if similar features from the same category of each modality map to distant points in the joint embedding space, then the embeddings generated within vision and language modalities will lack semantically enriched information, and thus, will generalize badly for downstream applications. As a remedy, we introduce intra-modality representation which is carried within an Intra-Modality Self-Attention module denoted as (IntraMSA). This module is devoted to constructing intra-modality relations within each modality according to the self-attention weights of image regions and text sequences.

Moreover, leveraging cross-modal relations through the InterMCA and IntraMSA attention modules require a cross-modal learning objective. In the pre-training stage, we propose to train the network with a combinatorial cross-modal contrastive learning loss, which aims to simultaneously learn visual and textual features that represent document data in a more efficient manner, than direct adoption of a uni-modal contrastive loss for vision or language only modalities. For the downstream application, we run uni-modal inference on top of the generated cross-modal embeddings to perform the specific document classification task. The

superior performance on three document datasets demonstrates that the proposed cross-modal learning network, denoted as VLCDoC, can lead to learn robust and domain-agnostic cross-modal features for document classification. The main contributions of this work are summarized as follows:

- We design a unified network for cross-modal representation learning. Our network consists of leveraging two flexible extra levels of cross-modal interactions through InterMCA and IntraMSA attention modules, to capture high-level interactions between visual-language cues in document images. The proposed VLCDoC approach shows its superiority over the uni-modal methods.
- We propose a cross-modal contrastive learning objective to further explore the relations between vision and language cues. Comparing to the classic uni-modal contrastive learning, the proposed cross-modal contrastive loss allows to learn and align the feature representations within and across vision-language modalities.
- Under a fair comparison setting, our VLCDoC demonstrates a good generalization ability among vision-language based approaches on the benchmark document datasets, and enables to learn robust and domain-agnostic feature representations for document classification.
- We show that the vision transformer-based architecture used as a backbone of the vision modality in our VLCDoC network can achieve comparable performance when pre-trained on fewer data.

2. Related Work

2.1. Multimodal Representation Learning

Deep learning methods have shown great performance in the field of computer vision (CV) and natural language processing (NLP). Specifically, they have been extensively applied to document understanding problems such as document classification, document entity recognition, text-image alignment, etc. Since documents are multimodal, they require multimodal reasoning over multimodal inputs that are mapped into a joint embedding space. Earlier attempts have focused on shallow cross-modal fusion methods to leverage visual, textual, and/or layout information into a joint embedding space [12, 13, 14, 15, 16, 17]. Most recently, pre-training techniques have become more popular and have shown great success in both CV and NLP areas. From a NLP perspective, Devlin *et al.* [18] introduced a model called BERT, a deep bidirectional encoder based-transformers, which learns representations from unlabeled text by jointly conditioning on both left and right context. From a CV perspective, given the success of pre-training methods in NLP, Dosovitskiy *et al.* [19] extended the transformer [20] framework to introduce a transformer-based architecture applied directly to sequences of image patches to extract generic visual representations. However, with such approaches, the learning process of the image and the text modalities is still independent one from another, and lack focusing on the inner relations and the interaction between language and vision modalities. Therefore, some other works intended to exploit pre-training techniques for language-vision representation learning [21, 22]. These techniques have been exploited lately in document understanding tasks to

learn more generic cross-modality representations between visual and textual information incorporated within document images and their textual content. Aiming to alleviate the heterogeneity gap within and across modalities have shown that, when pre-trained in an end-to-end fashion on large amounts of data, these models learn more generic representations, and thus, yield to accurate performance when transferred to downstream tasks with low-scale datasets.

2.2. Multimodal Document Pre-training

Multimodal document pre-training has seen increased attention recently as it allows to train semantically meaningful embeddings as a prior to a learnable downstream approach. The mechanisms used to leverage features from document modalities differ one from another. In [1, 5, 8, 2], the authors propose a joint multimodal approach to model the interaction between textual, visual, and layout information in a unified multimodal pre-training network. Besides, [3] exploit cross-modal learning in the pre-training stage to perform a task-agnostic framework to model information across textual, visual, and layout information modalities without requiring document data annotation. In [4], the authors encourage multimodal interaction using a multimodal transformer architecture to perform visual document understanding. In addition, [23], introduced a document pre-training method by solving jigsaw puzzles and performing multimodal learning via topic modeling. Although these works employ visual, textual, and layout information for document pre-training, and often achieve superior performance, they have several limitations in real-world scenarios: (1) When performing

cross-modal document classification during inference, the image-text sample pairs need to be fed to the fusion modules to calculate the prediction scores in order to perform the final document classification task, which remains computationally expensive. (2) To model high-level interactions between image regions and text sequences, in contrast to the previous related works that leverage those different modalities into a joint embedding space, align them on the final embedding level, and thus, fail to model fine-grained interactions between the different modalities, our proposed VLCDoC considers only visual and textual information, and exploits cross-modal representation learning by incorporating intra-modality and inter-modality relations. Beyond that, we introduce cross-modal contrastive learning as a pre-training objective for effective cross-modality representation learning.

2.3. *Contrastive Learning*

A broad category of pre-training techniques are those that use contrastive losses, which have been used in a wide range of computer vision (CV) applications like image similarity, image-captioning, and cross-modal retrieval. Such methods aim at mapping text and images into a common space, where semantic similarity across different modalities can be learned by ranking-based contrastive losses [24, 25, 22]. The basic idea of these methods like SimCLR [26] is to learn a latent space that pulls representations that are semantically similar to the image/text closer to each other (contracting positives), while simultaneously pushing semantically different images/texts away from each other (contrasting negatives) in the common representation space. Another approach SimSiam [27], whose

main difference from SimCLR [26] is that the former does not use any negatives in its loss. Supervised contrastive learning (SCL) [28] is an extension to contrastive learning by incorporating the label information to compose positive and negative samples. Following unsupervised feature learning, (SCL) learning also adopts a two-stage learning fashion, where the first stage learns features by adopting contrastive loss and the second stage learns classifiers using a cross-entropy loss. Different from the recent research [26, 29, 27], We propose intra-modality and inter-modality loss objectives to ensure that samples with semantically similar content stay close in the common representation space, regardless of the modality, to emphasize the interaction and agreement between the visual regions and the semantic meaning of text sequences, as well as to intensify the inner-modality information, by simultaneously preserving the original features and establishing inner-interactions within each modality.

2.4. Attention Mechanism

The attention mechanism has stimulated interest in the domain of deep learning, it was adopted to learn to attend to the most relevant regions of the input space in order to assign different weights to different regions. It was first proposed by Bahdanau *et al.* [30] for neural machine translation. The mechanism is firstly used for machine translation where the most relevant words for the output often occur at similar positions in the input sequence. Specifically, attention learning has seen increased attention lately in the field of document understanding, image-text matching, and cross-modal retrieval, aiming at learning the internal relations

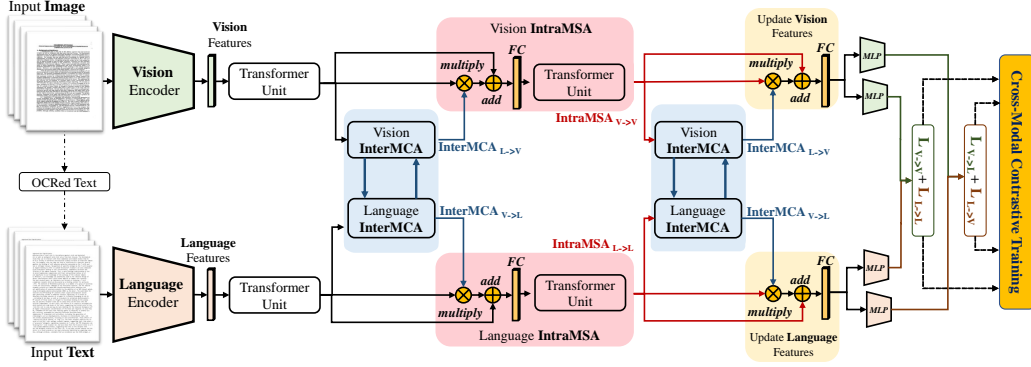


Figure 2: Overview of the proposed cross-modal contrastive learning method. The network is composed of InterMCA and IntraMSA modules with flexible attention mechanisms to learn cross-modal representations in a cross-modal contrastive learning fashion.

in a text sentence or in an image. To model the internal relationships among different modalities, we adopt the contextualized attention mechanism from natural language processing (NLP) [20] to improve the location accuracy of a document image region in the vision modality for the desired text sequence in the language modality [8, 3, 4, 5]. Our proposal highlights both the cross-modal co-attention (InterMCA), and internal self-attention (IntraMSA) mechanisms which are integrated in the proposed model, which means that self-attention and co-attention are integrated in the proposed model.

3. Methodology

Figure 2 shows the overall architecture of the proposed cross-modal network. VLCDoC is an encoder-only transformer-based architecture trained in an end-to-end fashion. It has two main modalities to perform visual-textual feature extraction. VLCDoC aims to enforce deep multimodal interaction in transformer layers

using a cross-modal attention module. The VLCDoC architecture network consists of two main schemes: one contrastive learning branch for cross-modal representation learning, and one cross-entropy learning branch for classifier learning. This feature learning strategy aims to learn a feature space which has the property of intra-class compactness and inter-class separability, while the classifier learning branch is expected to learn a domain-agnostic classifier with less bias based on the discriminative features obtained from the encoder branch.

3.1. Model Architecture

3.1.1. Visual Features

To extract visual embeddings, we follow the original pre-trained vision transformer architecture ViT-B/16 [19] as a backbone. Let $v_{visn} \in \mathbb{R}^{H \times W \times C}$ be the document image. We reshape it into a sequence of flattened 2D patches $v_{visn_p} \in \mathbb{R}^{N \times (P^2 \cdot C)}$, where (H, W) is the resolution of the document image, $C = 3$ is the number of channels, (P, P) is the resolution of each document patch, and $N = HW/P^2$ is the resulting number of patches, which serve as the input sequence length for the transformer encoder. The patches obtained are then flattened and mapped to d dimensions as the hidden embedding size. The resulting visual embeddings are then represented as $V = v_{visn}^i \in \mathbb{R}^{d_{visn}}$, where d_{visn} is a 2D vector.

3.1.2. Textual Features

To extract textual embeddings, we first extract the text t_{lang} within document images via an off-the shelf optical character recognition (OCR) system, *e.g.*

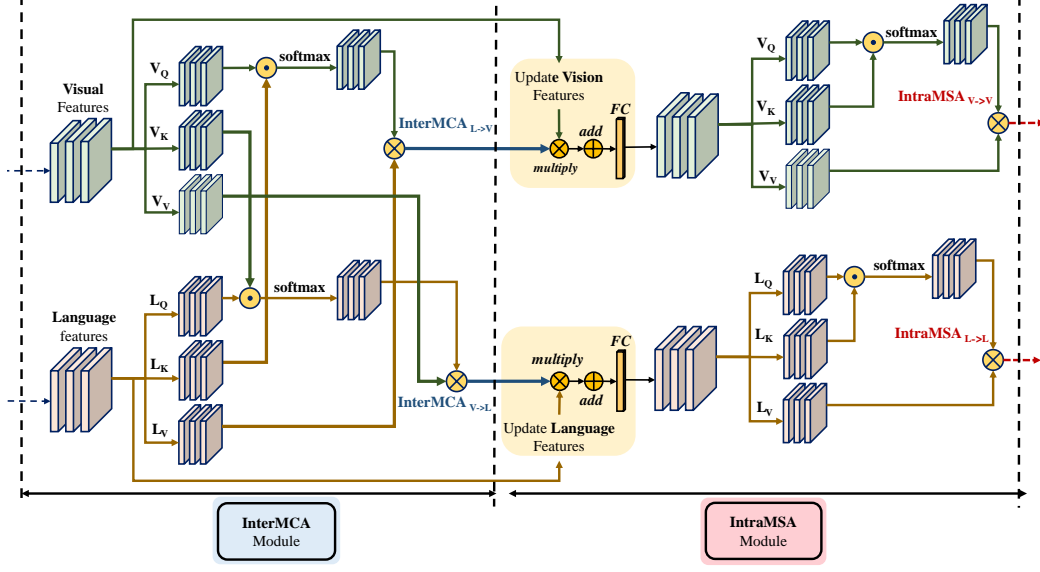


Figure 3: Illustration of the InterMCA and IntraMSA attention modules. The visual and textual features are transformed into query, key, and value vectors. They are jointly leveraged and are further fused to transfer attention flows between modalities to update the original features.

Tesseract OCR¹. The input sequences extracted with the OCR are further fed into the pre-trained BERT_{Base} uncased encoder [18]. The resulting textual embeddings are then represented as $T = t_{lang}^i \in \mathbb{R}^{d_{lang}}$, where d_{lang} is a 2D vector of the same size as d_{visn} . This way, we ensure that the visual and the textual embeddings are of the same shape.

3.2. Cross-Modal Alignment

In this subsection, we introduce the InterMCA and IntraMSA attention modules that capture intrinsic patterns by modeling the inter-modality and intra-modality relationships for image regions and texts. Specifically, our proposed attention

¹<https://github.com/tesseract-ocr/tesseract>

modules are transformer-based architectures as in [20]. It consists of a multi-head self-attention sub-layer, and a position-wise feed-forward sub-layer f_{FF} . Meanwhile, residual connections followed by the layer normalization f_{LN} are also applied around each of the two sub-layers. In the multi-head self-attention sub-layer, the attention is calculated h times, making it to be multi-headed. This is achieved by projecting the queries \mathcal{Q} , keys \mathcal{K} , and values \mathcal{V} h times by using different learnable linear projections.

3.2.1. Inter-Modality Alignment

The inter-modality cross-attention module InterMCA aims to enhance the cross-modal features by embracing cross-modal interactions across image regions and texts. This module aims to transfer the salient information from one modality to another as illustrated in the Figure 3. Let $\mathbf{V}^l = \{v_1, v_2, \dots, v_m\}$, $\mathbf{L}^l = \{l_1, l_2, \dots, l_m\}$ be the sets of intermediate visual and textual features at the l -th layer of the vision and language modalities respectively, where $v_i \in \mathbb{R}^{1 \times d_f}$, $l_i \in \mathbb{R}^{1 \times d_f}$, and $\mathbf{V} \in \mathbb{R}^{m \times d_f}$, $\mathbf{L} \in \mathbb{R}^{m \times d_f}$. Note that the visual and textual features have the same dimensional feature vector d_f . To accomplish cross-modal interaction, we apply at first dot-product attention to combine the queries of each modality with the keys of the other. The weighted sum of the value of each modality is computed as:

$$\mathbf{InterMCA}_{\mathbf{L} \rightarrow \mathbf{V}}(\mathbf{V}^l) = \text{softmax} \left(\frac{\mathbf{Q}_{\mathbf{V}^l} \mathbf{K}_{\mathbf{L}^l}^\top}{\sqrt{d_k}} \right) \mathbf{V}_{\mathbf{L}^l} \quad (1)$$

$$\mathbf{InterMCA}_{\mathbf{V} \rightarrow \mathbf{L}}(\mathbf{L}^l) = \text{softmax} \left(\frac{\mathbf{Q}_{\mathbf{L}^l} \mathbf{K}_{\mathbf{V}^l}^\top}{\sqrt{d_k}} \right) \mathbf{V}_{\mathbf{V}^l} \quad (2)$$

In this way, we emphasize the interaction and agreement between the visual regions and the semantic meaning of texts. The attention weights are then sent into the feed-forward sub-layer. Finally, we get the output features of the next layer of the vision modality \mathbf{V}^{l+1} computed as:

$$\mathbf{V}_{Att}^l = f_{LN_V}(\mathbf{InterMCA}_{L \rightarrow V}(\mathbf{V}^l) + \mathbf{V}^l) \quad (3)$$

$$\mathbf{V}^{l+1} = f_{LN_V}(f_{FF}(\mathbf{V}_{Att}^l) + \mathbf{V}_{Att}^l) \quad (4)$$

Similarly, the output features \mathbf{L}^{l+1} of the language modality are computed as:

$$\mathbf{L}_{Att}^l = f_{LN_L}(\mathbf{InterMCA}_{V \rightarrow L}(\mathbf{L}^l) + \mathbf{L}^l) \quad (5)$$

$$\mathbf{L}^{l+1} = f_{LN_L}(f_{FF}(\mathbf{L}_{Att}^l) + \mathbf{L}_{Att}^l) \quad (6)$$

Further, the outputs of each vision and language InterMCA modules are subsequently fed into the vision and language IntraMSA modules.

3.2.2. Intra-Modality Alignment

The IntraMSA attention module illustrated in the Figure 3, aims to update the vision and language information and to capture inner-modality attention weights. For each modality, the information is updated according to a feature fusion scheme. At first, we perform element-wise product to the attention flow \mathbf{V}^{l+1} with the the visual region features \mathbf{V}^l , then after a residual connection, features are fused by a linear additive function to yield the final updated visual information. To keep the dimension of the updated information consistent, a fully connected f_{FC} layer is

employed. The updated textual information is computed likewise, following the equations:

$$\hat{\mathbf{V}} = f_{FC}((\mathbf{V}^{l+1} \odot \mathbf{V}^l) + \mathbf{V}^l) \quad (7)$$

$$\hat{\mathbf{L}} = f_{FC}((\mathbf{L}^{l+1} \odot \mathbf{L}^l) + \mathbf{L}^l) \quad (8)$$

After updating original features based on cross-modal interactions, these features are fed into the transformer unit to intensify the inner-modality information, to preserve the original features and to establish inner-interactions simultaneously. Following the Equations 1, 2, we have:

$$\mathbf{IntraMSA}_{\mathbf{V} \rightarrow \mathbf{V}} = \text{softmax} \left(\frac{Q_{\hat{\mathbf{V}}^l} \mathcal{K}_{\hat{\mathbf{V}}^l}^\top}{\sqrt{d_k}} \right) \mathcal{V}_{\hat{\mathbf{V}}^l} \quad (9)$$

$$\mathbf{IntraMSA}_{\mathbf{L} \rightarrow \mathbf{L}} = \text{softmax} \left(\frac{Q_{\hat{\mathbf{L}}^l} \mathcal{K}_{\hat{\mathbf{L}}^l}^\top}{\sqrt{d_k}} \right) \mathcal{V}_{\hat{\mathbf{L}}^l} \quad (10)$$

These two modules can be stacked repeatedly to enable the network to explore further latent intra-modality and inter-modality alignments between image regions and texts.

3.3. Cross-Modal Contrastive Learning

We design a visual-textual contrastive loss to force samples from language and vision that are semantically related to be closer. Besides, a projection head is implemented on top of the IntraMSA and InterMCA modules to map the image and text representations into a vector representation so that the two training schemes

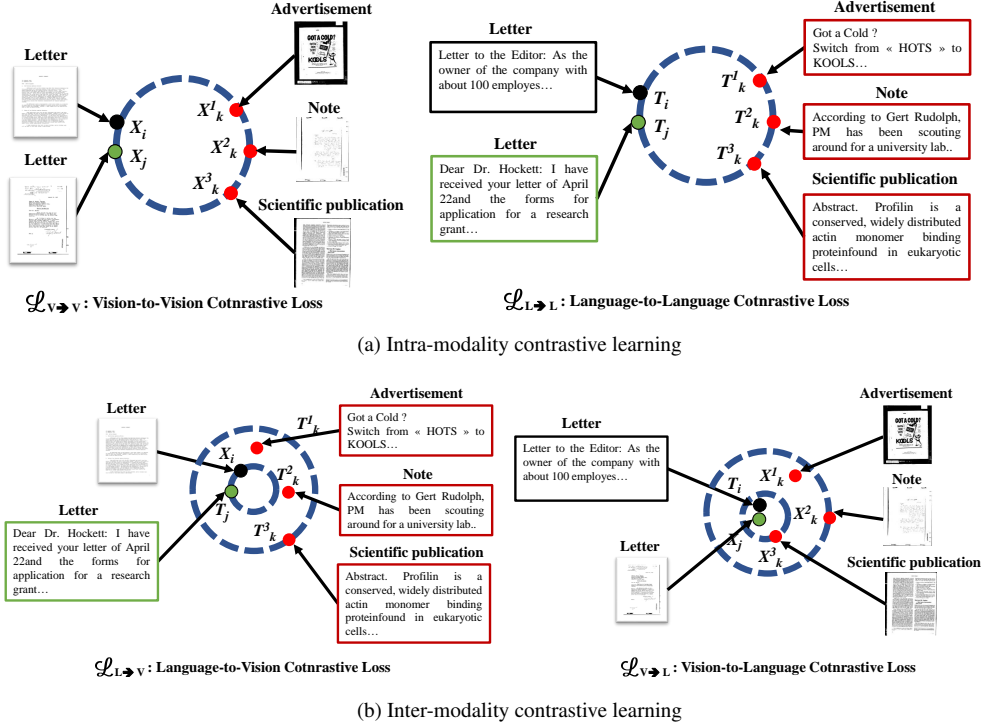


Figure 4: The proposed cross-modal contrastive learning objective

do not interfere with each other. The projection head is implemented as a nonlinear multiple-layer perceptron (MLP) with one hidden layer, as it is more suitable for contrastive learning [26]. Then, L_2 normalization is applied to the visual and textual embeddings so that the inner product between features can be used as distance measurements. In the following parts, we denote cross-modal contrastive learning as CrossCL.

3.3.1. Intra-Modality and Inter-Modality Contrastive Learning

Let $\{\mathbf{x}_i^+\} = \{\mathbf{x}_j | y_j = y_i, i \neq j\}$, $\{t_i^+\} = \{t_j | y_j = y_i, i \neq j\}$ be the sets of all positive samples from the same class of an anchor image x_i and an anchor text t_i

respectively, and $\{\mathbf{x}_i^-\} = \{x_j | y_j \neq y_i\}$, $\{\mathbf{t}_i^-\} = \{t_j | y_j \neq y_i\}$ be the sets of the remaining negative samples from other classes within the minibatch N . Not only the pairs $(\mathbf{x}_i, \mathbf{x}_j)$, $(\mathbf{t}_i, \mathbf{t}_j)$ from the same modality should be mapped to a close location in the joint embedding space (intra-modality), but also similar samples \mathbf{x}_i and \mathbf{t}_j should be mapped in close proximity (inter-modality). Therefore, the vision modality loss shown on the left of the Figures 4a, 4b is computed as:

$$\mathcal{L}_V = \sum_{i=1}^N \mathcal{L}_{V \rightarrow V}(\mathbf{x}_i) + \sum_{i=1}^N \mathcal{L}_{L \rightarrow V}(\mathbf{x}_i) \quad (11)$$

$$\mathcal{L}_{V \rightarrow V}(\mathbf{x}_i) = \underbrace{\frac{-1}{|\{\mathbf{x}_i^+\}|} \sum_{\mathbf{x}_j \in \{\mathbf{x}_i^+\}} \log \frac{\exp(\mathbf{x}_i \cdot \mathbf{x}_j / \tau)}{\sum_{\mathbf{x}_k, k \neq i} \exp(\mathbf{x}_i \cdot \mathbf{x}_k / \tau)}}_{\text{Intra modality vision loss}} \quad (12)$$

$$\mathcal{L}_{L \rightarrow V}(\mathbf{x}_i) = \underbrace{\frac{-1}{|\{\mathbf{t}_i^+\}|} \sum_{\mathbf{t}_j \in \{\mathbf{t}_i^+\}} \log \frac{\exp(\mathbf{x}_i \cdot \mathbf{t}_j / \tau)}{\sum_{\mathbf{t}_k, k \neq i} \exp(\mathbf{x}_i \cdot \mathbf{t}_k / \tau)}}_{\text{Inter modality vision loss}} \quad (13)$$

where \cdot computes similarity scores between example pairs and τ is a scalar temperature hyper-parameter. N is the minibatch size, $|\{\mathbf{x}_i^+\}|$ and $|\{\mathbf{t}_i^+\}|$ denote the number of positive samples of anchors \mathbf{x}_i and \mathbf{t}_i respectively. Similarly, the language modality loss shown on the right of the Figures 4a, 4b is computed as:

$$\mathcal{L}_L = \sum_{i=1}^N \mathcal{L}_{L \rightarrow L}(\mathbf{t}_i) + \sum_{i=1}^N \mathcal{L}_{V \rightarrow L}(\mathbf{t}_i) \quad (14)$$

Therefore, the learning objective is based on four contrastive components including $V \rightarrow V$, $L \rightarrow V$, $L \rightarrow L$, and $V \rightarrow L$ alignments, which is computed as:

$$\mathcal{L}_{CrossCL} = \mathcal{L}_{V \rightarrow V} + \lambda \mathcal{L}_{L \rightarrow V} + \mathcal{L}_{L \rightarrow L} + \lambda \mathcal{L}_{V \rightarrow L} \quad (15)$$

where λ is a hyper-parameter to control inter-modality alignment.

4. Experiments

4.1. Datasets

RVL-CDIP The RVL-CDIP (Ryerson Vision Lab Complex Document Information Processing) dataset is a subset of the IIT-CDIP Test Collection presented in [31]. It consists of gray-scale labeled documents split into 16 classes. The dataset is split into 320K training documents, 40K documents documents for validation and test sets. For notation simplicity, we denote the dataset as RVL-CDIP.

Tobacco-3482 The Tobacco-3482 dataset is a smaller sample containing 3482 gray-scale document images presented in [32]. This dataset is formed by documents belonging to 10 classes not uniformly distributed. For simplicity, we denote the dataset as Tobacco.

NIST Special Database 6 The Nist-tax form [33] dataset is composed of structured forms of 5595 pages of binary, black-and-white images of synthesized documents containing hand-print and split into 20 different tax forms. For simplicity, we denote the dataset as NIST.

4.2. Experimental Settings

The proposed VLCDoC method is implemented in Tensorflow with 4 NVIDIA GeForce 12Gb RTX 2080Ti GPU. For the vision modality, documents are resized into a fixed size of (H, W)=(224, 224). The image region feature vector extracted by the ViT-B/16 backbone is of $d_{visn}=(197, 768)$. The final vision representation which is fed into the projection head is of dimension $d=768$. As for the textual data, we tokenize the plain text t_{lang} using a word-piece tokenizer to get t_{tok} . Each input sequence is expected to start with a $[CLS]$ token, and should end with a $[SEP]$ token. The t_{tok} is then represented as: $t_{tok} = [CLS], t_{tok_1}, t_{tok_2}, \dots, t_{tok_n}, [SEP]$, where $n=197$ is the maximum sequence length. For each document, if $n > 197$, the input sequence is truncated so that it fits the desired length. For sequences that are shorter than $n < 197$, they are padded until they are $n = 197$ long. In the pre-training phase, the model is trained using AdamW optimizer with a learning rate of $2e-5$, linear warmup ratio to 0.1 and a linear decay. We set the batch size to 64 and we use the pre-trained weights of both ViT-B/16 and BERT_{Base} uncased backbones. We conduct pre-training for 100 epochs for the RVL-CDIP and Tobacco datasets. We fine-tune our network on 50 epochs for all datasets, we use Adam [34] optimizer with learning rate of $5e-5$. For Tobacco and NIST datasets, we split the original sets to 80% for training, and 10% for validation and test. The temperature parameter τ is set to 0.1, and λ is set to 0.5. Note that we didn't use any type of data augmentation during pre-training, and we kept the OCR'd text as is without any pre- or post-processing. Note that the InterMCA and IntraMSA modules in our method are flexibly stacked

Table 1: Ablation study on VLCDoC on cross-modality attention components, pre-trained on Tobacco dataset

Pre-training setting	IntraMSA	InterMCA	#Parameters	Accuracy(%)
<i>-w/o language modality</i>				
			198M	85.71
	✓		201M	86.66
		✓	209M	87.20
	✓	✓	217M	90.94
<i>-w/o vision modality</i>				
			198M	86.01
	✓		201M	86.31
		✓	209M	87.50
	✓	✓	217M	90.62

two times to enhance the modeling of inter-modality and intra-modality relations during pre-training. We split the query, key, and value vectors of the visual features and textual features into four heads and concatenate the results in different sub-spaces.

4.3. Ablation Study

In this subsection, we conduct ablation studies to characterize our VLCDoC network on the low-scale Tobacco dataset. We analyze the following contributions of: i) validating the effectiveness of the proposed InterMCA and IntraMSA attention modules in learning generic cross-modal representations, ii) investigating whether contrastive learning enhances the cross-modal representations, resulting in performance gain in terms of classification accuracy, iii) illustrating the generalization capacity and robustness of the proposed VLCDoC network.

Table 2: Top-1 accuracy (%) comparison results of our proposed cross-modal contrastive learning loss against the standard supervised contrastive learning (SCL) loss on Tobacco dataset

Model	Modality	CrossCL(%)	SCL(%)
VLCDoC	Vision	90.94	89.88
	Language	90.62	89.29

4.3.1. Effects of Attention Mechanisms

To investigate the effectiveness of the attention mechanisms used in our VLCDoC model, we evaluate the performance of the learned cross-modal representations with and w/o the attention modules. Note that the evaluation protocol is uni-modal based. At first, we consider the scheme where the vision and language modalities are pre-trained independently. In Table 1, we observe a significant drop to 85.71%, and 86.01% in classification performance when removing both attention mechanisms in the vision and language modalities respectively. When removing only the InterMCA module, we see that our model manages to improve slightly the performance of both modalities to 86.66% and 86.31% for the vision-language modalities. Note that at this stage, the pre-training of both modalities is still independent one from another. Further, removing the IntraMSA and keeping only the InterMCA module enables multimodal pre-training in an end-to-end fashion. The reported results in Table 1 show that our model gains in performance, and achieves the best performance with 90.94%, 90.62% top-1 accuracy for the vision and language modalities.

The improvement of the classification accuracy is attributed to the flexible attention flows adopted in both the InterMCA and IntraMSA modules, which have

Table 3: Cross-dataset test on datasets with different size and document types. Tob, RVL, and Nist denote Tobacco, RVL-CDIP, and Nist-tax form benchmark datasets. Tob \rightarrow RVL denotes pre-train on Tobacco, and test on RVL-CDIP.

Model	Accuracy (%)		
	Tob \rightarrow RVL	RVL \rightarrow Tob	RVL \rightarrow Nist
<i>w/o language modality</i>			
- EAML [17]	78.89	84.82	-
- VLCDoC	79.04	89.73	99.99
<i>w/o vision modality</i>			
- EAML [17]	79.06	83.72	-
- VLCDoC	81.96	89.88	99.99

shown their effectiveness and capability to enhance vision-language relations by capturing the relevant semantic information of images and sentences. The results demonstrate the effectiveness of cross-modal learning and the importance of both attention modules in learning more effective cross-modal representations during the pre-training stage.

4.3.2. Effects of Cross-Contrastive Learning

The Cross-modal Contrastive Loss (CrossCL) contains two components: the intra-modality alignment, and inter-modality alignment. We show the effects of cross-modal contrastive learning (CrossCL) on the proposed method against the standard supervised contrastive learning (SCL) loss. Table 2 shows that the CrossCL loss has a positive impact on the results. The VLCDoC with cross-modal contrastive learning loss CrossCL yields the best performance gain compared to VLCDoC with the Supervised Contrastive Loss (SCL). This indicates the importance of CrossCL by enforcing the compactness of intra-class representations

(intra-modality), while separating inter-class features by contrasting positive and negative sample pairs within and across each modality. Note that, as described in Equation 15, the CrossCL can be vision cue-based or language cue-based, thus we have two different CrossCL presented in Table 2.

4.3.3. *Cross-Dataset Test*

To illustrate the generalization capacity and the robustness of the learned cross-modal representations, we validate our proposed VLCDoC network on benchmark document classification datasets with different size and document types. We refer as the cross-dataset test to the process of pre-training our cross-modal network on dataset A , and fine-tune it and test it on dataset B . The motivation behind is to confirm whether our model displays a good generalization ability in terms of the downstream document classification task. Since there is no publicly available cross-document datasets for this specific task, we evaluate the ability of our model to perform document classification on a new set of documents that had not been seen by our model during the pre-training phase. For example, as denoted in the Table 3, which refers to the cross-dataset test, RVL-CDIP \rightarrow Tobacco denotes that the pre-training stage is firstly conducted on the RVL-CDIP dataset, then the fine-tuning stage of the previously pre-trained model is conducted on the Tobacco dataset. Finally, the test phase is conducted on the Tobacco dataset as well. Note that during the fine-tuning stage, we only train linear classifiers on the top of the final embeddings of the vision and language modalities of our pre-trained model, with the parameters of the rest of the layers freezed. Thus, even though the docu-

ment categories are different between the dataset A used for pre-training and test dataset B used for fine-tuning and test, we can still evaluate our model on dataset B . The results confirm that our approach leads to a model with a better generalization ability compared to prior works.

As such, we compare our model with the related work EAML [17]. We first pre-train the model on Tobacco dataset, then we conduct fine-tuning and test on the RVL-CDIP dataset. The reported results in Table 3 show that we slightly outperform EAML on both vision and language modalities. Even-though EAML is an ensemble network trained with a different setting, based on vision, language, and fusion modalities, the results confirm that our model benefits from cross-modal pre-training with small amount of document data, achieving better performance with only vision and language modalities. Similarly, following similar protocol, we pre-train our encoder on RVL-CDIP, and then conduct fine-tuning and test on Tobacco and NIST datasets with fewer document data. We clearly see that our model outperforms the work EAML with a significant margin of 4.91% and of 6.16% for vision and language modalities respectively. As for NIST dataset, the results achieve 99.99% classification accuracy for both modalities. These results demonstrate that our model displays a good generalization capacity which enables to learn a robust and domain-agnostic feature representation for classifying documents with different document types and document data size.

Table 4: Top-1 accuracy (%) comparison results of different document classification methods evaluated on the of RVL-CDIP dataset. V+L denotes vision+language modalities

Method	Pre-Train Data	Accuracy(%)	#Params
<i>vision methods</i>			
VGG-16 [35]	320k	90.31	138M
AlexNet [36]	320k	90.94	61M
ResNet-50 [35]	320k	91.13	-
Ensemble [37]	320k	92.21	-
DiT _{Base} [6]	320k	92.11	87M
<i>(language+layout) methods</i>			
BERT _{Base} [18]	-	89.81	110M
RoBERTa _{Base} [38]	-	90.06	125M
LayoutLM _{Base} [1]	11M	91.78	113M
<i>(vision+language) methods</i>			
w/o language			
- Multimodal [39]	320k	89.1	-
- Ensemble [16]	320k	91.45	-
- EAML [17]	320k	90.81	-
w/o vision			
- Multimodal [39]	320k	74.6	-
- Ensemble [16]	320k	82.23	-
- EAML [17]	320k	88.80	-
VLCDoC (V+L) w/o language	320k	92.64	217M
VLCDoC (V+L) w/o vision	320k	91.37	217M
<i>(vision+language+layout) methods</i>			
SelfDoc [3]	320k	93.81	-
LayoutLM _{Base} [1]	11M	94.42	160M
TILT _{Base} [5]	1M	95.25	230M
LayoutLMv2 _{Base} [2]	11M	95.25	200M
LayoutLMv3 _{Base} [8]	11M	95.44	133M
DocFormer _{Base} [4]	5M	96.17	183M

4.4. Results

The comparison between the proposed VLCDoC network and existing methods on the large-scale RVL-CDIP document classification dataset is presented in Table 4. The compared methods cover various training strategies with different modalities used to perform document classification. These methods include (vision-only), (language-only), (vision-language), and (vision-language-layout) methods. Although our VLCDoC network learns feature space with vision and language cues but only use uni-modality (either vision or language) to classify document during the test. In Table 4, we can see that our VLCDoC model achieves the best performance with 92.64% and 91.37% of top-1 accuracy for using the vision or language modality respectively even compared to the methods that use the fusion of visual and language modalities. Note that the last group of methods use the layout as the supplementary information. For a fair comparison, we may integrate the layout information in our current framework as a new modality in the future work.

Therefore, the results reported demonstrate that our proposed approach outperforms all the methods that do not require any supplementary information such as layout information as used in [1, 2, 8, 3, 4]. Meanwhile, it achieves competitive results against the methods that include layout information in the pre-training setting. The results confirm that an encoder an encoder-only transformer-based architecture trained in an end-to-end fashion can help achieve compelling results against other methods which are mostly based on deep-CNN architectures.

5. Conclusion

We approach document classification by proposing a novel cross-modal representation learning network, called VLCDoC, which models the intra- and inter-modality relations between visual and language cues via cross-modal contrastive learning. In addition, we introduce InterMCA and IntraMSA attention mechanisms by incorporating visual and textual features to further improve the cross-modal representations. A superior performance shows that a good generalization has been achieved which enables to classify the documents in different domains. As future work, we will try to explore new training strategies such as feature fusion or add a new modality such as layout information to perform document classification with more challenging heterogeneous digital data.

6. Declaration of Competing Interest

The authors declare that they have no known competing financial interests or personal relationships that could have appeared to influence the work reported in this paper.

7. Acknowledgements

This work has been co-funded by the French National Research Agency (ANR), and partially supported by the Spanish projects RTI2018-095645-B-C21, the Catalan project 2017-SGR-1783 and the CERCA Program / Generalitat de Catalunya.

References

- [1] Y. Xu, M. Li, L. Cui, S. Huang, F. Wei, M. Zhou, LayoutLM: Pre-training of text and layout for document image understanding, Proceedings of the 26th ACM SIGKDD International Conference on Knowledge Discovery & Data Mining (Jul 2020). doi : 10.1145/3394486.3403172.
URL <http://dx.doi.org/10.1145/3394486.3403172>
- [2] Y. Xu, Y. Xu, T. Lv, L. Cui, F. Wei, G. Wang, Y. Lu, D. Florencio, C. Zhang, W. Che, M. Zhang, L. Zhou, Layoutlmv2: Multi-modal pre-training for visually-rich document understanding (2022). arXiv:2012.14740.
- [3] P. Li, J. Gu, J. Kuen, V. I. Morariu, H. Zhao, R. Jain, V. Manjunatha, H. Liu, Selfdoc: Self-supervised document representation learning (2021). arXiv: 2106.03331.
- [4] S. Appalaraju, B. Jasani, B. U. Kota, Y. Xie, R. Manmatha, Docformer: End-to-end transformer for document understanding (2021). arXiv:2106.11539.
- [5] R. Powalski, Łukasz Borchmann, D. Jurkiewicz, T. Dwojak, M. Pietruszka, G. Pałka, Going full-tilt boogie on document understanding with text-image-layout transformer (2021). arXiv:2102.09550.
- [6] J. Li, Y. Xu, T. Lv, L. Cui, C. Zhang, F. Wei, Dit: Self-supervised pre-training for document image transformer, arXiv preprint arXiv:2203.02378 (2022).

- [7] H. Bao, L. Dong, F. Wei, Beit: Bert pre-training of image transformers, arXiv preprint arXiv:2106.08254 (2021).
- [8] Y. Huang, T. Lv, L. Cui, Y. Lu, F. Wei, Layoutlmv3: Pre-training for document ai with unified text and image masking, arXiv preprint arXiv:2204.08387 (2022).
- [9] S. Sierra, F. A. González, Combining textual and visual representations for multimodal author profiling, Working Notes Papers of the CLEF 2125 (2018) 219–228.
- [10] T. Zahavy, A. Magnani, A. Krishnan, S. Mannor, Is a picture worth a thousand words? a deep multi-modal fusion architecture for product classification in e-commerce (2016). arXiv:1611.09534.
- [11] F. Yang, X. Peng, G. Ghosh, R. Shilon, H. Ma, E. Moore, G. Predovic, Exploring deep multimodal fusion of text and photo for hate speech classification, in: Proceedings of the Third Workshop on Abusive Language Online, Association for Computational Linguistics, Florence, Italy, 2019, pp. 11–18. doi:10.18653/v1/W19-3502.
URL <https://www.aclweb.org/anthology/W19-3502>
- [12] X. Yang, E. Yumer, P. Asente, M. Kralej, D. Kifer, C. L. Giles, Learning to extract semantic structure from documents using multimodal fully convolutional neural network (2017). arXiv:1706.02337.

- [13] X. Liu, F. Gao, Q. Zhang, H. Zhao, Graph convolution for multimodal information extraction from visually rich documents (2019). [arXiv:1903.11279](#).
- [14] P. Zhang, Y. Xu, Z. Cheng, S. Pu, J. Lu, L. Qiao, Y. Niu, F. Wu, Trie: End-to-end text reading and information extraction for document understanding (2021). [arXiv:2005.13118](#).
- [15] L. Noce, I. Gallo, A. Zamberletti, A. Calefati, Embedded textual content for document image classification with convolutional neural networks, *Proceedings of the 2016 ACM Symposium on Document Engineering* (2016).
- [16] T. Dauphinee, N. Patel, M. Rashidi, Modular multimodal architecture for document classification (2019). [arXiv:1912.04376](#).
- [17] S. Bakkali, Z. Ming, M. Coustaty, M. Rusiñol, EAML: ensemble self-attention-based mutual learning network for document image classification, *International Journal on Document Analysis and Recognition (IJDAR)* 24 (09 2021). doi:10.1007/s10032-021-00378-0.
- [18] J. Devlin, M.-W. Chang, K. Lee, K. Toutanova, BERT: Pre-training of deep bidirectional transformers for language understanding (2019). [arXiv:1810.04805](#).
- [19] A. Dosovitskiy, L. Beyer, A. Kolesnikov, D. Weissenborn, X. Zhai, T. Unterthiner, M. Dehghani, M. Minderer, G. Heigold, S. Gelly, J. Uszkoreit,

- N. Houlsby, An image is worth 16x16 words: Transformers for image recognition at scale (2021). `arXiv:2010.11929`.
- [20] A. Vaswani, N. Shazeer, N. Parmar, J. Uszkoreit, L. Jones, A. N. Gomez, L. Kaiser, I. Polosukhin, Attention is all you need (2017). `arXiv:1706.03762`.
- [21] M. E. Peters, M. Neumann, M. Iyyer, M. Gardner, C. Clark, K. Lee, L. Zettlemoyer, Deep contextualized word representations (2018). `arXiv:1802.05365`.
- [22] J. Gu, J. Kuen, S. Joty, J. Cai, V. Morariu, H. Zhao, T. Sun, Self-supervised relationship probing, in: H. Larochelle, M. Ranzato, R. Hadsell, M. F. Balcan, H. Lin (Eds.), Advances in Neural Information Processing Systems, Vol. 33, Curran Associates, Inc., 2020, pp. 1841–1853.
URL <https://proceedings.neurips.cc/paper/2020/file/13f320e7b5ead1024ac95c3b208610db-Paper.pdf>
- [23] A. Cosma, M. Ghidoveanu, M. Panaitescu-Liess, M. Popescu, Self-supervised representation learning on document images (2020). `arXiv:2004.10605`.
- [24] J. Lu, D. Batra, D. Parikh, S. Lee, Vilbert: Pretraining task-agnostic vision-linguistic representations for vision-and-language tasks, Advances in neural information processing systems 32 (2019).

- [25] L. H. Li, M. Yatskar, D. Yin, C.-J. Hsieh, K.-W. Chang, Visualbert: A simple and performant baseline for vision and language, arXiv preprint arXiv:1908.03557 (2019).
- [26] T. Chen, S. Kornblith, M. Norouzi, G. Hinton, A simple framework for contrastive learning of visual representations, in: International conference on machine learning, PMLR, 2020, pp. 1597–1607.
- [27] X. Chen, K. He, Exploring simple siamese representation learning (2020). arXiv:2011.10566.
- [28] P. Khosla, P. Teterwak, C. Wang, A. Sarna, Y. Tian, P. Isola, A. Maschinot, C. Liu, D. Krishnan, Supervised contrastive learning (2021). arXiv:2004.11362.
- [29] X. Yuan, Z. Lin, J. Kuen, J. Zhang, Y. Wang, M. Maire, A. Kale, B. Fai-eta, Multimodal contrastive training for visual representation learning, in: Proceedings of the IEEE/CVF Conference on Computer Vision and Pattern Recognition, 2021, pp. 6995–7004.
- [30] D. Bahdanau, K. Cho, Y. Bengio, Neural machine translation by jointly learning to align and translate, CoRR abs/1409.0473 (2015).
- [31] A. W. Harley, A. Ufkes, K. G. Derpanis, Evaluation of deep convolutional nets for document image classification and retrieval, in: 2015 13th International Conference on Document Analysis and Recognition (ICDAR), IEEE, 2015, pp. 991–995.

- [32] J. Kumar, P. Ye, D. Doermann, Structural similarity for document image classification and retrieval, *Pattern Recognition Letters* 43 (2014) 119–126.
- [33] D. Dimmick, M. Garris, C. Wilson, Nist structured forms reference set of binary images (sfrs), *NIST Special Database 2* (1991).
- [34] D. P. Kingma, J. Ba, Adam: A method for stochastic optimization (2017). [arXiv:1412.6980](#).
- [35] M. Z. Afzal, A. Kölsch, S. Ahmed, M. Liwicki, Cutting the error by half: Investigation of very deep cnn and advanced training strategies for document image classification, in: *2017 14th IAPR International Conference on Document Analysis and Recognition (ICDAR)*, Vol. 1, IEEE, 2017, pp. 883–888.
- [36] C. Tensmeyer, T. Martinez, Analysis of convolutional neural networks for document image classification (2017). [arXiv:1708.03273](#).
- [37] A. Das, S. Roy, U. Bhattacharya, S. K. Parui, Document image classification with intra-domain transfer learning and stacked generalization of deep convolutional neural networks (2018). [arXiv:1801.09321](#).
- [38] Y. Liu, M. Ott, N. Goyal, J. Du, M. Joshi, D. Chen, O. Levy, M. Lewis, L. Zettlemoyer, V. Stoyanov, RoBERTa: A robustly optimized BERT pre-training approach (2019). [arXiv:1907.11692](#).
- [39] N. Audebert, C. Herold, K. Slimani, C. Vidal, Multimodal deep networks for text and image-based document classification (2019). [arXiv:1907.06370](#).