
Neuro-Symbolic Regex Synthesis Framework via Neural Example Splitting

Su-Hyeon Kim

Kangwon National University
tngus98207@kangwon.ac.kr

Hyunjoon Cheon

Yonsei University
hyunjooncheon@yonsei.ac.kr

Yo-Sub Han

Yonsei University
emmous@yonsei.ac.kr

Sang-Ki Ko

Kangwon National University
sangkiko@kangwon.ac.kr

Abstract

Due to the practical importance of regular expressions (regexes, for short), there has been a lot of research to automatically generate regexes from positive and negative string examples. We tackle the problem of learning regexes faster from positive and negative strings by relying on a novel approach called ‘neural example splitting’. Our approach essentially split up each example string into multiple parts using a neural network trained to group similar substrings from positive strings. This helps to learn a regex faster and, thus, more accurately since we now learn from several short-length strings. We propose an effective regex synthesis framework called ‘SplitRegex’ that synthesizes subregexes from ‘split’ positive substrings and produces the final regex by concatenating the synthesized subregexes. For the negative sample, we exploit pre-generated subregexes during the subregex synthesis process and perform the matching against negative strings. Then the final regex becomes consistent with all negative strings. SplitRegex is a divided-and-conquer framework for learning target regexes; split (=divide) positive strings and infer partial regexes for multiple parts, which is much more accurate than the whole string inferring, and concatenate (=conquer) inferred regexes while satisfying negative strings. We empirically demonstrate that the proposed SplitRegex framework substantially improves the previous regex synthesis approaches over four benchmark datasets.

1 Introduction

Regular expressions (regexes in short) are a powerful tool for processing sequence data in NLP or information retrieval. A regex—a finite sequence—is a formal representation of (infinite) symbol sequences. However, it is not easy to write a good regex for a set of sequences. Especially for those who have little experience with formal expressions, a single mistake in regex composition leads to an invalid regex or, even worse, a regex with different semantics to one’s intention. An automatic regex synthesis tries to moderate this human error.

Examples [Oncina and García, 1992, Bartoli et al., 2014] and natural language descriptions [Locascio et al., 2016, Zhong et al., 2018b] are the two major sources of regex synthesis. Examples are specific in their meaning without any implicit semantics, but are hard to provide the complete user intent described by a regex. On the other hand, natural language descriptions are ambiguous but describes the high-level concept of a regex. As these two different types of information are complementary to each other, there have been many studies [Chen et al., 2020, Li et al., 2021, Zhong et al., 2018a] that suggest to use both modalities as they can use examples to fix the ambiguous expressions generated from natural language descriptions.

The *regex synthesis problem* is to make a proper regex R from both positive and negative sets such that all the positive samples are generated by R and all the negative strings are not generated by R . This problem is also called the *regex inference* or *learning* problem in the literature.

The traditional approaches for the regex synthesis problem are often inapplicable in practical settings. For example, Angluin’s [1987] L^* is impractical because it requires the equivalence test between a target regex and a generated regex, which is known to be PSPACE-complete and thus intractable [Stockmeyer and Meyer, 1973]. Gold [1978] shows that the state characterization approach is NP-complete and thus intractable. Heuristic approaches based on state-merging DFA induction algorithms such as RPNI [Oncina and García, 1992] and blue-fringe [Lang et al., 1998] are not very promising on synthesizing complex regexes because it is almost impossible to obtain a concise regex even when they are able to produce a concise DFA from examples. As recent approaches, both AlphaRegex [Lee et al., 2016] and RegexGenerator++ [Bartoli et al., 2014, 2016] generate candidate regexes and match against the given examples until the target regex matches all examples successfully. While these approaches generate correct regexes when a time limit is very long, they often fail when the example size is large. In addition, both approaches do not use any characteristics in the given examples, which is a useful feature to speed up the process. In other words, these methods are impractical for generating regexes within a reasonable time limit.

For practical usage, we notice that the divide-and-conquer approach is promising for synthesizing formal representation. For example, Alur et al. [2017] synthesize a program with hierarchical partition of the given input-output pairs. A decision tree reflects the hierarchical partition forms the control flow of the synthesized program. This method noticeably improves program synthesis time due to the partitioned problem space. Farzan and Nicolet [2021a,b] propose an effective method that converts a program into an equivalent program by splitting a problem into several subproblems. This divide-and-conquer approach is efficient since individual tasks for solving subproblems can run simultaneously. Recently, Barke et al. [2020], Shrivastava et al. [2021] propose program synthesis methods that first finds partial solutions satisfying subsets of input-output examples and combines the solutions to find the global solution.

In this paper, we propose a novel regex synthesis framework based on the divide-and-conquer paradigm for boosting existing regex synthesis algorithms. Given a set of positive examples, we split examples into multiple parts by grouping similar substrings using a neural network and solve subproblems defined over the multiple parts in serial order. We train a neural network called the *NeuralSplitter* that embeds a set of positive examples into a fixed-size vector and produces the most probable split for each example in the set. As far as we are aware, this is the first work that aims to synthesize a regex by processing given positive and negative examples with a neural network.

Our main contributions are as follows:

1. We propose a regex synthesis framework *SplitRegex* based on the divide-and-conquer paradigm, which has been employed in many sequential algorithms. As far as we are aware, this is the first attempt to synthesize regexes in the divide-and-conquer manner.
2. We design a neural network called the *NeuralSplitter*—a two-stage attention-based recurrent neural network trained to predict the most probable split of input positive strings.
3. We conduct exhaustive experiments on various benchmark datasets including random dataset and practical regex datasets for demonstrating the effectiveness of the proposed framework. We show that our framework can be easily combined with the off-the-shelf regex synthesis algorithms with minor modifications.

Namely, our framework solves regex synthesis problem, which is PSPACE-complete, much faster when applied to any existing regex synthesis models, and thus boosts the overall performance.

2 Related Work

We provide a list of related works on regex synthesis problems based on various input types including positive and negative examples and natural language descriptions.

2.1 Regular Expression Inference from Examples

One approach to regular expression inference is by Angluin’s [1987]. Angluin suggests an algorithm L^* that infers an unknown DFA in teacher-student architecture. The teacher of L^* offers membership queries and equivalent queries on the target expression for the student. Note that this type of algorithm generally requires an infinite amount of examples to synthesize an FA. Gold [1978] proposes a heuristic inference algorithm that inductively distinguishes random prefixes according to the acceptance followed by the given examples. The prefixes with the same acceptance form a single state in a DFA. The blue-fringe algorithm [Lang et al., 1998] and RPNI [Oncina and García, 1992] are similar to the Gold’s algorithm. AlphaRegex [Lee et al., 2016] exhaustively searches through all possible regular expressions until it identifies a solution regex that satisfies given positive and negative examples. A major limit of AlphaRegex is that its runtime is extremely due to the exponential increase of search space. RegexGenerator++ [Bartoli et al., 2014, 2016] produces a regular expression using the genetic programming approach. The produced regular expression recognizes the surroundings (context) of the target sequence as well as the target itself. However, RegexGenerator++ entails a huge amount of computations due to the repetitive nature of genetic approach on each inference.

2.2 Regular Expression Synthesis from Natural Language Descriptions

Ranta [1998] studies rule-based techniques for the conversion between multi-languages and regular expressions. Kushman and Barzilay [2013] build a parsing model that translates a natural language sentence to a regular expression, and provides a dataset, which is the most popular benchmark dataset in recent research. Locascio et al. [2016] propose the Deep-Regex model based on Seq2Seq for generating regular expressions from NL descriptions together with 10,000 NL-RX pair data. However, due to the limitations of the standard Seq2Seq model, the Deep-Regex model can only generate regular expressions similar in shape to the training data. The SemRegex model [Zhong et al., 2018b] improves the Deep-Regex model by reinforcement learning based on the DFA-equivalence oracle, which determines if two regular expressions define the same language, as a reward function and their model can generate correct regular expressions even if they do not exactly look like answers. The SoftRegex model [Park et al., 2019] further improves SemRegex based on the fast regex equivalence test, which gives rise to a fast learning process.

2.3 Multi-modal Regular Expression Synthesis

Most multi-modal synthesis method uses natural language descriptions and positive/negative examples simultaneously to mitigate the ambiguity in natural languages. Chen et al. [2020] introduce a hierarchical sketch for the semantics of natural description. Chen et al.’s implementation Regel first deduces the hierarchical structure representing the semantics of the natural language description. This semantic structure has some holes in which the regular expression inference algorithm enhances a regular expression by predefined rules. Regel also prunes an infeasible expression using over- and under-approximation possible regular expressions, which replaces the holes with the most permissive and the most restrictive expression, respectively. Li et al. [2021] propose TransRegex framework that synthesizes a valid regular expression. TransRegex’s NLP-based synthesizer translates the given description to a regular expression and fixes the expression by rules and RFixer [Pan et al., 2019] to increase the matching score on the examples.

2.4 Repair-base Regular Expression Synthesis

Pan et al. [2019] design a heuristic algorithm RFixer that repairs a regular expression with given examples. RFixer improves the given regular expression by introducing or removing a hole and approximate the target expression with over- and under-approximation method until finds a regular expression with no holes that satisfies the given examples. Li et al. [2020] propose FlashRegex that generates a deterministic regular expression, which is a subclass of regular expressions. A SAT solver designs the basic FA structure after the given examples and FlashRegex iteratively shuffles the transitions in FA model at random to find the most suitable FA that satisfies the given examples.

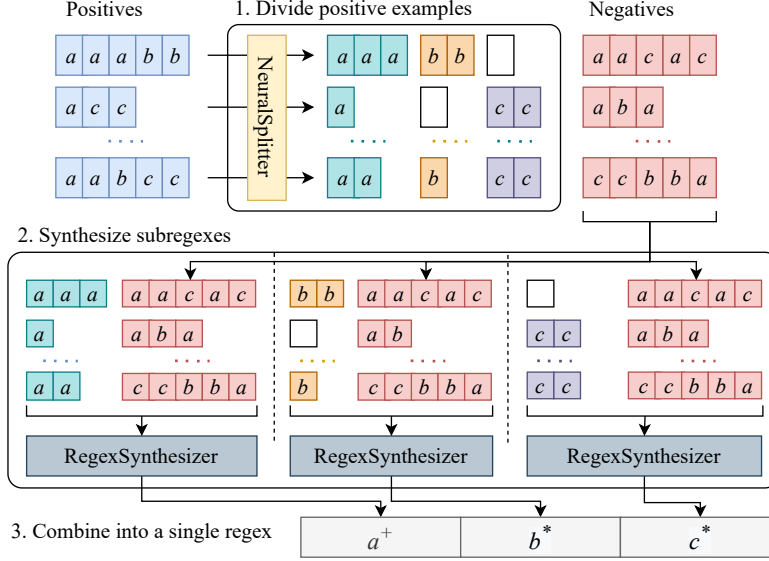


Figure 1: Overview of the proposed approach.

3 Our Approach

3.1 Problem Definition

Let Σ be a finite alphabet and Σ^* be the set of all strings over the alphabet Σ . The empty string is denoted by λ . A *regular expression* (regex) over Σ is $a \in \Sigma$, or is obtained by applying the following rules finitely many times. For regexes R_1 and R_2 , the union $R_1 + R_2$, the concatenation $R_1 \cdot R_2$, the star R_1^* , and the question $R_1^?$ are also regexes. We denote the set of strings (language) represented by a regular expression R by $L(R)$. Note that $L(R_1^?)$ is defined as $L(R_1) \cup \{\lambda\}$.

Given positive and negative strings, we consider the problem of synthesizing a concise regex that is consistent with the given strings. The examples are given by a pair (P, N) of two sets of strings, where $P \subseteq \Sigma^*$ is a set of *positive strings* and $N \subseteq \Sigma^*$ is a set of *negative strings*.

Then, our goal is to find a regex R that accepts all positive strings in P while rejecting all negative strings in N . Formally, R satisfies the following condition: $P \subseteq L(R)$ and $L(R) \cap N = \emptyset$.

3.2 The ‘SplitRegex’ Framework

Our approach involves the following procedure:

1. Split the input positive strings in the set P into multiple partitions P_1, P_2, \dots, P_S , where S is the number of splits, using the NeuralSplitter model.
2. Run the regex synthesis engine for each P_i for $1 \leq i \leq S$ with the set N of negative strings. We will explain in more detail about how to use the set N of negative strings for final regex synthesis.
3. Concatenate the obtained subregexes R_1, R_2, \dots, R_S such that $P_i \subseteq L(R_i)$ to produce the final regex R .

In the first step, NeuralSplitter splits positive examples into the same number of substrings for ‘dividing’ the entire regex synthesis problem into less complex subregex synthesis problems. In order to train the NeuralSplitter, we generate target labels for positive examples. For instance, when we are given $P = \{aabbccabca, abcbbc, bbcbab, aabbbc\}$ and $R = a^*b^*c^*.*$, we obtain ground truth labels for the four positive examples in P as follows: $\{1122330000, 123000, 2223000, 112223\}$. The digits 1, 2, and 3 in the ground truth labels imply that the corresponding symbols are generated from the first, second, and third subregex of R : a^* , b^* , and c^* , respectively. Note that the output label for

symbols generated from the wildcard pattern regex `.*` (capturing zero or more of any characters) is always 0 regardless of the position of the corresponding subregex.

Note that we cannot split negative examples just as we do for positive examples using the NeuralSplitter model as there may be another split (not produced by the NeuralSplitter) that results in negative strings recognized by the synthesized regex. For instance, consider a simple case when given $P = \{\text{abbaaa}, \text{abaaa}, \text{aaa}\}$ and $N = \{\text{aaaa}\}$. The NeuralSplitter may simply predict that substrings with the same repeated symbols should be grouped to form a subregex. Then, the first part has positive examples $P_1 = \{\text{a}\}$ and $N_1 = \{\lambda\}$, the second part has $P_2 = \{\text{bb}, \text{b}, \lambda\}$ and $N_2 = \{\text{aaaa}\}$, and finally the last part has $P_3 = \{\text{aa}, \text{aaa}\}$ and $N_3 = \{\lambda\}$. It is possible that the synthesis algorithm generates `ab*aaa?`, which accepts the negative example. Note that there is no other split admitting a regex satisfying both P and N .

We resolve this problem by introducing the concept of *prefix-conditioned subregex synthesis*. The basic idea of our approach is to first synthesize $n - 1$ subregexes once the NeuralSplitter produces n splits (P_1, P_2, \dots, P_n) from P . Then, we concatenate the resulting $n - 1$ regexes to be $R_1R_2 \dots R_{n-1}$ and use this regex to obtain the final regex from the last split sample P_n that satisfies all prefix subregexes as well as the negative samples. Namely, for each regex R_i , we only consider the corresponding split examples P_i from P . We use the negative samples to prevent a regex synthesis algorithm to return a trivial regex such as the wildcard pattern regex `.*`. One may consider using the NeuralSplitter approach for the negative samples. Our empirical observation confirms that it causes a substantially larger amount of additional computations, and the performance becomes worsened.

When there are common strings between the split positive examples P_i and the negative examples N , we remove the common strings from N . If P_i has only one example (singleton set), then we simply return the example as R_i . The proposed method generates a regex R from a set P of positive examples and a set N of negative examples that satisfy the following conditions:

- $L(R_i) \subseteq P_i$ and $L(R_i) \cap (N \setminus P_i) = \emptyset$ for $1 \leq i \leq n - 1$ (independent subregex synthesis).
- $L(R_1R_2 \dots R_n) \cap N = \emptyset$ (prefix-conditioned subregex synthesis).
- $L(R_i) = P_i$ if $|P_i| = 1$ for $1 \leq i \leq n$ (singleton subregex synthesis).

While the proposed method can generate a regex quickly by dividing a complex synthesis problem into several easier problems, one limit is that it cannot generate the wildcard pattern regex, `.*`, as a subregex R_i due to the negative examples. Because the wildcard pattern is common and handy in practice to representing complicated sequences, we treat the symbols generated from the wildcard pattern differently compared with the rest of the symbols—we assign a special label 0 for the symbols in the data preprocessing step. For instance, if a string `abbccdd` is generated from `a*b*c*d*`, then the label is 1223344. However, if `abbccdd` is generated from `a*.*`, then the label is 1000000. When reading these special symbol 0's, our framework immediately generates wildcard patterns without going through the prefix-conditioned subregex synthesis.

3.3 Data Preprocessing

Since both AlphaRegex and Blue-Fringe synthesize regexes at the symbol level, they cannot be used for synthesizing raw practical regexes that cover potentially all ASCII characters. Therefore, we preprocess or exclude regexes as described below:

- **Regex simplification:** raw examples generated from practical regexes are typically very long. In order to effectively reduce the lengths of examples for faster regex synthesis, we replace substrings from regexes with special reserved symbols (let us denote by 'A'-'Z') and control characters with '!'. For example, a regex `function:(public|private|protected)` can be preprocessed to `A!(B|C|D)` by replacing substrings `function`, `public`, `private` and `protected` by `A`, `B`, `C` and `D`, respectively. In practice, we can find common substrings used throughout the given positive examples to simplify them and synthesize a regex in the simplified form.
- **Backreference:** we do not consider backreference for regex synthesis as some baseline approaches such as AlphaRegex and Blue-Fringe algorithm do not support regex features that capture non-regular languages.

- Lookahead/lookbehind: while regexes with these features still only capture regular languages, we do not consider these features as they require the regex engine to perform backtracking that causes catastrophic runtime in some extreme cases.
- Quantifier with exact count ‘{n}’ or range ‘{n, m}’: we replace numerical quantifiers with ‘*’ to 1) reduce the search space and 2) control the length of randomly generated strings.
- Negated class: A simple negated class $[\hat{x}]^*$ generates all strings except for x and, then, the model outputs $.^*$ unless a specific negative input containing x is provided. If provided, then the learning is very trivial because the negative set is $\{x\}$ only. Thus, we do not consider negated classes in our study.

For each regex, we randomly generate 20 positive and 20 negative examples up to certain length (10 for random dataset and 15 for the other datasets). In order to generate positive examples, we utilize a Python library called *Xeger*.¹ For generating negative examples, we first generate positive examples and randomly substitute symbols with other symbols to make the examples outside the language represented by the regex. Then, we use Python library *pyre2*, which is a Python wrapper for Google’s RE2 regex library, to perform matchings of perturbed examples against the regex. We find this is effective compared to the complete random generation of negative examples.

In order to guarantee that every regular expression has 20 positive and 20 negative examples, we exclude regular expressions that do not generate more than 20 positive strings (e.g., regexes without quantifiers such as $*$ and $+$). From the generated 40 strings, we use 10 positive/negative strings for generating regexes and use the remaining strings for measuring the semantic accuracy of synthesized regexes by membership queries. We utilize the *fullmatch* method of *pyre2* to find subregexes from the whole regex that match corresponding substrings from given positive strings.

3.4 Architecture of the NeuralSplitter

We introduce a neural network called the *NeuralSplitter* that is trained to split positive examples generated from each regex. For a set $P = \{p_1, p_2, \dots, p_n\}$ of positive examples, where $p_i \in \Sigma^*$ for $1 \leq i \leq n$, we embed each string p_i with an RNN encoder into d dimensional space as follows: $h_i = \text{RNN}_{\text{enc1}}(p_i)$, where $h_i \in \mathbb{R}^d$. Then, we embed the set P of positive examples with the second RNN encoder RNN_{enc2} as follows: $h_P = \text{RNN}_{\text{enc2}}(h_1, h_2, \dots, h_n)$, where $h_P \in \mathbb{R}^d$.

From the hidden vectors h_i for $1 \leq i \leq n$ and h_P , the RNN decoder is trained to produce the ground truth label for each positive string p_i as follows:

$$o_1, o_2, \dots, o_{l_i} = \text{RNN}_{\text{dec}}(W_{\text{dec}}^{\top} \cdot [h_i; h_P]),$$

where $l_i = |p_i|$, $o_j \in \mathbb{R}^d$ for $1 \leq j \leq l_i$, $W_{\text{dec}} \in \mathbb{R}^{2d \times d}$.

Finally, we retrieve the predicted label for each positive example p_i as follows: $y_j = \text{softmax}(W_{\text{output}}^{\top} \cdot o_j)$, where $y_j \in \mathbb{R}^{|V|}$, $W_{\text{output}} \in \mathbb{R}^{d \times |V|}$, and V is the output vocab. Note that y_j is the predicted probability distribution for the label of j th symbol of the positive example p_i .

During the decoding process, the RNN decoder exploits the attention mechanism to better point out the relevant parts from the entire set of positive strings. Since the split label for a positive string relies on the information from all positive strings, we implement two-step attention mechanism that enables our model to attend both in set level and example level. For instance, when we have two strings *aabbcc* and *aabbcc*, the most probable labels for these two strings are *112223* and *112233*. However, if the second string is *caabbcc*, where only the first symbol *c* is appended in front of *aabbcc*, then the most probable labels for two strings become *223334* and *1223344*. In this reason we need to use the information of all given positive strings to correctly predict the output labels.

We use bi-directional GRU network for RNN encoders and decoder of *NeuralSplitter*. Cross entropy loss is used for training the neural network.

4 Experimental Setup

We describe the experimental setup of our evaluation on *SplitRegex* framework.

¹<https://pypi.org/project/xeger/>

Datasets. We use the following benchmarks to measure the performance of the proposed approach compared to the previous approaches.

- Random dataset: consists of 1,000,000 randomly generated regexes (784,682 unique regexes) over various alphabet sizes 2, 4, 6, 8, and 10.
- RegExLib²: consists of regexes collected from an online regex library where 4,149 regexes are indexed from 2,818 contributors to help regex users write their own regexes more easily.
- Snort³: an open-source intrusion detection/prevention system, contains more than 1,200 regexes in its rule set for compactly describing malicious network traffic.
- Polyglot Regex Corpus [Davis et al., 2019]: consists of 537,806 regexes extracted from 193,574 software projects written in eight popular programming languages. Introduced for the research on regex portability problem.

For training the NeuralSplitter and evaluating our framework on practical regex benchmarks including RegExLib, Snort and Polyglot Regex Corpus, we first generate 20 random positive and 20 negative examples for each regex and split the data into training, validation and test set with the ratio of 8:1:1. Then, we collect the training and validation splits for three benchmarks for training the NeuralSplitter model and use each test set for evaluating the regex synthesis performance on each benchmark.

Hyperparameters. We use two-layer bi-directional GRU with 256 hidden units unless explicitly mentioned otherwise. The dimension of input token embedding is four. The Adam optimizer is used with batch size 512 and learning rate of 0.001 and weight decay of 1e-6.

Baselines. We take the following baseline methods for regex synthesis from examples.

- AlphaRegex [Lee et al., 2016, Kim et al., 2021]: a best-first search based regex enumeration algorithm. We use our own Python implementation of AlphaRegex algorithm, which is originally written in OCaml⁴ together with the recent search space reduction techniques by Kim et al. [2021].
- RegexGenerator++ [Bartoli et al., 2014, 2016]: a regex inference algorithm based on genetic programming. Due to the nature of the genetic inference procedure, this is the slowest among the baselines.
- Blue-Fringe algorithm [Lang et al., 1998]: a classical state-merging DFA induction algorithm. We choose this algorithm to show the generality of our framework on classical synthesizers such as L^* [Angluin, 1987] or RPNI [Oncina and García, 1992].

Note that we also use these baselines as off-the-shelf regex synthesizers for our SplitRegex framework to evaluate the performance boost gained by our framework.

Metrics. We evaluate the performance of the proposed approach in two main aspects: 1) the time efficiency of the synthesis algorithm and 2) the accuracy of synthesized regexes. For evaluating the time efficiency, we set a time budget, specified by a *timeout* value. We set the timeout value to 3 (seconds) for AlphaRegex and Blue-Fringe algorithm and 10 (seconds) for RegexGenerator++ in our experiments. A regex synthesis is counted as a *success* if an algorithm finds a regex satisfying given positive and negative examples within the specified timeout. We measure the *success rate* of regex synthesis by counting the number of successes in n regex synthesis trials where n is the number of target regexes in the test set.

Meanwhile, we also need to measure the accuracy of synthesized regexes as any algorithm may generate a trivial solution that only recognizes positive examples. However, we cannot simply count the number of cases where the synthesized regex is ‘literally’ equivalent to the target regex as two different regexes can capture the same set of strings as there are infinitely many semantically equivalent regexes. Hence, we need to introduce a criterion that considers how two regexes are semantically similar. While it is well-known that it is possible to algorithmically decide whether two

²<https://www.regexlib.com/>

³<https://www.snort.org/>

⁴<https://github.com/kupl/AlphaRegexPublic>

Table 1: Regex synthesis performance (success rate, semantic regex accuracy, and the ratio of fully accurate regexes) of our model and baselines over three benchmark regex datasets. ‘AR’, ‘BF’, and ‘RG’ are abbreviations for AlphaRegex, Blue-Fringe, and RegexGenerator++, respectively.

Method	RegExLib			Snort			Polyglot Corpus		
	Succ.	Acc.	Full.	Succ.	Acc.	Full.	Succ.	Acc.	Full.
AlphaRegex	13.87	13.41	11.80	15.74	15.29	13.31	50.05	49.20	46.39
Ours (+ AR)	22.87	21.33	17.24	71.23	66.83	54.45	64.10	62.46	56.79
GT Split (+ AR)	43.48	40.62	31.49	87.53	83.20	69.35	70.57	67.94	59.61
RegexGenerator++	0.00	0.00	0.00	0.00	0.00	0.00	0.19	0.19	0.19
Ours (+ RG)	2.34	2.29	2.06	6.09	5.42	3.28	17.34	17.17	16.40
GT Split (+ RG)	3.00	2.89	2.25	9.18	8.47	5.72	17.90	17.58	16.40
Blue-Fringe	100.00	3.87	0.09	100.00	3.61	0.00	100.00	7.38	0.28
Ours (+ BF)	85.66	16.68	1.22	97.47	19.93	2.44	97.19	15.88	1.59
GT Split (+ BF)	90.72	20.16	1.97	100.00	22.04	2.91	99.34	16.37	1.69

regexes represent the same language, it is also well-known that the decision process is PSPACE-complete [Stockmeyer and Meyer, 1973] and therefore probably intractable.

Therefore, we define a metric called the *semantic regex accuracy* that utilizes randomly generated positive and negative examples that are not used for regex synthesis. Remark that the semantic regex accuracy has been already employed in previous work for evaluating the generated regexes [Li et al., 2021]. Given a pair (P, N) of positive and negative sets reserved for evaluation, we define the semantic regex accuracy as follows:

$$\text{sem_acc}(R, P, N) = \frac{|T_P| + |T_N| - |F_P| - |F_N|}{|P| + |N|} \times 100,$$

where $T_P = \{w \in L(R) \mid w \in P\}$, $T_N = \{w \notin L(R) \mid w \in N\}$, $F_P = \{w \notin L(R) \mid w \in P\}$ and $F_N = \{w \in L(R) \mid w \in N\}$.

Intuitively, the semantic regex accuracy is higher if the synthesized regex recognizes more strings recognizable by the target regex and rejects more strings not recognizable by the target regex. Note that we choose semantic regex accuracy as our main evaluation metric instead of other metrics such as F_1 -score, Matthews correlation coefficient (MCC), and Cohen’s kappa, since our dataset is completely balanced (same number of positive and negative examples) and our metric is easier to understand intuitively.

Finally, we define a synthesized regex to be *fully accurate* if the regex satisfies all the unseen examples. In other words, a regex is fully accurate if the semantic regex accuracy is 1.

5 Experimental Results and Analysis

We demonstrate the experimental results to show the effectiveness of the proposed approach compared to baselines and analyze the results.

5.1 Main Results

Table 1 shows the main result of our paper. We evaluate our approach with the baselines in terms of success rate, semantic accuracy, and the ratio of fully accurate regexes using reserved examples.

In order to examine the upper bound on the performance of SplitRegex, we also consider a variant of SplitRegex called ‘GT Split’ where we use ground-truth splits of regexes instead of predicted splits by NeuralSplitter. It is readily seen that the proposed framework substantially improves all of the success rate, semantic accuracy, ratio of fully accurate regexes in most benchmarks except some cases. First, the success rate of the Blue-Fringe algorithm is the highest among all the considered algorithms due to the nature of the Blue-Fringe algorithm. Note that the Blue-Fringe algorithm merges the suffixes of given positive examples while assuming that any string the expression represents is positive unless there is a counterexample—a negative example. While the Blue-Fringe algorithm can simply generate a regex satisfying the examples very quickly, the generated regex represents a

Table 2: Comparisons of different regex synthesis method using split positive examples.

Synthesis Strategy	On Random Regexes		On Practical Regexes	
	Success Rate	Accuracy	Success Rate	Accuracy
Baseline (AlphaRegex)	47.57	44.83	12.90	13.08
Prefix-conditioned synthesis	63.90	60.50	37.60	36.94
Independent parallel synthesis	42.00	40.40	54.50	54.34
Independent sequential synthesis	64.60	61.68	55.84	55.20

slightly larger set of strings than the set of positive examples in general. This means that the regex generated by Blue-Fringe rarely accepts positive examples that are not used in the regex synthesis process. However, when the SplitRegex framework is combined with Blue-Fringe, the semantic accuracy is improved even though it fails to return solutions for some cases due to additional runtime overhead and inappropriate splits caused by neural network computations. The main reason is that the process of splitting examples already makes the resulting regexes more fine-grained compared to those generated by the vanilla Blue-Fringe.

The performance on RegexGenerator++ is very low across all experiments mostly due to the repetitive nature of the genetic approach and class-level generation. RegexGenerator++ only supports character classes such as `[a-z]` and `\d`, and does not support each symbol in the classes. For instance, if we provide positive strings `{a, aa}` and negative strings `{b, bb}`, then RegexGenerator++ fails to generate a correct answer. Indeed, RegexGenerator++ fails to generate regexes in most cases even with a larger time limit (10 seconds). Nevertheless, we can see that the proposed framework helps RegexGenerator++ succeed in a few more cases compared to the vanilla RegexGenerator++.

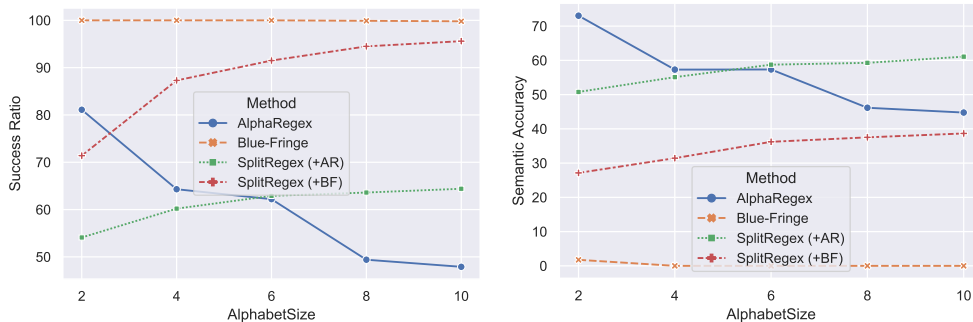


Figure 2: Results on random regular expression dataset with different alphabet sizes.

5.2 Detailed Analysis

Alphabet size. Figure 2 shows how the SplitRegex framework affects the regex synthesis performance of AlphaRegex and Blue-Fringe algorithms on random dataset with different alphabet sizes. While the success rate decreases as the alphabet size increases for AlphaRegex, SplitRegex effectively improves the success rate as the alphabet size increases. Moreover, the semantic accuracy of synthesized regexes is also improved when the SplitRegex is applied to both baselines. This is because it is easier to group the similar substrings using common symbols as there are more symbols in a string. For example, two regexes `abc * d?(e + f)` and `000 * 1?(0 + 1)` are similar in terms of length and structure but it is easier to find correct split from the examples generated from the former as we can infer where each symbol in the examples comes from more easily.

Subregex synthesis strategies. We conduct additional experiments to verify whether the ‘prefix-conditioned synthesis’ strategy can be utilized for every subsequent subregexes while we utilize only for synthesizing the last subregex. Moreover, we also test whether the first $n - 1$ subregexes (when the split size is n) can be synthesized in parallel if the prefix-conditioned synthesis is not used. Table 2 demonstrates the experimental results on random regexes and practical regexes from RegExLib, Snort, and Polyglot corpus datasets. The results imply that the simplest approach (independent sequential

synthesis except for the final subregex) achieves the best performance compared to the parallel approach and prefix-conditioned synthesis approach.

6 Conclusions

In this paper, we have proposed a regex synthesis framework called the SplitRegex that synthesizes a regex from given positive and negative examples based on the divide-and-conquer paradigm. Given a set of positive examples, we predict the most probable splits for strings such that substrings in the same partition exhibit similar patterns using a neural network called the NeuralSplitter. Then, we synthesize subregexes for all partitions and derive the final regex satisfying the input examples. Our experimental results show that the proposed scheme is very effective in reducing the time complexity of regex synthesis and actually yields more accurate regexes than the previous approaches.

References

- Rajeev Alur, Arjun Radhakrishna, and Abhishek Udupa. Scaling enumerative program synthesis via divide and conquer. In Axel Legay and Tiziana Margaria, editors, *Tools and Algorithms for the Construction and Analysis of Systems - 23rd International Conference, TACAS 2017*, volume 10205 of *Lecture Notes in Computer Science*, pages 319–336, 2017.
- Dana Angluin. Learning regular sets from queries and counterexamples. *Information and Computation*, 75(2):87–106, 1987.
- Dzmitry Bahdanau, Kyunghyun Cho, and Yoshua Bengio. Neural machine translation by jointly learning to align and translate. In *3rd International Conference on Learning Representation, ICLR 2015*, 2015.
- Shraddha Barke, Hila Peleg, and Nadia Polikarpova. Just-in-time learning for bottom-up enumerative synthesis. *Proc. ACM Program. Lang.*, 4(OOPSLA), 2020.
- A. Bartoli, G. Davanzo, A. De Lorenzo, E. Medvet, and E. Sorio. Automatic synthesis of regular expressions from examples. *Computer*, 47(12):72–80, dec 2014. ISSN 1558-0814. doi: 10.1109/MC.2014.344.
- Alberto Bartoli, Andrea De Lorenzo, Eric Medvet, and Fabiano Tarlao. Inference of regular expressions for text extraction from examples. *IEEE Trans. on Knowl. and Data Eng.*, 28(5):1217–1230, May 2016.
- Qiaochu Chen, Xinyu Wang, Xi Ye, Greg Durrett, and Isil Dillig. Multi-modal synthesis of regular expressions. In *Proceedings of the 41st ACM SIGPLAN Conference on Programming Language Design and Implementation*, pages 487–502, 2020.
- James C. Davis, Louis G. Michael IV, Christy A. Coghlan, Francisco Servant, and Dongyoon Lee. Why aren’t regular expressions a lingua franca? an empirical study on the re-use and portability of regular expressions. In Marlon Dumas, Dietmar Pfahl, Sven Apel, and Alessandra Russo, editors, *Proceedings of the ACM Joint Meeting on European Software Engineering Conference and Symposium on the Foundations of Software Engineering, ESEC/SIGSOFT FSE 2019*, pages 443–454. ACM, 2019.
- Azadeh Farzan and Victor Nicolet. Counterexample-guided partial bounding for recursive function synthesis. In Alexandra Silva and K. Rustan M. Leino, editors, *Computer Aided Verification - 33rd International Conference, CAV 2021, Virtual Event, July 20-23, 2021, Proceedings, Part I*, volume 12759 of *Lecture Notes in Computer Science*, pages 832–855. Springer, 2021a.
- Azadeh Farzan and Victor Nicolet. Phased synthesis of divide and conquer programs. In Stephen N. Freund and Eran Yahav, editors, *PLDI ’21: 42nd ACM SIGPLAN International Conference on Programming Language Design and Implementation, Virtual Event, Canada, June 20-25, 2021*, pages 974–986. ACM, 2021b.
- E. Mark Gold. Complexity of automaton identification from given data. *Information and Control*, 37(3):302–320, 1978.

- Su-Hyeon Kim, Hyeonseung Im, and Sang-Ki Ko. Efficient enumeration of regular expressions for faster regular expression synthesis. In Sebastian Maneth, editor, *Implementation and Application of Automata*, pages 65–76. Springer International Publishing, 2021.
- Nate Kushman and Regina Barzilay. Using semantic unification to generate regular expressions from natural language. In *Proceedings of the 2013 Conference of the North American Chapter of the Association for Computational Linguistics: Human Language Technologies*, pages 826–836, 2013.
- Kevin J. Lang, Barak A. Pearlmutter, and Rodney A. Price. Results of the abbingo one DFA learning competition and a new evidence-driven state merging algorithm. In Vasant G. Honavar and Giora Slutzki, editors, *Grammatical Inference, 4th International Colloquium, ICGI-98, Ames, Iowa, USA, July 12-14, 1998, Proceedings*, volume 1433 of *Lecture Notes in Computer Science*, pages 1–12. Springer, 1998.
- Juho Lee, Yoonho Lee, Jungtaek Kim, Adam R. Kosiorek, Seungjin Choi, and Yee Whye Teh. Set transformer: A framework for attention-based permutation-invariant neural networks. In Kamalika Chaudhuri and Ruslan Salakhutdinov, editors, *Proceedings of the 36th International Conference on Machine Learning, ICML 2019, 9-15 June 2019, Long Beach, California, USA*, volume 97 of *Proceedings of Machine Learning Research*, pages 3744–3753. PMLR, 2019.
- Mina Lee, Sunbeom So, and Hakjoo Oh. Synthesizing regular expressions from examples for introductory automata assignments. In *Proceedings of the 2016 ACM SIGPLAN International Conference on Generative Programming: Concepts and Experiences, GPCE 2016*, pages 70–80, 2016.
- Yeting Li, Zhiwu Xu, Jialun Cao, Haiming Chen, Tingjian Ge, Shing-Chi Cheung, and Haoren Zhao. Flashregex: Deducing anti-redos regexes from examples. In *Proceedings of the 35th IEEE/ACM International Conference on Automated Software Engineering, ASE '20*, pages 659–671, 2020.
- Yeting Li, Shuaimin Li, Zhiwu Xu, Jialun Cao, Zixuan Chen, Yun Hu, Haiming Chen, and Shing-Chi Cheung. TransRegex: multi-modal regular expression synthesis by generate-and-repair. In *43rd IEEE/ACM International Conference on Software Engineering, ICSE 2021, Madrid, Spain, 22-30 May 2021*, pages 1210–1222. IEEE, 2021.
- Nicholas Locascio, Karthik Narasimhan, Eduardo DeLeon, Nate Kushman, and Regina Barzilay. Neural generation of regular expressions from natural language with minimal domain knowledge. In *Proceedings of the 2016 Conference on Empirical Methods in Natural Language Processing*, pages 1918–1923, 2016.
- J. Oncina and P. García. *Inferring Regular Languages In Polynomial Updated Time*, pages 49–61. 1992.
- Rong Pan, Qinheping Hu, Gaowei Xu, and Loris D’Antoni. Automatic repair of regular expressions. *Proc. ACM Program. Lang.*, 3(OOPSLA), 2019.
- Jun-U Park, Sang-Ki Ko, Marco Coggnetta, and Yo-Sub Han. SoftRegex: Generating regex from natural language descriptions using softened regex equivalence. In *Proceedings of the 2019 Conference on Empirical Methods in Natural Language Processing and the 9th International Joint Conference on Natural Language Processing (EMNLP-IJCNLP)*, pages 6425–6431, 2019.
- Aarne Ranta. A multilingual natural-language interface to regular expressions. In *Proceedings of the International Workshop on Finite State Methods in Natural Language Processing*, pages 79–90, 1998.
- Disha Shrivastava, Hugo Larochelle, and Daniel Tarlow. Learning to combine per-example solutions for neural program synthesis. *CoRR*, abs/2106.07175, 2021. URL <https://arxiv.org/abs/2106.07175>.
- Larry J Stockmeyer and Albert R Meyer. Word problems requiring exponential time (preliminary report). In *Proceedings of the fifth annual ACM symposium on Theory of computing*, pages 1–9, 1973.
- Ilya Sutskever, Oriol Vinyals, and Quoc V Le. Sequence to sequence learning with neural networks. In *Advances in neural information processing systems*, pages 3104–3112, 2014.

Zexuan Zhong, Jiaqi Guo, Wei Yand, Tao Xie, Jian-Guang Lou, Ting Liu, and Dongmei Zhang. Generating regular expressions from natural language specifications: Are we there yet? In *Workshops at the 32nd AAAI Conference on Artificial Intelligence*, pages 791–794, 2018a.

Zexuan Zhong, Jiaqi Guo, Wei Yang, Jian Peng, Tao Xie, Jian-Guang Lou, Ting Liu, and Dongmei Zhang. Semregex: A semantics-based approach for generating regular expressions from natural language specifications. In *Proceedings of the 2018 Conference on Empirical Methods in Natural Language Processing*, pages 1608–1618, 2018b.

A Background

Here we provide some background knowledge on the basic neural network architectures used in our model.

Recurrent neural networks. An RNN is described by a function that takes an input x_t and a hidden state h_{t-1} at time step $t - 1$ and returns a hidden state h_t at time step t as follows: $h_t = \text{RNN}(x_t, h_{t-1})$.

Given an input sentence $\mathbf{x} = (x_1, x_2, \dots, x_n)$, an encoder RNN_{enc} plays its role as follows: $h_t = \text{RNN}_{\text{enc}}(x_t, h_{t-1})$ where $h_t \in \mathbb{R}^d$ is a hidden state at time t . After processing the whole input sentence, the encoder generates a fixed-size context vector that represents the sequence as follows: $c = q(h_1, h_2, \dots, h_n)$.

Usually, q simply returns the last hidden state h_n in one of the original sequences to sequence paper by Sutskever et al. [2014]. Since the initial hidden state h_0 is usually randomly initialized, we simply define RNN as a function that takes sequence \mathbf{x} and produces a vector c as follows: $c = \text{RNN}(\mathbf{x})$.

Now suppose that $\mathbf{y} = (y_1, y_2, \dots, y_m)$ is an output sentence that corresponds to the input sentence \mathbf{x} in training set. Then, the decoder RNN is trained to predict the next word conditioned on all the previously predicted words and the context vector from the encoder RNN. In other words, the decoder computes a probability of the translation \mathbf{y} by decomposing the joint probability into the ordered conditional probabilities as follows:

$$p(\mathbf{y}) = \prod_{i=1}^m p(y_i | \{y_1, y_2, \dots, y_{i-1}\}, c).$$

Now our decoder RNN_{dec} computes each conditional probability as follows:

$$p(y_i | y_1, y_2, \dots, y_{i-1}, c) = \text{softmax}(W^T \cdot s_i),$$

where $s_i \in \mathbb{R}^d$ is the hidden state of decoder RNN at time i and $W \in \mathbb{R}^{d \times |V|}$ is a linear transformation that outputs a vocabulary-sized vector. Note that the hidden state s_i is computed by

$$s_i = \text{RNN}_{\text{dec}}(y_{i-1}, s_{i-1}, c),$$

where y_{i-1} is the previously predicted word, s_{i-1} is the last hidden state of decoder RNN, and c is the context vector computed from encoder RNN.

Attention mechanism. In order to resolve the long-range dependency problem in the sequence-to-sequence model, Bahdanau et al. [2015] defined each conditional probability at time i depending on a dynamically computed context vector c_i as follows:

$$p(y_i | y_1, y_2, \dots, y_{i-1}, \mathbf{x}) = \text{softmax}(g(s_i)),$$

where s_i is the hidden state of the decoder RNN at time i computed by $s_i = \text{RNN}_{\text{dec}}(y_{i-1}, s_{i-1}, c_i)$.

The context vector c_i is computed as a weighted sum of the hidden states from encoder: $c_i = \sum_{j=1}^n \alpha_{ij} s_j$, where

$$\alpha_{ij} = \frac{\exp(\text{score}(s_i, h_j))}{\sum_{k=1}^n \exp(\text{score}(s_i, h_k))}.$$

Here the function ‘score’ is called an *alignment function* that computes how well the two hidden states from the encoder and the decoder, respectively, match. For example, $\text{score}(s_i, h_j)$, where s_i is the hidden state of the encoder at time i and h_j is the hidden state of the decoder at time j implies the probability of aligning the part of the input sentence around position i and the part of the output sentence around position j .

B Neural Network Architecture

Figure 3 depicts the neural network architecture of the ‘NeuralSplitter’ model. Note that both RNN encoders used in our neural network are bi-directional.

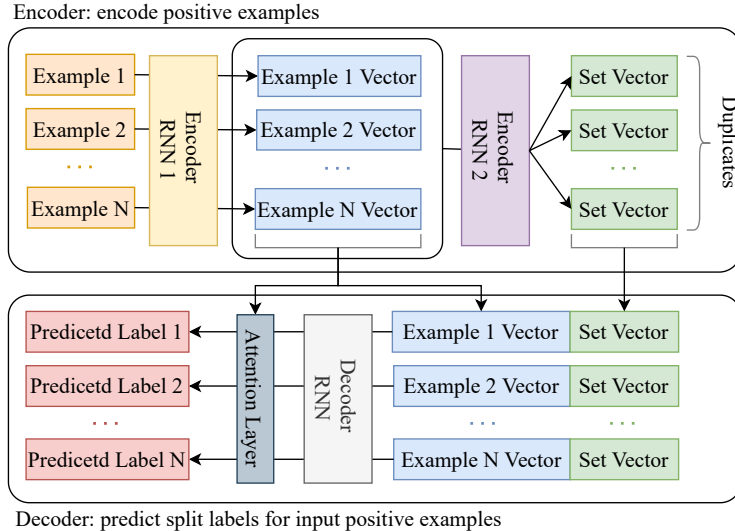


Figure 3: Neural network architecture of the ‘NeuralSplitter’ model.

Table 3: Statistics of four benchmark datasets. Numbers in parentheses are the numbers of regexes in original datasets and in front of the parentheses are the numbers of regexes used in our experiments.

Dataset	# of Regexes	Alphabet Size	Max Length
Random	784,682	{2, 4, 6, 8, 10}	81
RegExLib	1,422 (3,072)	128	767
Snort	375 (1,254)	128	203
Polyglot Corpus	199,350 (537,800)	128	1,903

C Experimental Details

C.1 Statistics of Datasets

We refer the readers to Table 3 for the statistics of benchmark datasets. For random dataset, we randomly generate in total 1,000,000 regexes independently where there are 200,000 regexes for each alphabet size in {2, 4, 6, 8, 10}. The number of unique regexes is 784,682 as we allow duplicates in a random generation.

Environment. We conduct experiments on a server equipped with Intel Core i7-8700K processor with 6 cores, 48GB DDR4 memory, and NVIDIA GTX 1080 Ti GPU. We use the neural network framework PyTorch for experiments.

D Additional Results

D.1 Performance of ‘Neural Example Splitting’

The performance of the NeuralSplitter model under different settings of hyperparameters and RNN cell types is provided in Table 4. We define two metrics, ‘string accuracy’ and ‘set accuracy’, for evaluating the performance of neural example splitting. String accuracy is the ratio of correctly labeled examples from ten positive examples for each test sample. Set accuracy means the ratio of correctly labeled sets as a whole. If the NeuralSplitter correctly splits ten positive examples for a test sample, then it is regarded as ‘correctly labeled’. It is notable that the NeuralSplitter performs better on practical dataset which is apparently more complex than random dataset.

Table 4: Split performance (%) of the NeuralSplitter under different settings of hyperparameters.

Dataset	RNN Cell	Dim.	# of Layers	String Acc.	Set Acc.	# of Parameters
Random	GRU	128	1	56.29	36.60	1,107,018
			2	58.74	39.76	2,094,666
		256	2	58.45	40.20	8,121,162
	384	2	57.15	38.24	18,079,818	
	GRU + SetTF	256	2	59.55	39.70	6,392,010
Practical	GRU	128	1	74.50	65.54	1,107,018
			2	76.64	68.29	2,094,666
		256	2	77.06	68.48	8,121,162
	384	2	75.17	66.97	18,079,818	
	GRU + SetTF	256	2	74.97	65.07	6,392,010

As we find no notable difference in LSTM and GRU cells in terms of performance when the other hyperparameters are equivalent, we decide to use GRU instead of LSTM as GRU is known to execute faster than LSTM with a less number of parameters. We also find that the performance of the NeuralSplitter is higher as we increase the number of hidden units and the number of layers to 256 and 2, respectively. We decide not to increase the number of parameters further as the computation efficiency is also a very important metric in the task of regex synthesis.

We also utilize the Set Transformer Lee et al. [2019], which is introduced to effectively encode permutation-invariant information, in the place of the second RNN encoder RNN_{enc2} . However, we do not find a notable difference in the regex synthesis performance when the Set Transformer is employed as shown in Table 4.

D.2 Performance Comparison with Different Timeout Values

Table 5 shows how the regex synthesis performance changes as the timeout value changes. We perform regex synthesis with various timeout values 1, 2, 3, 5, and 10 seconds and measure the success ratio and semantic accuracy of the proposed baselines including our approach. We do not include RegexGenerator++ for comparison as it fails to synthesize regexes in most cases even with a timeout value of 10 seconds. The result shows that Blue-Fringe algorithm succeeds in regex synthesis within 1 second in most cases as the success rate and semantic accuracy do not increase with higher timeout values.

On the other hand, AlphaRegex with and without our SplitRegex framework exhibits better regex synthesis success rate and semantic accuracy as the timeout value increases.

D.3 Split vs Non-split

We evaluate the performance of our SplitRegex framework by comparing the results of regex synthesis model with and without the SplitRegex framework for each test case. First, we present the number of test cases that are exclusively solved by each method. ‘Win Ratio’ means the ratio of test cases where each method performs better (synthesizes regex faster). We do not count the cases where both methods fail to synthesize regexes when calculating ‘Win Ratio (%)’.

We also estimate the average amount of time taken for regex synthesis in two different cases. First, ‘Runtime (seconds)’ is the average amount of time taken for synthesizing regexes in all test cases. If the method fails to synthesize a regex, then we consider it as ‘3 seconds’ which is the timeout value used for this experiment. Second, ‘Runtime for Success Cases (seconds)’ is the average amount of time taken for synthesizing regexes in cases where both methods succeeds in synthesizing regexes.

Table 5: Regex synthesis performance (success rate and semantic regex accuracy) of our model and baselines over four benchmark regex datasets under different timeout values. ‘AR’ is abbreviations for AlphaRegex. ‘Random’ dataset consists of regular expressions over alphabet of size ten.

Method	Time.	Random		RegExLib		Snort		Polyglot	
		Succ.	Acc.	Succ.	Acc.	Succ.	Acc.	Succ.	Acc.
AlphaRegex	1	34.67	32.03	9.67	9.63	8.33	8.01	42.67	42.29
SplitRegex (+AR)		58.33	55.21	20.00	19.24	71.67	67.47	64.00	62.34
AlphaRegex	2	41.00	38.20	12.33	12.11	9.00	8.46	46.33	45.91
SplitRegex (+AR)		66.00	62.20	20.67	19.63	72.67	68.27	64.67	62.97
AlphaRegex	3	45.67	42.47	13.00	12.76	13.67	12.79	51.00	50.16
SplitRegex (+AR)		67.67	63.79	21.33	19.83	73.00	68.56	65.67	63.57
AlphaRegex	5	51.00	47.14	14.00	13.76	14.33	13.43	53.67	52.69
SplitRegex (+AR)		72.67	68.47	21.67	20.09	73.67	69.07	66.33	63.91
AlphaRegex	10	55.00	50.94	19.00	18.56	16.00	14.84	57.33	56.13
SplitRegex (+AR)		74.00	69.54	22.00	21.22	74.33	69.51	66.33	63.91

Table 6: Comparisons of regex synthesis performance of AlphaRegex algorithm with and without SplitRegex framework on practical regex datasets.

Method	Success Ratio	Win Ratio	Runtime	Runtime for Success Cases
AlphaRegex	25.77	20.82	2.4344	0.1250
SplitRegex (+AR)	46.10	79.18	1.6622	0.0088

Experimental results on practical regex datasets (RegExLib, Snort and Polyglot Corpus dataset) are provided in Table 6. Results show that SplitRegex sufficiently improves the success ratio and reduces runtime complexity taken for regex synthesis in almost 80% of test cases.

D.4 Using Negative Examples Generated from Randomly Perturbed Regexes

As we mentioned in the second paragraph of Section 3.3, we generate negative examples by randomly substituting symbols from positive examples. We call this method ‘Symbol Perturb’ here.

In order to generate ‘harder’ negative examples, we introduce a noise at the level of regex and call the method ‘Regex Perturb’. We perform the ‘Regex Perturb’ by randomly choosing one of the following three manners: 1) Randomly substitute a symbol in the target regex, 2) Randomly insert a subregex from the target regex, and 3) Randomly delete a subregex from the target regex.

Table 7 shows the results. We observe that our method shows better performance than the baseline (AlphaRegex) for both cases. It is also seen that the ‘Regex Perturb’ generates harder negative examples than ‘Symbol Perturb’ as the performance is lower for negative examples generated by ‘Regex Perturb’ in general.

D.5 Performance on Datasets from TransRegex [Li et al., 2021]

We conduct additional experiments on datasets—KB13 and NL-RX-Turk—used in TransRegex Li et al. [2021], a previous work on the multi-modal regex synthesis from both natural language descriptions and examples. We found that regexes used in our experiments are more complex and use a larger set of symbols. The only difference is that some regexes from KB13 and NL-RX-Turk have ‘and’ and ‘not’ operators that are not supported by the standard regex library (pyre2) used in our experiments. For this reason, we conduct experiments on regexes from KB13 and NL-RX-Turk without ‘and’ and ‘not’ operators. Table 8 shows the experimental results. We can see that the performance of the proposed method is higher for NL-RX-Turk dataset but lower for KB13 dataset. We speculate that the main reason of the poor performance on KB13 is the size of KB13 dataset. Note

Table 7: Comparisons of regex synthesis performance evaluated for negative examples generated from randomly perturbed regexes.

Method	Symbol Perturb			Regex Perturb		
	Succ.	Acc.	Full.	Succ.	Acc.	Full.
AlphaRegex	46.20	42.60	28.40	24.00	22.70	17.50
SplitRegex (+AR)	63.20	59.72	45.30	38.75	36.25	29.00
GT Split (+AR)	76.40	73.78	61.90	57.75	54.53	44.75

Table 8: Regex synthesis performance of our model in datasets used in TransRegex [Li et al., 2021].

Method	KB13			NL-RX-Turk		
	Succ.	Acc.	Full.	Succ.	Acc.	Full.
AlphaRegex	77.33	77.33	77.33	51.33	50.53	48.33
SplitRegex (+AR)	67.00	66.94	66.66	55.66	55.54	55.00
GT Split (+AR)	80.00	80.00	80.00	72.00	71.80	71.00

that there are only 814 regexes in KB13 and we use only 440 regexes among the 814 regexes as the rest of regexes have ‘and’ or ‘not’ that are not compatible with standard regex library.

D.6 Examples of neural splitting.

We observe that the NeuralSplitter predicts appropriate splits to infer regexes by parts. For an example (See Table 9 in Appendix) of positive examples in the ‘Snort’ dataset is generated from a regex `‘/images.*php?t=.*’/U`, we can see that our NeuralSplitter model successfully splits positive examples into five parts where similar strings are grouped together. As a result, SplitRegex produces the following regex for the examples which is quite similar to the target regex: `‘/images.*php?t=[0-9]*’/U`.

In Table 10, we present additional examples of neural example splitting to exhibit the upper limit on the hardness of regexes the proposed method cannot generate. Note that here the target regex is `‘Invalid.*(account|address|email|mailbox).*`. Since we rely on at most 10 positive examples to perform neural example splitting, it is difficult to find a split corresponding to the ‘union’ operator with many subregexes.

D.7 Generalizability to Unseen Regex Dataset

Table 11 shows how well the proposed approach generalizes to new dataset. We train NeuralSplitter only on the Polyglot Corpus, which is the largest regex dataset, and evaluate the performance on different datasets RegExLib and Snort. Note that each dataset may have different characteristics. For instance, Snort consists of regexes describing URLs as it is used for network intrusion detection system. The result in Table 11 shows that the NeuralSplitter generalizes well to unseen regexes by learning the general properties of regexes rather than domain-specific properties.

Table 9: Examples of neural example splitting.

Dataset	Input String	Split Result	
RegExLib	uname=&pwd=9E8	uname=	&pwd= 9E8
	uname=!&pwd=	uname= !	&pwd=
	uname=Hj%}v&pwd='Af7=	uname= Hj%}v	&pwd= 'Af7=
	uname=_pp}C&pwd=Ht	uname=_pp}C	&pwd= Ht
	uname=)#&pwd=@k	uname=)#	&pwd= @k
Snort	/images!php?t=6153/U	/images !	php?t= 6153 /U
	/images-php?t=296/U	/images -	php?t= 296 /U
	/images4php?t=5213/U	/images 4	php?t= 5213 /U
	/images{php?t=15/U	/images {	php?t= 15 /U
	/imagesQphp?t=165/U	/images Q	php?t= 165 /U
Polyglot	Invalid!v%alias@Z	Invalid !v%alias@Z	
	InvalidaccountD#f	Invalid accountD#f	
	Invalid{pv_address	Invalid {pv_address	
	InvalidvSemail5 C	Invalid vSemail5 C	
	InvalidaH2'mailboxvb4A	Invalid aH2'mailboxvb4A	

Table 10: Additional examples of neural example splitting.

Dataset	Input String	Split Result	
Polyglot	Invalid!v%alias@Z	Invalid !v%alias@Z	
	InvalidaccountD#f	Invalid accountD#f	
	Invalid{pv_address	Invalid {pv_address	
	InvalidvSemail5 C	Invalid vSemail5 C	
	InvalidaH2'mailboxvb4A	Invalid aH2'mailboxvb4A	

Table 11: Regex synthesis performance of our model when only trained on Polyglot Corpus.

Method	RegExLib			Snort			Polyglot Corpus		
	Succ.	Acc.	Full.	Succ.	Acc.	Full.	Succ.	Acc.	Full.
AlphaRegex	14.1	13.71	11.5	15.9	15.56	13.5	47.4	47.05	43.4
Ours (+ AR)	25.0	24.46	20.6	64.8	64.06	58.2	59.7	59.26	55.2