

MetaSlicing: A Novel Resource Allocation Framework for Metaverse

Nam H. Chu, Dinh Thai Hoang, Diep N. Nguyen, Khoa T. Phan, and Eryk Dutkiewicz

Abstract—Creating and maintaining the Metaverse requires enormous resources that have never been seen before, especially computing resources for intensive data processing to support the extended reality, enormous storage resources, and massive networking resources for maintaining ultra high-speed and low-latency connections. Therefore, this work aims to propose a novel framework, namely MetaSlicing, that can provide a highly effective and comprehensive solution in managing and allocating different types of resources for Metaverse applications. In particular, by observing that Metaverse applications may have common functions, we first propose grouping applications into clusters, called MetaInstances. In a MetaInstance, common functions can be shared among applications. As such, the same resources can be used by multiple applications simultaneously, thereby enhancing resource utilization dramatically. To address the real-time characteristic and resource demand’s dynamic and uncertainty in the Metaverse, we develop an effective framework based on the semi-Markov decision process and propose an intelligent admission control algorithm that can maximize resource utilization and enhance the Quality-of-Service for end-users. Extensive simulation results show that our proposed solution outperforms the Greedy-based policy by up to 80% and 47% in terms of long-term revenue for Metaverse providers and request acceptance probability, respectively.

Index Terms—Metaverse, MetaSlice, MetaInstance, MetaSlicing, sMDP, deep reinforcement learning, resource allocation.

I. INTRODUCTION

Although the Metaverse’s concept first appeared in 1992 [1], it has just been attracting more attention from academia and industry in the last few years, thanks to the recent advances in technologies (e.g., extended reality, 5G/6G networks, and edge intelligent) along with great efforts of many big corporations such as Facebook [2] and Microsoft [3]. The Metaverse is expected to bring a new revolution to the digital world. Unlike existing virtual worlds (e.g., Second Life and Roblox), where the users’ presentations (e.g., avatars/characters) and assets are limited in specific worlds, the Metaverse can be realized as a seamless integration of multiple virtual worlds [4]. Each virtual world in the Metaverse can be created for a certain application, such as entertainment, education, healthcare, and industry. Similar to our real lives, Metaverse users can bring their assets from one to another virtual world while preserving their values, and vice versa. In addition, the Metaverse is

expected to further integrate digital and physical worlds, e.g., digitizing the physical environment by the digital twin [5]. For example, in the Metaverse, we can create our virtual objects, such as outfits and paintings, and then bring them to any virtual world to share or trade with others. We also can share virtual copies of a real object in different virtual worlds. Thus, the Metaverse will bring total new experiences that can change many aspects of our daily lives, such as entertainment, education, e-commerce, healthcare, and smart industries [6]–[8].

However, extremely-high resource demand in the Metaverse is one of the biggest challenges that is impeding the deployment of the Metaverse [9]. To fulfil the Quality-of-Service (QoS) and user experience requirements in the Metaverse, it demands enormous resources that may have never been seen before. First, the Metaverse is expected to support millions of users simultaneously since each Metaverse application can host a hundred thousand users simultaneously. For example, the peak number of concurrent players of Counter Strike - Global Offensive is more than one million in 2021 [10]. It is forecasted that data usage on networks can be expanded more than 20 times by the operation of Metaverse [11]. Second, the Extend Reality (XR) technology is believed to be integrated into Metaverse’s applications such that users can interact with virtual and physical objects via their digital avatars, e.g., digital twin [9]. Therefore, the Metaverse requires extensive computing to render three dimensional (3-D) objects, a large amount of data collected from perceived networks, e.g., Internet of Things (IoT), and an ultra-low delay communication to maintain a seamless user experience. Third, unlike the current online platforms (e.g., massively multiplayer online role-playing games where the uplink throughput can be much lower than that of downlink throughput [12]), the Metaverse requires extremely-high throughputs for both up and down links. The reason is that Metaverse users can create their digital objects and then share/trade them via this innovation platform. Therefore, the Metaverse’s demand for resources (e.g., computing, networking, and storage) likely exceeds that of any existing massive multiplayer online application [9].

In this context, although deploying the Metaverse on the cloud is a possible solution, it leads to several challenges. First, the cloud is often located in a physical area (e.g., a data center), making it potentially a point-of-congestion when millions of users connect at once. Second, since users come from around the world, a huge amount of exchanged data puts stress on the communication infrastructure. This results in high delay, which severely impacts the Metaverse since the delay is one of the crucial drivers of user experience [13]. In this

Nam H. Chu, Dinh Thai Hoang, Diep N. Nguyen, and Eryk Dutkiewicz are with the School of Electrical and Data Engineering, University of Technology Sydney, Australia (e-mails: namhoai.chu@student.uts.edu.au, hoang.dinh@uts.edu.au, diep.nguyen@uts.edu.au, and eryk.dutkiewicz@uts.edu.au).

Khoa T. Phan is with School of Engineering and Mathematical Sciences, Department of Computer Science and Information Technology, La Trobe University, Melbourne, Australia (e-mail: K.Phan@latrobe.edu.au).

context, multi-tier resource allocation architecture, where the computing, storage, networking, and communication capabilities are distributed along the path from end-users to the cloud, is a promising solution for the Metaverse implementation.

In the literature, there are only a few attempts to investigate the Metaverse resource management [14]–[17]. Specifically, in [14], the authors consider computing resource allocation for a single-edge computing architecture that has a limited computing resource to allocate for some nearby Metaverse users. Similarly, in [15] and [16], resource allocation at the edge is considered, but more resource types, i.e., computation and communication, are considered. In particular, the work in [15] proposes a pricing model-based resource management to accelerate the trading of Virtual Reality (VR) services between end-users and VR service providers. In [16], the authors address the stochastic demand problem for an application of education in the Metaverse. Specifically, they propose a stochastic optimal resource allocation method to minimize the cost for the virtual service provider. Unlike the above works, in [17], the authors propose an evolutionary game-based resource management for perception networks (e.g., IoT) that are used to collect data for the Metaverse.

It can be observed that none of the above studies considers the multi-tier computing architecture for resource allocation problem. Instead, their approaches are only appropriate for a single-tier edge computing architecture [14]–[17]. However, as analyzed above, due to the extremely high resource demands of Metaverse applications, the single-tier computing resource model may not be appropriate and effective. Furthermore, it can be observed that in the Metaverse, many Metaverse applications may share some common functions. For example, a digital map is indeed a common function between tourism and navigation applications. Currently, sharing functions among applications has already been made. For instance, Google Map’s Application Programming Interface (API) provides various functions (e.g., digital map, check-in, display live data synching with location [18]) that can be share among many applications, e.g., Pokemon Go [19], Woorld [20], and CNN iReport Map [21]. This special feature of the Metaverse indeed can be leveraged to maximize resource utilization for Metaverse applications. However, none of the above works can exploit the similarity among applications to improve resource utilization for the Metaverse. Moreover, in practice, users join and leave the Metaverse at any time, leading to the high uncertainty and dynamic of resource demands. Among the aforementioned works, only the study in [16] addresses the stochastic demands of users. Nevertheless, it only considers resource allocation for a Metaverse education application. In addition, this approach is only appropriate for a single-tier resource allocation and could not leverage the similarities among Metaverse applications’ functions in order to maximize system performance. Thus, there is an urgent need for an effective and comprehensive solution for the Metaverse to handle not only the massive resource usage but also the resource demand’s dynamic and uncertainty.

To address all the aforementioned challenges, we propose a novel framework, namely MetaSlicing, to smartly allocate diverse types of resources for Metaverse applications by analyz-

ing the incoming requests and allocating appropriate resources, and thereby maximizing the whole system performance. First, we introduce the idea of decomposing an application into multiple functions, which can be initialized separately and placed at different tiers in the system regarding functions’ requirements and available resources at each tier. For example, functions with low latency requirements can be placed at a low tier (e.g., tier-1), while those with low update frequency can be placed at a higher tier. By doing so, it not only provides a flexible solution for deploying Metaverse applications but also can utilize all networks’ resources from different tiers. Second, we propose a novel technique, called MetaInstance, to maximize resource utilization by exploiting the similarity among Metaverse applications. To be more specific, applications with common functions will be grouped into a MetaInstance, and the common functions will be shared among these applications instead of creating one for each application. Therefore, the MetaInstance technique can save more resources. Finally, to address the uncertainty and dynamic of resource demands as well as the real-time property of the Metaverse, we propose a highly-effective semi-Markov decision process framework together with an intelligent learning algorithm to automatically learn and find the optimal policy for the system under the dynamic and uncertainty of the resource demand.

The main contributions of this work are summarized as follows:

- Propose a novel framework in which different types of resources at different tiers of the computing architecture can be allocated smartly to maximize the system performance for the Metaverse.
- Introduce two innovation techniques, including Metaverse application decomposition and MetaInstance, to maximize resource utilization for the proposed multi-tier computing-based Metaverse.
- Propose a highly effective framework based on the semi-Markov decision process that can capture the highly dynamic and uncertainty of resource demand as well as the real-time characteristic of the Metaverse.
- Develop an intelligent algorithm that can automatically find the optimal admission control policy for the Metaverse without requiring the complete information about the dynamic and uncertainty of resource demand.
- Perform extensive simulations not only to explore the resilience of our proposed framework but also to gain insights into the key factors that can affect the system performance.

II. SYSTEM MODEL

In this paper, we consider a system model including three main parties, i.e., (1) End-users, (2) Metaverse tenants, and (3) the Metaverse Infrastructure Service Provider (MISP), as illustrated in Fig. 1. First, an end-user subscribes to a Metaverse tenant to request a Metaverse application, namely MetaSlice. Then, the Metaverse tenant will request the MetaSlice from the MISP according to its subscribed users’ demands. If a request is accepted, the MISP will allocate its resources to initiate this MetaSlice. In the following, we will explain the main

MetaSlicing Framework

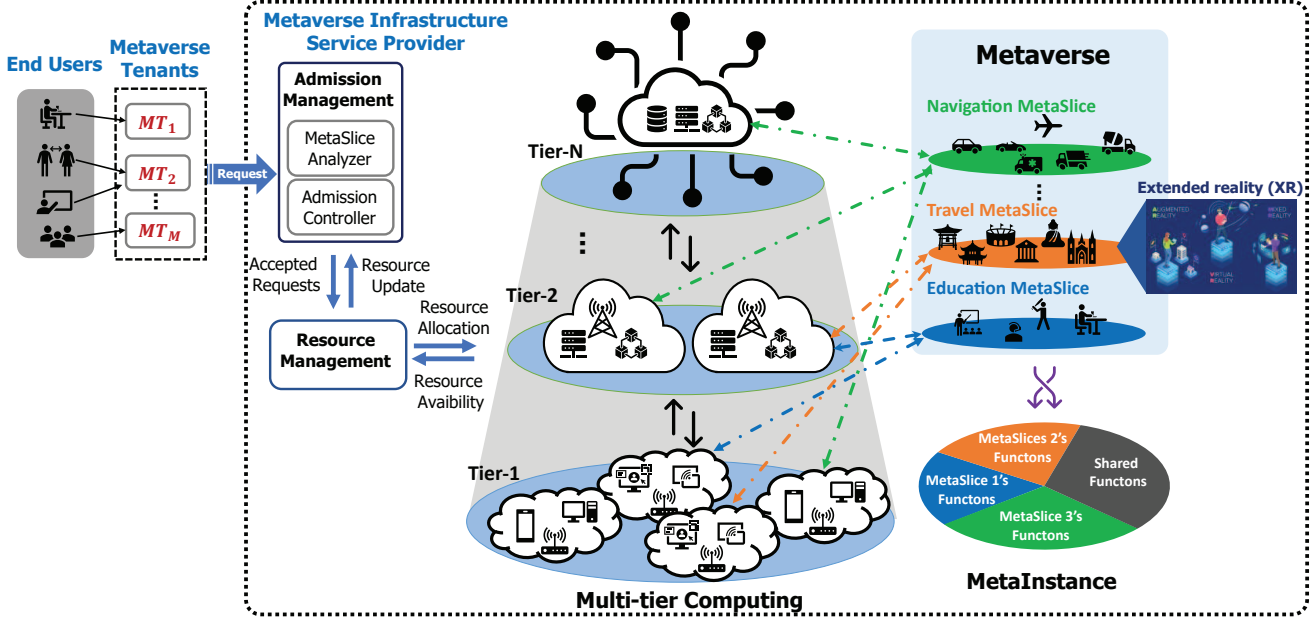


Fig. 1: The system model of the proposed MetaSlicing framework. In this framework, different resource types in different tiers can be used and shared to create Metaverse applications (i.e., MetaSlices)

components together with their interactions in our proposed framework in more details.

A. MetaSlicing: Dynamic Resource Allocation Framework for Metaverse

As discussed in the previous section, Metaverse applications usually demand extremely high resources, and thus we propose a novel multi-tier resource allocation architecture that can effectively and dynamically allocate resources for MetaSlices. First, this architecture relieves the extensive resource demands of MetaSlices for both the Metaverse tenants and end-users. Second, this architecture enables the distribution of different types of resources, e.g., computing, storage, networking, and communication capabilities, along the path from end-users to the cloud. By doing so, we can leverage the resources placed near end-users, resulting in a low delay and high QoS for users. Moreover, distributing resources increases the resilience of the system compared to that of the traditional centralized cloud-based resource allocation architecture.

To maximize the efficiency of using resources, we observe that a MetaSlice can be decomposed into multiple functions, each occupying a certain amount of resources. For example, a MetaSlice for traveling may consist of several major functions such as a digital map, real-time traffic, real-time weather, and a driving assistant. In this case, these functions can be placed dynamically in the multi-tier resource allocation architecture depending on the functions' requirements. For instance, real-time traffic and driving assistant functions can be placed at tier-1 near end-users since their delay requirements are usually low, while a digital map (that does not need frequent updates) can be located at a high-tier like in the cloud. Thus, the functional decomposition technique offers a flexible

and effective implementation of multi-tier based MetaSlices. To support the decomposition technique, we consider that a MetaSlice is created based on the MetaBlueprint, i.e., a template describing the workflow, configuration, and structure for initializing and managing this MetaSlice during its life cycle. From the technical view, a MetaSlice (i.e., an application in the Metaverse) can be analog to the network slice paradigm in the fifth generation of the cellular network (5G) that consists of multiple network functions [22].

We consider different types of MetaSlices, e.g., tourism, education, industry, and navigation. MetaSlices can be grouped into I classes regarding their characteristics, such as occupied resources, technical configurations, and QoS. For example, navigation MetaSlice may have driving assistant functions requiring ultra-low latency and highly-reliable connections, while security and resilience are among the top concerns of e-commerce and industry MetaSlices. In addition, different types of MetaSlice may share some same functions. For example, tourism and navigation MetaSlices can use the same underlying digital map and the real-time traffic and weather functions whose data are collected by the same perception network, e.g., IoT.

Moreover, we can observe that different Metaverse tenants can create/manage multiple variants from one type of MetaSlice (e.g., education, industry, or navigation). Therefore, there will be very likely that ongoing MetaSlices may share some same functions. In this case, a lot of resources can be shared, leading to greater resource utilization and higher revenue for the MISP. Based on this fact, we consider that Metaverse applications can be classified into groups, namely MetaInstances. Thus, a MetaInstance can be defined by two function types, i.e., (1) shared function and (2) dedicated

function belonging to specific MetaSlices, as illustrated in Fig. 1. As a result, in this case, a MetaInstance can maintain a function configuration consisting of a list of functions and the description of interactions among them. From the technical perspective, the implementation of a MetaInstance can be considered similar to that of the Network Slice Instance (NSI), where network slices can share some Network Functions (NFs) [22]. Note that since the capability of a function is limited, sharing a function for too many MetaSlices may lead to a decrease in user experience (e.g., processing delay) or even service disruption. Therefore, in practice, a function can be only shared by a maximum number of N_L MetaSlices.

Based on the aforementioned analysis, we can observe that, on the one hand, our proposed MetaSlicing framework can offer a great solution for the MISP by maximizing the resource utilization and at the same time minimizing the deployment cost and initialization time for Metaverse’s applications. On the other hand, this framework also can benefit end-users by achieving greater user experience, e.g., low delay and more reliable services. To achieve these results, the Admission Controller in MetaSlicing plays a critical role. For example, accepting requests of MetaSlices that share some functions with the ongoing MetaSlices may help the system to save more resources than accepting those with less or without sharing functions with the MetaSlices running in the system. In addition, Resource Management is another important component of the Metaverse system performance. In the following subsection, we will explain these components in our proposed MetaSlicing framework in more details.

B. Admission Control and Resource Management

Recall that according to the demands of subscribed end-users, a Metaverse tenant sends a MetaSlice request associated with MetaBlueprint to the MISP. Then, the Admission Management and Resource Management are executed as follows. As shown in Fig. 1, the Admission Management block of the MISP consists of a MetaSlice Analyzer and an Admission Controller. Once receiving a MetaSlice request, the MetaSlice Analyzer will analyze the request’s MetaBlueprint to determine similarities between the functions and configuration of the requested MetaSlice and those of the ongoing MetaInstances. In this paper, we consider that a MetaBlueprint consists of at least (1) the function configuration record, including the list of required functions and the description of interactions among them, and (2) the MetaSlice configuration (e.g., class ID and required resources). Based on the similarity analysis obtained from the MetaSlice Analyzer and the currently available resources of the system, the Admission Controller decides whether to accept the request or not according to its admission policy.

Suppose that a MetaSlice request is accepted, the Resource Management allocates the accepted MetaSlice to a MetaInstance with the highest similarity index and updates this MetaInstance accordingly. Specifically, if the accepted MetaSlice has dedicated functions, system resources are allocated for initiating these new functions. If the current MetaInstances do not share any function with the new MetaSlice, a

new MetaInstance is created for the accepted MetaSlice. When a MetaSlice departs/completes, its resources will be released, and the MetaInstance will be updated accordingly.

In this paper, we consider D resource types owned by the MISP, e.g., computing, networking, and storage. Then, the required resources for a MetaSlice m can be represented by a resource vector, i.e., $\mathbf{n}_m = [n_m^1, \dots, n_m^d, \dots, n_m^D]$, where n_m^d is the amount of resources type d . In this case, the total occupied resources by all MetaSlices cannot exceed the maximum resources of MISP, i.e.,

$$\sum_{m \in \mathcal{M}} n_m^d \leq N^d, \quad \forall d \in \{1, \dots, D\}, \quad (1)$$

where N^d is the total amount of resources type d of the MISP, and \mathcal{M} is the set of all running MetaSlices in the system. In our proposed solution, the system’s available resources and the required resources for the request are two crucial factors for the admission control in MetaSlicing. However, in practice, the future requests’ arrival process and its required resources are likely unknown in advance. In addition, the departure process of MetaSlices (i.e., how long a MetaSlice remains in the system) is also highly dynamic and uncertain. Therefore, in the next section, we will introduce a framework based on the semi-Markov decision process to address these challenges.

III. METASLICING ADMISSION CONTROL FORMULATION

In this paper, we propose a highly-effective semi-Markov Decision Process (sMDP) framework to address the MetaSlice admission control problem due to the following reasons. First, the sMDP can enable the MetaSlicing’s Admission Controller to adaptively make the best decisions (i.e., whether to accept or reject a MetaSlice request) based on the current available system resources (i.e., computing, networking, and storage) and the MetaSlice request’s blueprint (i.e., resource, class and similarity) without requiring complete information about the surrounding environment (e.g., arrival and departure processes of MetaSlices) to maximize the MISP’s long-term revenue. Second, in practice, MetaSlice requests can arrive at any time, so the admission decision needs to be made as soon as possible. However, the conventional Markov Decision Process (MDP) only takes an action at each time slot with an equal time period, making it unable to capture real-time events, e.g., request arrival [23]. In contrast, the sMDP makes a decision whenever an event occurs so that it can perfectly capture the real-time MetaSlicing system. Finally, the MetaSlice’s lifetime is highly uncertain. Upon a MetaSlice departs from the system, its occupied resources are released, and the system state transits to a new state immediately. Again, the conventional MDP is unable to capture this transition as it works in a discrete-time fashion.

To that end, the sMDP will be used in our framework to enable the MISP making real-time decisions and maximize its long-term revenues. Technically, an sMDP can be defined by a set of five components, including (1) the decision epoch t_i , (2) the state space \mathcal{S} , (3) the action space \mathcal{A} , (4) the transition probability \mathcal{T} , and (5) the immediate reward function r . In the following sections, we will explain how this framework can capture all events in the MetaSlice system and make optimal decisions for the MISP.

A. Decision Epoch

The decision epochs are defined as points of time at which decisions are made [23]. In our real-time MetaSlicing system, the Admission Controller must make a decision once a MetaSlice request occurs. Therefore, we can define the decision epoch as an interval between the occurrence of two consecutive requests.

B. State Space

Aiming to maximize revenue for the MISP with limited resources, several important factors need to be considered in the system state space. First, the current system's available resources and the resources required by the current MetaSlice request are the two most important factors for the Admission Controller to decide whether it accepts this current request or not. Second, since the income for leasing each MetaSlice class is different, the class ID i of a requested MetaSlice is another crucial information. Third, the similarity index j of a requested MetaSlice reflects the similarity between a requested MetaSlice and the ongoing MetaInstances. Recall that the higher the value of j is, the more similarity between the requested MetaSlice and the running MetaInstances is, leading to lower occupied resources when deploying this new request. Hence, the similarity index is also an important factor for the MetaSlice admission decision.

We denote the available resources of the system by a vector $\mathbf{n}_u = [n_u^1, \dots, n_u^d, \dots, n_u^D]$ where D is the total number of resource types, and n_u^d denotes the number of available resources of type d . Similarly, the request's required resources are denoted by $\mathbf{n}_m = [n_m^1, \dots, n_m^d, \dots, n_m^D]$, where n_m^d is the number of requested resources of type d . Given the above, the system state space can be defined as follows:

$$\mathcal{S} \triangleq \left\{ (n_u^1, \dots, n_u^d, \dots, n_u^D, n_m^1, \dots, n_m^d, \dots, n_m^D, i, j) : \right. \\ \left. n_u^d \text{ and } n_m^d \in \{0, \dots, N^d\} \forall d \in \{1, \dots, D\}; \quad (2) \right. \\ \left. i \in \{1, \dots, I\}; j \in [0, \dots, J] \right\},$$

where N^d is the maximum resources of type d , I is the total number of classes in the system, and J is the maximum similarity index of a MetaSlice derived by the MetaSlice analyzer. Note that although the required resources of a request can be arbitrary, they normally do not exceed the total resources of the provider, as shown in (2). By this design, the system state is presented by a tuple, i.e., $\mathbf{s} \triangleq (\mathbf{n}_u, \mathbf{n}_m, i, j)$, and the system can work continuously without ending at a terminal state.

Recall that in the sMDP framework, the system only transits from state \mathbf{s} to state \mathbf{s}' if and only if an event occurs (e.g., a new MetaSlice request arrival). We define the event as a vector $\mathbf{e} \triangleq [e_1, \dots, e_i, \dots, e_I]$, where $e_i \in \{-1, 0, 1\}$. Specifically, $e_i = -1$ if a MetaSlice class i departs from the system, $e_i = 1$ if a new MetaSlice request class- i arises, and $e_i = 0$ otherwise (i.e., no MetaSlice request class- i arrival or departure). Thus, the set of all possible events is given as follows:

$$\mathcal{E} \triangleq \left\{ \mathbf{e} : e_i \in \{-1, 0, 1\}; \sum_{i=1}^I |e_i| \leq 1 \right\}. \quad (3)$$

Note that there is a trivial event $\mathbf{e}^* \triangleq (0, \dots, 0)$ meaning that no MetaSlice request of any class arrivals or departures.

C. Action Space

If a MetaSlice request arises at state \mathbf{s} , the Admission Controller can decide whether to accept or reject this request to maximize the long-term revenue for the MISP. Thus, the action space at state \mathbf{s} can be defined by:

$$\mathcal{A}_{\mathbf{s}} \triangleq \{0, 1\}. \quad (4)$$

In particular, if the requested MetaSlice is accepted, the action at state \mathbf{s} is equal to one, i.e., $a_{\mathbf{s}} = 1$. Otherwise, $a_{\mathbf{s}} = 0$.

D. State Transition Probabilities

This sub-section analyzes the sMDP's dynamic by characterizing the underlying Markov chain's state transition probabilities. Since the sMDP is based on the semi-Markov Process (sMP) that consists of a renewal process and a Continuous-time Markov Chain (CTMC) $\{X(t)\}$, the uniformization method can be used to derive the state transition probabilities \mathcal{T} [23]–[25]. Specifically, the uniformization transforms the CTMC into a corresponding stochastic process $\{\tilde{X}(t)\}$ whose transition epochs are derived from a Poisson process at a uniform rate, whereas state transitions follow a discrete-time Markov chain $\{X_n\}$. These two processes, i.e., $\{X(t)\}$ and $\{\tilde{X}(t)\}$, are proven to be probabilistically equivalent [23].

In practice, similar to many communication systems, e.g., mobile phone systems, we have never known when a user request comes and leaves the system. Thus, we can consider that the arrival process of requests class- i can follow the Poisson distribution with mean λ_i while the departure of MetaSlice class- i can follow an exponential distribution with mean $1/\mu_i$. In this way, the parameters of the uniformization method are defined as:

$$z = \max_{\mathbf{x} \in \mathcal{X}} \sum_{i=1}^I (\lambda_i + x_i \mu_i), \quad (5)$$

$$z_{\mathbf{x}} = \sum_{i=1}^I (\lambda_i + x_i \mu_i), \quad (6)$$

where each coordinate of vector $\mathbf{x} \triangleq [x_1, \dots, x_i, \dots, x_I]$ represents the number of on-going MetaSlices in the corresponding class (e.g., x_i is the number of MetaSlices in class i that are running simultaneously in the system), and \mathcal{X} is the set containing all possible values of \mathbf{x} . Now, the events' probabilities are determined based on z and $z_{\mathbf{x}}$ as follows:

- The probability of a request class i occurring in the next event \mathbf{e} is λ_i/z .
- The probability of a MetaSlice class i departing in the next event \mathbf{e} is $x_i \mu_i/z$.
- The probability of trivial event arising in the next event \mathbf{e} is $1 - z_{\mathbf{x}}/z$.

Then, we can obtain the state transition probabilities $\mathcal{T} = \{P_{\mathbf{s}\mathbf{s}'}(a_{\mathbf{s}})\}$ with $\mathbf{s}, \mathbf{s}' \in \mathcal{S}$ and $a_{\mathbf{s}} \in \mathcal{A}_{\mathbf{s}}$, i.e., the probability that the system moves between states by taking actions.

E. Immediate Reward Function

To maximize the MISP's long-term revenue, the immediate reward function needs to capture the income from leasing resources to Metaverse tenants. Here, we consider that the

revenues for leasing resources for different classes are different since different classes may have different requirements such as reliability and delay. Recall that in our proposed Metaverse system, MetaSlices can share some functions with others, leading to differences in resource occupation even between MetaSlices from the same class. As such, even if two MetaSlices have the same income, accepting a MetaSlice that requires fewer resources will benefit the provider in the long term. Therefore, the number of resources required for a MetaSlice is another key factor.

To that end, the immediate reward function can be defined as follows:

$$r(\mathbf{s}, a) = \begin{cases} r_i - \sum_{d=1}^D w_d n_o^d, & \text{if } e_i = 1 \text{ and } a = 1, \\ 0, & \text{otherwise,} \end{cases} \quad (7)$$

where r_i is the revenue from leasing resources for a MetaSlice class i , and n_o^d is the number of resources type d occupied by this requested MetaSlice. The trade-offs between these factors are reflected by weights, i.e., $\{w_i\}_{d=1}^D$. In practice, these weights are chosen by the MISP depending on its business strategies. Note that (7) implies that if slices have the same income (i.e., they are in the same class), accepting requests with fewer resource demands can help the provider to maximize the long-term revenue.

F. Optimization Formulation

Since the statistical characteristics (e.g., arrival rate and departure rate of a MetaSlice) of the proposed system are stationary (i.e., time-invariant), the policy π for the meta-controller can be described as the time-invariant mapping from the state space to the action space, i.e., $\pi : \mathcal{S} \rightarrow \mathcal{A}_g$. This study aims to find an optimal policy for the MetaSlicing's Admission Controller that maximizes a long-term average reward function $R_\pi(\mathbf{s})$, which is defined as an average expected reward obtained by starting from state \mathbf{s} and following policy π as follows:

$$\mathcal{R}_\pi(\mathbf{s}) = \lim_{G \rightarrow \infty} \frac{\mathbb{E}[\sum_{g=0}^G r(\mathbf{s}_g, \pi(\mathbf{s}_g)) | \mathbf{s}_0 = \mathbf{s}]}{\mathbb{E}[\sum_{g=0}^G \tau_g | \mathbf{s}_0 = \mathbf{s}]}, \forall \mathbf{s} \in \mathcal{S}, \quad (8)$$

where G is the total number of decision epochs, $\pi(\mathbf{s}_g)$ is the action derived by π at decision epoch g , and τ_g is the interval time between two consecutive decision epochs. The exist of the limit in $\mathcal{R}_\pi(\mathbf{s})$ is proven in Theorem 1. Thus, given the currently available resources and the MetaSlice request's information, the optimal policy π^* can give optimal actions to maximize $\mathcal{R}_\pi(\mathbf{s})$, thereby maximizing the long-term revenue for the infrastructure provider.

Theorem 1. *Given that the state space \mathcal{S} and the number of decision epochs in a certain period of time are finite, we have:*

$$\mathcal{R}_\pi(\mathbf{s}) = \lim_{G \rightarrow \infty} \frac{\mathbb{E}[\sum_{g=0}^G r(\mathbf{s}_g, \pi(\mathbf{s}_g)) | \mathbf{s}_0 = \mathbf{s}]}{\mathbb{E}[\sum_{g=0}^G \tau_g | \mathbf{s}_0 = \mathbf{s}]} \quad (9)$$

$$= \frac{\overline{\mathcal{T}}_\pi r(\mathbf{s}, \pi(\mathbf{s}))}{\overline{\mathcal{T}}_\pi y(\mathbf{s}, \pi(\mathbf{s}))}, \quad \forall \mathbf{s} \in \mathcal{S}, \quad (10)$$

where $r(\mathbf{s}, \pi(\mathbf{s}))$ is the expected immediate reward and $y(\mathbf{s}, \pi(\mathbf{s}))$ is the expected interval between two successive decision epochs when performing action $\pi(\mathbf{s})$ at state \mathbf{s} , and $\overline{\mathcal{T}}_\pi$ is the limiting matrix of the embedded Markov chain

corresponding to policy π , which is given based on the transition probability matrix of this chain, i.e., \mathcal{T}_π , as follows:

$$\overline{\mathcal{T}}_\pi = \lim_{G \rightarrow \infty} \frac{1}{G} \sum_{g=0}^{G-1} \mathcal{T}_\pi^g. \quad (11)$$

Proof. The proof of Theorem 1 is presented in Appendix A. \square

Note that the underlying Markov chain of our sMDP model is irreducible (i.e., the long-term average reward is independence of the starting state), which is proven in Theorem 2.

Theorem 2. *The long-term average reward $R_\pi(\mathbf{s})$ for any policy π is well-defined and independence of the starting state, i.e., $R_\pi(\mathbf{s}) = R_\pi, \forall \mathbf{s} \in \mathcal{S}$.*

Proof. The proof of Theorem 2 is presented in Appendix B. \square

Since the limiting matrix $\overline{\mathcal{T}}_\pi$ exists and the sum of probabilities that the system moves from one state to others is one, we have $\sum_{s' \in \mathcal{S}} \overline{\mathcal{T}}_\pi(s' | \mathbf{s}) = 1$. Given the above, the MetaSlice admission control problem can be formulated as follows:

$$\begin{aligned} \max_{\pi} \quad & \left(\mathcal{R}_\pi = \frac{\overline{\mathcal{T}}_\pi r(\mathbf{s}, \pi(\mathbf{s}))}{\overline{\mathcal{T}}_\pi y(\mathbf{s}, \pi(\mathbf{s}))} \right), \\ \text{subject to:} \quad & \sum_{s' \in \mathcal{S}} \overline{\mathcal{T}}_\pi(s' | \mathbf{s}) = 1, \quad \forall \mathbf{s} \in \mathcal{S}. \end{aligned} \quad (12)$$

In the following section, we will discuss our proposed solution that can help the Admission Controller to obtain the optimal admission policy π^* to maximize the long-term average reward function, i.e., $\pi^* = \underset{\pi}{\operatorname{argmax}} \mathcal{R}_\pi$.

IV. AI-BASED SOLUTION WITH METASLICE ANALYSIS FOR METASLICE ADMISSION MANAGEMENT

This section presents our proposed approach for the MetaSlice admission management. We first discuss the main steps in the MetaSlice analysis procedure to determine the similarity of a requested MetaSlice. Then, we propose a Deep Reinforcement Learning (DRL)-based algorithm for the Admission Controller to address the real-time and the high uncertainty and dynamics of the request's arrival and MetaSlice departure processes, which are, in practice, often unknown in advance. Thanks to the self-learning ability of DRL, the Admission Controller can gradually obtain an optimal admission policy via interactions with its surrounding environment without requiring complete knowledge of the arrival and departure processes of MetaSlices in advance.

A. MetaSlice Analysis

Recall that the major role of the MetaSlice Analyzer is to analyze the request's MetaBlueprint to determine the similarity of the requested MetaSlice and the ongoing MetaInstances. Then, the similarity report is used to assist the Admission Controller in deciding whether to accept or reject a request. This paper uses the function configuration to decide the similarity index since it clearly shows the relationship between the requested MetaSlice and the ongoing MetaInstance. In

practice, other information may be used to obtain the similarity index, but our following procedure is unchanged.

We consider that the proposed framework supports F types of functions. Then, we can denote the function configuration of a MetaSlice m by a set \mathcal{F}_m as follows:

$$\mathcal{F}_m = \{\mathbf{f}_1^m, \dots, \mathbf{f}_f^m, \dots, \mathbf{f}_F^m\}, \quad (13)$$

where the configuration of function f is represented by a vector with size K , i.e., $\mathbf{f}_f \in \{0, 1\}^K$. We define a trivial function configuration vector $\mathbf{f}^* \triangleq (0, \dots, 0)$ meaning that a function is not required by the MetaSlice. Note that a MetaInstance also maintains a function configuration set and updates it whenever a MetaSlice is initialized or released.

Given two function configuration sets \mathcal{F}_1 and \mathcal{F}_2 , the similarity index can be given as follows:

$$j(\mathcal{F}_1, \mathcal{F}_2) = \frac{1}{F} \sum_{f=1}^F b(\mathbf{f}_f^1, \mathbf{f}_f^2), \quad (14)$$

where b can be any similarity function that can be used for vectors such as Jaccard and Cosine similarity functions. Here, we use Jaccard similarity that is defined as follows:

$$b_{\text{Jaccard}}(\mathbf{f}_f^1, \mathbf{f}_f^2) = \frac{\mathbf{f}_f^1 \cdot \mathbf{f}_f^2}{\|\mathbf{f}_f^1\|^2 + \|\mathbf{f}_f^2\|^2 - \mathbf{f}_f^1 \cdot \mathbf{f}_f^2}, \quad (15)$$

where the nominator is the dot product of two vectors and $\|\cdot\|$ is the Euclidean norm of the vector, which is calculated as the square root of the sum of the squared vector's coordinates.

The similarity index plays two roles in the MetaSlicing framework. First, it provides the Admission Controller with precious information for making decisions. Second, based on the accepted request's similarity index, MetaSlicing's resource management determines to put it in an existing MetaInstance or create a new one.

B. Deep Dueling Double Q-learning based-Admission Controller

In Reinforcement Learning (RL), Q-learning is widely adopted due to its simplicity in implementing and convergence guarantee after the learning phase [26]. Nevertheless, using a table to estimate the optimal values of all state-action pairs $Q^*(s, a)$, i.e., Q-values, hinders the Q-learning from being applied in a high-dimensional state space as the considered problem in this paper with hundred thousand states [27]. In addition, the usage of the Q-table is only feasible when values of states are discrete, but the similarity score in the considered state can be a real number. These challenges are addressed by deep Q-learning, in which a Deep Neural Network (DNN) is used instead of a Q-table to approximate $Q^*(s, a)$ for all state-action pairs [28]. However, both Q-learning and deep Q-learning have the same problem of overestimation when estimating Q-values [29]. This issue makes the learning process unstable or even results in a sub-optimal policy if overestimations are not evenly distributed across states [30]. To that end, this work proposes a deep RL algorithm for the MetaSlicing Admission Controller, namely iMSAC, that can address these above issues effectively by leveraging three innovation techniques: (1) the memory replay mechanism, (2) the dueling neural network architect, and (3) the deep double

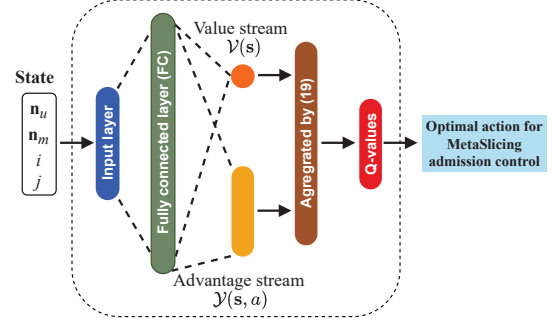


Fig. 2: The architecture of iMSAC's DNN

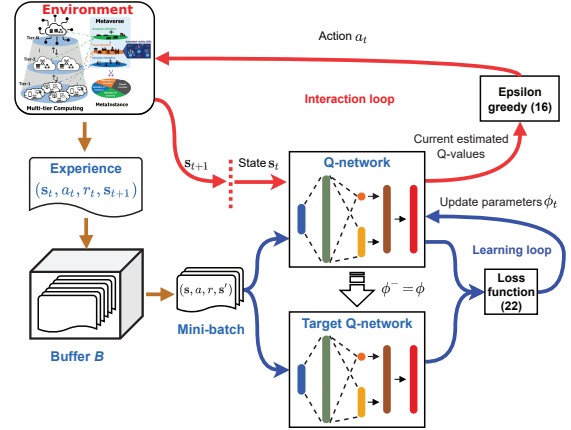


Fig. 3: The proposed iMSAC-based Admission Controller for the MetaSlicing framework.

Q-learning (DDQL). The details of iMSAC are presented in Algorithm 1. The rest of this subsection will explain the key components of the iMSAC.

Given that the learning phase of the proposed algorithm consists of T time steps, and at time step t , the Admission Controller perceives the current state s_t and takes an action a_t according to the ϵ -policy. After that, it observes a next state s_{t+1} and gets a reward r_t . This experience data, represented by a tuple $\langle s_t, a_t, s_{t+1}, r_t \rangle$, cannot be used directly to train the DNN since the consecutive experiences are highly correlated, which may lead to a low convergence rate [31]. As such, we adopt the memory replay mechanism where experiences are stored in a buffer \mathbf{B} , as illustrated in Fig. 3. Then, at each time step, experiences are sampled uniformly at random to train the DNN. By doing so, correlations among experiences can be removed, thereby accelerating the learning process. Moreover, as one data point can be used multiple times to train the DNN, this mechanism can indeed improve the data usage efficiency.

In the proposed iMSAC, since a DNN is used to approximate the Q-values, we define the input and output layers of the DNN according to the state dimensions (i.e., available system resources, requested MetaSlice's resources, class ID, and similarity score) and action space. Specifically, when feeding a state to the DNN, we obtain the Q-values for all actions at this state, each given by a neuron at the DNN's

Algorithm 1 The iMSAC

- 1: Initialize ϵ and buffer \mathbf{B} .
 - 2: Create Q-network Q with random parameters ϕ .
 - 3: Create target Q-network \hat{Q} by cloning the Q-network.
 - 4: **for** $step = 1$ to T **do**
 - 5: Get action a_t following the ϵ -greedy policy as follows:
$$a_t = \begin{cases} \operatorname{argmax}_{a \in \mathcal{A}} Q(s_t, a; \phi_t), & \text{with probability } 1 - \epsilon, \\ \text{random action } a \in \mathcal{A}, & \text{otherwise.} \end{cases} \quad (16)$$
 - 6: Perform a_t , then observe reward r_t and next state s_{t+1} .
 - 7: Store experience (s_t, a_t, r_t, s_{t+1}) in \mathbf{B} .
 - 8: Create a mini-batch of experiences by sampling randomly from buffer \mathbf{B} , i.e., $(s, a, r, s') \sim U(\mathbf{B})$.
 - 9: Obtain the Q-value and the target Q-value by using (19) and (21), respectively.
 - 10: Update ϕ based on SGD algorithm.
 - 11: Decrease the value of ϵ .
 - 12: Set $\phi^- = \phi$ at every C steps.
 - 13: **end for**
-

output layer. To improve the stability and increase the convergence rate, we propose to use the state-of-the-art dueling neural network architecture for the iMSAC's DNN, as shown in Fig. 2. In particular, the dueling architecture divides the DNN into two streams. The first one estimates the state-value function $\mathcal{V}(s)$, which indicates the value of being at a state s . The second stream estimates the advantage function $\mathcal{Y}(s, a)$ that demonstrates the importance of action a compared to other actions at state s .

Note that the state-action value function $Q(s, a)$ (namely Q-function) expresses the value of taking an action a at state s , i.e., Q-value. Thus, the advantage function under policy π can be given as $\mathcal{Y}^\pi(s, a) = Q^\pi(s, a) - \mathcal{V}^\pi(s)$ [32]. Then, we can obtain the estimated Q-function for feeding state s to the i -AC's Deep Dueling Neural Network (DDNN) as follows:

$$Q(s, a; \zeta, \beta) = \mathcal{V}(s; \zeta) + \mathcal{Y}(s, a; \beta), \quad (17)$$

where ζ and β are parameters of the state-value and advantage streams, respectively. It can be observed that given Q , \mathcal{V} and \mathcal{Y} could not be determined uniquely. For instance, Q is unchanged if \mathcal{Y} decreases the same amount that \mathcal{V} increases. As such, using (17) directly may result in a poor performance of the algorithm. Therefore, similar to [32], we propose to use the following output of the advantage stream:

$$Q(s, a; \zeta, \beta) = \mathcal{V}(s; \zeta) + \left(\mathcal{Y}(s, a; \beta) - \max_{a' \in \mathcal{A}_s} \mathcal{Y}(s, a'; \beta) \right). \quad (18)$$

In this way, for the optimal action a^* at state s , i.e.,

$$a^* = \operatorname{argmax}_{a \in \mathcal{A}_s} Q(s, a; \zeta, \beta) = \operatorname{argmax}_{a \in \mathcal{A}_s} \mathcal{Y}(s, a; \beta),$$

the $Q(s, a^*; \zeta, \beta)$ is forced to equal $\mathcal{V}(s, \zeta)$. However, (18) still faces an issue, i.e., the advantage function changes at the same speed at which the advantage of the predicted optimal action changes, making the estimation of Q-values unstable. Therefore, the max operator can be replaced by the mean as

follows [32]:

$$Q(s, a; \zeta, \beta) = \mathcal{V}(s; \zeta) + \left(\mathcal{Y}(s, a; \beta) - \frac{1}{|\mathcal{A}_s|} \sum_{a' \in \mathcal{A}_s} \mathcal{Y}(s, a'; \beta) \right). \quad (19)$$

The root of the overestimation problem in Q-learning and deep Q-learning comes from the max operation when estimating the target Q-value at time t as follows [29]:

$$H_t = r_t(s_t, a_t) + \gamma \max_{a_{t+1}} Q(s_{t+1}, a_{t+1}), \quad (20)$$

where γ is the discount factor indicating how importance of future rewards. To handle this issue, we adopt the deep double Q-learning algorithm [29] that leverages two identical deep dueling neural networks. One deep neural network is for action selection, namely Q-network Q , and the other is for action evaluation, namely target Q-network \hat{Q} . Then, the target Q-value is computed as follows:

$$H_t = r_t + \gamma \hat{Q}(s_{t+1}, \operatorname{argmax}_a Q(s_{t+1}, a; \phi_t, \cdot); \phi_t^-), \quad (21)$$

where ϕ and ϕ^- are the parameters of the Q-network and target Q-network, respectively.

As the aim of training the Q-network is to minimize the gap between the target Q-value and the current estimated Q-value, the loss function at time t can be given as follows:

$$\mathcal{L}_t(\phi_t) = \mathbb{E}_{(s, a, r, s')} \left[\left(H_t - Q(s, a; \phi_t) \right)^2 \right], \quad (22)$$

where $\mathbb{E}[\cdot]$ is the expectation according to a data point (s, a, r, s') in the buffer \mathbf{B} . The loss function $\mathcal{L}_t(\phi_t)$ can be minimized by the Gradient Descent (GD), which is one of the most popular algorithms for minimizing deep learning loss functions due to its simplicity in implementation [33]. However, GD requires calculating the gradient and cost function for all data points at each time step, yielding a very high processing time for large data.

To that end, we propose to use the Stochastic Gradient Descent (SGD) that only needs to compute gradients and cost function for a mini-batch data (i.e., \mathcal{D}) sampled uniformly from the buffer \mathbf{B} . By doing so, SGD can accelerate the convergence rate while still can guarantee the convergence of learning [34]. Specifically, the cost function of SGD is defined as follows:

$$J_t(\phi_t) = \frac{1}{|\mathcal{D}|} \sum_{(s, a, r, s') \in \mathcal{D}} \mathcal{L}_t(\phi_t), \quad (23)$$

At each step, Q-network's parameters are updated as follows:

$$\phi_{t+1} = \phi_t - \alpha_t \nabla_{\phi_t} J_t(\phi_t), \quad (24)$$

where $\nabla_{\phi_t}(\cdot)$ is the gradient of the cost function according to the current Q-network's parameters ϕ_t and α_t is the step size controlling the rate of updating the Q-network's parameters. It is worth mentioning that even the target Q-value H_t in (22) looks like labels that are used in the supervised learning, H_t is not fixed before starting the learning process. Moreover, it changes at the same rate as that of the target Q-network's parameters, possibly leading to instability in the learning process. To that end, instead of updating the parameters of \hat{Q} at every time step, ϕ^- is only updated by copying from ϕ at every C steps.

V. PERFORMANCE EVALUATION

A. Simulation Parameters

The parameters for our simulation are set as follows, unless otherwise stated. We consider that the system supports up to nine types of functions, i.e., $F=9$. Each MetaSlice consists of three different functions and belongs to one of three classes, i.e., class-1, class-2, and class-3. In the configuration set \mathcal{F} , we set $K=1$. Here, we set λ_i to 60, 40, and 25 requests/hour corresponding to three classes, denoted by a vector $\lambda = [60, 40, 25]$. In the departure process, μ_i is set to 2 MetaSlices/hour for all classes. The immediate reward r_i for accepting a request from class-1, class-2, and class-3 are 1, 2, and 4, respectively. Note that our proposed algorithm, i.e., iMSAC, does not require the above information in advance. It can adjust the admission policy according to the practical requirements and demands (e.g., rental fees, arrival rate, and total resources of the system) to maximize a long-term average reward. Therefore, without loss of generality, we can assume that the system has three types of resources, i.e., computing, storage, and radio bandwidth. Each Metaverse function is assumed to require the similar amount of resources as those of the Network Slice in 5G Network Slicing [35], e.g., 40 GB for storage, a bandwidth of 40 MHz, and 40 GFLOPS/s for computing.

In our proposed algorithm, i.e., iMSAC, the settings are set as follows. For the ϵ -greedy policy, the value of ϵ is gradually decreased from 1 to 0.01. The discount factor γ is set to 0.9. We use Pytorch to build the Q-network and the target Q-network. They have the same architecture as shown in Fig. 2. During the learning process, typical hyperparameters of DNN are selected as those in [28] and [29], e.g., the learning rate of the Q-network is set at 10^{-3} and the target-Q network's parameters are copied from the parameters of Q-network at every 10^4 steps.

Recall that our proposed solution consists of two important elements, i.e., the intelligent algorithm iMSAC and MetaSlice analysis with the MetaInstance technique (MiT). With MetaInstance, functions can be reused, leading to a huge improvement in resource utilization. Meanwhile, the iMSAC can help the Admission Controller to obtain an optimal policy without requiring the complete information about the arrival and departure of MetaSlice in advance. Therefore, we compare our proposed solution, i.e., iMSAC+MiT, with three baseline approaches: (1) iMSAC, (2) Greedy policy where the MetaSlicing's Admission Controller accepts a request if the system has enough resources for the request, and (3) Greedy policy with the MetaInstance technique, i.e., Greedy+MiT.

B. Simulation Results

The simulations are conducted to gain insights into our proposed solution, i.e., iMSAC+MiT. First, we will investigate the convergence rate of our proposed algorithm iMSAC. Then, we evaluate the proposed solution in different scenarios to study impacts of important system parameters, e.g., the available system resources, immediate rewards reflecting the revenue of the MISP, and the maximum number of MetaSlices sharing

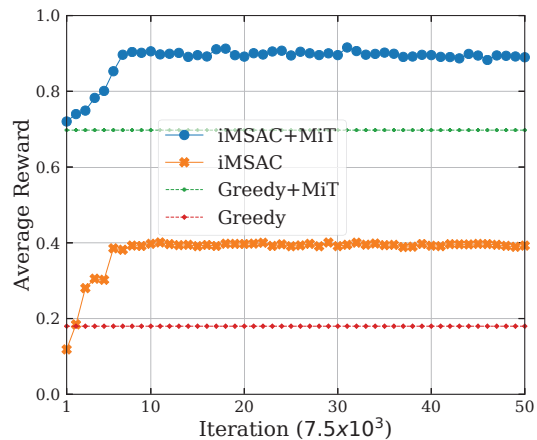


Fig. 4: Convergence rate of iMSAC.

one function that is one of the most important parameters of the MISP.

1) *Convergence Rate*: Fig. 4 shows the convergence rates of our proposed algorithm, i.e., iMSAC, in two scenarios with and without the MetaInstance technique. In this experiment, we set storage, radio bandwidth, and computing resources to 1200 GB, 1200 MHz, and 1200 GFLOPS/s, respectively. In other words, the system can support up to 30 functions in total. The average rewards obtained by Greedy+MiT and Greedy are also presented for comparisons. Specifically, the learning curves of iMSAC+MiT and iMSAC have a very similar trend. As shown in Fig. 4, both of them gradually converge to the optimal policy after 6×10^4 iterations. However, the iMSAC+MiT's average reward is stable at 0.9, which is 2.25 times greater than that of the iMSAC. Similarly, the Greedy+MiT's average reward is much greater (i.e., 3.5 times) than that of the Greedy. Thus, these results clearly show the benefits of the iMSAC and the MetaInstance technique. In particular, while the MetaInstance can help to maximize the resource utilization for the system, the iMSAC can help the Admission Controller learn the optimal policy to maximize the long term average reward.

2) *Performance Evaluation*: We now investigate the robustness of our proposed solution, i.e., iMSAC+MiT, in different scenarios. First, we vary the storage, radio, and computing resources from 400 GB, 400 MHz, and 400 GFLOPS/s to 2200 GB, 2200 MHz, and 2200 GFLOPS/s, respectively. In other words, the total number of functions supported by the system is varied from 10 to 55. The policies of iMSAC+MiT and iMSAC are obtained after 3.75×10^5 learning iterations. In this scenario, two metrics for evaluating the Admission Controller's performance are average reward and acceptance probability since they clearly show the effectiveness of the admission policy in terms of the income for MISP (i.e., average reward) and the service availability for end-users. Fig. 5(a) clearly shows that as the total amount of system resources increases, the average rewards of all approaches increase. This is due to the fact that the higher the total resource is, the higher number of MetaSlice the system can host, and thus the greater revenue the system can achieve. It

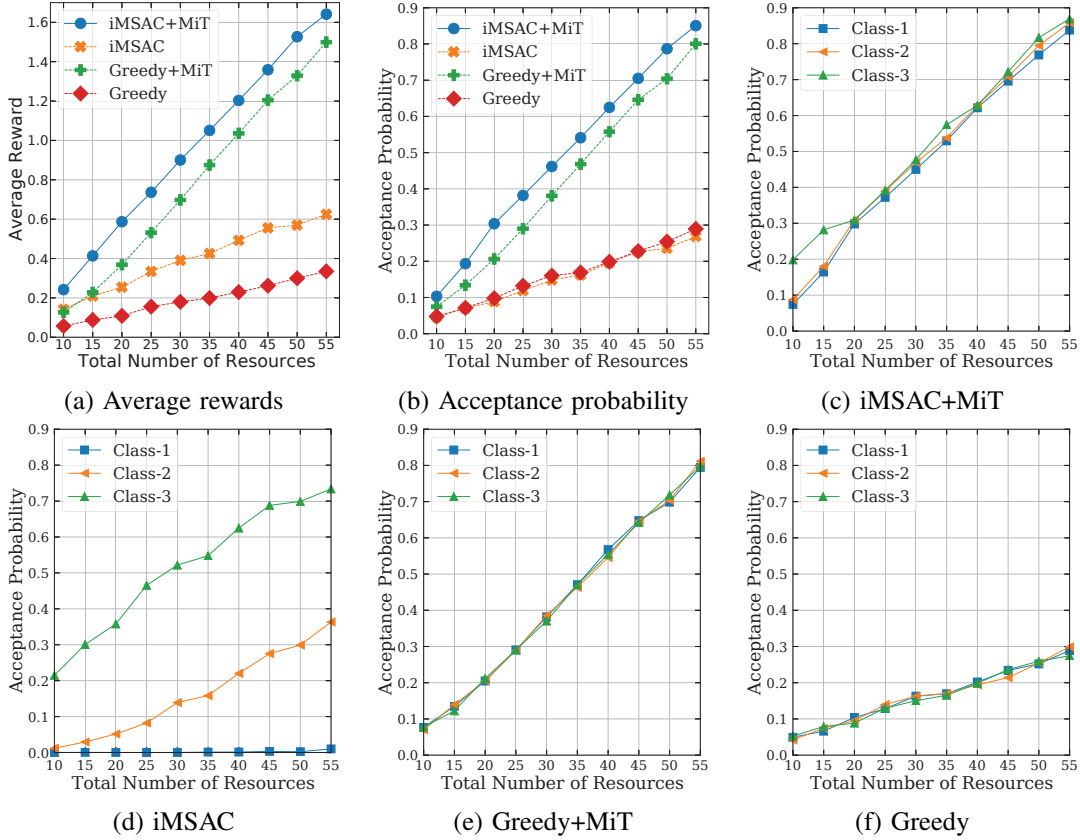


Fig. 5: Vary the total number of system resources.

is observed that the proposed algorithm iMSAC+MiT always obtains the highest average reward, up to 80% greater than that of the second-best policy in this scenario, i.e., Greedy+MiT. Similarity, Fig. 5(b) shows that iMSAC+MiT achieves the highest acceptance probability for an arriving MetaSlice request, up to 47% greater than that of the Greedy+MiT, i.e., the second-best policy. In addition, Figs. 5(a) and (b) also clearly demonstrate the benefit of MetaInstance. In particular, it helps the system to increase the average rewards and acceptance rates of both algorithms (i.e., iMSAC and Greedy) up to 396% and 222%, respectively.

To gain more insights, we look further at the acceptance probability for each class of MetaSlice. As shown in Figs. 5(c) and (d), for the iMSAC+MiT and iMSAC, the acceptance probabilities of class-3 are always higher than that of other classes when the number of resources increases. Meanwhile, Greedy+MiT and Greedy accept requests from all the classes at almost the same probability, as depicted in Figs. 5(e), and (f). Recall that the arrival rate of class-3 is the lowest value (i.e., $\lambda_3 = 25$), while the immediate reward for accepting requests class-3 is the greatest value, i.e., $r_3 = 4$. Thus, the proposed algorithm iMSAC can learn and adjust its policy to achieve the best result. More interestingly, for the iMSAC+MiT results, the acceptance probability of class-3 has significant gaps (up to 50% greater than those of other classes) when the total resources are little (i.e., less than 20), as shown in Fig. 5. This stems from the fact that if the available resources are low, the Admission Controller should

reserve resources for future requests from class-3 with the highest reward. In contrast, if the system has more available resources, the Admission Controller should accept requests from all classes more frequently. This observation is also shown in Fig. 5(d), where the MetaInstance is not employed.

Next, we investigate one of the most important factors in the MetaSlicing framework, which is the maximum number of MetaSlices that share the same function, denoted by N_L . In this experiment, we set the resources as those in Fig. 4, and other settings are set as those in Section V-A. Fig. 6(a) shows that as the value of N_L increases from one to 15, the average rewards obtained by our proposed solution iMSAC+MiT and Greedy+MiT increase then stable at around 0.88. Remarkably, when the value of N_L is small (i.e., less than eight), the iMSAC+MiT's average reward is always greater than that of Greedy+MiT, up to 122%. The reason is that as N_L increases, meaning that more MetaSlices can share the same function, the number of MetaSlices can be deployed in the system increases. In other words, the Metaslicing system capacity increases according to the increase of N_L . As such, the Admission Controller can accept more requests to obtain greater rewards when N_L increases. In addition, the thresholds in average rewards for both approaches originated from the fact that the arrival and departure processes of class i follow the Poisson and exponential distributions with a fixed mean λ_i and $1/\mu_i$.

In terms of the acceptance probability for a MetaSlice request, similar observations can be seen in Fig. 6(b). Specifically, our proposed solution maintains higher request accep-

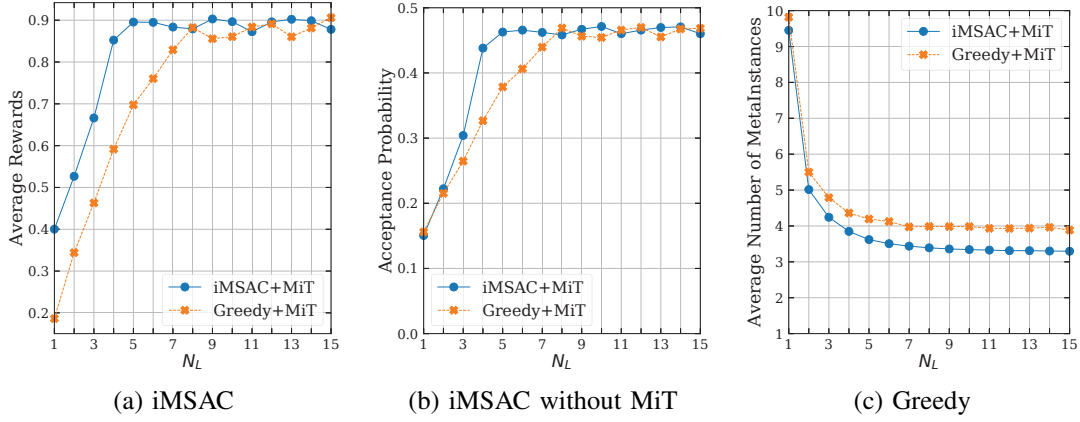


Fig. 6: Varying N_L

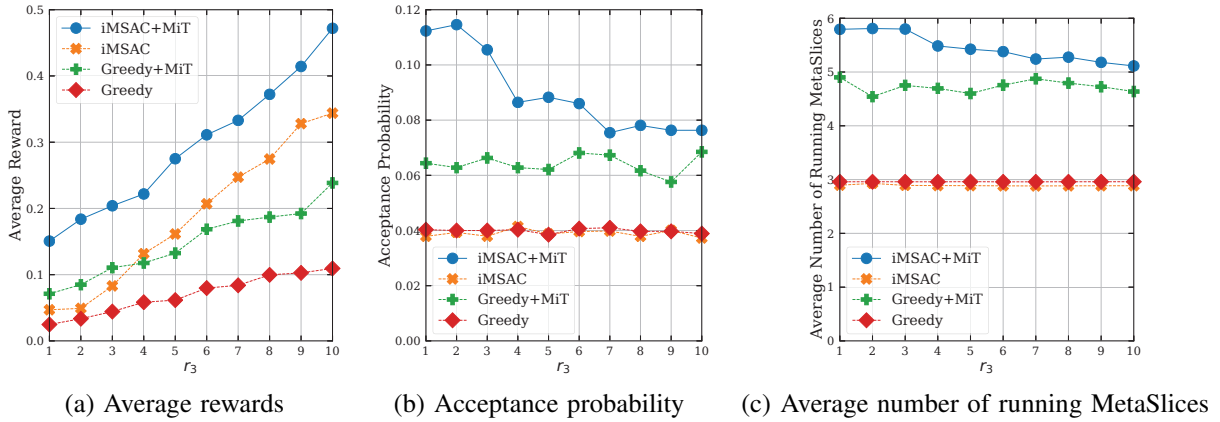


Fig. 7: Vary the immediate reward of class-3.

tance probabilities (up to 34%) than that of the Greedy+MiT when N_L is less than eight. As N_L increases, the acceptance probabilities of both approaches increase, then they are stable at around 0.46 when $N_L > 4$ for iMSAC+MiT and $N_L > 7$ for Greedy+MiT. The reasons are similar as those in Fig. 6(a). In particular, the higher the system capacity is, the higher the request acceptance probability is. Unlike these above metrics, the average numbers of MetaInstances decrease for both approaches as the value of N_L increases from one to 15, as shown in Fig. 6(c). The reason is that an increase of N_L can result in increasing the number of MetaSlices in a MetaInstance, thereby decreasing the number of MetaInstances in a system with a fixed capacity. The above observations in Fig. 5 and Fig. 6 show the superiority of our proposed approach when compared with others, especially when the system resources are very limited.

We continue evaluating our proposed solution in the case where the immediate reward of class-3, i.e., r_3 , is varied from one to 10. In this experiment, we set the storage, radio, and computing resources to 400 GB, 400 MHz, and 400 GFLOPS/s, respectively. The arrival rate vector of MetaSlice is set to $\lambda = [60, 50, 40]$ to explore the robustness of our proposed solution. In Fig. 7(a), as r_3 increases, the average rewards obtained by all approaches increase. In particular, the results demonstrate that our proposed solution, i.e., iMSAC+MiT,

consistently achieves the highest average reward, up to 111% greater than that of the second-best, i.e., Greedy+MiT when $r_3 = 1$. Interestingly, when r_3 is small (i.e., less than 4), the iMSAC's average rewards are lower than those of the Greedy+MiT. However, when r_3 becomes larger than or equal to four, the average rewards obtained by iMSAC are higher than those of the Greedy+MiT.

Similarity, Figs. 7(b) and (c) show that our proposed solution always obtains the highest values compared to those of other approaches in terms of the acceptance probability and average number of running MetaSlices when r_3 increases from one to 10. Interestingly, even with a decrease in the acceptance probability and average number of running MetaSlices, the average rewards obtained by the iMSAC+MiT increase as r_3 is varied from one to 10, as shown in Fig. 7. The reason is that when the immediate reward of class-3 is very high (e.g., $r_3 = 10$) compared to those of class-1 and class-2 (i.e., 1 and 2, respectively), the iMSAC+MiT reserves more resources for the future requests of class-3.

We now further investigate the above observations when varying the immediate reward of requests class-3 by looking deeper at the acceptance probability per class for each approach. Figs. 8(a)-(d) illustrate the acceptance rate per class according to the policies obtained by the proposed and baseline approaches. In Fig. 8(c), the Greedy+MiT's acceptance

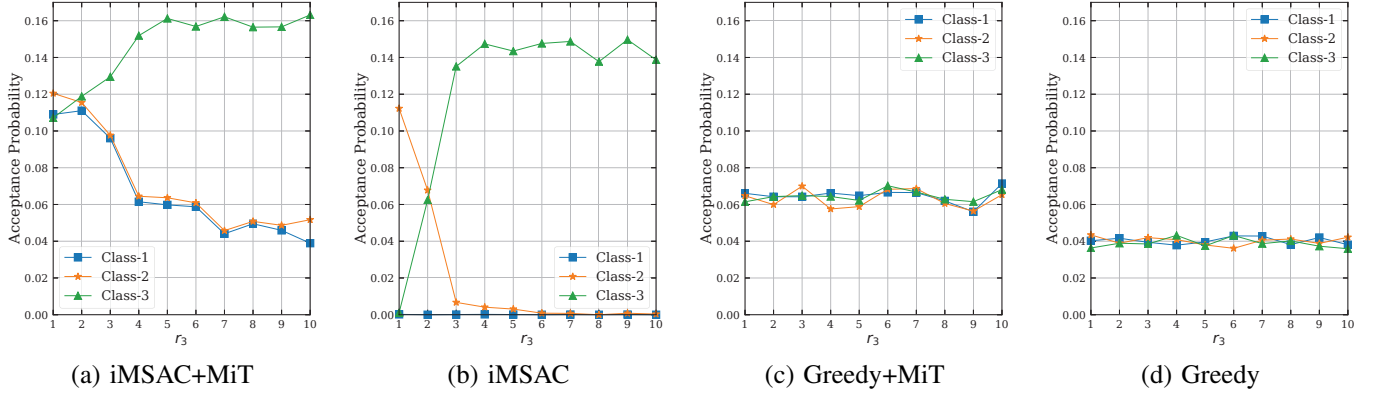


Fig. 8: The acceptance probability per class when varying the immediate reward of class-3.

probabilities for all classes are almost the same, at around 0.06, when the immediate reward of class-3 increases from one to 10. A similar trend is observed for the Greedy but at a lower value, i.e., 0.04, in Fig. 8(d). Unlike Greedy and Greedy+MiT, iMSAC+MiT’s acceptance probability for class-3 increases while those of other classes decrease as r_3 increases from one to 10, as shown in Fig. 8(a). More interestingly, when the immediate reward of requests class-3 is small (i.e., $r_3 < 2$), requests class-3 have the lowest acceptance probability compared to those of other classes. However, when the immediate reward of requests class-3 is larger or equal two, requests class-3 will receive the highest acceptance probability compared with those of other classes. Moreover, when $r_3 > 4$, the acceptance probability for requests class-3 obtained by the iMSAC+MiT is stable at around 0.16.

Similar to the iMSAC+MiT, the iMSAC’s acceptance probability for requests class-3 also increases until reaching a threshold with a lower value, i.e., around 0.14, compared to that of the iMSAC+MiT. Furthermore, the acceptance probability of requests class-3 obtained by the iMSAC-base solutions is up to four-time greater than those of the Greedy-based solutions. Thus, the iMSAC+MiT and iMSAC can obtain a good policy in which the acceptance probability of a class increases if its reward increases compared with the rewards of other classes, and vice versa. Note that our proposed solution does not know complete information about the MetaSlice’s arrival and departure processes in advance. However, as observed, the proposed solution always can achieve the best results in all scenarios when we vary important parameters of the system to evaluate its performance.

VI. CONCLUSION

In this paper, we have proposed two innovation techniques, i.e., the application decomposition and the MetaInstance, to maximize resource utilization for the Metaverse built on a multi-tier computing architecture. Based on these techniques, we have developed a novel framework for the Metaverse, i.e., MetaSlicing, that can smartly allocate resources for MetaSlices, i.e., Metaverse applications, to maximize the system performance. Moreover, we have proposed a highly effective framework based on sMDP together with an intelligent algorithm, i.e., iMSAC, to find the optimal admission

policy for the Admission Controller under the high dynamics and uncertainty of resource demands. The extensive simulation results have clearly demonstrated the robustness and superior of our proposed solution compared with the baseline methods as well as revealed key factors determining the system performance.

APPENDIX A THE PROOF OF THEOREM 1

First, we need to prove the existence of the limiting matrix $\overline{\mathcal{T}}_\pi$ given in (11). In [36], it is proven that for an aperiodic irreducible chain (as that of our proposed sMDP), the limiting matrix (which is the Cesaro limit of order zero named *C-lim*) of the transition matrix, i.e., \mathcal{T}_π^g , exists as follows:

$$\overline{\mathcal{T}}_\pi = C\text{-lim} = \lim_{G \rightarrow \infty} \frac{1}{G} \sum_{g=0}^{G-1} \mathcal{T}_\pi^g. \quad (25)$$

Next, because the total probabilities that a given state moves to others is one, i.e., $\sum_{s' \in \mathcal{S}} \mathcal{T}_\pi(s|s') = 1$, we have:

$$\overline{\mathcal{T}}_\pi r(s, \pi(s)) = \lim_{G \rightarrow \infty} \frac{1}{G+1} \mathbb{E} \left[\sum_{g=0}^G r(s_g, \pi(s_g)) \right], \forall s \in \mathcal{S}, \quad (26)$$

$$\overline{\mathcal{T}}_\pi y(s, \pi(s)) = \lim_{G \rightarrow \infty} \frac{1}{G+1} \mathbb{E} \left[\sum_{g=0}^G \tau_g \right] \forall s \in \mathcal{S}. \quad (27)$$

It is observed that the long-term average reward $\mathcal{R}_\pi(s)$ in (8) is the ratio between $\overline{\mathcal{T}}_\pi r(s, \pi(s))$ and $\overline{\mathcal{T}}_\pi y(s, \pi(s))$. Note that taking the ratio of limits is equivalent to take limit of the ratio. Therefore, the long-term average reward $\mathcal{R}_\pi(s)$ exists.

APPENDIX B THE PROOF OF THEOREM 2

This proof is based on the irreducible property of the underlying Markov chain, which is proven as follows. As mentioned in Section III-B, the considered state space \mathcal{S} consists of the currently available resources in the system, the required resources, the class ID, and the similarity of the MetaSlice request. Recall that the request arrival and MetaSlice departure follow the Poisson and exponential distributions, respectively. In addition, the requested MetaSlice can have any function

supported by the MetaSlicing system, and thus its required resources are arbitrary. Given the above, suppose that the Admission Controller observes state \mathbf{s} at time t , then the system state can move to any other state $\mathbf{s}' \in \mathcal{S}$ after a finite time step. Therefore, the proposed sMDP is irreducible, and thus the long-term average reward function $\mathcal{R}_\pi(\mathbf{s})$ is well-defined regardless of the initial state and under any policy.

REFERENCES

- [1] N. Stephenson, *Snow Crash*. New York: Bantam Books, 1992.
- [2] "Introducing Meta: A social technology company," <https://about.fb.com/news/2021/10/facebook-company-is-now-meta/>, (accessed: May 01, 2022).
- [3] "Mesh for Microsoft Teams aims to make collaboration in the 'Metaverse' personal and fun," <https://news.microsoft.com/innovation-stories/mesh-for-microsoft-teams/>, (accessed: May 01, 2022).
- [4] Meta Quest. Horizon Worlds. (Dec. 10, 2021). Accessed: May 01, 2022. [Online]. Available: <https://www.youtube.com/watch?v=02kCEurWkqU&t=64s>
- [5] Y. Wu, K. Zhang, and Y. Zhang, "Digital twin networks: A survey," *IEEE Internet of Things Journal*, vol. 8, no. 18, pp. 13 789–13 804, May 2021.
- [6] X. Yu, D. Owens, and D. Khazanchi, "Building socioemotional environments in Metaverses for virtual teams in healthcare: A conceptual exploration," in *Proceedings of International Conference on Health Information Science*, 2012, pp. 4–12.
- [7] C. Kwon, "Smart city-based Metaverse a study on the solution of urban problems," *Journal of the Chosun Natural Science*, vol. 14, no. 1, pp. 21–26, Mar. 2021.
- [8] H. Jeong, Y. Yi, and D. Kim, "An innovative e-commerce platform incorporating metaverse to live commerce," *International Journal of Innovative Computing, Information and Control*, vol. 18, no. 1, pp. 221–229, Feb. 2022.
- [9] M. Xu, W. C. Ng, W. Y. B. Lim, J. Kang, Z. Xiong, D. Niyato, Q. Yang, X. S. Shen, and C. Miao, "A full dive into realizing the edge-enabled Metaverse: Visions, enabling technologies, and challenges," *arXiv preprint arXiv:2203.05471*, 2022.
- [10] J. Clement, "Most played games on steam 2021, by peak player count," <https://www.statista.com/statistics/656278/steam-most-played-games-peak-concurrent-player/>, (accessed: May 01, 2022).
- [11] "Metaverse: A guide to the next-gen internet," <https://www.credit-suisse.com/media/assets/corporate/docs/about-us/media/media-release/2022/03/metaverse-14032022.pdf>, (accessed: May 01, 2022).
- [12] X. Wang, T. Kwon, Y. Choi, M. Chen, and Y. Zhang, "Characterizing the gaming traffic of World of Warcraft: From game scenarios to network access technologies," *IEEE Network*, vol. 26, no. 1, pp. 27–34, Jan. 2012.
- [13] J. Zhao, R. S. Allison, M. Vinnikov, and S. Jennings, "Estimating the motion-to-photon latency in head mounted displays," in *Proceedings of the 2017 IEEE Virtual Reality (VR)*, 2017, pp. 313–314.
- [14] Y. Jiang, J. Kang, D. Niyato, X. Ge, Z. Xiong, and C. Miao, "Reliable coded distributed computing for Metaverse services: Coalition formation and incentive mechanism design," *arXiv preprint arXiv:2111.10548*, 2021.
- [15] M. Xu, D. Niyato, J. Kang, Z. Xiong, C. Miao, and D. I. Kim, "Wireless edge-empowered Metaverse: A learning-based incentive mechanism for virtual reality," *arXiv preprint arXiv:2111.03776*, 2021.
- [16] W. C. Ng, W. Y. B. Lim, J. S. Ng, Z. Xiong, D. Niyato, and C. Miao, "Unified resource allocation framework for the edge intelligence-enabled Metaverse," *arXiv preprint arXiv:2110.14325*, 2021.
- [17] Y. Han, D. Niyato, C. Leung, C. Miao, and D. I. Kim, "A dynamic resource allocation framework for synchronizing Metaverse with iot service and data," *arXiv preprint arXiv:2111.00431*, 2021.
- [18] "Google Maps platform documentation," <https://developers.google.com/maps/documentation>, (accessed: May 01, 2022).
- [19] I. Singh, "Your next favorite AR game will be built on Google Maps," <https://geoawesomeness.com/google-maps-will-now-power-location-aware-augmented-reality-games/>, (accessed: May 01, 2022).
- [20] S. Hayden, "'Woorld' is a multiplayer version of 'Google Earth VR' for Quest, releasing soon," <https://www.roadtovr.com/woorld-google-earth-vr-quest-2/>, (accessed: May 01, 2022).
- [21] N. Francis, "Collection of the coolest uses of the Google Maps API," <https://www.jotform.com/blog/collection-of-the-coolest-uses-of-the-google-maps-api/>, (accessed: May 01, 2022).
- [22] "Description of network slicing concept," NGMN Alliance. Accessed: Apr. 24, 2022. [Online]. Available: https://www.ngmn.org/wp-content/uploads/Publications/2016/161010_NGMN_Network_Slicing_framework_v1.0.8.pdf
- [23] H. C. Tijms, *A First Course in Stochastic Models*. Wiley, 2003.
- [24] R. G. Gallager, *Discrete Stochastic Processes*. U.K.: Kluwer, 1995.
- [25] L. Kallenberg, *Markov Decision Processes*. University of Leiden, 2016. Accessed: May 01, 2022. [Online]. Available: <http://www.math.leidenuniv.nl/%7Ekallenberg/Lecture-notes-MDP.pdf>
- [26] C. J. Watkins and P. Dayan, "Q-learning," *Machine Learning*, vol. 8, no. 3, pp. 279–292, May 1992.
- [27] N. C. Luong, D. T. Hoang, S. Gong, D. Niyato, P. Wang, Y.-C. Liang, and D. I. Kim, "Applications of deep reinforcement learning in communications and networking: A survey," *IEEE Communications Surveys Tutorials*, vol. 21, no. 4, pp. 3133–3174, May 2019.
- [28] V. Mnih *et al.*, "Human-level control through deep reinforcement learning," *Nature*, vol. 518, no. 7540, pp. 529–533, Feb. 2015.
- [29] H. Van Hasselt, A. Guez, and D. Silver, "Deep reinforcement learning with double Q-learning," in *Proceedings of the AAAI Conference on Artificial Intelligence*, vol. 30, no. 1, 2016, pp. 2094–2100.
- [30] S. Thrun and A. Schwartz, "Issues in using function approximation for reinforcement learning," in *Proceedings of the 1993 Connectionist Models Summer School Hillsdale, NJ. Lawrence Erlbaum*, vol. 6, 1993, pp. 1–9.
- [31] S. Halkjær and O. Winther, "The effect of correlated input data on the dynamics of learning," in *Proceedings of the 9th International Conference on Neural Information Processing Systems*, vol. 9, 1996, pp. 169–175.
- [32] Z. Wang, T. Schaul, M. Hessel, H. Hasselt, M. Lanctot, and N. Freitas, "Dueling network architectures for deep reinforcement learning," in *Proceedings of the 33rd International Conference on Machine Learning*, 2016, pp. 1995–2003.
- [33] S. Du, J. Lee, H. Li, L. Wang, and X. Zhai, "Gradient descent finds global minima of deep neural networks," in *Proceeding of the International Conference on Machine Learning*, 2019, pp. 1675–1685.
- [34] H. Robbins and S. Monro, "A stochastic approximation method," *The Annals of Mathematical Statistics*, pp. 400–407, Sep. 1951.
- [35] G. Dandachi, A. De Domenico, D. T. Hoang, and D. Niyato, "An artificial intelligence framework for slice deployment and orchestration in 5G networks," *IEEE Transactions on Cognitive Communications and Networking*, vol. 6, no. 2, pp. 858–871, Nov. 2020.
- [36] M. L. Puterman, *Markov Decision Processes: Discrete Stochastic Dynamic Programming*. John Wiley & Sons, 1994.