

---

# Personalized Federated Learning with Server-Side Information

---

Jaehun Song<sup>1</sup> Min-hwan Oh<sup>1</sup> Hyung-Sin Kim<sup>1</sup>

## Abstract

Personalized Federated Learning (FL) is an emerging research field in FL that learns an easily adaptable global model in the presence of data heterogeneity among clients. However, one of the main challenges for personalized FL is the heavy reliance on clients’ computing resources to calculate higher-order gradients since client data is segregated from the server to ensure privacy. To resolve this, we focus on a problem setting where the server may possess its own data independent of clients’ data – a prevalent problem setting in various applications, yet relatively unexplored in existing literature. Specifically, we propose FedSIM, a new method for personalized FL that actively utilizes such *server data* to improve meta-gradient calculation in the server for increased personalization performance. Experimentally, we demonstrate through various benchmarks and ablations that FedSIM is superior to existing methods in terms of accuracy, more computationally efficient by calculating the full meta-gradients in the server, and converges up to 34.2% faster.

## 1. Introduction

Federated Learning (FL) has drawn significant attention from the research community in recent years due to its potential for privacy-centric machine learning in distributed learning environments. However, one challenge of FL that remains prevalent today is diverse, *non-i.i.d.* data distributions among clients, which limits a single global model from delivering optimal performance on each client’s task.

One of the recent research directions that address this issue is *personalized federated learning*, a personalized variant of FL based on techniques used in optimization-based meta-learning such as in the Model-Agnostic Meta-Learning (MAML) framework (Finn et al., 2017). The goal of personalized FL is to create an *adaptable* global model parametrized by  $\theta$  in a federated environment such that  $\theta$  can easily be fine-tuned to each client’s individual task with a small number of gradient steps. To achieve this goal,

personalized FL optimizes

$$\min_{\theta \in \mathbb{R}^d} F(\theta) := \frac{1}{n} \sum_{i=1}^n f_i(\theta - \eta \nabla f_i(\theta; \mathcal{D}_i)) \quad (1)$$

where  $f_i : \mathbb{R}^d \rightarrow \mathbb{R}$  is the loss corresponding to client  $i$ ,  $\eta \geq 0$  is the step-size, and  $\mathcal{D}_i$  is a batch of data for client  $i$  which follows the distribution  $p_i$  where each client’s data is assumed to be *heterogeneous*.

However, a major challenge of applying meta-learning to FL is the necessity to calculate second-degree meta-gradients (Fallah et al., 2020b; Chen et al., 2019). These gradients require not only additional data sampled from each client’s data distribution  $p_i$ , but also additional computation for clients to obtain the required Hessian matrix. Hence, computing the Hessian poses a significant bottleneck in resource-constrained environments for personalized FL.

To address this challenge, we aim to efficiently utilize computational resources available in the entire system, acknowledging the *disparity of the computational overhead* between clients and the central server in the existing methods. Previous methods in personalized FL postulate that the central server needs only to aggregate and average the optimized client weights to update the global model. Here, the resourceful server is idle for most of the training process while the resource-constrained clients are busy optimizing their local models.

In this paper, we consider a variant of the personalized FL problem where the server contains its own data. We denote this problem setting as *Personalized FL with Server Data*. *Server data* is defined as data used to create and test a model in the server before initiating the FL process and can be available in various application domains. For example, hospitals and healthcare providers may first test the validity of models using their own records before implementing patient-wise predictions based on more privacy-sensitive individual records. In predictive text, an initial predictive model can be trained at the server with common phrases or words before implementing large-scale FL for each client’s mobile device. In addition, an autonomous driving company gathers its own data in various road conditions to train a model, but can utilize FL to improve the model for each driver. However, most FL methods use such server data only

for creating an initial model and *disregard it during the FL process*.

To this end, we propose a new method to estimate the computationally heavy meta-gradients in the server by using *server data*. We propose that server data can actively be utilized during the federated training process to augment model performance, as described in Figure 1. We summarize our main contributions as follows.

- We propose a novel method FedSIM for Personalized Federated Learning with Server Data. To our knowledge, FedSIM is the first personalized FL method that efficiently utilizes the server’s computational and information resources to compute the estimates of full meta-gradients with no additional client computation compared to conventional FL.
- The key components of our proposed method include (i) a custom loss with  $L_2$  regularization for local optimization, (ii) the approximation of first-order meta gradients for each client by using the differences between personalized model parameters and global model parameters, (iii) the approximation of second-order meta gradients for each client using server data without explicitly computing Hessian matrices.
- The empirical evaluations demonstrate that FedSIM effectively improves model performance **even when the server has a relatively small amount of data** compared to the entire dataset ( $\leq 5\%$ ), or when the distribution of server data weakly represents that of non-i.i.d. data for each client.
- We show that FedSIM **outperforms existing methods** in personalized FL. In standardized FL benchmarks proposed in (He et al., 2020), FedSIM is up to 2.57% more accurate and requires 34.2% less communication rounds for convergence.

## 2. Related Work

### 2.1. Federated Learning

Federated learning has rapidly evolved in various aspects (Li et al., 2020a), with both empirical analyses (Bonawitz et al., 2019) and theoretical guarantees (Hanzely et al., 2020) showing that FL models exhibit similar performance to models trained in centralized data centers even when data does not leave clients. In particular, there have been several works on the various aspects of FL, including methods of reducing communication costs through quantization (Amiri et al., 2020; Sun et al., 2019) or adaptive gradient upload rounds (Wang et al., 2019; Amiri et al., 2020; Ivkin et al., 2019), and convergence analyses with well-defined lower bounds (Hanzely et al., 2020; Pathak & Wainwright, 2020; Wang et al., 2019).

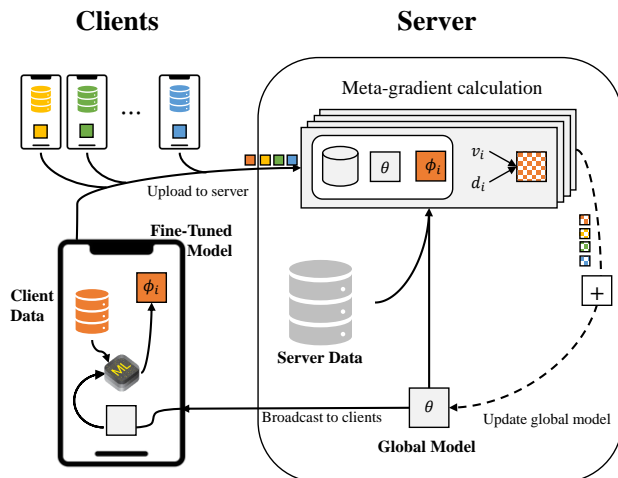


Figure 1. Overall architecture of FedSIM. Clients focus solely on local optimization while the server calculates meta-gradients for all clients using server data.

A fundamental problem of FL is accuracy degradation due to training the model with non-i.i.d. data across clients (Zhao et al., 2018). This problem is significant because heterogeneous data distributions are common in practice (Bonawitz et al., 2019) and thus investigated in a number of studies (Haddadpour & Mahdavi, 2019; Khaled et al., 2020; Li et al., 2020c) with solutions including normalized federated updates (Wang et al., 2020) and computing stochastic gradients in minibatches (Woodworth et al., 2020).

### 2.2. Personalized Federated Learning

Personalized Federated Learning is a personalized variant of federated learning that aims to improve model performance in non-i.i.d. data settings. Examples include using Moreau envelopes (T. Dinh et al., 2020), model interpolation (Mansour et al., 2020) and transfer learning-based personalization (Arivazhagan et al., 2019; Chen et al., 2021).

In particular, FedMeta (Chen et al., 2019) and PerFedAvg (Fallah et al., 2020b) consider building upon the Model-Agnostic Meta-Learning (MAML) formulation (Finn et al., 2017), and study the empirical and theoretical success of the framework in a federated environment. However, these approaches require the resource-constrained clients to locally execute full Hessian calculations, thereby significantly increasing client-side computation and memory overhead. A number of other works aim to decrease this computational bottleneck by disregarding second-order calculations (Jiang et al., 2019), inspired by first-order gradient-based meta learning approaches as in (Nichol et al., 2018), while sacrificing model performance.

In contrast, FedSIM aims to calculate heavy meta gradients at the server using server data to mitigate accuracy degra-

dition due to disregarding the Hessians without additional computational burden on clients.

### 3. Federated Learning with Server Information Meta-Learning (FedSIM)

#### 3.1. Problem: Personalized FL with Server Data

In conventional FL, there are  $n$  clients in a federated environment that tries to find a global model  $\theta$  by optimizing the following problem:

$$\min_{\theta \in \mathbb{R}^d} f(\theta) := \frac{1}{n} \sum_{i=1}^n f_i(\theta) \quad (2)$$

where  $f_i : \mathbb{R}^d \rightarrow \mathbb{R}$  ( $i = 1, \dots, n$ ) denotes the expected loss over the data distribution of client  $i$  such that

$$f_i(\theta) = \mathbb{E}_{\mathcal{D}_i \sim p_i} [\ell_i(\theta; \mathcal{D}_i)] \quad (3)$$

where  $\mathcal{D}_i$  is a random data sample drawn from client  $i$ 's data distribution  $p_i$  and  $\ell_i(\theta; \mathcal{D}_i)$  is the loss corresponding with this data sample w.r.t. a global model parameter  $\theta$ .

In contrast to Eq. (2), we learn an *adaptable* global model  $\theta$  in a federated environment, by formulating and solving a bi-level (server- and client-side) problem defined as

$$\min_{\theta \in \mathbb{R}^d} F(\theta) := \frac{1}{n} \sum_{i=1}^n F_i(\theta) \quad (4)$$

$$F_i(\theta) = \min_{\phi_i \in \mathbb{R}^d} \tilde{f}_i(\phi_i) := f_i(\phi_i) + \frac{\lambda}{2} \|\phi_i - \theta\|_2^2 \quad (5)$$

where  $\phi_i$  denotes the *personalized model* of client  $i$  and  $\lambda$  is a regularization parameter. Note that instead of the conventional loss in Eq.(3), we define a different loss function  $\tilde{f}_i(\phi_i)$  that includes an  $L_2$  regularization term such that its gradient becomes

$$\nabla_{\phi} \tilde{f}_i(\phi_i) = \nabla_{\phi} f_i(\phi_i) + \lambda(\phi_i - \theta) \quad (6)$$

This custom loss is in accordance with ideas from (Li et al., 2020b; T. Dinh et al., 2020) such that the personalized parameters  $\phi_i$  are encouraged to tend towards the global parameters  $\theta$ , which improves convergence of the global model in non-i.i.d. data settings.

Lastly, we make a practical assumption that is not included in previous work on personalized FL; the server has *its own data* with distribution  $p_s$  independent of clients' data. Here, we also assume that the proportion of server data is small compared to the entire dataset.

#### 3.2. FedSIM: A FL Framework for Server Utilization

**Federated Learning with Server-Side Information Meta-Learning (FedSIM)** is a personalized FL framework that aims to (i) ensure client data privacy with (ii) minimal additional computation/communication overhead in clients compared to FedAvg in order to (iii) produce high-quality meta gradients. In this section, we present the FedSIM algorithm to solve for Eq.(4) in the context of Eq.(5).

In vanilla FL (e.g., FedAvg in McMahan et al. 2017), a centralized server computes a global model by averaging models from decentralized devices. At each round  $t$ , the server samples a client subset  $S_t$  of size  $m$  to optimize the global model  $\theta_{t-1}$ . Each client  $i \in S_t$  updates  $\theta_{t-1}$  with its private data  $\mathcal{D}_i \sim p_i$  using gradient decent for  $E$  epochs and uploads the optimized model  $\phi_i$  back to the server. Finally, the server updates the global model to  $\theta_t$  by averaging  $\phi_i$  received from  $S_t$ . It is important to note that  $\mathcal{D}_i$  was never shared between the clients nor with the server.

**The main contribution of this work** comes from allocating the calculation of  $\nabla_{\theta} F_i(\theta)$  to optimize Eq.(4) between the clients and the server such that the server can calculate meta-gradients for multiple tasks without sharing data. To this end, FedSIM follows the same principles as FL, but with additional computation for meta-gradients in the server to learn an easily adaptable global model.

---

##### Algorithm 1 FedSIM: Client-Side

---

**Require:** Step size  $\alpha$ , regularization strength  $\lambda$ , client data distribution  $p_i$

**function** ClientUpdate( $i, \theta$ ): // Run on client  $k$

$\phi_{i,0} \leftarrow \theta$

**for** each local epoch  $e$  from 1 to  $E$  **do**

    Sample a mini-batch  $\mathcal{D}_i$  from distribution  $p_i$

    Calculate  $\phi_{i,e}$  using  $\mathcal{D}_i$  with Eq.(7)

**end for**

    Return  $\phi_{i,E}$  to server

**end function**

---

**Client-side algorithm.** The client's main goal is to learn a personalized model  $\phi_i$  by calculating local gradient updates at each local epoch  $e$  as

$$\phi_{i,e} = \phi_{i,e-1} - \alpha \nabla_{\phi} \tilde{f}_i(\phi_{i,e-1}) \quad (7)$$

To calculate  $\nabla_{\phi} \tilde{f}_i(\phi_{i,e-1})$  in practice, we use an unbiased estimate  $\nabla_{\phi} \ell_i(\phi_{i,e-1}; \mathcal{D}_i)$  by sampling a mini-batch of data  $\mathcal{D}_i$  from distribution  $p_i$ . This process is illustrated in Algorithm 1.

**Server-side algorithm.** The server then attempts to optimize Eq.(4) for multiple communication rounds in Algorithm 2. In each round  $t$ , the central server (i) samples  $m$  clients, (ii) calculates meta-gradients  $\nabla_{\theta} F_i(\theta_{t-1})$  for each

**Algorithm 2** FedSIM: Server-Side

---

**Require:** Step size  $\beta, \delta$ , server data distribution  $p_s$   
 Initialize  $\theta_0$   
**for** each round  $t = 1, 2, \dots$  **do**  
   Sample a mini-batch  $\mathcal{D}_s$  from distribution  $p_s$   
    $S_t \leftarrow$  Random subset of  $m$  clients ( $1 \leq m \leq n$ )  
   **for** each client  $i \in S_t$  **in parallel do**  
      $\phi_i \leftarrow$  ClientUpdate( $i, \theta_{t-1}$ ) (Algorithm 1)  
     Calculate  $v_i = \nabla_{\phi} f_i(\phi_i)$  with Eq.(9)  
     Calculate  $d_i = \nabla_{\phi}^2 f_i(\phi_i) v_i$  using  $\mathcal{D}_s$  with Eq.(10)  
     Calculate meta-gradient  $\nabla_{\theta} F_i(\theta_{t-1}) = v_i - \delta d_i$   
     Update  $\tilde{\phi}_i \leftarrow \phi_i - \beta \nabla_{\theta} F_i(\theta_{t-1})$   
   **end for**  
    $\theta_t \leftarrow \frac{1}{m} \sum_{i \in S_t} \tilde{\phi}_i$   
**end for**

---

of these clients using local model  $\phi_i$  and server data  $\mathcal{D}_s$  and (iii) updates the global model from  $\theta_{t-1}$  to  $\theta_t$  using these meta-gradients.

As shown in (Rajeswaran et al., 2019), the gradient of Eq.(5) w.r.t.  $\theta$  with the local loss function  $f_i(\phi_i)$  can be written as

$$\nabla_{\theta} F_i(\theta_{t-1}) = \left( \mathbf{I} + \frac{1}{\lambda} \nabla_{\phi}^2 f_i(\phi_i) \right)^{-1} \nabla_{\phi} f_i(\phi_i) \quad (8)$$

Note that  $\nabla_{\theta} F_i(\theta_{t-1})$  is not dependent on the original meta model  $\theta_{t-1}$ , while corresponding with the personalized model  $\phi_i$ . This characteristic comes from the regularization term in Eq. (5) (Rajeswaran et al., 2019). Since the meta-gradient  $\nabla_{\theta} F_i(\theta_{t-1})$  is decoupled from  $\theta_{t-1}$ , the server approximates the meta-gradient without requiring a history of client  $i$ 's local updates. This allows clients to utilize multi-step gradient descent for local optimization.

We can see from Eq.(8) that the calculation of  $\nabla_{\theta} F_i(\theta_{t-1})$  requires two terms:

1. A first-order gradient  $v_i = \nabla_{\phi} f_i(\phi_i)$
2. A Hessian-vector product  $d_i = \nabla_{\phi}^2 f_i(\phi_i) v_i$

Unlike previous meta-learning approaches to personalized FL, **we propose to calculate both  $v_i$  and  $d_i$  using the server**, without requiring additional information or computation from clients.

**First-order meta-gradient.** As in Per-FedAvg, the first-order meta-gradient  $v_i$  ideally requires a client-specific query dataset  $\mathcal{D}_i^q$  to calculate an unbiased estimate  $\nabla_{\phi} f_i(\phi_i; \mathcal{D}_i^q)$ . However, in FedSIM, since the server does not have the required client data, we instead approximate  $v_i$  by using the weight difference between a personalized model  $\phi_i$  and global model  $\theta$  such that

$$v_i = \nabla_{\phi} f_i(\phi_i) \approx \theta - \phi_i \quad (9)$$

The intuition behind this method comes from the fact that the derivative of  $\nabla_{\phi} f_i(\phi_i)$  in Eq.(6) at a stationary point  $\phi_i$  becomes sufficiently small.

A possible alternative to calculate  $v_i$  at the server is to sample a query dataset  $\mathcal{D}_s^q$  from server data distribution  $p_s$  and calculate  $\nabla_{\phi} f_i(\phi_i; \mathcal{D}_s^q)$ . A potential drawback in this approach is that  $\mathcal{D}_s^q$  does not come from data distribution of client  $i$ . Our ablation study in Section 4 shows that the weight difference approximation is superior to direct calculation using server data.

**Second-order meta-gradient.** To calculate  $d_i$ , instead of separately computing the Hessian  $\nabla_{\phi}^2 f_i(\phi_i)$ , we approximate the entire Hessian-vector product  $d_i$  by using Hessian-free estimation (Fallah et al., 2020a) as follows:

$$\begin{aligned} d_i &= \nabla_{\phi}^2 f_i(\phi_i) v_i \\ &\approx \frac{\nabla_{\phi} f_i(\phi_i + \delta v_i) - \nabla_{\phi} f_i(\phi_i - \delta v_i)}{2\delta} \end{aligned} \quad (10)$$

This approximation produces an error of at most  $\rho \delta \|v_i\|^2$ , where  $\rho$  is the parameter for Lipschitz continuity of the Hessian of  $f$  (Fallah et al., 2020a).

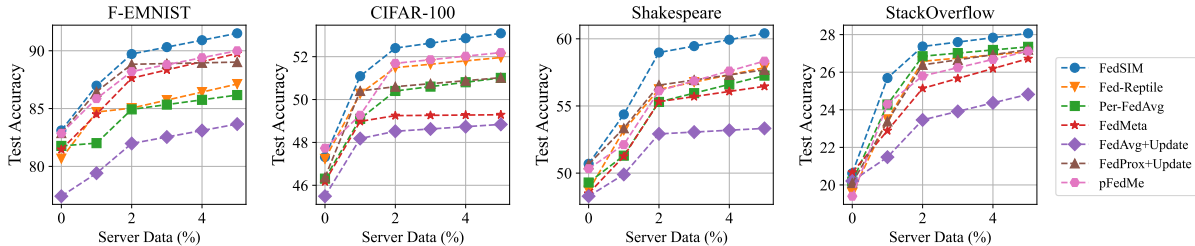
Ideally, calculating unbiased estimates for the two first-order gradients  $\nabla_{\phi} f_i(\phi_i + \delta v_i)$  and  $\nabla_{\phi} f_i(\phi_i - \delta v_i)$  in Eq.(10) requires additional client-specific data. We take an alternative approach since the server does not have client data. The server samples  $\mathcal{D}_s$  from its own data distribution  $p_s$  and calculates  $\nabla_{\phi} f_i(\phi_i + \delta v_i; \mathcal{D}_s)$  and  $\nabla_{\phi} f_i(\phi_i - \delta v_i; \mathcal{D}_s)$ .

Note that we reuse the same dataset  $\mathcal{D}_s$  to calculate  $d_i$  for all clients in  $S_t$ . Given that the server data distribution  $p_s$  is likely to be different from each client's data distribution, the quality of  $d_i$  calculated using  $\mathcal{D}_s$  may not be ideal. Nevertheless, we hypothesized that using the non-ideal second-order terms would improve performance over disregarding the second-order terms altogether. The effectiveness of this approximation will be empirically evaluated in Sections 4 and 5.

**Key differences.** Compared to Per-FedAvg (Fallah et al., 2020b), a recent meta-learning method for personalized ML, FedSIM does not calculate meta-gradients, which is a computationally expensive operation, at resource-constrained clients but at the server. Moreover, FedSIM is not restricted to one-step gradient update when calculating  $\phi_i$  at clients but allows multi-step updates. pFedMe (T. Dinh et al., 2020) and FedProx (Li et al., 2020b) are similar to FedSIM in that the client-side problem in Eq.(5) includes a regularization term and each client utilizes multi-step gradient descent to obtain its optimized model  $\phi_i$ . On the other hand, FedSIM enables meta-learning without more computation on clients. Most importantly, FedSIM actively utilizes the server to both aggregate personalized models and calculate computationally heavy meta-gradients by utilizing server data.

Table 1. Non-i.i.d. datasets and model architectures for federated learning benchmark (He et al., 2020).

Datasets	# of training samples	Non-i.i.d. partition method	# of partitions for clients	# of partitions reserved server data	Baseline model architecture
Federated EMNIST	671585	realistic	3230	0–170	CNN (2 Conv + 2 FC)
CIFAR-100	50000	Pachinko	475	0–25	ResNet-18 + group normalization
Shakespeare	16068	realistic	680	0–35	RNN (2 LSTM + 1 FC)
StackOverflow	135818730	realistic	325354	0–17123	RNN (1 LSTM + 2 FC)


 Figure 2. Effect of the proportion of server data on method performance when  $E = 5$ .

### 3.3. Key Components for Fed-SIM

The key components for the FedSIM framework can be summarized as follows:

- **Custom loss for local optimization:** Each client adds an  $L_2$  regularization term to its loss function as in Eq.(5) when optimizing a global model locally. This decouples meta gradient calculation (at the server) from local optimization history (at the clients).
- **First-order meta gradient calculation using weight differences:** Despite the existence of server data, the server calculates the first-order gradient  $v_i$  using (client-specific) weight differences as in Eq.(9) instead of using the server data.
- **Second-order meta gradient calculation using server data:** The server calculates second-order gradient  $d_i$  in a Hessian-Free way as in Eq.(10). The approximation requires the two terms calculated using server data  $\mathcal{D}_s \sim p_s$  as  $\nabla_{\phi} f_i(\phi_i + \delta v_i; \mathcal{D}_s)$  and  $\nabla_{\phi} f_i(\phi_i - \delta v_i; \mathcal{D}_s)$ .

With these components, FedSIM ensures that data remains on the client while also ensuring that the calculation and communication done on the client is no more intensive than that done during standard federated learning.

## 4. Experiments

The goal of our experiments is to evaluate (i) the performance of FedSIM compared with existing methods on personalized FL with non-i.i.d. client data, (ii) the convergence and computational overhead of FedSIM, and (iii) the effectiveness of the three key components for FedSIM. All our experiments were simulated using a server comprising four NVIDIA RTX 3900 GPUs and two Intel Xeon Silver CPUs. To our knowledge, this section also serves as the most comprehensive empirical study on personalized FL.

### 4.1. Experimental Design

**Benchmarks.** We compare FedSIM with other personalized FL methods based on *optimization-based meta-learning*, FedMeta (Chen et al., 2019), Fed-Reptile (Jiang et al., 2019), Per-FedAvg (FO)<sup>1</sup> (Fallah et al., 2020b), and pFedMe (T. Dinh et al., 2020), and also regular FL methods FedAvg (McMahan et al., 2017) and FedProx (Li et al., 2020b). Note that since FL is a newly growing research field, existing work have used their own benchmarks to evaluate their respective methodologies, with their own methods of splitting data in a non-i.i.d. manner, which made it difficult to provide a fair comparison in performance.

To mitigate this problem, the authors of FedML (He et al., 2020) opened a research library including benchmarks for federated learning. Thus, we use four non-i.i.d. datasets, Federated EMNIST (Caldas et al., 2019), CIFAR-100 (Krizhevsky, 2009), Shakespeare (McMahan et al., 2017), and StackOverflow (Authors, 2021), and train a standardized neural network for each dataset with experiments constructed as suggested in (He et al., 2020). While three of these datasets are naturally partitioned with a non-i.i.d. distribution, CIFAR-100 is partitioned using Pachinko Allocation Method as in (Reddi et al., 2020). The exact specifications are summarized in Table 1.

**Server Data Simulation.** For each dataset, we randomly sample 5% of the non-i.i.d. data partitions and reserve them as server data, while using the remaining 95% partitions as client datasets. It is important to note that while all the methods use server data for training an initial model, only FedSIM uses server data during the actual FL process. Given that FedSIM takes advantage of server data, we also experimented with different amounts of server data.

<sup>1</sup>Per-FedAvg (FO) is the first-order approximation of Per-FedAvg, which makes clients compute first-order meta gradients but disregard second-order terms. The full version of Per-FedAvg is the same as FedMeta.

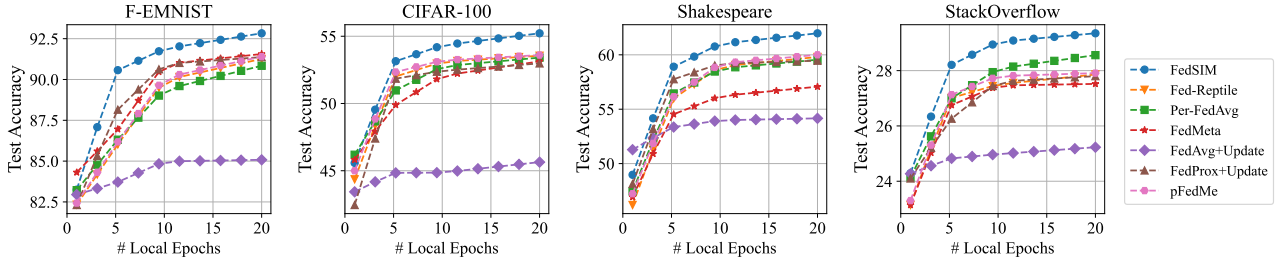


Figure 3. Effect of the number of local epochs  $E$  for fine-tuning  $\phi_i$  when server data proportion=5%.

Table 2. Best performance of each method on each dataset.

Methodologies	Fed. EMNIST	CIFAR-100	Shakespeare	StackOverflow
FedProx + update	88.03	51.82	57.55	27.41
FedAvg + update	83.66	41.49	54.28	25.21
pFedMe	89.26	52.31	59.02	27.91
Per-FedAvg (FO)	86.17	50.99	58.34	27.95
FedMeta	89.77	46.29	51.46	26.72
Fed-Reptile	85.84	51.96	55.85	27.29
<b>FedSIM (ours)</b>	<b>91.51 ± 0.273</b>	<b>53.09 ± 0.104</b>	<b>60.81 ± 0.329</b>	<b>28.17 ± 0.171</b>

Furthermore, when running Per-FedAvg (FO) and FedMeta, 80% and 20% of each client’s training data are allocated as the client’s support and query datasets respectively for local calculation of meta gradients.

**Training Process.** Training is carried out with  $m = 10$  as in (Li et al., 2020b; Reddi et al., 2020), such that  $m$  clients are randomly sampled in each round to perform local optimization. Test accuracy is evaluated every round by sampling  $m$  clients, deploying the current global model, fine-tuning (personalization) on each client’s training data, and finally averaging the validation accuracy of all clients. Note that since FedProx and FedAvg do not provide a personalization step, we add an *update* step to simulate personalization of the global model.

## 4.2. Method Performance

**Effects of Server Data Proportion.** Figure 2 shows the average test accuracy of various personalized FL methods with varying amounts of server data. Note that while the amount of server data varies from 0 to 5%, 95% of the entire dataset are always allocated as clients. The results show that more server data results in better accuracy in all methods, implying that training an initial model using server data improves performance. FedAvg shows the worst performance since it does not train an adaptable (personalizable) model. Although the performance of other five conventional methods vary by data settings, FedSIM always provides the best accuracy once server data is given.

In particular, with 5% server data, our method’s performance exceeds all other values in every dataset. As shown in Table 2, when comparing the best values in each dataset, FedSIM provides 0.22–2.57% higher accuracy than the next best methods. This verifies that FedSIM’s meta-gradient computation is an effective way for using server data *during*

the FL process even when server data is not representative of the entire dataset.

Note that server data is not ideal since conventional MAML requires task (client)-specific datasets for meta gradients. However, our results suggest that if the client datasets are not given to the server due to privacy concerns, calculation of second-order meta gradients using the server data can be a good alternative rather than giving up the second-order terms as in Per-FedAvg (FO), pFedMe, and Fed-Reptile. When there is no server data, FedSIM cannot calculate Hessian estimates, essentially becoming the same as pFedMe. In this setting, however, FedSIM still outperforms both Fed-Reptile and FedProx, showing that the implementation of both a custom loss and first-gradient estimates results in more accurate meta-gradients by preventing local model divergence.

Furthermore, FedSIM shows that utilizing the server to directly calculate meta gradients is more effective than simply averaging locally trained meta models as in FedMeta. Note that FedMeta enables each client to calculate full meta gradients including second-order terms on its client-specific dataset when optimizing its local model, which requires heavy computation on clients but turns out to be not effective for improving the global model.

**Effects of Local Epochs.** Figure 3 shows test accuracy of the same methods with 5% server data and varying local epochs  $E$ . While all the methods show better accuracy as  $E$  increases, FedSIM experiences remarkable improvement when  $E$  increases from 1 to 5 and regularly outperforms all the other methods when  $E \geq 5$ . In each dataset, the best accuracy value is given by FedSIM with  $E = 20$ , showing an 1.09–2.57% increase in accuracy compared to the second highest values.

## 4.3. Resource Efficiency

Next, we evaluate the resource efficiency of FedSIM in terms of local computation and communication overhead. Figure 4 plots test accuracy as communication round ( $t$ ) increases. While FedSIM achieves the highest accuracy in all cases, it achieves the next best accuracy in 34.2%, 11.38%, 19.44%, 20.07% fewer communication rounds for each respective

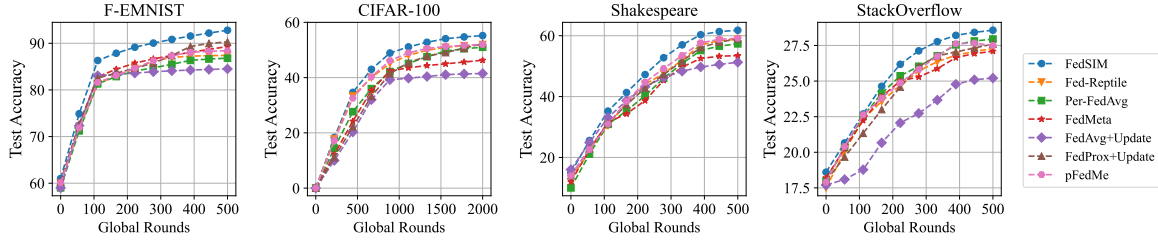


Figure 4. Test accuracy as communication round increases when  $E = 10$  and server data proportion is 5%.

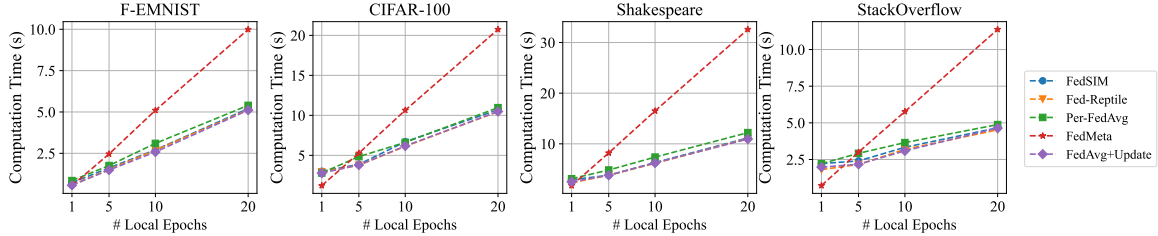


Figure 5. Effect of epochs on average per-client, per-round computation time (seconds).

dataset due to the use of more accurate meta gradients for model updates. Given that all the methods require the same communication overhead in each round (i.e., dissemination of  $\theta$  and aggregation of  $\phi_i$ ), fewer rounds entail less communication overhead.

Figure 5 shows the average client computation time for local optimization in each round. The computation time of FedMeta (or Per-FedAvg) quickly increases with local epochs due to local calculation of second-order meta gradients. Per-FedAvg (FO) ignores the second-order terms but still calculates first-order meta gradients locally, resulting in the second-longest computation time. On the other hand, FedSIM shows a modest increase in client computation time as local epoch increases, similar to FedAvg that does not provide personalization, since meta gradients are calculated at the server. Overall, FedSIM not only trains a more accurate model but also does so resource-efficiently.

#### 4.4. Ablation Studies

Given that the distribution of server data is dissimilar to that of each client’s data, using server data without caution may end up with performance degradation. To this end, we evaluate if each key component of FedSIM actually contributes to its performance, namely the (i) loss function, (ii) first-order (FO) meta gradient calculation, and (iii) second-order (SO) meta gradient calculation. We made three variants of FedSIM, FedSIM-var1 that uses basic loss function without  $L_2$  regularization, FedSIM-var2 that calculates FO meta gradients using server data instead of weight difference (i.e.,  $\nabla_{\phi} f_i(\phi_i; \mathcal{D}_s^q)$  where  $\mathcal{D}_s^q \sim p_s$ ), and FedSIM-var3 that disregards SO meta gradients.

Table 3 shows the performance of these variants. Comparison with FedSIM-var3 verifies that although calculating

SO meta gradients using client-independent server data is not theoretically ideal, using the SO terms still results in significantly better performance than relying only on FO meta gradients. The FedSIM-var2 case shows, however, that the non-ideal server data causes severe performance degradation when used for FO meta gradient calculation; using (client-specific) weight differences is a better choice in case of calculating FO meta gradients. In addition, FedSIM-var1 proves that using a custom loss to decouple local optimization history from meta gradients and calculating meta gradients based on  $\phi_i$  (locally optimized model) rather than  $\theta$  (previous meta model) result in more useful meta gradients. Overall, the results verify that each of the key components of FedSIM highly impacts model accuracy.

## 5. Data Dissimilarity Analysis

We can see in practical FL scenarios that although clients may have non-i.i.d. data, the data distributions of clients are not entirely unrelated. Thus, prior work such as FedProx (Li et al., 2020b), Per-FedAvg (Fallah et al., 2020b), and pFedMe (T. Dinh et al., 2020), perform convergence analyses on the global model by assuming that both data distributions and local gradients have bounded dissimilarity among clients. FedSIM makes a similar assumption that both server data distributions and meta gradients calculated using server data have bounded dissimilarity. Thus, in this section, we conduct experiments to evaluate the effect of distributional deviation between server and client data.

First, we investigate data dissimilarity between the server and clients in non-i.i.d. data settings with varying amount of server data. Next, we empirically observe that the variance of data dissimilarity between the clients and the server is an appropriate measure of model performance in FedSIM.

Table 3. % accuracy of FedSIM variants with  $E = 5$  and 5% server data.

Methodologies	Loss function	FO meta gradients	SO meta gradients	Federated EMNIST	CIFAR-100	Shakespeare	StackOverflow
FedSIM-var1	basic	weight diff	server	90.80	49.73	55.68	26.81
FedSIM-var2	custom	server data	server	77.78	48.45	53.49	25.76
FedSIM-var3	custom	weight diff	x	85.86	51.01	57.26	27.12
FedSIM	custom	weight diff	server	91.51	53.09	60.81	28.17

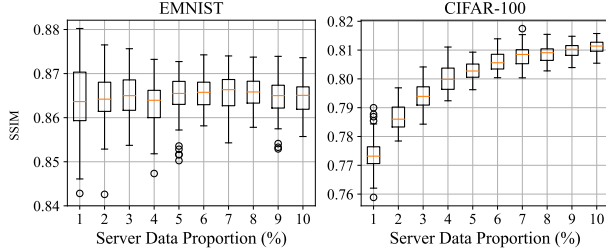


Figure 6. Effects of varying amount of server data on image similarity distributions.

**Distribution Comparison.** To investigate data dissimilarity, we randomly sample a small percentage of data from two image datasets, Federated-EMNIST and CIFAR-100, as in Section 4.1 to simulate server data. The average image distribution of the server data is then compared to each of the remaining clients, using a Structural Similarity Index (SSIM) (Wang et al., 2004) to compare the image data. Thus, each comparison produces  $SSIM_{(i,j)}$  for  $i \in \mathcal{D}_s$  and  $j \in \mathcal{D}$  where  $\mathcal{D}$  is the set of all clients in a dataset and  $\mathcal{D}_s$  is the set of server data. This process is repeated many times for each proportion of server data, resulting in boxplots in Figure 6.

Figure 6 shows different trends of data similarity in the two datasets. Regarding CIFAR-100, there is a noticeable increase in SSIM with more server data. This is contrary to SSIM in EMNIST, which remain fairly consistent. We hypothesize that this is due to the fact that EMNIST is a relatively simple dataset, not only represented in grayscale but also consisting of handwritten letters that hardly differ by client, which leads to fast saturation of data similarity with only a small amount of server data. On the other hand, CIFAR-100 provides far more diverse images which require more server data such that data similarity can converge (albeit at a lower SSIM than EMNIST), which is more representative of real-world images.

Despite the differences, in both datasets, the general trend of the variance of the similarity metrics decrease with more server data. In addition, SSIM is higher than 0.75 even when server data proportion is 1%, showing that server and client data distributions are not entirely unrelated.

**Relationship with Performance.** We then analyze the impact of average image similarity on model performance, as seen in Figure 7. This figure shows the relationship between FedSIM performance on the EMNIST and CIFAR-100 datasets and the variance in image similarity (SSIM)

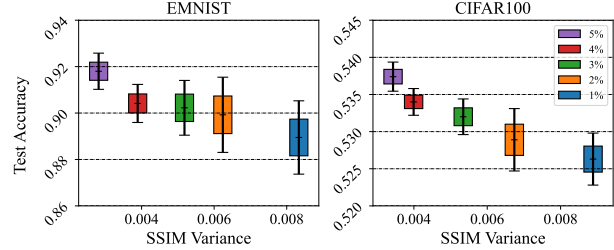


Figure 7. Change in model performance in relation to the change in structural similarity of images.

between the server data and each of the client data. Data points were collected by training the models various times with different amounts of server data. Then, the server data used during each learning process is used to calculate image similarity with the remaining client data. Finally, we measure the variance of image similarity for each data point, and plot it with respect to the distribution of model accuracy.

Here, the middle of each box represents the mean variance in image similarity for each server data proportion, while the error bars represent the variance in test accuracy. The graphs show that there is a negative correlation between SSIM variance and model performance. More server data results in better accuracy due to its correlation with SSIM variance. This implies that even with the same amount of server data, model performance can depend on the method by which the server dataset is constructed.

## 6. Discussion

In this paper, we investigate a practical problem setting of FL, personalized federated learning with server data. We adapt the meta-learning process to create FedSIM where meta-gradients are calculated using the server to improve model performance and reduce client computational overhead. We show that FedSIM solves the proposed FL problem by first performing local optimization using a *custom loss function* with a regularization term, and then using *server data* with these locally optimized models to calculate the required gradients. We also provide a variety of numerical experiments and ablations to illustrate the performances of our method compared with existing methods in personalized FL. Finally, we present empirical analyses on the distribution of server data and its impact on performance.

While we focus on personalized FL and meta learning, we believe that this work opens up an interesting avenue in the FL regime that investigates how powerful server and its data



can contribute to federated learning process effectively.

## References

- Amiri, M. M., Gunduz, D., Kulkarni, S. R., and Poor, H. V. Federated learning with quantized global model updates, 2020.
- Arivazhagan, M. G., Aggarwal, V., Singh, A. K., and Choudhary, S. Federated learning with personalization layers, 2019.
- Authors, T. T. F. Tensorflow federated stack overflow dataset. [https://www.tensorflow.org/federated/api\\_docs/python/tff/simulation/datasets/stackoverflow/load\\_data](https://www.tensorflow.org/federated/api_docs/python/tff/simulation/datasets/stackoverflow/load_data), 2021.
- Bonawitz, K., Eichner, H., Grieskamp, W., Huba, D., Ingerman, A., Ivanov, V., Kiddon, C., Konečný, J., Mazzocchi, S., McMahan, B., Van Overveldt, T., Petrou, D., Ramage, D., and Roselander, J. Towards federated learning at scale: System design. In *Proceedings of Machine Learning and Systems*, volume 1, pp. 374–388, 2019.
- Caldas, S., Duddu, S. M. K., Wu, P., Li, T., Konečný, J., McMahan, H. B., Smith, V., and Talwalkar, A. Leaf: A benchmark for federated settings, 2019.
- Chen, F., Luo, M., Dong, Z., Li, Z., and He, X. Federated meta-learning with fast convergence and efficient communication, 2019.
- Chen, Y., Wang, J., Yu, C., Gao, W., and Qin, X. Fedhealth: A federated transfer learning framework for wearable healthcare, 2021.
- Cohen, G., Afshar, S., Tapson, J., and van Schaik, A. Emnist: an extension of mnist to handwritten letters, 2017.
- Fallah, A., Mokhtari, A., and Ozdaglar, A. On the convergence theory of gradient-based model-agnostic meta-learning algorithms. In *Proceedings of the Twenty Third International Conference on Artificial Intelligence and Statistics*, pp. 1082–1092, 2020a.
- Fallah, A., Mokhtari, A., and Ozdaglar, A. Personalized federated learning with theoretical guarantees: A model-agnostic meta-learning approach. In *Advances in Neural Information Processing Systems*, volume 33, 2020b.
- Finn, C., Abbeel, P., and Levine, S. Model-agnostic meta-learning for fast adaptation of deep networks. In *International Conference on Machine Learning*, pp. 1126–1135, 2017.
- Haddadpour, F. and Mahdavi, M. On the convergence of local descent methods in federated learning. *arXiv preprint arXiv:1910.14425*, 2019.
- Hanzely, F., Hanzely, S., Horváth, S., and Richtárik, P. Lower bounds and optimal algorithms for personalized federated learning. In *Advances in Neural Information Processing Systems*, volume 33, pp. 2304–2315, 2020.
- He, C., Li, S., So, J., Zhang, M., Wang, H., Wang, X., Vepakomma, P., Singh, A., Qiu, H., Shen, L., Zhao, P., Kang, Y., Liu, Y., Raskar, R., Yang, Q., Annavaram, M., and Avestimehr, S. Fedml: A research library and benchmark for federated machine learning. *arXiv preprint arXiv:2007.13518*, 2020.
- Ivkin, N., Rothchild, D., Ullah, E., braverman, V., Stoica, I., and Arora, R. Communication-efficient distributed sgd with sketching. In *Advances in Neural Information Processing Systems*, volume 32, 2019.
- Jiang, Y., Konečný, J., Rush, K., and Kannan, S. Improving federated learning personalization via model agnostic meta learning, 2019.
- Khaled, A., Mishchenko, K., and Richtárik, P. Tighter theory for local sgd on identical and heterogeneous data. In *International Conference on Artificial Intelligence and Statistics*, pp. 4519–4529, 2020.
- Krizhevsky, A. Learning multiple layers of features from tiny images, 2009.
- Li, T., Sahu, A. K., Talwalkar, A., and Smith, V. Federated learning: Challenges, methods, and future directions. *IEEE Signal Processing Magazine*, 37(3):50–60, 5 2020a. ISSN 1558-0792.
- Li, T., Sahu, A. K., Zaheer, M., Sanjabi, M., Talwalkar, A., and Smith, V. Federated optimization in heterogeneous networks. In *Proceedings of Machine Learning and Systems*, volume 2, pp. 429–450, 2020b.
- Li, X., Huang, K., Yang, W., Wang, S., and Zhang, Z. On the convergence of fedavg on non-iid data. *International Conference on Learning Representations*, 2020c.
- Mansour, Y., Mohri, M., Ro, J., and Suresh, A. T. Three approaches for personalization with applications to federated learning, 2020.
- McMahan, B., Moore, E., Ramage, D., Hampson, S., and y Arcas, B. A. Communication-efficient learning of deep networks from decentralized data. In *Artificial Intelligence and Statistics*, pp. 1273–1282, 2017.
- Nichol, A., Achiam, J., and Schulman, J. On first-order meta-learning algorithms, 2018.
- Pathak, R. and Wainwright, M. J. Fedsplit: an algorithmic framework for fast federated optimization. In *Advances in Neural Information Processing Systems*, volume 33, pp. 7057–7066, 2020.

- Rajeswaran, A., Finn, C., Kakade, S. M., and Levine, S. Meta-learning with implicit gradients. In *Advances in Neural Information Processing Systems*, volume 32, 2019.
- Reddi, S., Charles, Z., Zaheer, M., Garrett, Z., Rush, K., Konečný, J., Kumar, S., and McMahan, H. B. Adaptive federated optimization. *arXiv preprint arXiv:2003.00295*, 2020.
- Sun, J., Chen, T., Giannakis, G., and Yang, Z. Communication-efficient distributed learning via lazily aggregated quantized gradients. In *Advances in Neural Information Processing Systems*, volume 32, 2019.
- T. Dinh, C., Tran, N., and Nguyen, J. Personalized federated learning with moreau envelopes. In Larochelle, H., Ranzato, M., Hadsell, R., Balcan, M. F., and Lin, H. (eds.), *Advances in Neural Information Processing Systems*, volume 33, pp. 21394–21405. Curran Associates, Inc., 2020. URL <https://proceedings.neurips.cc/paper/2020/file/f4f1f13c8289ac1b1ee0ff176b56fc60-Paper.pdf>.
- Wang, J., Liu, Q., Liang, H., Joshi, G., and Poor, H. V. Tackling the objective inconsistency problem in heterogeneous federated optimization. In *Advances in Neural Information Processing Systems*, volume 33, pp. 7611–7623, 2020.
- Wang, S., Tuor, T., Salonidis, T., Leung, K. K., Makaya, C., He, T., and Chan, K. Adaptive federated learning in resource constrained edge computing systems. *IEEE Journal on Selected Areas in Communications*, 37(6): 1205–1221, 2019.
- Wang, Z., Bovik, A., Sheikh, H., and Simoncelli, E. Image quality assessment: from error visibility to structural similarity. *IEEE Transactions on Image Processing*, 13(4):600–612, 2004. doi: 10.1109/TIP.2003.819861.
- Woodworth, B. E., Patel, K. K., and Srebro, N. Minibatch vs local sgd for heterogeneous distributed learning. In *Advances in Neural Information Processing Systems*, volume 33, pp. 6281–6292, 2020.
- Zhao, Y., Li, M., Lai, L., Suda, N., Civin, D., and Chandra, V. Federated learning with non-iid data. *arXiv preprint arXiv:1806.00582*, 2018.

## A. Qualitative Comparison with Other Methods

Table 4 compares various aspects of existing methods in personalized federated learning including FedSIM. Compared to existing methods in personalized federated learning, FedSIM is differentiated in that it (1) utilizes a custom loss for local optimization and (2) calculates full meta-gradient at the server without additional communication overhead: first-order meta gradient using weight difference and second-order gradient using Hessian-free approximation and proxy data.

Table 4. Qualitative Comparison of existing methods in personalized federated learning

Methodologies		FedAvg (McMahan et al., 2017)	Per-FedAvg (FO) (Fallah et al., 2020b)	FedMeta (Chen et al., 2019)	Fed-Reptile (Jiang et al., 2019)	FedSIM (ours)
Local (task-specific) optimization	Loss function	general	general	general	general	L2 regularization
	Where to compute			client		
First-order meta gradient (outer loop)	Required information	N/A	entire history, query dataset	entire history, query dataset	final weights	final weights
	Method	N/A	exact calculation	exact calculation	weight difference approximation	weight difference approximation
	Where to compute	N/A	client	client	server	server
Second-order meta gradient (outer loop)	Required information	N/A	N/A	entire history, query dataset	N/A	final weights, proxy data
	Method	N/A	N/A	exact calculation	N/A	Hessian-free approximation
	Where to compute	N/A	N/A	client	N/A	server
Where training data is stored		Mostly on clients, (optionally) small amount of proxy data on server				

## B. Experiment Details

In this section, we provide additional details of the experimental set-up for the experiments in Section 4. We used federated versions of vision datasets EMNIST (Cohen et al., 2017) and CIFAR-100 (Krizhevsky, 2009), alongside language modeling datasets Shakespeare (McMahan et al., 2017) and StackOverflow (Authors, 2021).

We train our model such that in each communication round, 10 clients are sampled, the model is trained using each respective methodology on each client’s *training dataset*. At the end of each communication round, we sample 10 different individuals, where each client is first fine-tuned using standard training with no custom loss, and tests on its testing dataset using its own fine-tuned model. We take the average of the client’s test accuracy to evaluate the model’s performance. Note that we use  $\lambda = 1$  and  $\delta = 0.25$ .

Thus, each communication round can be summarized as the following.

1. Sampling phase: where a number of clients are chosen from the entire client pool, each with their own unique data randomly sampled from the training dataset
2. Training phase: where the model is trained to quickly adapt to each unique client
3. Testing phase: where the model is tested on a new client with data from the test dataset

Furthermore, a summary of the hyperparameters we used for each dataset is given in Table B. Note that we fix the batch size at a per-task level given the large number of hyperparameters to tune and to avoid conflating variables.

### B.1. EMNIST

EMNIST (Cohen et al., 2017) consists of images of digits and upper and lower case English characters, with 62 total classes. The federated version of EMNIST (Caldas et al., 2019) partitions the digits by their author. The dataset has natural heterogeneity stemming from the writing style of each person. We perform a character recognition task using this dataset, with a full description of the model in Table 6.

Table 5. Summary of hyperparameters used for each task

Hyperparameters	Federated EMNIST	CIFAR-100	Shakespeare	StackOverflow
Client Optimizer	Adam	Adam	Adam	Adam
Client Scheduler	x	x	x	x
Client Learning Rate	0.01	0.001	0.001	0.001
Server Optimizer	SGD	SGD	SGD	SGD
Server Scheduler	Linear Decay	Linear Decay	Linear Decay	Linear Decay
Server Learning Rate	0.25	0.25	0.25	0.25
Batch Size	20	20	4	16

Federated EMNIST is partitioned in a manner such that 3,400 individuals constitute a separate client, with each client having an individual training dataset and a testing dataset. Thus, a testing round for EMNIST consists of sampling a user, training on the user’s handwriting style, and testing on the individual testing dataset for that particular user.

Table 6. Federated EMNIST model architecture.

Layer	Output Shape	# of Trainable Parameters	Activation	Hyperparameters
Input	(28,28,1)	0		
Conv2d	(26,26,32)	320		kernel size=3; strides=(1,1)
Conv2d	(24,24,64)	18496	ReLU	kernel size=3; strides=(1,1)
MaxPool2d	(12,12,64)	0		
Dropout	(12,12,64)	0		$p = 0.25$
Flatten	9216	0		
Dense	128	1179776		
Dropout	128	0		$p = 0.5$
Dense	62	7998	softmax	

## B.2. CIFAR-100

CIFAR-100 consists of images with RGB channels of 32x32 pixels each. Each pixel is represented by an unsigned int8. As is standard with CIFAR datasets, we perform preprocessing on the training images. For training images, we augment the data by performing a random horizontal flip. We then scale the pixel values such that each pixel value lies between  $[0, 1]$ . We train a modified ResNet-18 model, where the batch normalization layers are replaced by group normalization layers.

Our model trains on a federated version of CIFAR-100 as proposed in (Reddi et al., 2020), where the authors apply a two step latent Dirichlet allocation (LDA) process by first randomly partitioning the data to reflect the ”coarse” and ”fine” labels structure of CIFAR-100 by using the Pachinko Allocation Method (PAM), and finally creating a federated dataset using LDA with a parameter of 0.1. Using this method, the authors of (Reddi et al., 2020) create a training dataset consisting of 500 clients and a testing dataset consisting of 100 clients.

Although we train our model using the 500 training clients, we needed to slightly modify the testing dataset in order to allow fine-tuning of the model when deployed. To do so, for each test client, we split the client dataset into a fine-tuning dataset and a validation dataset consisting of 80 and 20% of the data respectively. By doing so, when testing, we sample ten clients from the test client space, optimize the models on the fine-tuning dataset for each client, and evaluate the models using each client’s respective validation datasets.

## B.3. Shakespeare

Shakespeare is a language modeling dataset built from the collective works of William Shakespeare and first used in (McMahan et al., 2017) as a federated learning task. The dataset consists of 715 ”actors”, each with their own distinct method of talking. Each client’s lines are partitioned into training and test sets. The natural language processing task here is to perform next character prediction. To do so, we use an RNN that takes a series of 80 characters as input, passes it through the model, and outputs a sequence of characters formed by shifting the input sequence by one. This way, the last character is the new character we are actually trying to predict.

The model architecture for the Shakespeare character prediction task is shown in Table 7.

Table 7. Shakespeare model architecture.

Layer	Output Shape	# of Trainable Parameters
Input	80	0
Embedding	(80, 8)	720
LSTM	(80, 256)	271360
LSTM	(80, 256)	575312
Dense	(80, 90)	23130

#### B.4. StackOverflow

StackOverflow is a language modeling dataset consisting of questions and answers from the site Stack Overflow. The dataset contains 342,477 unique users which we use as clients. We perform next-word prediction on this dataset.

**Preprocessing** For this task, we restrict the dataset to 10,000 most frequently used words, restrict each client such that they have at most 1000 sentences in their dataset. We then truncate or pad the data such that each sentence has 21 words (20 words are used as the input sequence, and the last word is the predicted output). We then represent the sentence as a sequence of indices corresponding to the 10,000 most frequently used words. Our RNN model embeds these sequences into a learned 96-dimensional space. It then feeds the embedded words into a single LSTM layer, followed by two densely connected layers with a softmax activation at the end. The model architecture for the StackOverflow next word prediction task is shown in Table 8.

Table 8. StackOverflow model architecture

Layer	Output Shape	# of Trainable Parameters
Input	20	0
Embedding	(20, 8)	960000
LSTM	(20, 256)	2055560
Dense	(20, 256)	64416
Dense	(10000)	970000