

Weisfeiler and Leman Go Walking: Random Walk Kernels Revisited

Nils M. Kriege

Faculty of Computer Science, University of Vienna, Vienna, Austria
Research Network Data Science, University of Vienna, Vienna, Austria
nils.kriege@univie.ac.at

Abstract

Random walk kernels have been introduced in seminal work on graph learning and were later largely superseded by kernels based on the Weisfeiler-Leman test for graph isomorphism. We give a unified view on both classes of graph kernels. We study walk-based node refinement methods and formally relate them to several widely-used techniques, including Morgan’s algorithm for molecule canonization and the Weisfeiler-Leman test. We define corresponding walk-based kernels on nodes that allow fine-grained parameterized neighborhood comparison, reach Weisfeiler-Leman expressiveness, and are computed using the kernel trick. From this we show that classical random walk kernels with only minor modifications regarding definition and computation are as expressive as the widely-used Weisfeiler-Leman subtree kernel but support non-strict neighborhood comparison. We verify experimentally that walk-based kernels reach or even surpass the accuracy of Weisfeiler-Leman kernels in real-world classification tasks.

1 Introduction

Machine learning with graph-structured data has various applications, from bioinformatics to social network analysis to drug discovery and has become an established research field. Graph kernels [25, 5] and graph neural networks (GNNs) [43] are two widely-used techniques for learning with graphs, the latter of which has recently received significant research interest. Technically, various methods of both categories exploit the link between graph data and linear algebra by representing graphs by their (normalized) adjacency matrix. Such methods are often defined or can be interpreted in terms of walks. On the other hand, the Weisfeiler-Leman (Weisfeiler-Leman) heuristic for graph isomorphism testing has attracted great interest in machine learning [32, 33]. This classical graph algorithm has been studied extensively in structural graph theory and logic, and its expressive power, i.e., its ability to distinguish non-isomorphic graphs, is well understood [3]. The Weisfeiler-Leman method turned out to be suitable to derive powerful and efficient graph kernels [39]. Moreover, it is closely related to GNNs [44, 30, 13], linking them, e.g., to results from logics [14].

Several results have paved the way for these insights. The seminal work by Kersting et al. [21] links algebraic methods and the combinatorial Weisfeiler-Leman algorithm showing that it can be understood in terms of walks and simulated by iterated matrix products. A comprehensive view of the expressive power of linear algebra on graphs was recently given by Geerts [12]. GNNs are closely related to algebraic methods but involve activation functions and learnable weights. Morris et al. [30] has shown that (i) the expressive power of GNNs is limited by the Weisfeiler-Leman algorithm, and (ii) that GNN architectures exist that reach this expressive power for suitable weights. Independently, Xu et al. [44] obtained the same result by using injective set functions computable by multilayer perceptrons [45]. Most recently, Geerts et al. [13] has proven that already the early GCN layer-based architectures [22] achieve the expressive power of the Weisfeiler-Leman test with only a minor modification already mentioned in the original publication.

Random walk kernels [11, 20] have been the starting point of a long line of research in graph kernels, see [25, 5] for details. An extension of random walk kernels is based on so-called tree patterns, which may contain repeated nodes just like walks [36, 27]. A cornerstone in the development of graph kernels is the Weisfeiler-Leman graph kernel [39], which in contrast to tree pattern kernels, relies on entire node neighborhoods instead of all subsets. This restriction allowed manageable feature vectors and led to a significant improvement in terms of both running time and classification accuracy. Several other kernels based on the Weisfeiler-Leman test have been proposed, e.g., combining it with optimal assignments [23] or the Wasserstein distance [41]. Graph kernels inspired the development of neural modules based on random walks and Weisfeiler-Leman labels [26]. Chen et al. [7] introduced multilayer-kernels conceptually similar to GNN layers and relates random walk and Weisfeiler-Leman kernels in this framework for graphs, where the node labels induce a unique bijection between neighbors. Dell et al. [8] recently established the equivalence in expressive power between tree patterns formalized as homomorphism counts of trees and the Weisfeiler-Leman method. On this basis, homomorphism counts were quickly adapted for graph classification [34]. The classical Weisfeiler-Leman kernel [39] as well as the works [26, 7, 34] enumerate graph features and generate (approximate) feature vectors. In contrast, the classical random walk kernel is computed using the kernel trick and thus operates implicitly in a high dimensional features space. The advantages and disadvantages of fixed-size graph embeddings are subject to recent research [24, 2]. Nowadays, random walk kernels are widely abandoned, while Weisfeiler-Leman kernels remain an important baseline method performing competitively on many real-world datasets [25, 5].

Our Contribution. We formally relate random walks in labeled graphs and the Weisfeiler-Leman method and link random walk kernels and the Weisfeiler-Leman subtree kernel. Starting from a combinatorial perspective, we consider walk-based label refinement and relate it to the Weisfeiler-Leman method. We extend the concept to fine-grained pairwise node similarities that satisfy the kernel properties and are computed via algebraic techniques using the kernel trick similarly to random walk kernels. From the node similarities, we derive a *node-centric* walk kernel on graphs. This kernel generalizes the classical random walk kernel [11] and al-

lows grouping of walks by their start node. We show that grouping significantly improves the expressive power of random walk kernels and, with a minor modification, reaches the expressive power of the Weisfeiler-Leman method. Kernel parameters controls the grouping of walks and allow to interpolate between random walk and Weisfeiler-Leman type kernels. We verify our theoretical results on real-world graphs for which our approach reaches high accuracies, surpassing the Weisfeiler-Leman subtree kernel in some cases.

2 Fundamentals

We aim at establishing formal links between random walks, Weisfeiler-Leman refinement, and corresponding kernels. We review the basics of these methods and refer the reader to recent surveys for further details [25, 33]. We proceed by introducing the notation used.

2.1 Definitions and notation

An (undirected) *graph* G is a pair (V, E) with *nodes* V and *edges* $E \subseteq V^2$, where $(u, v) \in E \Leftrightarrow (v, u) \in E$. A graph may be endowed with a (node) *labeling* $\sigma: V \rightarrow \Sigma$. The *labels* Σ can be arbitrary structures such as (multi)sets but are typically represented by or mapped to integers. We denote sets by $\{\cdot\}$ and multisets allowing multiple instances of the same element by $\{\!\!\{\cdot\}\!\!\}$. We refer to the *neighbors* of a node u by $\mathcal{N}(u) = \{v \in V \mid (u, v) \in E\}$. Two graphs $G = (V, E)$ and $H = (V', E')$ are *isomorphic*, written $G \simeq H$, if there is a bijection $\psi: V \rightarrow V'$ such that $(u, v) \in E \Leftrightarrow (\psi(u), \psi(v)) \in E'$ for all u, v in V . For labeled graphs, additionally $\sigma(v) = \sigma(\psi(v))$ must hold for all $v \in V$; for two graphs with roots $r \in V$ and $r' \in V'$, $\psi(r) = r'$ must be satisfied. The map ψ is called *isomorphism*. An isomorphism of a graph to itself is called *automorphism*. A labeling σ is said to *refine* a labeling η , denoted by $\sigma \sqsubseteq \eta$, if for all nodes u and v , $\sigma(u) = \sigma(v)$ implies $\eta(u) = \eta(v)$; we write $\sigma \equiv \eta$ if $\sigma \sqsubseteq \eta$ and $\eta \sqsubseteq \sigma$. A *label refinement* is a sequence of labelings $(\sigma^{(0)}, \sigma^{(1)}, \dots)$ such that $\sigma^{(i)}$ refines $\sigma^{(i-1)}$ for all $i > 0$. A function $k: \mathcal{X} \times \mathcal{X} \rightarrow \mathbb{R}$ is a *kernel* on \mathcal{X} , if there is a Hilbert space $(\mathcal{H}, \langle \cdot, \cdot \rangle)$ and a map $\phi: \mathcal{X} \rightarrow \mathcal{H}$, such that $k(x, y) = \langle \phi(x), \phi(y) \rangle$ for all $x, y \in \mathcal{X}$. A kernel on the set of graphs is a *graph kernel*. We denote by k_δ the Dirac kernel with $k_\delta(x, y) = 1$ if $x = y$ and 0 otherwise. We write vectors and matrices in bold, using capital letters for the latter, and denote the column vector of ones by $\mathbf{1}$.

2.2 Random walk kernels

The classical random walk kernel proposed by Gärtner et al. [11] compares two graphs with discrete labels by counting their *common walks*, i.e., the pairs of walks with the same label sequence. Let $\mathcal{W}_i(G)$ be the set of all walks of length i in a graph G . For a walk $w = (v_1, v_2, \dots)$ let $\sigma(w) = (\sigma(v_1), \sigma(v_2), \dots)$ denote its label sequence.

Definition 1 (ℓ -step random walk kernel). Let $\lambda_i \in \mathbb{R}_{\geq 0}$ for $i \in \{0, \dots, \ell\}$ be a sequence of weights, the ℓ -step random walk kernel is

$$K_{\times}^{\ell}(G, H) = \sum_{i=0}^{\ell} \lambda_i \sum_{w \in \mathcal{W}_i(G)} \sum_{w' \in \mathcal{W}_i(H)} k_{\delta}(\sigma(w), \sigma(w')).$$

Random walk kernels can be computed based on a product graph using the kernel trick.

Definition 2 (Direct product graph). For two labeled graphs $G = (V, E)$ and $H = (V', E')$ the *direct product graph* $G \times H$ is the graph $(\mathcal{V}, \mathcal{E})$ with

$$\begin{aligned} \mathcal{V} &= \{(v, v') \in V \times V' \mid \sigma(v) = \sigma(v')\}, \\ \mathcal{E} &= \{((u, u'), (v, v')) \in \mathcal{V}^2 \mid (u, v) \in E \wedge (u', v') \in E'\}. \end{aligned}$$

Lemma 3. There is a bijection between $\mathcal{W}_i(G \times H)$ and $\{(w, w') \in \mathcal{W}_i(G) \times \mathcal{W}_i(H) \mid \sigma(w) = \sigma(w')\}$, $\forall i \geq 0$.

Using Lemma 3, the ℓ -step random walk kernel is computed from the adjacency matrix A_{\times} of $G \times H$ by matrix products or iterated matrix-vector multiplication as

$$K_{\times}^{\ell}(G, H) = \sum_{i,j}^{|V|} \left[\sum_{k=0}^{\ell} \lambda_k A_{\times}^k \right]_{ij} = \sum_{i=1}^{|V|} \left[\sum_{k=0}^{\ell} \lambda_k \mathbf{w}^{(k)} \right]_i$$

with $\mathbf{w}^{(k)} = A_{\times} \mathbf{w}^{(k-1)}$ and $\mathbf{w}^{(0)} = \mathbf{1}$. The *random walk kernel* K_{\times} is defined as the limit K_{\times}^{∞} , where $\lambda = (\lambda_0, \lambda_1, \dots)$ is chosen such that the sum converges [11, 40]. A well-studied instantiation is the *geometric random walk kernel* using weights $\lambda_i = \gamma^i$, $i \in \mathbb{N}$, where $\gamma < \frac{1}{a}$ with $a \geq \min\{\Delta^+(G \times H), \Delta^-(G \times H)\}$ guarantees convergence [11]. For this choice, the kernel can be computed in polynomial-time applying an analytical expression based on matrix inversion. Efficient methods of computation have been studied extensively [42, 19]. However, theoretical and empirical results suggest that the benefit of using walks of infinite length as in the geometric random walk kernel is limited [40, 24]. Random walk kernels can be extended to score the similarity of walks instead of requiring their labels to match exactly, making them suitable for graphs with arbitrary node and edge attributes compared by dedicated kernels [16, 42, 24]. The accuracy and running time of random walk kernels can be improved by refining vertex labels in a preprocessing step leading to sparse product graphs [28, 24, 18].

2.3 Weisfeiler-Leman refinement and graph kernels

The Weisfeiler-Leman method, often referred to as *color refinement*, initially assigns labels $wl^{(0)}(v) = \sigma(v)$ to all nodes v (or uniform labels if graphs are unlabeled) and then iteratively

computes new labels for all v in V as

$$\text{wl}^{(i+1)}(v) = \left(\text{wl}^{(i)}(v), \{\{\text{wl}^{(i)}(w) \mid w \in \mathcal{N}(v)\}\} \right).$$

Convergence is reached when $\text{wl}^{(i)}(u) = \text{wl}^i(v) \iff \text{wl}^{(i+1)}(u) = \text{wl}^{(i+1)}(v)$ holds for all $u, v \in V$ and we denote the corresponding stable labeling by $\text{wl}^{(\infty)}$. In practice, nested multisets are avoided by applying an injective map from multisets to integers after every iteration. For all $j \geq i$, $\text{wl}^{(j)} \sqsubseteq \text{wl}^{(i)}$ holds. The stable partition $\text{wl}^{(\infty)}$ is refined by the orbit labeling assigning two nodes u, v the same label if and only if there is an automorphism ψ with $\psi(u) = \psi(v)$.

In graph isomorphism testing, only the final stable labeling $\text{wl}^{(\infty)}$ is of interest, while in graph kernels, only the first few iterations are used. The *Weisfeiler-Leman subtree kernel* [39] K_{WL}^ℓ computes the first ℓ iterations and maps graphs to feature vectors counting the number of nodes in the graph for every label, which is equal to

$$K_{\text{WL}}^\ell(G, H) = \sum_{i=0}^{\ell} \sum_{u \in V(G)} \sum_{v \in V(H)} k_\delta(\text{wl}^{(i)}(u), \text{wl}^{(i)}(v)).$$

3 Comparing nodes by walks

We propose to compare the nodes of one or multiple graphs according to the walks originating at them. We start with discrete walk labelings and characterize their ability to distinguish nodes relating the approach to classical methods and results for unlabeled graphs, namely Morgan’s algorithm, walk partitions and Weisfeiler-Leman refinement. Then we focus on the pairwise node comparison and propose walk kernels on nodes, which are extended to reach the expressiveness of the Weisfeiler-Leman method.

3.1 Walk labelings and their properties

We consider graphs with discrete labels. For a node v in a graph G , we define $\mathcal{W}_i(v)$ as the set of walks of length i in G starting in v . We associate with every node v a label $\text{rw}^{(i)}(v)$ representing the the label sequences of the walks originating at v , i.e., $\text{rw}^{(i)}(v) = \{\{\sigma(w) \mid w \in \mathcal{W}_i(v)\}\}$. This does not yield a label refinement, since $\text{rw}^{(i+1)}$ not necessarily refines $\text{rw}^{(i)}$. For a counterexample consider nodes f and g in Figure 1a, for which $\text{rw}^{(1)}(f) \neq \text{rw}^{(1)}(g)$, but $\text{rw}^{(2)}(f) = \text{rw}^{(2)}(g)$. To guarantee that two nodes once labeled different will obtain different labels in all subsequent iterations, we consider all walks up to a given length ℓ and define $\mathcal{W}_\ell^+(v) = \bigcup_{i=0}^{\ell} \mathcal{W}_i(v)$.

Definition 4 (ℓ -walk label). The ℓ -walk label of a node v is $\text{rw}_+^{(\ell)}(v) = \{\{\sigma(w) \mid w \in \mathcal{W}_\ell^+(v)\}\}$.

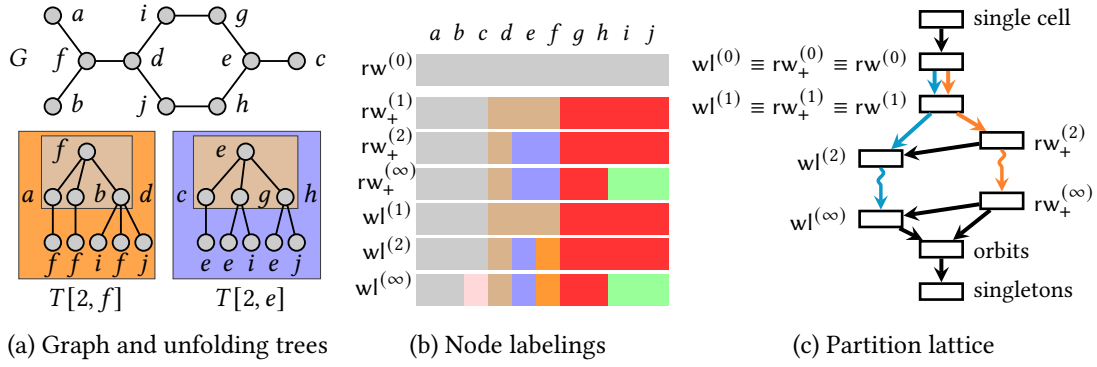


Figure 1: Label refinement using walks and the Weisfeiler-Leman method. (a) shows an unlabeled graph G and two unfolding trees of depth two rooted at node f and e , respectively. Since the trees are not isomorphic, $wl^{(2)}(f) \neq wl^{(2)}(e)$. However, $rw_+^{(2)}(f) = rw_+^{(2)}(e)$, since the trees have the same number of nodes with uniform labels on each level. (b) shows the corresponding node partitions after one and two steps and at convergence (labels are represented by colors and reused in each iterations for simplicity) illustrating that $wl^{(\infty)} \neq rw_+^{(\infty)}$ holds for G . (c) shows a part of the lattice associated with label refinement relating both methods, where an arrow from η to σ denotes $\sigma \sqsubseteq \eta$.

Since $rw_+^{(i)}(v) \subseteq rw_+^{(i+1)}(v)$ for all v in V and walks of different length have different label sequences, it immediately follows that $rw_+^{(i+1)} \sqsubseteq rw_+^{(i)}$. We say that two nodes u and v are ℓ -walk indistinguishable if $rw_+^{(\ell)}(u) = rw_+^{(\ell)}(v)$. We call u and v walk indistinguishable if they are ∞ -walk indistinguishable.

3.1.1 Relation to Morgan's algorithm

Morgan [29] proposed a method to generate canonical representations for molecular graphs. To reduce ambiguities each node v is endowed with its *extended connectivity* $ec(v)$. Let $G = (V, E)$ be a (molecular) graph, initially we assign $ec^{(1)}(v) = \deg(v)$ to every node v in V , where $\deg(v)$ is the degree of v . Then, the values $ec^{(i)}(v)$ are computed iteratively for $i \geq 2$ and all nodes v in V as

$$ec^{(i)}(v) = \sum_{u \in N(v)} ec^{(i-1)}(u),$$

until $|\{ec^{(i)}(v) \mid v \in V\}| \leq |\{ec^{(i+1)}(v) \mid v \in V\}|$. Then, $ec^{(i)}(v)$ is the final extended connectivity of the node v . For all $i \geq 1$ the extended connectivity values $ec^{(i)}$ are equivalent to the row (or column) sums of the i th power of the adjacency matrix, i.e., $A^i \mathbf{1}$, which gives the number of walks of length i starting at each node [37, 9]. We relate the extended connectivity to walk labelings.

Proposition 5. For $i \geq 1$ and all graphs, $\text{rw}^{(i)} \sqsubseteq \text{ec}^{(i)}$ holds with $\text{rw}^{(i)} \equiv \text{ec}^{(i)}$ in the case of unlabeled graphs.

Proof. From the definition of walk labelings we conclude $|\text{rw}^{(i)}(u)| = \text{ec}^{(i)}(u)$ for all u in V . Hence, $\text{rw}^{(i)}(u) = \text{rw}^{(i)}(v) \implies \text{ec}^{(i)}(u) = \text{ec}^{(i)}(v)$. Vice versa, $\text{ec}^{(i)}(u) = \text{ec}^{(i)}(v)$ is a necessary condition for $\text{rw}^{(i)}(u) = \text{rw}^{(i)}(v)$. For unlabeled graphs, all walks have the same label sequence and $\text{rw}^{(i)}$ contains multiple instance of a single label sequence for all nodes, proving the equivalence. \square

3.1.2 Relation to walk partitions

Powers and Sulaiman [35] studied the *walk partition* of a graph with adjacency matrix \mathbf{A} , which is obtained from the $n \times \ell$ matrix $\mathbf{W}^{(\ell)} = [\mathbf{1}, \mathbf{A}\mathbf{1}, \mathbf{A}^2\mathbf{1}, \dots, \mathbf{A}^{\ell}\mathbf{1}]$. We define a node labeling wp , where the i th node is assigned its row vector, i.e., $\text{wp}(i) = \mathbf{W}_{i,\cdot}^{(\ell)}$. With Proposition 5 we directly obtain the following result.

Proposition 6. For $i \geq 0$ and all graphs, $\text{rw}_+^{(i)} \sqsubseteq \text{wp}^{(i)}$ holds with $\text{rw}_+^{(i)} \equiv \text{wp}^{(i)}$ in the case of unlabeled graphs.

For unlabeled graphs, it is known that $\text{wl}^{(\infty)} \sqsubseteq \text{wp}^{(\infty)}$ and both coincide for many graphs [35].

3.1.3 Relation to the Weisfeiler-Leman method

The Weisfeiler-Leman labels encode neighborhood patterns. The *unfolding tree* $T[n, v]$ of depth n at the node v is defined recursively as the tree with root v and children $\mathcal{N}(v)$. Each child $w \in \mathcal{N}(v)$ is the root of the unfolding tree $T[n-1, w]$ and $T[0, w] = (\{w\}, \emptyset)$. The labels of the original graph are preserved in the unfolding tree.

Lemma 7 (Folklore). For $\ell \geq 0$ and nodes u and v , $\text{wl}^{(\ell)}(u) = \text{wl}^{(\ell)}(v) \iff T[\ell, u] \simeq T[\ell, v]$.

As unfolding trees also encode walks we can relate Weisfeiler-Leman and walk labelings. For an unfolding tree $T[\ell, v]$, let $\text{PL}(T[\ell, v])$ denote the set of unique paths from the root v and a leaf.

Lemma 8. Let $\ell \geq 0$ and v a node, then $\text{PL}(T[\ell, v]) = \mathcal{W}_\ell(v)$.

Proof. For a walk $(v = v_0, \dots, v_\ell)$ we have $v_{i+1} \in \mathcal{N}(v_i)$ and hence a path in $\text{PL}(T[\ell, v])$ exists. Vice versa, every path in $\text{PL}(T[\ell, v])$ is a walk of length ℓ starting at v . \square

Since $T[\ell, u] \simeq T[\ell, v]$ implies $\text{PL}(T[\ell, u]) = \text{PL}(T[\ell, v])$ for all $i \in \{0, \dots, \ell\}$ we conclude.

Proposition 9. Let $\ell \in \mathbb{N}_0$, then $wl^{(\ell)} \sqsubseteq rw_+^{(\ell)} \sqsubseteq rw^{(\ell)}$.

Vice versa, for $\ell = 0$ or $\ell = 1$, $PL(T[\ell, u]) = PL(T[\ell, v])$ implies $T[\ell, u] \simeq T[\ell, v]$, since the unfolding tree consists of a single node or is a star graph, respectively.

Proposition 10. It holds $wl^{(0)} \equiv rw_+^{(0)} \equiv rw^{(0)}$ and $wl^{(1)} \equiv rw_+^{(1)} \equiv rw^{(1)}$.

Figure 1 illustrates the relations and shows an example, where the refinement relation is strict. In this sense the walk labeling is weaker than the Weisfeiler-Leman labeling. This does not necessarily mean that it is less suitable for learning tasks. We study the difference of the two techniques on common benchmark datasets in Section 5.

3.2 Pairwise node comparison

In the previous section, two walks were considered equal if they exhibit the same label sequence and two nodes have the same walk label if the multisets of walks originating at them are equal. We define the functions k_ℓ and k_ℓ^+ between nodes that measure the similarity based on walks in a more fine-grained manner as

$$k_\ell^+(u, v) = \sum_{i=0}^{\ell} k_i(u, v) \quad \text{with} \quad k_\ell(u, v) = \sum_{w \in \mathcal{W}_\ell(u)} \sum_{w' \in \mathcal{W}_\ell(v)} \prod_{i=0}^{\ell} k_V(u_i, v_i), \quad (1)$$

where $w = (u=u_0, u_1, \dots, u_\ell)$, $w' = (v=v_0, v_1, \dots, v_\ell)$ and k_V is a user-defined function measuring the similarity of nodes, e.g., by taking possible continuous attributes into account. Assuming that k_V is a kernel on nodes, it follows from the concept of convolution kernels and basic closure properties [38] that k_ℓ^+ again is a kernel. We denote its feature map by ϕ_ℓ^+ and refer the reader to [24] for the tools to construct feature vectors. For now, we assume w.l.o.g. that $k_V(u, v) = k_\delta(\sigma(u), \sigma(v))$. In this case a possible feature map ϕ_ℓ^+ takes v to a vector having a component for every possible label sequence s of length at most ℓ and counts the number of walks w starting at v with $\sigma(w) = s$, i.e., it is the characteristic vector of the multiset $rw_+^{(\ell)}(v)$. From this, we obtain a new parameterized kernel that allows controlling the strictness of neighborhood comparison and the importance of walk counts.

Definition 11 (Generalized ℓ -walk node kernel). Let $\alpha \in \mathbb{R}_{\geq 0}$, the *generalized ℓ -walk node kernel* is

$$\hat{k}_\ell^+(u, v; \alpha) = \exp\left(-\alpha \|\phi_\ell^+(u) - \phi_\ell^+(v)\|_2^2\right) \quad (2)$$

$$= \exp\left(-\alpha (k_\ell^+(u, u) + k_\ell^+(v, v) - 2k_\ell^+(u, v))\right). \quad (3)$$

This is a Gaussian kernel, where the Euclidean distance is substituted by the kernel distance associated with k_ℓ^+ , which yields a valid kernel [15]. The kernel distance can be computed using the kernel trick according to (3).

We proceed by relating the generalized ℓ -walk node kernel to walk labelings.

Proposition 12. For $\alpha > 0$, the equality $\hat{k}_\ell^+(u, v; \alpha) = 1$ holds if and only if u and v are ℓ -walk indistinguishable, i.e., $\text{rw}_+^{(\ell)}(u) = \text{rw}_+^{(\ell)}(v)$.

Proof. For $\alpha \neq 0$, the Gaussian kernel is one if and only if the Euclidean distance is zero, i.e., $\phi_\ell^+(u) = \phi_\ell^+(v)$. With the feature map of k_ℓ^+ that maps v to the characteristic vector of the multiset $\text{rw}_+^{(\ell)}(v)$ the result follows immediately. \square

Other normalized kernels \tilde{k} satisfying $\tilde{k}(x, y) = 1$ if and only if $x = y$ are known [1, 10], but cannot be controlled with a parameter α in a similar way. For $\alpha = 0$, we have $\hat{k}_\ell^+(u, v) = 1$. For $\alpha \rightarrow \infty$, we have $\hat{k}_\ell^+(u, v) = 0$ unless u and v are ℓ -walk indistinguishable. In particular, we can relate the generalized ℓ -walk node kernel to walk labelings.

Corollary 13. For $\alpha \rightarrow \infty$, the image of \hat{k}_ℓ^+ is $\{0, 1\}$ and $\hat{k}_\ell^+(u, v) = 1 \iff \text{rw}_+^{(\ell)}(u) = \text{rw}_+^{(\ell)}(v)$.

3.2.1 Computation

Computing walk labelings for labeled graphs by enumerating walks is prohibitive. We employ a techniques based on direct product graphs introduced for the computation of random walk kernels, see Section 2.2. Using Lemma 3 we can compute the generalized ℓ -walk node kernel by counting the walks in the direct product graph with the techniques described above. Algorithm 1 realizes this approach and computes the kernel for all pairs of nodes having a non-zero value. The vectors \mathbf{w} and \mathbf{w}^+ each have one entry for each node (u, v) in the direct product graph, which after the i th iteration stores the value of $k_i(u, v)$ and $k_i^+(u, v)$, respectively. In line 8 the generalized ℓ -walk node kernel is computed according to Definition 11 based on the three values $k_i^+(u, v)$, $k_i^+(u, u)$ and $k_i^+(v, v)$ using the kernel trick. The symmetry of kernels is reflected by symmetries in the direct product graph $G \times G$ which can be exploited to speed-up computation. Line 9 is optional and increases expressivity as discussed in Section 3.2.2. The method of computation can be extended to incorporate vertex and edge kernels by using a weighted adjacency matrix and initializing $\mathbf{w}^{(0)}$ according to the vertex kernel, see [24] for details. Moreover, the limit $\ell \rightarrow \infty$ can be computed by introducing suitable weights and well-known techniques proposed for random walk kernels, see Section 2.2.

3.2.2 Weisfeiler-Leman expressiveness

We can modify Algorithm 1 to perform a re-encoding in every iteration to achieve Weisfeiler-Leman expressiveness for $\alpha \rightarrow \infty$ by adding line 9 (highlighted in blue).

Proposition 14. For $\ell > 0$, Algorithm 1 including line 9 and $\alpha \rightarrow \infty$ computes $\hat{k}_\ell^{+\text{WL}}$ with image $\{0, 1\}$ and $\hat{k}_\ell^{+\text{WL}}(u, v) = 1 \iff \text{wl}^{(\ell)}(u) = \text{wl}^{(\ell)}(v)$.

<p>Input: Graph $G = (V, E)$, parameters ℓ and α.</p> <p>Output: Kernel matrices $K^{(i)}$ and $\hat{K}^{(i)}$ storing k_i and \hat{k}_i^{WL} for $i \leq \ell$, respectively.</p> <pre style="font-family: monospace; margin: 0;"> 1 $A_\times \leftarrow$ adjacency matrix of $G \times G$ 2 $\mathbf{w} \leftarrow \mathbf{1}; \quad \mathbf{w}^+ \leftarrow \mathbf{w}$ 3 for $i \leftarrow 1$ to ℓ do 4 $\mathbf{w} \leftarrow A_\times \mathbf{w}$ 5 $\mathbf{w}^+ \leftarrow \mathbf{w}^+ + \mathbf{w}$ 6 forall $(u, v) \in V(G \times G)$ do 7 $K_{uv}^{(i)} \leftarrow w_{uv}$ 8 $\hat{K}_{uv}^{(i)} \leftarrow e^{-\alpha(w_{uu}^+ + w_{vv}^+ - 2w_{uv}^+)}$ 9 $\left[\begin{array}{l} w_{uv} \leftarrow \hat{K}_{uv}^{(i)} \end{array} \right]$ </pre> <p style="margin-left: 200px;">\triangleright Computation via kernel trick, cf. Equation (3)</p> <p style="margin-left: 200px;">\triangleright Reaches Weisfeiler-Leman expressiveness</p>
--

Algorithm 1: Generalized ℓ -walk node kernel

Proof. The construction of the direct product graph and Corollary 13 with Proposition 10 guarantee that the statement is satisfied initially for $i = 1$. For $\alpha \rightarrow \infty$, $\hat{K}_{uv}^{(i)} = 1$ if and only if $w_{uu}^+ = w_{vv}^+ = w_{uv}^+$ in iteration i , and zero otherwise. Assume that the equivalence holds in iteration i , then the vector \mathbf{w} contains ones for the node pairs (u, v) with $wl^{(i)}(u) = wl^{(i)}(v)$ and $w_{uu}^+ = w_{vv}^+ = w_{uv}^+$. Hence, in iteration $i + 1$ after line 4, \mathbf{w} counts for each node pair the number of matching neighbors regarding $wl^{(i)}$. After adding these values to \mathbf{w}^+ , it directly follows that, if $wl^{(i+1)}(u) = wl^{(i+1)}(v)$, then $w_{uu}^+ = w_{vv}^+ = w_{uv}^+$ and $\hat{K}_{uv}^{(i+1)} = 1$ in line 8. Vice versa, $\hat{K}_{uv}^{(i+1)} = 1$ if and only if $w_{uu}^+ = w_{vv}^+ = w_{uv}^+$, which implies $w_{uu} = w_{vv} = w_{uv}$. In combination with $\sigma(u) = \sigma(v)$ from Definition 2, we conclude $wl^{(i+1)}(u) = wl^{(i+1)}(v)$. \square

4 Comparing graphs by walks

We define a graph kernel based on the generalized ℓ -walk node kernel obtained from the Cartesian product of the node sets of the two input graphs.

Definition 15 (Node-centric ℓ -walk graph kernel). Given $\alpha, \beta \in \mathbb{R}_{\geq 0}$, the *node-centric ℓ -walk graph kernel* is defined as

$$K_\ell^+(G, H; \alpha, \beta) = \sum_{i=0}^{\ell} \sum_{u \in V(G)} \sum_{v \in V(H)} \hat{k}_i^+(u, v; \alpha) k_i^\beta(u, v). \quad (4)$$

The node-centric ℓ -walk graph kernel combines the generalized ℓ -walk node kernel of Definition 11 with a polynomial of the kernel k_i , which can incorporate continuous attributes via a dedicated node kernel k_V , cf. Equation (1). We show in the following that Definition 15 resembles two widely-used graph kernels from the literature for certain parameter choices.

4.1 Relation to random walk and Weisfeiler-Leman subtree kernels

Random walk kernels, see Section 2.2, are closely related to the node-centric ℓ -walk graph kernel.

Proposition 16. The node-centric ℓ -walk graph kernel for $\alpha = 0$ and $\beta = 1$ is equal to the ℓ -step random walk kernel with $\lambda_i = 1$ for $i \in \{0, \dots, \ell\}$, i.e., $K_i^+(G, H; 0, 1) = K_\times^\ell(G, H)$.

Proof. The parameter choice guarantees that $\hat{k}_i^+(u, v; \alpha)k_i^\beta(u, v) = k_i(u, v)$. Hence, this kernel sums over all pairs of walks (w, w') of length less or equal to ℓ . Since $k_\delta(\sigma(w), \sigma(w')) = \prod_j k_\delta(\sigma(u_j), \sigma(v_j))$, where $w = (u_0, u_1, \dots)$, $w' = (v_0, v_1, \dots)$, this corresponds to Definition 1. \square

This result also holds for the limit $\ell \rightarrow \infty$ if we assume that walks are adequately down-weighted by their length to guarantee convergence.

In random walk kernels a pair of vertices, that both have a large neighborhood, have a great ability to contribute strongly to the total kernel value, since a large number of walks originates at them. In the Weisfeiler-Leman subtree kernel the same pair contributes a value bounded by ℓ depending on whether their neighborhood matches exactly. By setting α sufficiently high and $\beta = 0$, it follows from Corollary 13 that the node-centric ℓ -walk graph kernel also follows this approach, but uses walk labelings instead. Our discussion of walk labelings and their relation to Weisfeiler-Leman labels suggest that these are only slightly less expressive. We hypothesize that this conceptual difference is crucial and allows the Weisfeiler-Leman kernel to outperform previous walk-based kernels. We verify this experimentally in Section 5. Moreover, by applying the iterated re-encoding described in Section 3.2.2, we obtain exactly the same value as the Weisfeiler-Leman subtree kernel for $\alpha \rightarrow \infty$ and $\beta = 0$. Other parameter choices allow for a less strict comparison, which is not possible with the Weisfeiler-Leman subtree kernel.

4.2 Computation

We can compute the node-centric ℓ -walk graph kernel for two graph G and H by applying Algorithm 1 to their union $G \cup H$ and plugging the results stored in the two kernel matrices $\mathbf{K}^{(i)}$ and $\hat{\mathbf{K}}^{(i)}$ into Equation (4). This can be optimized by exploiting the structural properties of the direct product graph.

Proposition 17. Let G and H be two graphs, then the direct product graph of their union $P = G \cup H$ is $P \times P = (G \times G) \cup (G \times H) \cup (H \times G) \cup (H \times H)$.

Proof. The result follows from Definition 2 with the fact that the vertex and edge sets of G and H are disjoint. \square

As there are no walks between disconnected components, we can run Algorithm 1 separately on the product graphs $G \times H$, $G \times G$ and $H \times H$, ignoring $H \times G$ due to symmetry. Moreover, if we compute the kernel for all pairs of graphs in a dataset \mathcal{D} of graphs, we can compute all node self-similarities from product graphs $G \times G$ for all $G \in \mathcal{D}$ once in a preprocessing step. In this case, the overhead compared to the standard ℓ -step random walk kernel is only minor and is mainly attributed to exponentiation. Direct computation via the directed product graph is not suitable for large-scale graphs [24]. However, existing acceleration techniques [42, 19, 18] remain applicable.

5 Experimental evaluation

We experimentally verify the hypotheses that have originated from our theoretical results. In particular, we aim to answer the following research questions.

- Q1** Is the Weisfeiler-Leman subtree kernel more expressive than walk-based kernels regarding their ability to distinguish non-isomorphic graphs on common benchmark datasets?
- Q2** Are our walk-based kernels competitive to the state-of-the-art regarding classification accuracy?
- Q3** Which level of strictness in walk-based neighborhood comparison is most suitable?

5.1 Experimental setup

We describe the kernels under comparison, their parameters and the used datasets. All experiments were performed on an Intel Xeon E5-2690v4 machine at 2.6GHz with 384 GB of RAM.

5.1.1 Kernels

As a baseline we included the *node label kernel* (VL) and *edge label kernel* (EL), which are the dot products on node and edge label histograms, respectively, see [40, 25]. For the Weisfeiler-Leman subtree kernel (WL), the ℓ -step random walk kernel (RW) and the node-centric ℓ -walk kernel (NCW) and its variant with WL expressiveness (NCWWL) we chose the iteration number and walk length from $\{0, \dots, 5\}$ by cross-validation. For RW, $\lambda_i = 1$ for $i \in \{0, \dots, \ell\}$ was used. For NCW and NCWWL, we selected α from $\{0.01, 0.1, 1, 1000\}$ and β from $\{0, 0.5, 1\}$. We have not included extensions of the WL such as [23, 41], which could also be applied similarly to the node-centric ℓ -walk graph kernel. In addition we used a *graphlet kernel* (GL3) and the shortest-path kernel (SP) [4]. GL3 is based on connected subgraphs with three nodes taking labels into account similar to the approach used by Shervashidze et al. [39]. For SP we used the Dirac kernel to compare path lengths. We implemented the node-centric ℓ -walk graph kernel as well as all baselines in Java. We performed classification experiments with the C-SVM implementation LIBSVM [6]. We report mean prediction accuracies and standard

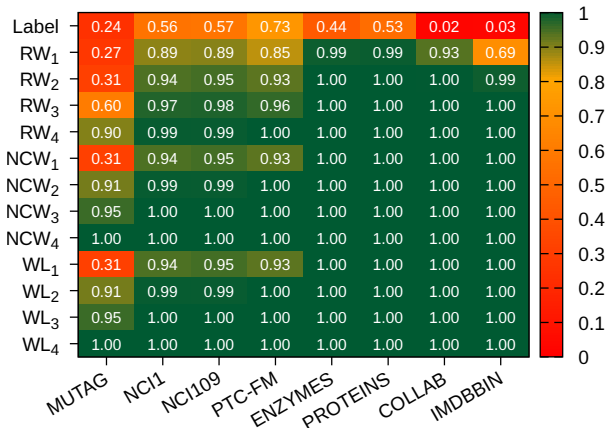


Figure 2: Expressiveness of walk and Weisfeiler-Leman labelings.

deviations obtained by 10-fold nested cross-validation repeated 10 times with random fold assignment. Within each fold all necessary parameters were selected by cross-validation based on the training set. This includes the regularization parameter C and kernel parameters.

5.1.2 Datasets

We tested on widely-used graph classification benchmarks datasets of the TuDATSETS repository [31] representing graphs from different domains. MUTAG, NCI1, NCI109 and PTC-FM represent small molecules, ENZYMES and PROTEINS are derived from macromolecules, and COLLAB and IMDBBIN are social networks. The datasets define binary graph classification experiments with exception of ENZYMES and COLLAB, which are divided into six and three classes, respectively. All graphs have node labels with exception of the social network graphs. We removed edge labels, if present, since they are not supported by all graph kernel implementations.

5.2 Results

We discuss our results and research questions.

Q1: Expressiveness. We investigate the expressiveness of the ℓ -step random walk kernel (RW_ℓ), the node-centric ℓ -walk graph kernel (NCW_ℓ) with $\alpha = 1000$ and $\beta = 0$, and the Weisfeiler-Leman subtree kernel (WL_ℓ). Since the used graph datasets contain duplicates [17], we filtered them such that for each isomorphism class a single representative remains. We computed the *completeness ratio* introduced by Kriege et al. [25], i.e., the fraction of graphs that can be distinguished from all other graphs in the dataset. Figure 2 confirms that with increasing parameter ℓ all methods become more expressive. For all datasets we observe that NCW_ℓ is clearly more expressive than RW_ℓ showing that grouping the walks according to their start node increases the expressive power. Moreover, NCW_ℓ achieves the same values as WL_ℓ for all

Table 1: Classification accuracies and standard deviations.

Method	Datasets							
	MUTAG	Nc11	Nc1109	PTC-FM	ENZYMES	PROTEINS	IMDBBIN	COLLAB
VL	85.4±0.7	64.8±0.1	63.6±0.2	58.0±0.7	23.6±0.9	72.1±0.2	46.7±1.1	56.2±0.0
EL	85.5±0.6	66.4±0.1	64.9±0.1	57.8±0.7	27.7±0.7	73.5±0.3	45.9±0.8	61.7±0.2
SP	83.3±1.4	74.3±0.3	73.3±0.1	60.4±1.7	39.2±1.4	73.8±0.4	48.0±0.8	68.2±0.1
GL3	85.2±0.9	70.5±0.2	69.3±0.2	57.9±1.4	30.1±1.2	72.9±0.4	50.7±0.8	66.7±0.1
WL	87.0±1.9	85.3±0.3	85.9±0.3	63.7±1.3	53.8±1.2	75.1±0.3	71.6±0.8	79.0±0.1
RW	87.8±0.9	75.4±0.2	74.5±0.1	57.3±1.7	33.9±0.9	73.4±0.6	68.4±0.5	56.2±0.0
NCW	86.9±0.9	85.5±0.2	85.9±0.2	63.4±1.2	54.8±1.0	74.8±0.5	70.4±0.8	79.4±0.1
NCWWL	87.1±1.2	85.5±0.2	86.3±0.2	62.3±1.0	55.2±1.2	74.8±0.5	—	—

ℓ . Although we have shown that walk labelings are weaker than Weisfeiler-Leman labelings, cf. Figure 1, this does not affect the ability to distinguish the considered real-world graphs. This confirms that walks provide expressive features when grouped at a node level.

Q2: Accuracy. Table 1 shows the resulting accuracies and standard deviations. For several datasets WL outperforms RW as expected, e.g., Nc11, Nc1109 and ENZYMES. In these cases NCW provides an accuracy close to WL and outperforms RW by a large margin, although both are based on walks and NCW is obtained with only a minor modification of RW. This clearly shows that node-centric walks are suitable for obtaining high accuracies. For ENZYMES, NCW reaches an accuracy higher than WL indicating that a higher expressiveness does not necessarily lead to better generalization. This suggests that a less strict comparison of neighborhoods can be beneficial for some of the datasets. NCWWL overall performs comparable to NCW but reaches slight improvements for several datasets.

Q3: Strict neighborhood comparison. NCW supports non-strict neighborhood comparison by tuning the parameter α and incorporates walk counts for increasing β leading to a kernel similar to WL and the ℓ -step random walk kernel for the extreme cases. We investigate the selection of these parameters in the above classification experiments. For each dataset 10-fold cross-validation was repeated 10 times leading to 100 classification experiments in total, for each of which the hyperparameters were optimized. The distribution of the selected values for α and β is shown in Figure 3. We observe that the choices vary between datasets. For the social network datasets there is a clear preference for $\beta = 0$, which explains the worse performance of the ℓ -step random walk kernels on these datasets. For Nc11 and Nc1109, $\alpha \geq 1$ and $\beta \leq 0.5$ were preferred leading to kernel values closer to WL, which is in accordance with the accuracy reached. Of particular interest is the dataset ENZYMES for which NCW and NCWWL provide the highest accuracies. Figure 3 shows that for this dataset, in most cases non-strict neighborhood comparison ($\alpha \leq 1$) with only a minor influence of walk counts ($\beta \leq 0.5$) was selected,

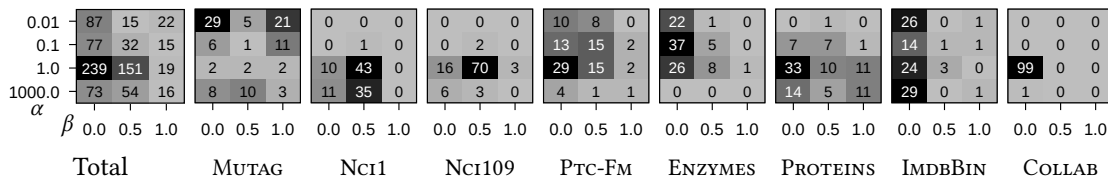


Figure 3: Selection of the parameters α (y-axis) and β (x-axis) of the node-centric ℓ -walk graph kernel on different datasets. Note that the element at the bottom left resembles Weisfeiler-Leman type kernels and the element at the top right the ℓ -step random walk kernel.

a choice not possible with previous kernels. Further investigation shows that the parameter $\ell = 2$ was selected in the majority of the cases for WL, while for NCW, $\ell = 4$ with $\alpha = 0.1$ or $\alpha = 0.01$ was selected most frequently. This indicates that for this dataset it is preferable to take larger neighborhoods into account but to compare them less strictly.

6 Conclusion and future work

We have contributed to the understanding of walk and Weisfeiler-Leman based methods showing that classical random walk kernels can be lifted to obtain the expressive power of the Weisfeiler-Leman subtree kernel, drastically increasing classification accuracy. While the direct product graph based approach is less efficient than the Weisfeiler-Leman method, its advantage is that we can control the strictness of neighborhood comparison and incorporate node and edge similarities for attributed graphs. Improving the running time and the application to attributed graphs remains future work.

Our results have implications beyond graphs kernels. In graph neural networks, the *bottleneck problem* [2] refers to the observation that node neighborhoods grow exponentially with increasing radius and thus cannot be represented accurately by a fixed-sized feature vector. This is a possible explanation for the weakness of GNNs in long-range tasks. The product graph based approach works with infinite-dimensional node embeddings using the kernel trick. Investigating the bottleneck problem in product graph based GNNs might shed more light into this phenomenon.

Acknowledgements

I would like to thank Floris Geerts for pointing me to the paper on walk partitions by Powers and Sulaiman [35]. I am grateful to the Vienna Science and Technology Fund (WWTF) for supporting me through project VRG19-009.

References

- [1] J. Ah-Pine. Normalized kernels as similarity indices. In *Advances in Knowledge Discovery and Data Mining*, volume 6119 of *LNCS*, pages 362–373. Springer Berlin Heidelberg, 2010. ISBN 978-3-642-13671-9. doi:10.1007/978-3-642-13672-6_36.
- [2] U. Alon and E. Yahav. On the bottleneck of graph neural networks and its practical implications. In *9th International Conference on Learning Representations, ICLR*. OpenReview.net, 2021.
- [3] V. Arvind, J. Köbler, G. Rattan, and O. Verbitsky. Graph isomorphism, color refinement, and compactness. *Comput. Complex.*, 26(3):627–685, 2017. doi:10.1007/s00037-016-0147-6.
- [4] K. M. Borgwardt and H.-P. Kriegel. Shortest-path kernels on graphs. In *Proceedings of the Fifth IEEE International Conference on Data Mining, ICDM '05*, pages 74–81, Washington, DC, USA, 2005. IEEE Computer Society. ISBN 0-7695-2278-5. doi:10.1109/ICDM.2005.132.
- [5] K. M. Borgwardt, M. E. Ghisu, F. Llinares-López, L. O’Bray, and B. Rieck. Graph kernels: State-of-the-art and future challenges. *Found. Trends Mach. Learn.*, 13(5-6), 2020. doi:10.1561/22000000076.
- [6] C.-C. Chang and C.-J. Lin. LIBSVM: A library for support vector machines. *ACM Transactions on Intelligent Systems and Technology*, 2:27:1–27:27, May 2011. ISSN 2157-6904. doi:http://doi.acm.org/10.1145/1961189.1961199. Software available at <http://www.csie.ntu.edu.tw/~cjlin/libsvm>.
- [7] D. Chen, L. Jacob, and J. Mairal. Convolutional kernel networks for graph-structured data. In *Proceedings of the 37th International Conference on Machine Learning, ICML 2020, 13-18 July 2020, Virtual Event*, volume 119 of *Proceedings of Machine Learning Research*, pages 1576–1586. PMLR, 2020. URL <http://proceedings.mlr.press/v119/chen20h.html>.
- [8] H. Dell, M. Grohe, and G. Rattan. Lovász meets Weisfeiler and Leman. In *45th International Colloquium on Automata, Languages, and Programming, ICALP 2018, July 9-13, 2018, Prague, Czech Republic*, volume 107 of *LIPICs*, pages 40:1–40:14. Schloss Dagstuhl - Leibniz-Zentrum für Informatik, 2018. doi:10.4230/LIPICs.ICALP.2018.40.
- [9] J. Figueras. Morgan revisited. *Journal of Chemical Information and Computer Sciences*, 33(5):717–718, 1993.
- [10] A. Gardner, C. A. Duncan, J. Kanno, and R. R. Selmic. On the definiteness of earth mover’s distance and its relation to set intersection. *IEEE Trans. Cybern.*, 48(11):3184–3196, 2018. doi:10.1109/TCYB.2017.2761798.
- [11] T. Gärtner, P. Flach, and S. Wrobel. On graph kernels: Hardness results and efficient alternatives. In *Learning Theory and Kernel Machines*, volume 2777 of *LNCS*, pages 129–143. Springer Berlin / Heidelberg, 2003. doi:10.1007/978-3-540-45167-9_11.
- [12] F. Geerts. On the expressive power of linear algebra on graphs. *Theory Comput. Syst.*, 65(1):179–239, 2021. doi:10.1007/s00224-020-09990-9.

- [13] F. Geerts, F. Mazowiecki, and G. A. Pérez. Let’s agree to degree: Comparing graph convolutional networks in the message-passing framework. In *Proceedings of the 38th International Conference on Machine Learning, ICML 2021, 18-24 July 2021, Virtual Event*, volume 139 of *Proceedings of Machine Learning Research*, pages 3640–3649. PMLR, 2021.
- [14] M. Grohe. The logic of graph neural networks. In *36th Annual ACM/IEEE Symposium on Logic in Computer Science, LICS 2021, Rome, Italy, June 29 - July 2, 2021*, pages 1–17. IEEE, 2021. doi:10.1109/LICS52264.2021.9470677.
- [15] B. Haasdonk and C. Bahlmann. Learning with distance substitution kernels. In *Pattern Recognition*, volume 3175 of *LNCS*, pages 220–227. Springer Berlin Heidelberg, 2004. ISBN 978-3-540-22945-2. doi:10.1007/978-3-540-28649-3_27.
- [16] Z. Harchaoui and F. Bach. Image classification with segmentation graph kernels. In *IEEE Conference on Computer Vision and Pattern Recognition*, pages 1–8, 2007.
- [17] S. Ivanov, S. Sviridov, and E. Burnaev. Understanding isomorphism bias in graph data sets. *CoRR*, abs/1910.12091, 2019.
- [18] J. Kalofolias, P. Welke, and J. Vreeken. SUSAN: the structural similarity random walk kernel. In *Proceedings of the 2021 SIAM International Conference on Data Mining, SDM 2021, Virtual Event, April 29 - May 1, 2021*, pages 298–306. SIAM, 2021. doi:10.1137/1.9781611976700.34.
- [19] U. Kang, H. Tong, and J. Sun. Fast random walk graph kernel. In *Proceedings of the 2012 SIAM International Conference on Data Mining*, pages 828–838, 2012. doi:10.1137/1.9781611972825.71.
- [20] H. Kashima, K. Tsuda, and A. Inokuchi. Marginalized kernels between labeled graphs. In *Machine Learning, Proceedings of the Twentieth International Conference (ICML 2003), August 21-24, 2003, Washington, DC, USA*, pages 321–328. AAAI Press, 2003.
- [21] K. Kersting, M. Mladenov, R. Garnett, and M. Grohe. Power iterated color refinement. In *Proceedings of the Twenty-Eighth AAAI Conference on Artificial Intelligence*, pages 1904–1910. AAAI Press, 2014.
- [22] T. N. Kipf and M. Welling. Semi-supervised classification with graph convolutional networks. In *5th International Conference on Learning Representations, ICLR. OpenReview.net*, 2017.
- [23] N. M. Kriege, P. Giscard, and R. C. Wilson. On valid optimal assignment kernels and applications to graph classification. In *Advances in Neural Information Processing Systems 29, NIPS 2016*, pages 1615–1623, 2016.
- [24] N. M. Kriege, M. Neumann, C. Morris, K. Kersting, and P. Mutzel. A unifying view of explicit and implicit feature maps of graph kernels. *Data Mining and Knowledge Discovery*, 33(6):1505–1547, 2019. doi:10.1007/s10618-019-00652-0.
- [25] N. M. Kriege, F. D. Johansson, and C. Morris. A survey on graph kernels. *Applied Network Science*, 5(1):6, 2020. doi:10.1007/s41109-019-0195-3.

- [26] T. Lei, W. Jin, R. Barzilay, and T. S. Jaakkola. Deriving neural architectures from sequence and graph kernels. In D. Precup and Y. W. Teh, editors, *Proceedings of the 34th International Conference on Machine Learning, ICML 2017, Sydney, NSW, Australia, 6-11 August 2017*, volume 70 of *Proceedings of Machine Learning Research*, pages 2024–2033. PMLR, 2017. URL <http://proceedings.mlr.press/v70/lei17a.html>.
- [27] P. Mahé and J.-P. Vert. Graph kernels based on tree patterns for molecules. *Machine Learning*, 75(1):3–35, 2009.
- [28] P. Mahé, N. Ueda, T. Akutsu, J.-L. Perret, and J.-P. Vert. Extensions of marginalized graph kernels. In *Proceedings of the twenty-first international conference on Machine learning*, ICML '04, pages 70–, New York, NY, USA, 2004. ACM. ISBN 1-58113-838-5. doi:<http://doi.acm.org/10.1145/1015330.1015446>.
- [29] H. L. Morgan. The generation of a unique machine description for chemical structures—a technique developed at chemical abstracts service. *Journal of Chemical Documentation*, 5(2):107–113, 1965. doi:10.1021/c160017a018.
- [30] C. Morris, M. Ritzert, M. Fey, W. L. Hamilton, J. E. Lenssen, G. Rattan, and M. Grohe. Weisfeiler and Leman go neural: Higher-order graph neural networks. In *The Thirty-Third AAAI Conference on Artificial Intelligence, AAAI 2019, Honolulu, Hawaii, USA, January 27 - February 1, 2019*, pages 4602–4609. AAAI Press, 2019. doi:10.1609/aaai.v33i01.33014602.
- [31] C. Morris, N. M. Kriege, F. Bause, K. Kersting, P. Mutzel, and M. Neumann. TUDataset: A collection of benchmark datasets for learning with graphs. In *ICML 2020 Workshop on Graph Representation Learning and Beyond (GRL+ 2020)*, 2020.
- [32] C. Morris, M. Fey, and N. M. Kriege. The power of the Weisfeiler-Leman algorithm for machine learning with graphs. In *Proceedings of the Thirtieth International Joint Conference on Artificial Intelligence, IJCAI 2021, Virtual Event / Montreal, Canada, 19-27 August 2021*, pages 4543–4550. ijcai.org, 2021. doi:10.24963/ijcai.2021/618.
- [33] C. Morris, Y. Lipman, H. Maron, B. Rieck, N. M. Kriege, M. Grohe, M. Fey, and K. M. Borgwardt. Weisfeiler and Leman go machine learning: The story so far. *CoRR*, abs/2112.09992, 2021.
- [34] H. Nguyen and T. Maehara. Graph homomorphism convolution. In *Proceedings of the 37th International Conference on Machine Learning, ICML 2020, 13-18 July 2020, Virtual Event*, volume 119 of *Proceedings of Machine Learning Research*, pages 7306–7316. PMLR, 2020.
- [35] D. L. Powers and M. M. Sulaiman. The walk partition and colorations of a graph. *Linear Algebra and its Applications*, 48:145–159, 1982. ISSN 0024-3795. doi:[https://doi.org/10.1016/0024-3795\(82\)90104-5](https://doi.org/10.1016/0024-3795(82)90104-5).
- [36] J. Ramon and T. Gärtner. Expressivity versus efficiency of graph kernels. In *International Workshop on Mining Graphs, Trees and Sequences*, pages 65–74, 2003.
- [37] M. Razinger. Extended connectivity in chemical graphs. *Theoretica chimica acta*, 61(6): 581–586, 1982.

- [38] J. Shawe-Taylor and N. Cristianini. *Kernel Methods for Pattern Analysis*. Cambridge University Press, New York, NY, USA, 2004. ISBN 0521813972.
- [39] N. Shervashidze, P. Schweitzer, E. J. van Leeuwen, K. Mehlhorn, and K. M. Borgwardt. Weisfeiler-Lehman graph kernels. *J. Mach. Learn. Res.*, 12:2539–2561, 2011.
- [40] M. Sugiyama and K. M. Borgwardt. Halting in random walk kernels. In *Advances in Neural Information Processing Systems 28*, pages 1639–1647, 2015.
- [41] M. Togninalli, M. E. Ghisu, F. Llinares-López, B. Rieck, and K. M. Borgwardt. Wasserstein Weisfeiler-lehman graph kernels. In *Advances in Neural Information Processing Systems 32: Annual Conference on Neural Information Processing Systems 2019, NeurIPS 2019, December 8-14, 2019, Vancouver, BC, Canada*, pages 6436–6446, 2019.
- [42] S. V. N. Vishwanathan, N. N. Schraudolph, R. I. Kondor, and K. M. Borgwardt. Graph kernels. *Journal of Machine Learning Research*, 11:1201–1242, 2010.
- [43] Z. Wu, S. Pan, F. Chen, G. Long, C. Zhang, and P. S. Yu. A comprehensive survey on graph neural networks. *IEEE Trans. Neural Networks Learn. Syst.*, 32(1):4–24, 2021. doi:10.1109/TNNLS.2020.2978386.
- [44] K. Xu, W. Hu, J. Leskovec, and S. Jegelka. How powerful are graph neural networks? In *7th International Conference on Learning Representations, ICLR*. OpenReview.net, 2019.
- [45] M. Zaheer, S. Kottur, S. Ravanbakhsh, B. Póczos, R. Salakhutdinov, and A. J. Smola. Deep sets. In *Advances in Neural Information Processing Systems 30: Annual Conference on Neural Information Processing Systems 2017, December 4-9, 2017, Long Beach, CA, USA*, pages 3391–3401, 2017.