

# Relphormer: Relational Graph Transformer for Knowledge Graph Representation

Zhen Bi<sup>1,2\*</sup>, Siyuan Cheng<sup>1,2\*</sup>, Ningyu Zhang<sup>1,2†</sup>, Xiaozhuan Liang<sup>1,2</sup>, Feiyu Xiong<sup>3</sup>, Huajun Chen<sup>1,2†</sup>

<sup>1</sup>Zhejiang University, China & AZFT Joint Lab for Knowledge Engine, China <sup>3</sup>Alibaba Group, China

<sup>2</sup>ZJU-Hangzhou Global Scientific and Technological Innovation Center, Zhejiang University, China,  
{bizhen\_zju,zhangningyu}@zju.edu.cn

## ABSTRACT

Transformers have achieved remarkable performance in widespread fields, including natural language processing, computer vision and graph mining. However, in the knowledge graph representation, where translational distance paradigm dominates this area, vanilla Transformer architectures have not yielded promising improvements. Note that vanilla Transformer architectures struggle to capture the intrinsically semantic and structural information of knowledge graphs and can hardly scale to long-distance neighbors due to quadratic dependency. To this end, we propose a new variant of Transformer for knowledge graph representation dubbed Relphormer. Specifically, we introduce Triple2Seq which can dynamically sample contextualized sub-graph sequences as the input of the Transformer to alleviate the scalability issue. We then propose a novel structure-enhanced self-attention mechanism to encode the relational information and keep the globally semantic information among sub-graphs. Moreover, we propose masked knowledge modeling as a new paradigm for knowledge graph representation learning to unify different link prediction tasks. Experimental results show that our approach can obtain better performance on benchmark datasets compared with baselines.

## CCS CONCEPTS

• **Computing methodologies** → **Knowledge representation and reasoning.**

## KEYWORDS

Knowledge Graph; Transformer; Representation Learning

### ACM Reference Format:

Zhen Bi<sup>1,2\*</sup>, Siyuan Cheng<sup>1,2\*</sup>, Ningyu Zhang<sup>1,2†</sup>, Xiaozhuan Liang<sup>1,2</sup>, Feiyu Xiong<sup>3</sup>, Huajun Chen<sup>1,2†</sup>. 2018. Relphormer: Relational Graph Transformer for Knowledge Graph Representation. In *Proceedings of ACM Conference (Conference'17)*. ACM, New York, NY, USA, 11 pages. <https://doi.org/XXXXXXX.XXXXXXX>

\*Equal contribution.

†Corresponding Author.

Permission to make digital or hard copies of all or part of this work for personal or classroom use is granted without fee provided that copies are not made or distributed for profit or commercial advantage and that copies bear this notice and the full citation on the first page. Copyrights for components of this work owned by others than ACM must be honored. Abstracting with credit is permitted. To copy otherwise, or republish, to post on servers or to redistribute to lists, requires prior specific permission and/or a fee. Request permissions from [permissions@acm.org](mailto:permissions@acm.org).

Conference'17, July 2017, Washington, DC, USA

© 2018 Association for Computing Machinery.

ACM ISBN 978-x-xxxx-xxxx-x/YY/MM...\$15.00

<https://doi.org/XXXXXXX.XXXXXXX>

## 1 INTRODUCTION

In recent years, Knowledge Graphs (KGs), have shown excellency in data mining and are widely applied to a variety of applications such as recommendation [12], time series prediction [3], natural language understanding [31, 32, 35], and health care [29]. Knowledge Graph representation learning for KGs aims to project the entities and relations into a continuous low-dimensional vector space, which can implicitly promote computations of the reasoning between entities and has been proved helpful for knowledge-intensive tasks. Previous knowledge graph representation methods, such as TransE [1], ComplEx [18] and RotatE [16], embed the relational knowledge into a vector space and then optimize the target object by leveraging a pre-defined scoring function to those vectors. However, it is rather challenging to encode all information about an entity into a single vector. To this end, several works leverage graph neural networks (GNN) or attention-based approaches to learning representations based on both entities and their graph context. However, these methods are still restricted in expressiveness regarding the shallow network architectures.

The Transformer [20], acknowledged as the most powerful neural network in modeling sequential data, has achieved success in representing natural language [6], and computer vision [7]. Besides, there are many attempts to leverage Transformer into the graph domain. The majority of these approaches [28, 36] apply Transformer on the entire graph and enhance the vanilla feature-based attention mechanism with topology-enhanced attention mechanism and structural encoding, or leveraging Transformer through ego-graphs with proximity-enhanced attention. Note that different from the pure graph, KGs are heterogeneous graphs consisting of multiple types of nodes. Therefore, **it is still an open question whether Transformer architecture is suitable to model KGs and how to make it work in knowledge graph representation learning.** Concretely, there are several nontrivial challenges for applying Transformer architecture to KGs as follows:

- **Long-distance Neighbour Scalability.** Transformer architectures on large-scale knowledge graphs suffer from efficiency issues due to the quadratic dependency of attention, leading to poor scalability. Besides, vanilla Transformer architectures fuse information from all the nodes, which may potentially introduce noise and are also more vulnerable to overfitting. Note that KGs consist of massive relational facts, and how to design Transformer modules to efficiently encode KGs is a critical issue.
- **Relational Graph Heterogeneity.** KGs are heterogeneous graphs consisting of multiple types of nodes and edges, and

relational structure knowledge spatially correlated with each entity is essential for knowledge graph representation. For example, given entity pair  $(h, t)$ , characterizing the structure context (e.g., relation types of neighboring links of  $h$  and  $t$ ) will provide valuable information when inferring the relation type between  $h$  and  $t$ . However, vanilla Transformer architecture usually treats all entities and relations as plain text, which is not suitable for KGs where structure information is essential.

- **Task Optimization Universality.**

Note that most previous studies [1] follow the paradigm with a pre-defined scoring function to knowledge embeddings. However, such a strategy requires optimizing different objects for entity/relation prediction and costly scoring of all possible triples in inference. Therefore, it is intuitive to design a new technical solution for knowledge graph representation.

In this study, to address the above-mentioned issues, we explore Transformer architecture for knowledge graph representation and propose **Relational Graph Transformer (Relphormer)**. Note that Transformer architecture can achieve powerful feature learning capacity and low inductive bias, which go beyond classic message passing and pre-defined score function.

**Firstly**, we propose Triple2Seq to sample relational sub-graphs as input of our model to address the long-distance neighbor scalability issue. Specifically, we leverage relational triple as seed and conduct random walk to sample context neighbors to construct sequence as the input of the Transformer. Then, entity and relation representations are learned based on the features within the sampled sub-graphs. Thus, the challenge of scalability for large-scale knowledge graphs can be eased since the input size is reduced. Moreover, the input sequence can preserve the localized contextual information, which can play a role as implicit aggregation and combination and consequently filter the high-order noise.

**Second**, we propose structure-enhanced self-attention, which is equipped with a novel extension of self-attention mechanism, to effectively model structure bias within its building blocks and through all network layers bottom-to-up. We utilize relational encoding to incorporate both feature and structural bias for knowledge graph representation learning. In this way, localized structural information will be injected into the Transformer architecture. Note that this paper only focuses on knowledge graph representation; such a mechanism is readily applicable to all kinds of Transformer-based approaches to incorporate any structural bias.

**Third**, we propose a masked knowledge modeling mechanism as a new paradigm for knowledge graph representation learning which can unify different link prediction tasks. Inspired by Masked Language Modeling in natural language processing, we introduce a unified optimization object of predicting masked entities as well as relation tokens in the input sequence. In such a way, we can simply leverage masked for both entity prediction and relation prediction. Moreover, such a procedure enables one-pass inference for knowledge graph reasoning, thus, achieving faster speed than previous Transformer-based models.

Finally, we evaluate our Relphormer with two benchmark datasets: FB15K-237 and WN18RR, for link prediction of entity and relation.

Experimental results illustrate that the proposed approach can yield better performance and require less inference time. The contributions of this study can be summarized as follows:

- We propose Relphormer, which is the Transformer architecture variant for knowledge graph representation. Our work opens up new avenues for representing heterogeneous graphs through Transformer.
- We introduce Triple2Seq to handle long-distance neighbor scalability issues and propose structure-enhanced self-attention to inject localized structural information.
- We propose masked knowledge modeling as a new paradigm for knowledge graph representation learning. Note that such a simple-yet-effective mechanism may promote future works for large-scale heterogeneous graph pre-training.
- Experimental results on two benchmark datasets demonstrate that our Relphormer can achieve better performance compared with baselines and is particularly beneficial for fast inference.

## 2 BACKGROUND

Knowledge Graph represents the fact that exists in the form of the triple (*head entity, relation, tail entity*). In this paper, we target Knowledge Graph Completion (KGC) task for knowledge graph representation learning, which aims to predict the missing parts (entity or relations) based on the existing triples.

Given an relational graph  $G = (\mathcal{E}, \mathcal{R})$  composed of an entity set  $\mathcal{E} = \{e_1, e_2, e_3, \dots\}$  and an edge set  $\mathcal{R} = \{r_1, r_2, r_3, \dots\}$ . The node set  $V$  consists of both entities and relations, that is,  $V = \mathcal{E} \cup \mathcal{R}$ . The graph structure can be represented as an adjacency matrix  $A \in \{0, 1\}^{|V| \times |V|}$ , where  $|V|$  denotes the number of nodes in the graph. The element  $A[i, j]$  in the adjacency matrix equals to 1 if there exists a link between node  $v_i$  and  $v_j$ , otherwise  $A[i, j] = 0$ .

In the KGC task, a triple is denoted as  $(v_{src}, v_p, v_{target})$ ,  $\mathcal{T}$  in short. We define the contextualized sub-graph  $\mathcal{T}_G$  as the subgraph surrounding the triple  $\mathcal{T}$  (including the triple itself). Meanwhile, the corresponding graph structure of the contextualized sub-graph sequence is preserved in matrix  $A_G$ .  $\mathcal{T}_M$  denotes the masked contextualized sub-graph. Therefore, the goal of knowledge graph completion is to learn a mapping  $f: \mathcal{T}_M, A_G \rightarrow Y$ , where  $Y \in \mathbb{R}^{|\mathcal{E}|+|\mathcal{R}|}$  are the label sets of the triple  $\mathcal{T}$ . The notations can be found in Table 1.

### 2.1 Translational distance KG Representation

Translational-based representation methods are recent dominant approaches for KGC. Given a triple  $(h, r, t)$ , the key is find the relationship between relations and entities via a score function as follows:

$$score(h, r, t) = f_r(h, t) \quad (1)$$

The relevance or distance will be calculated by a pre-defined score function  $f$ , and there are lots of score functions [1, 9, 11]. It should be noted that the translational distance method is essentially a ranking model and also requires negative samples to maximize the difference between the positive and negative triples. A straightforward approach to get negative triples  $(h', r, t)$  or  $(h, r, t')$  is randomly replacing head or tail entities. Thus, we can optimize the

**Table 1: Notation used in this paper.**

Symbol	Description
$G$	Relational graph
$E$	Entity set
$R$	Relation set
$V$	Nodes in the relational graph
$\mathcal{T}$	triple $(v_{src}, v_p, v_{target})$
$\mathcal{T}_G$	contextualized sub-graph of the triple $\mathcal{T}$
$\mathcal{T}_M$	masked contextualized sub-graph $\mathcal{T}_G$
$A_G$	Adjacency matrix of $\mathcal{T}_G$
$M$	The order of the contextualized sub-graph
$\mathcal{T}_{context}$	neighborhood nodes surrounding $\mathcal{T}$

translational-based KG representation as follows:

$$L = -\log \sigma(\gamma - score_{pos}(h, r, t)) - \sum \log \sigma(score_{neg}(h, r, t) - \gamma) \quad (2)$$

where  $\gamma$  is a marginal hyper-parameter, and  $\sigma$  is sigmoid function.

Concretely, translational distance KG representation may result in inefficiency and inflexibility issues. There are several reasons: 1) ranking model is not a straightforward way to predict the missing part of the triple since it needs to repeatedly computes all scores of the candidates. 2) score function is essentially a artificial constraint and handcrafting a best-performing score function is like finding a needle in a haystack. 3) the negative sampling process is full of uncertainty with different batch sizes or sample difficulty. Therefore, it is intuitive to find a new solution for better knowledge graph representation and the transformer architecture is a good fit for that role.

## 2.2 Transformer for Graph Representation

Transformer [20] is mainly composed of Transformer layers, which are efficient encoders or decoders. The multi-head self-attention module and feed-forward network are major components of a Transformer layer. The input to a single Transformer layer is a sequence, which can be denoted as  $\mathbf{H} = [\mathbf{h}_1, \mathbf{h}_2, \dots, \mathbf{h}_n]$ . The hidden state layer  $H$  is then projected into query  $\mathbf{Q}$ , key  $\mathbf{K}$  and value  $\mathbf{V}$ , where  $\mathbf{W}_Q \in \mathbb{R}^{d \times d_Q}$ ,  $\mathbf{W}_K \in \mathbb{R}^{d \times d_K}$  and  $\mathbf{W}_V \in \mathbb{R}^{d \times d_V}$ , where  $d = d_Q = d_K = d_V$  is hidden dimension. The self-attention in the Transformer will calculate the similarity between queries and keys, then multiply by the value:

$$\mathbf{Q} = \mathbf{H}\mathbf{W}_Q, \mathbf{K} = \mathbf{H}\mathbf{W}_K, \mathbf{V} = \mathbf{H}\mathbf{W}_V$$

$$Attn(\mathbf{H}) = softmax(\frac{\mathbf{Q}\mathbf{K}^T}{\sqrt{d_K}})\mathbf{V} \quad (3)$$

To encode graph structure information, previous studies such as Graphormer [28] and Gophormer [36] utilize attention biases in the Transformer. To be specific, given two tokens  $v_i$  and  $v_j$  in the sequences, and the adjacency matrix of the graph  $\mathbf{A}$ , the general framework can be described as:

$$Attn(i, j) = \frac{(\mathbf{h}_i \mathbf{W}_Q)(\mathbf{h}_j \mathbf{W}_K)^T}{\sqrt{d_K}} \quad (4)$$

$$Attn_{bias}(i, j) = \phi_{(i,j)} = f_{bias}(\mathbf{A})$$

Note that  $f_{bias}$  is essentially a structure encoder. In Graphormer,  $f_{bias}$  is called spatial encoding, which is a learnable module generated from  $\mathbf{A}$ . Gophormer uses proximity-enhanced encoding as  $f_{bias}$ , which is also a powerful structure encoder. The biased attention term is denoted as  $Attn(i, j)^*$ :

$$Attn(i, j)^* = \phi_{(i,j)} + Attn_{bias}(i, j) \quad (5)$$

However, although graph Transformer has remarkable performance in graph-based tasks, it cannot be readily applied to knowledge graph representation learning. The major challenge is how to encode the heterogeneity in the graph.

## 3 RELPHORMER

In this section, we present the overall framework of Relphormer, shown in Figure 1, which can be applied to the knowledge graph representation. To facilitate understanding, we introduce its detailed implementation, including the Triple2Seq in Section 3.1, structure-enhanced Transformer in Section 3.2 and masked knowledge modeling in Section 3.3.

### 3.1 Triple2Seq

As stated in Section 1, the large-scale KG contains massive relational facts; thus, the whole relational graph can not be directly fed into the Transformer.

To alleviate such limitations of full-graph-based Transformers, inspired by [36], we propose Triple2Seq, which utilizes contextualized sub-graphs as input sequences to encode the local structural information. The contextualized sub-graph  $\mathcal{T}_G$  consists of a center triple  $\mathcal{T}$  and its surrounding neighborhood node set  $\mathcal{T}_{context}$ :

$$\mathcal{T}_G = \mathcal{T} \cup \mathcal{T}_{context} \quad (6)$$

Note that the sub-graph sampling process is at a triple level, then we can obtain a sampled neighborhood node set  $\mathcal{T}_{context}$ :

$$\mathcal{T}_{context} = \{v \mid v_e \in \mathcal{E}, v_r \in \mathcal{R}, \forall (e_0, r_0, e_1) \in \mathcal{N}(\mathcal{T})\} \quad (7)$$

where  $\mathcal{N}(\mathcal{T})$  is the fixed-size neighborhood triple set of the center triple  $\mathcal{T}$ . To better capture the local structural feature, we leverage a **dynamic sampling strategy** during training and randomly select multiple contextualized sub-graphs for the same center triple in each epoch<sup>1</sup>.

This strategy is beneficial in several aspects: (1) Transformer is not capable of handling full-graph attention because the computation complexity is  $O(N^2)$  (If  $N$  is the length of sequences). Therefore our sampling strategy is an effective solution to handle large relational graphs. (2) The knowledge graph completion task is based on relational triples. Thus, we choose each triple as the center point (center triple) and then randomly sample contextualized sub-graphs surrounding the selected triple as contexts. This

<sup>1</sup>Multiple contextualized sub-graphs can be viewed as data augmentation for a single triple.

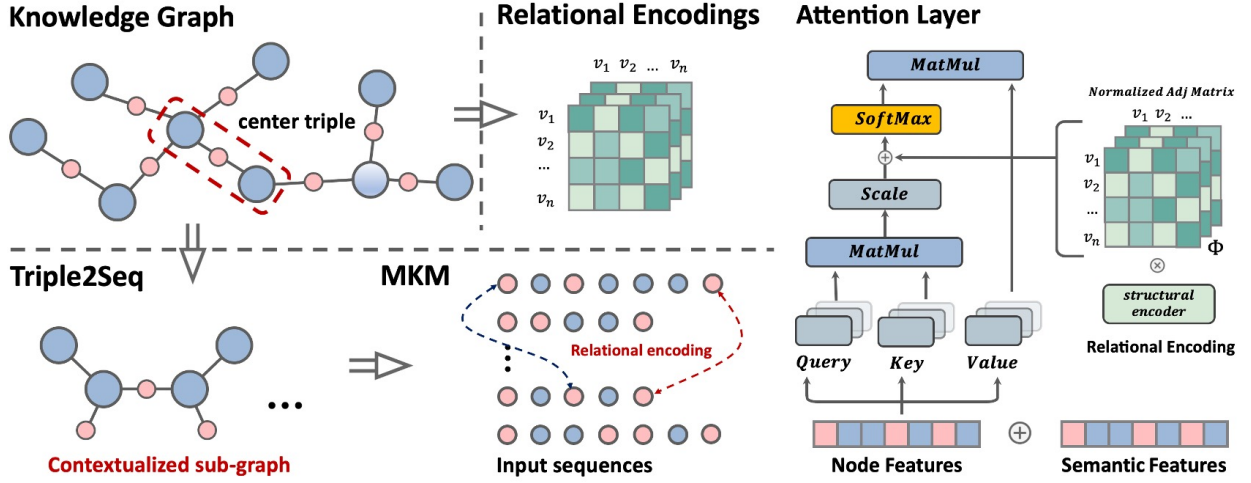


Figure 1: Model architecture of Relphormer. Left: A contextualized sub-graph is sampled with Triple2Seq, where entities are marked by blue and relations are marked by pink. Then the contextualized sub-graph will be converted into sequences while maintaining its subgraph structure by relational encodings. Next, we conduct masked knowledge modeling, which randomly masks the nodes (e.g., entity, relation) in the center triple in the contextualized sub-graph sequences and predict the masked nodes. Right: the detailed attention layer in Relphormer.

strategy enables more effective training with structurally triple-based contexts and promotes consistency between training and the downstream knowledge completion tasks. (3) Relational graphs are usually dense or abundant in relations. Since the sequence length for the Transformer is limited, it is memory inefficient to sample the whole contextualized sub-graph for each triple. It is beneficial to utilize dynamic sampling to capture the local structural information. Under these circumstances, the contextualized sub-graphs from the same triple can be different in different epochs.

**REMARK 1.** Note that with Triple2Seq, which dynamically samples contextualized sub-graphs to construct input sequences, Transformers can be easily applied to large knowledge graphs. Triple2Seq is similar to strategies in network embeddings which model the first- and second-order proximities. However, our approach focuses on heterogeneous graphs and regard edges (relation) as special nodes (pink nodes in Figure 1) in contextualized sub-graphs for sequential modeling. Besides, the sampling process can also be viewed as a data augmentation operator in [36], which subsequently boosts the performance.

### 3.2 Structure-enhanced Transformer

In this section, we introduce the internal details of Relphormer. We first introduce the construction of node features and semantic features, then illustrate the structure-enhanced self-attention to inject vital structure information. Finally, we introduce a contextual contrastive learning strategy during the dynamic sampling to reduce the instability.

After the procedure of Triple2Seq, we can obtain the contextualized sub-graph  $\mathcal{T}_G$ . Meanwhile, the local structure of the contextualized sub-graph is preserved in adjacency matrix  $A_G$ . We notice that entity-relation pair information is a quite important signal for KGs, which proves the effectiveness such as the hierarchical

Transformer framework of HittER [2]. Thus, we represent entity-relation pairs as plain text and regard relations as the special nodes in the contextualized sub-graph. For example, the contextualized sub-graph is converted to  $\{v_1, v_2, \dots, v_i\}$ , which includes the nodes of center triple ( $v_{src}, v_p, v_{target}$ ).

Through this way, we can obtain node-pair information, including entity-relation, entity-entity and relation-relation pairs interaction. Another advantage is that the relation node can be seen as a special node. Since the number of relations in the knowledge graph is much smaller than that of entities, so it can maintain globally semantic information among the contextualized sub-graphs sampled by Triple2Seq. Notably, we also add a **global node** to explicitly preserve the global information following [36]. The global node plays the similar role as [CLS] token in natural language pre-training models. We link the global node with nodes in the contextualized sub-graphs via a learnable virtual distance or fixed distance. So we obtain the final input sequence as  $\{v_{cls}, v_1, v_2, \dots, v_i\}$  to construct node features.

Since the underlying semantics of node (entity and relation) can implicitly promote feature representation learning (For example, given a node “notes on Transformers” and its neighbour “tutorials on machine translation”, link prediction performance can be mutually enhanced by making reference to the node semantics), we propose a pluggable module of semantic embedding, which leverage the pre-trained node embeddings from traditional KGC methods or language models. We leverage BERT [6] to encode entity and relation description to obtain the semantic features of nodes. Finally, the model can capture both the semantic and the node correlation in the attention mechanism as follows:

$$\mathbf{H} = \text{Layer Norm}(\mathbf{H}_{node} \oplus \mathbf{H}_{semantic}) \quad (8)$$

Where  $\mathbf{H}_{node}$  are the normalized node embedding vectors. Note that the structural information with sequential input may be lost due to the fully-connected nature of the attention mechanism, we propose structure-enhanced self-attention to preserve vital structure information in contextualized sub-graphs. We utilize attention bias to capture the structural information between node pairs in the contextualized sub-graph. The attention bias is denoted as  $\phi(i, j)$ , which is a bias term between node  $v_i$  and node  $v_j$ .

$$a_{ij} = \frac{(\mathbf{h}_i \mathbf{W}_Q)(\mathbf{h}_j \mathbf{W}_K)}{\sqrt{d}} + \phi(i, j) \quad (9)$$

$$\phi(i, j) = f_{structure}(\tilde{\mathbf{A}}^1, \tilde{\mathbf{A}}^2, \dots, \tilde{\mathbf{A}}^m)$$

$\tilde{\mathbf{A}}$  refers to the normalized adjacency matrix. The structure encoder  $f_{structure}$  is a linear layer with the  $\tilde{\mathbf{A}}^m$  as the input, where  $m$  is a hyper-parameter.  $\tilde{\mathbf{A}}^m$  ( $\tilde{\mathbf{A}}$  to the  $m$ -th power) refers the the reachable relevance by taking  $m$  steps from one node to the other node.

For some dense KGs, too many contextualized sub-graphs for the same center triple may tend to inconsistency during training. Thus, we leverage contextual contrastive strategy during the dynamic sampling to overcome the instability. We use the contextualized sub-graphs of the same triple in different epochs to enforce the model conduct similar predictions. We encode the input sequence of a contextualized sub-graph and take the hidden vector  $\mathbf{h}_{mask}$  as contextual representation  $\mathbf{c}_t$  at current epoch  $t$ , and  $\mathbf{c}_{t-1}$  at last epoch  $t-1$ . The goal is to minimize the differences between different sub-graphs:

$$\mathcal{L}_{contextual} = -\log \frac{\exp(\text{sim}(\mathbf{c}_t, \mathbf{c}_{t-1})/\tau)}{\exp(\text{sim}(\mathbf{c}_t, \mathbf{c}_{t-1})/\tau) + \sum_j \exp(\text{sim}(\mathbf{c}_t, \mathbf{c}_j)/\tau)} \quad (10)$$

Where  $\tau$  denotes a temperature parameter and  $\text{sim}(\mathbf{c}_t, \mathbf{c}_{t-1})$  is the cosine similarity  $\frac{\mathbf{c}_t^T \mathbf{c}_{t-1}}{\|\mathbf{c}_t\| \cdot \|\mathbf{c}_{t-1}\|}$ .  $\mathbf{c}_j$  is the hidden state representation at epoch  $t$  which belongs to different center triples.

**REMARK 2.** *It should be noted that our structure-enhanced Transformer is model-agnostic, and therefore orthogonal to existing approaches, which injects semantic and structural information into the Transformer architecture. In contrast to [20] where attention operations are only performed between nodes with literal edges in the original graph, structure-enhanced Transformer offers the flexibility in leveraging the local contextualized sub-graph structure and influence from the semantic features, which is convenient for information exchange between similar nodes in local graph structure.*

### 3.3 Masked Knowledge Modeling

In this section, we introduce our proposed masked knowledge modeling for knowledge graph representation. As stated in Section 2, KGC aims to learn a mapping  $f : \mathcal{T}_M, \mathbf{A}_G \rightarrow Y$ . Inspired by masked language modeling, we random mask specific tokens of the input sequences and then predict those masked tokens.

Given a input contextualized sub-graph node sequence  $\mathcal{T}_G$ , we randomly mask tokens in the center triple  $(v_{src}, v_p, v_{target})$ . Concretely, the masked center triple will be  $(v_{src}, v_p, v_{mask})$  or  $(v_{mask}, v_p, v_{target})$  for link prediction task, and  $(v_{src}, v_{mask}, v_{target})$  for relation prediction task, respectively. We denote the the candidates

set as  $Y$ , and the task of masked knowledge modeling is to predict the missing parts of the triple  $\mathcal{T}$  given the masked node sequence  $\mathcal{T}_M$  and contextualized sub-graph structure  $\mathbf{A}_G$  as:

$$\mathcal{T}_M = \text{MASK}(\mathcal{T}_G) \quad (11)$$

$$\text{Relphormer}(\mathcal{T}_M, \mathbf{A}_G) \rightarrow Y$$

where  $Y \in \mathbb{R}^{|\mathcal{E}|+|\mathcal{R}|}$ . Specifically, we randomly mask only one token for a sequence to better integrate the contextual information due to the unique structure of the contextualized sub-graph.

Intuitively, masked knowledge modeling is different from previous translational distance methods, which can avoid the defects (stated in Section 2.1) brought by score-function based methods. However, such as strategy may cause seriously label leakage problem for link prediction if we simultaneously sample the head and tail entity's neighborhood nodes. Note that during training, the structure of the predicted mask token should be unknown. To handle the label leakage issue and bridge the gap between training and testing, we **remove the context nodes of target entities to ensure fair comparison**.

**REMARK 3.** *Note that our masked knowledge modeling is similar to masked language modeling, thus, making it possible for large-scale heterogeneity graph pre-training. On the other hand, the advancement of empirical results illustrates that masked knowledge modeling may be a parametric score function approximator, which can automatically find a suitable optimization target for better link prediction.*

### 3.4 Optimization and Inference

During training, we jointly optimize masked knowledge loss and contextual contrastive learning objects. The  $\mathcal{L}_{contextual}$  can be viewed as a constraint term to the whole loss  $\mathcal{L}_{all}$  as follows:

$$\mathcal{L}_{all} = \mathcal{L}_{MKM} + \lambda \mathcal{L}_{contextual} \quad (12)$$

where  $\lambda$  is a hyper-parameter,  $\mathcal{L}_{MKM}$  and  $\mathcal{L}_{contextual}$  mean mask knowledge and contextual loss.

During inference, we use multi-sampling strategy for testing following [36], which can enhance the stability of the prediction result.  $\mathbf{y}_k \in \mathbb{R}^{|\mathcal{V}| \times 1}$  refers to the predicted result of one contextualized sub-graph.

$$\tilde{\mathbf{y}} = \frac{1}{K} \sum_k \mathbf{y}_k \quad (13)$$

where  $K = |\sum \mathcal{T}_G|$  denotes the number of sampled sub-graphs.

## 4 EXPERIMENTS

In this section, we introduce the extensive experiments of Relphormer, including entity prediction and relation prediction on benchmark datasets. The experimental results show that Relphormer can achieve better performance than baseline models.

### 4.1 Experimental Setup

**4.1.1 Datasets.** We use two publicly available datasets for evaluation: **WN18RR** [5] and **FB15K-237** [17]. Detailed statistics are shown in Table 3. WN18RR is a subset of the WordNet and contains a lexical knowledge graph for English. FB15K-237 is a subset of the Freebase and constructed by limiting the set of relations in FB15K.

**Table 2: Results of the link prediction on FB15K-237 and WN18RR.**

Model	WN18RR				FB15K-237			
	Hits@1 ↑	Hits@3 ↑	Hits@10 ↑	MRR ↑	Hits@1 ↑	Hits@3 ↑	Hits@10 ↑	MRR ↑
<b>Translational distance models</b>								
TransE [1]	0.061	0.366	0.522	0.232	0.218	0.345	0.495	0.310
R-GCN [15]	0.080	0.137	0.207	0.123	0.100	0.181	0.300	0.164
DistMult [25]	0.412	0.470	0.504	0.444	0.199	0.301	0.446	0.281
ConvE [4]	0.419	0.470	0.531	0.456	0.225	0.341	0.497	0.312
ComplEx [18]	0.409	0.469	0.530	0.449	0.194	0.297	0.450	0.278
RotatE [16]	0.428	0.492	0.571	0.476	0.241	0.375	0.533	0.338
QuatE [34]	0.436	0.500	0.564	0.481	0.221	0.342	0.495	0.311
<b>Transformer-based models</b>								
HittER [2]	0.436	0.505	0.579	0.485	0.279	0.409	0.558	0.373
KG-BERT [27]	0.041	0.302	0.524	0.216	-	-	0.420	-
StAR [22]	0.243	0.491	0.709	0.401	0.205	0.322	0.482	0.296
Relphormer	0.448	0.506	0.591	0.495	0.251	0.372	0.524	0.341

**Algorithm 1: Relphormer Algorithm**


---

```

1  $\mathcal{M}(\theta)$ : model of Relphormer ;
2  $\alpha$ : learning rate,  $h \in \theta$ : initial parameters of Relphormer ;
3  $h_s \in \theta$ : pre-trained semantic parameters;
4 Initialize pre-trained parameters of  $h_s$ ;
5 Initialize model  $\mathcal{M}$  ;
6 while  $\mathcal{M}(\theta)$  not converged do
    // Obtain the contextualized sub-graph
    sequence
7    $\mathcal{T}_G, \mathcal{A}_G \leftarrow \text{Triple2Seq}(\mathcal{T})$  ;
    // Mask the contextualized sub-graph sequence
8    $\mathcal{T}_M \leftarrow \text{MASK}(\mathcal{T}_G)$  ;
    // Masked knowledge prediction
9    $\mathcal{M} \leftarrow \text{input}(\mathcal{T}_M, \mathcal{A}_G)$  ;
10  Calculate loss of  $\mathcal{M}$  and update  $\theta$  ;
11 end

```

---

**Table 3: Statistics of all datasets.**

Dataset	#Rel.	#Ent.	#Train	#Dev	#Test
FB15K-237	237	14,541	272,115	17,535	20,466
WN18RR	18	40,943	141,442	5,000	5,000

**4.1.2 Compared Baselines.** We compare Relphormer with several baseline models to demonstrate the effectiveness of our proposed approach. Firstly, we choose the translational-based models, including TransE [1], R-GCN [15], DistMult [25], ConvE [4] and RotatE [16]. We regard R-GCN [15] as a translational distance model because R-GCN still uses the score function as its decoder. Further, we compare our Relphormer with models based on Transformer architecture, including previous SOTA methods HittER [2], KG-BERT [27], StAR [22]. We randomly replace the head or tail entity of ground-truth triples in the test set for entity prediction. For a

given entity-relation pair  $(h, r)$  or  $(r, t)$  in the test set, we rank the ground-truth entity against all other candidate entities. Similarly, relation prediction aims to predict the missing relations given an entity-entity pair  $(h, t)$ . We use **MR** (Mean Rando), **MRR** (Mean Reciprocal Rank) and **Hit@1, 3, 10** (Hit Ratio values) as evaluation metrics.

**4.1.3 Settings.** The hidden size is set to 512, and the number of contextualized sub-graph nodes is chosen from set  $\{8, 16, 32, 64\}$ . We set the sampled contextualized sub-graph entities for each triple in the WN18RR and FB15K-237 dataset to be 64 and 16, respectively. We use [CLS] as a special token for the global node. We initialize Relphormer with BERT for a fair comparison with text-based models.

**4.2 Main Results**

**4.2.1 Entity Prediction.** From Table 2, we observe that our proposed approach can achieve competitive performance on both datasets compared with baseline models, which proves the effectiveness of our proposed approach.

In WN18RR, Relphormer achieves the best performance on hits@1, hits@3 and MRR metrics and yields the second-best performance on hits@10. Compared to the previous SOTA translational distance model RotatE, our method has improvements on all metrics. We notice that Relphormer (0.448 on hits@1, 0.506 on hits@3, 0.495 on MRR) is superior to SOTA Transformer-based model HittER (0.436 on hits@1, 0.505 on hits@3, 0.485 on MRR).

In FB15K-237, We find that Relphormer performs competitively with RotatE and outperforms most translational distance models. Compared with transformer-based models, we find that Relphormer performs better than KG-BERT and StAR. HittER advances the performance since they explicitly utilize more transformer architectures, our proposed Relphormer still obtains comparable performance.

**4.2.2 Relation prediction.** From Table 4, we observe that Relphormer obtain competitive performance compared with baselines. In the WN18RR dataset, Relphormer can already outperform all baselines,

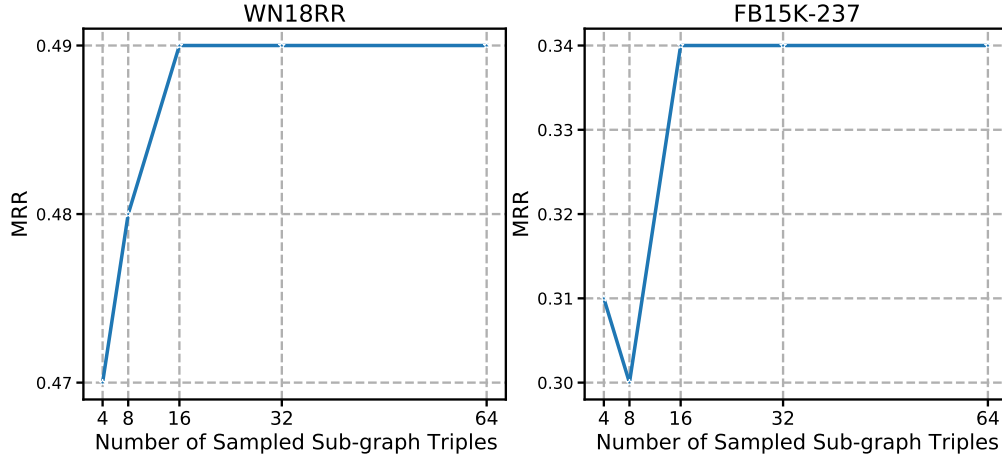


Figure 2: Ablation study on WN18RR and FB15K-237. Results of the increasing number of contextualized sub-graph triples.

which demonstrates the excellent performance of our approach for relation prediction. Compared to TransE, our method improves 15.8% on Hits@1, 9.7%. In contrast, in FB15K-237, the improvement of Relphormer is less significant, although achieving the best performance on Hits@3 metrics. We notice that RotatE demonstrates its advantage on Hits@1 and MRR metrics.

Table 4: Results of Relation Prediction in FB15K-237, WN18RR. Some experimental results are taken from [23].

Model	WN18RR			FB15K-237		
	MRR ↑	Hit@1	Hit@3	MRR ↑	Hit@1	Hit@3
TransE	0.784	0.669	0.870	0.966	0.946	0.984
ComplEx	0.840	0.777	0.880	0.924	0.879	0.970
DistMult	0.847	0.787	0.891	0.875	0.806	0.936
RotatE	0.799	0.735	0.823	0.970	0.951	0.980
DRUM	0.854	0.778	0.912	0.959	0.905	0.958
Relphormer	0.897	0.827	0.967	0.958	0.930	0.986

**4.2.3 Inference speed comparison.** We further compare the inference speed between Relphormer and vanilla Transformer (KG-BERT). From Table 5, we notice that the approach with masked knowledge modeling obtains faster inference speed than traditional-based methods. Note that KG-BERT [27] is a representative method that uses the Transformer as its encoder and translational distance score function as the decoder. The time complexity of KG-BERT for inference in the triple-level is  $O(k(|\mathcal{E}| + |\mathcal{R}|))$ . Since KG-BERT has to repeatedly calculate the scores of candidates thus, it is time-consuming during inference. However, Relphormer leverages the masked knowledge modeling strategy, and the model infers the targets by predicting the masked entities or relations. Although Triple2Seq procedure ( $O(k + 1)$ ) costs some time, Relphormer is still much faster than KG-BERT in inference. More detailed experimental results of inference time can be found in Table 5.

Table 5: Inference efficiency comparison.  $|\mathcal{E}|$ ,  $|\mathcal{R}|$  and  $|\mathcal{T}|$  are numbers of entities, relations, inference samples in the graph respectively.  $k$  is the length of input sequence. The time refers to the speed of inference time given a single (entity, relation) on FB15K-237.

Inference	Method	Complexity	Speed up	Time
Triple	Transformer (KG-BERT)	$O(k( \mathcal{E}  +  \mathcal{R} ))$	$\sim  \mathcal{E} $	72 ms
	Relphormer	$O(k + 1)$		2.23 ms
Graph	Transformer (KG-BERT)	$O(k( \mathcal{E}  +  \mathcal{R} ) \times \mathcal{T})$	$\sim  \mathcal{E} $	10700s
	Relphormer	$O((k + 1) \times \mathcal{T})$		3200 s

### 4.3 Model Variants

**4.3.1 The number of sampled contextualized sub-graph triples.** We investigate the performance of our model with different numbers of sampled contextualized sub-graph triples. We change the number of triples from 4 to 64 and report the results of entity prediction in WN18RR and FB15K-237 in Figure 2. When the number is smaller, a few contextual nodes are sampled surrounding the center triple. It is evident to see that increasing contextualized sub-graphs give a boost in performance in both two datasets, which indicates that our proposed method can effectively encode contextual information. However, when the number is too large, the performance of the model will no longer increase. We argue that although neighborhood information is beneficial, too many unrelated nodes will bring out unnecessary noisy signals, thus, affecting the performance. Note that those low-quality or irrelevant nodes may lead to negative contextual information infusion, which is detrimental to the performance. We leave this for future works.

**4.3.2 Structure-enhanced self-attention.** To study the effects of structure-enhanced attention in Relphormer, we conduct the ablation study as shown in Figure 3. All models without structure-enhanced attention have a performance decay, which demonstrates the effectiveness of our approach. We further random an instance and visualize its attention matrix to analyze the impact of structure-enhanced self-attention. From Figure 4, given a center triple of



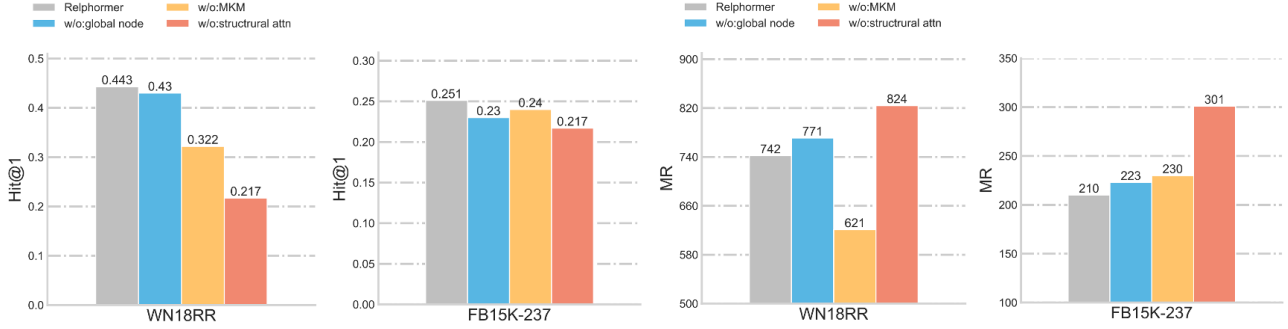


Figure 3: Ablation study on WN18RR and FB15K-237. Left: results of different model variants on Hits@1. Right: results of different model variants on Mean Rank.

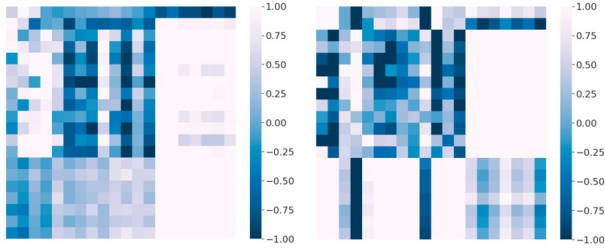


Figure 4: Attention visualization study on FB15K-237. We choose a center triple (*Zürich, Travel, October*) and its contextualized sub-graph triples. Left is the attention layer with structure-enhanced self-attention.

(*Zürich, Travel, October*)<sup>2</sup>, we observe that models with structure-enhanced self-attention have a vital impact to attentive weights. Concretely, injecting structural information with structure-enhanced self-attention can capture the semantic correlation of distance entities. For example, one entity can learn the structure correlation with other far away entities in contextualized sub-graph.

**4.3.3 Optimization object.** In the knowledge graph, there are relation-specific patterns, and some approaches can not solve patterns like 1-N, N-1 and N-N relations. For example, given a specific entity-relation pair ( $h, r$ ), there usually exists more than one tail entity as labels. It seems to be more significant to investigate whether different optimization objects have an impact on Relphormer. Specifically, we conduct an ablation study without masked knowledge modeling (w/o MKM) but using the negative log-likelihood loss instead. From Table 3, we notice that the model with MKM can yield better performance on Hit@1 on both datasets; however, it fails to achieve advancement in MR on WN18RR. This is because WN18RR is a dense knowledge; thus, NLL-based optimization for ranking may be more advantageous.

**4.3.4 Global node.** We further conduct an ablation study to analyze the impact of the global node. *w/o global node* refers to the model without the global node. From Figure 3, we can see that the model without a global node achieves poorer performance than baselines. It demonstrates that the global node might be a more helpful solution to preserving global information. Note that we regard the [CLS] token as a virtual node in contextualized sub-graph, thus, making it possible to bridge the gap of graph and sequence representation learning with Transformer. We leave this for future works.

## 5 DISCUSSION

Notably, our Relphormer can be viewed as a framework to leverage Transformer for heterogeneous graph representation learning (We detail the comparison with the previous study in Appendix A.2). Previous study [28] proves that the Transformer layer with structure bias can represent AGGREGATE and COMBINE steps of popular GNN models such as GCN. Our approach empirically demonstrates that this may also be true for heterogeneous graph neural networks. However, Relphormer cannot handle those quantities or topology imbalanced graphs in which labeled nodes are not equal in terms of their quantity or structural role. We will leave this for future works.

## 6 RELATED WORK

### 6.1 Transformer for Graph

Transformers have achieved remarkable performance in graph mining. By leveraging the graph connectivity inductive bias, GT Dwivedi and Bresson [8] proposes a generalization of Transformer neural network architecture for arbitrary graphs. Graphormer [28] achieves a competitive performance of graph-level prediction compared to GNN variant models. To overcome the disadvantage of severe scalability issues caused by the fully-connected attention mechanism on the whole graph, Zhao et al. [36] propose a novel graph Transformer model Gophormer, which applies Transformer

<sup>2</sup>The length of input sequence is 12.



on ego-graphs instead of full-graphs. However, these methods cannot directly be applied to knowledge graph representation which consists of multiple types of node and edge.

## 6.2 Knowledge Graph Representation

**6.2.1 Translational distance KG Representation.** Up to now, most existing KG completion methods utilize the embedding-based paradigm [30, 33], such as TransE [1], TransD [9], TransR [11] and TransH [24]. Some representative methods such as DistMult [25], ComplEx [18], DenseE [13] and RotatE [16], explicitly consider improved assumptions on the relation patterns. Apart from traditional translational distance methods, there has been considerable interest in using graph convolutional networks [21]. R-GCN [15] is a representative work that uses neural networks operating on knowledge graphs. CompGCN [19] jointly embeds both nodes and relations in a relational graph. To cover the information that is inherently implicit in the local neighborhood surrounding a triple, KBGAT [14] learns attention-based feature embedding that captures features from neighborhood entities. However, these methods are still restricted in expressiveness regarding the model architectures.

**6.2.2 Transformer for Knowledge Graph.** Various efforts have been devoted to exploring Transformer in the knowledge graph. KG-BERT [27] treats triples in knowledge graphs as textual sequences and uses pre-trained language models for knowledge graph completion. GraphFormers [26] explores the limits of cascaded model architecture on the textual graph and proposes a novel architecture where layerwise GNN components are nested alongside the Transformer blocks of language models. HittER [2] model uses entity and contextualization and designs hierarchical Transformer for knowledge graph embeddings. Besides, there are also some recent proposed promising works such as LP-BERT [10]. Different from those approaches, Relphormer focuses addressing issues of Transformer for KGs and paves a new step for architecture designing.

## 7 CONCLUSION AND FUTURE WORK

In this paper, we propose Relphormer for knowledge graph representation. We propose Triple2Seq dynamically generating contextualized sub-graphs as input sequences and structure-enhanced self-attention to inject vital structure information. Besides, we introduced masked knowledge modeling as a new paradigm for knowledge representation learning. Extensive experiments on benchmark datasets demonstrate the effectiveness of the proposed Relphormer model. Our approach illustrates that Transformer architecture can be suitable to model KGs. We point out three directions for future work. First, as we discussed in Section 3.1, Triple2Seq is a simple but effective way to consider context information to address the limitation of input length for Transformer. It is worth studying what contexts play a more critical role for the triple and proposing efficient sampling strategies. Second, it is a promising direction to consider leveraging more sophisticated architecture to inject structure knowledge. Finally, Relphormer can also be regarded as a pre-trained model for knowledge graphs or heterogeneous graphs. It is interesting to investigate its performances for specific tasks such as heterogeneous graph-based recommendation or KG-based question answering.

## REFERENCES

- [1] Antoine Bordes, Nicolas Usunier, Alberto García-Durán, Jason Weston, and Oksana Yakhnenko. 2013. Translating Embeddings for Modeling Multi-relational Data. In *NIPS*. 2787–2795.
- [2] Sanxing Chen, Xiaodong Liu, Jianfeng Gao, Jian Jiao, Ruofei Zhang, and Yangfeng Ji. 2021. HittER: Hierarchical Transformers for Knowledge Graph Embeddings. In *EMNLP*. 10395–10407.
- [3] Shumin Deng, Ningyu Zhang, Wen Zhang, Jiaoyan Chen, Jeff Z. Pan, and Huajun Chen. 2019. Knowledge-Driven Stock Trend Prediction and Explanation via Temporal Convolutional Network. In *Companion of WWW*.
- [4] Tim Dettmers, Pasquale Minervini, Pontus Stenetorp, and Sebastian Riedel. 2018. Convolutional 2D Knowledge Graph Embeddings. In *AAAI*. AAAI Press, 1811–1818.
- [5] Tim Dettmers, Pasquale Minervini, Pontus Stenetorp, and Sebastian Riedel. 2018. Convolutional 2D Knowledge Graph Embeddings. In *AAAI*. 1811–1818.
- [6] Jacob Devlin, Ming-Wei Chang, Kenton Lee, and Kristina Toutanova. 2019. BERT: Pre-training of Deep Bidirectional Transformers for Language Understanding. In *NAACL-HLT (1)*. Association for Computational Linguistics, 4171–4186.
- [7] Alexey Dosovitskiy, Lucas Beyer, Alexander Kolesnikov, Dirk Weissenborn, Xi-aohua Zhai, Thomas Unterthiner, Mostafa Dehghani, Matthias Minderer, Georg Heigold, Sylvain Gelly, Jakob Uszkoreit, and Neil Houlsby. 2021. An Image is Worth 16x16 Words: Transformers for Image Recognition at Scale. In *ICLR*.
- [8] Vijay Prakash Dwivedi and Xavier Bresson. 2020. A Generalization of Transformer Networks to Graphs. *CoRR* abs/2012.09699 (2020).
- [9] Guoliang Ji, Shizhu He, Liheng Xu, Kang Liu, and Jun Zhao. 2015. Knowledge Graph Embedding via Dynamic Mapping Matrix. In *ACL*. 687–696.
- [10] Da Li, Ming Yi, and Yukai He. 2022. LP-BERT: Multi-task Pre-training Knowledge Graph BERT for Link Prediction. *CoRR* abs/2201.04843 (2022).
- [11] Yankai Lin, Zhiyuan Liu, Maosong Sun, Yang Liu, and Xuan Zhu. 2015. Learning Entity and Relation Embeddings for Knowledge Graph Completion. In *AAAI*. 2181–2187.
- [12] Danyang Liu, Jianxun Lian, Zheng Liu, Xiting Wang, Guangzhong Sun, and Xing Xie. 2021. Reinforced Anchor Knowledge Graph Generation for News Recommendation Reasoning. In *KDD*.
- [13] Haonan Lu and Hailin Hu. 2020. DenseE: An Enhanced Non-Abelian Group Representation for Knowledge Graph Embedding. *CoRR* abs/2008.04548 (2020).
- [14] Deepak Nathani, Jatin Chauhan, Charu Sharma, and Manohar Kaul. 2019. Learning Attention-based Embeddings for Relation Prediction in Knowledge Graphs. In *ACL*. 4710–4723.
- [15] Michael Sejr Schlichtkrull, Thomas N. Kipf, Peter Bloem, Rianne van den Berg, Ivan Titov, and Max Welling. 2018. Modeling Relational Data with Graph Convolutional Networks. In *ESWC*.
- [16] Zhiqing Sun, Zhi-Hong Deng, Jian-Yun Nie, and Jian Tang. 2019. RotatE: Knowledge Graph Embedding by Relational Rotation in Complex Space. In *ICLR*.
- [17] Kristina Toutanova and Danqi Chen. 2015. Observed versus latent features for knowledge base and text inference. In *Proceedings of the 3rd workshop on continuous vector space models and their compositionality*. 57–66.
- [18] Théo Trouillon, Johannes Welbl, Sebastian Riedel, Éric Gaussier, and Guillaume Bouchard. 2016. Complex Embeddings for Simple Link Prediction. In *ICML*. 2071–2080.
- [19] Shikhar Vashishth, Soumya Sanyal, Vikram Nitin, and Partha P. Talukdar. 2020. Composition-based Multi-Relational Graph Convolutional Networks. In *ICLR*.
- [20] Ashish Vaswani, Noam Shazeer, Niki Parmar, Jakob Uszkoreit, Llion Jones, Aidan N. Gomez, Lukasz Kaiser, and Illia Polosukhin. 2017. Attention is All you Need. In *NIPS*. 5998–6008.
- [21] Petar Velickovic, Guillem Cucurull, Arantxa Casanova, Adriana Romero, Pietro Liò, and Yoshua Bengio. 2018. Graph Attention Networks. In *ICLR*.
- [22] Bo Wang, Tao Shen, Guodong Long, Tianyi Zhou, Ying Wang, and Yi Chang. 2021. Structure-Augmented Text Representation Learning for Efficient Knowledge Graph Completion. In *WWW*. 1737–1748.
- [23] Hongwei Wang, Hongyu Ren, and Jure Leskovec. 2021. Relational Message Passing for Knowledge Graph Completion. In *KDD*. ACM, 1697–1707.
- [24] Zhen Wang, Jianwen Zhang, Jianlin Feng, and Zheng Chen. 2014. Knowledge Graph Embedding by Translating on Hyperplanes. In *AAAI*. 1112–1119.
- [25] Bishan Yang, Wen tau Yih, Xiaodong He, Jianfeng Gao, and Li Deng. 2015. Embedding entities and relations for learning and inference in knowledge bases. In *ICLR*.
- [26] Junhan Yang, Zheng Liu, Shitao Xiao, Chaozhao Li, Guangzhong Sun, and Xing Xie. 2021. GraphFormers: GNN-nested Language Models for Linked Text Representation. *CoRR* abs/2105.02605 (2021).
- [27] Liang Yao, Chengsheng Mao, and Yuan Luo. 2019. KG-BERT: BERT for Knowledge Graph Completion. *CoRR* abs/1909.03193 (2019).
- [28] Chengxuan Ying, Tianle Cai, Shengjie Luo, Shuxin Zheng, Guolin Ke, Di He, Yanming Shen, and Tie-Yan Liu. 2021. Do Transformers Really Perform Bad for Graph Representation? *CoRR* abs/2106.05234 (2021).
- [29] Ningyu Zhang, Zhen Bi, Xiaozhuan Liang, Siyuan Cheng, Haosen Hong, Shumin Deng, Qiang Zhang, Jiazhang Lian, and Huajun Chen. 2022. OntoProtein: Protein

- Pretraining With Gene Ontology Embedding. In *Proceedings of ICLR*.
- [30] Ningyu Zhang, Xi Chen, Jiaoyan Chen, Shumin Deng, Wei Ruan, Chunming Wu, and Huajun Chen. 2018. Location Based Link Prediction for Knowledge Graph. *Journal of Chinese Information Processing* 32, 4 (2018).
- [31] Ningyu Zhang, Xiang Chen, Xin Xie, Shumin Deng, Chuanqi Tan, Mosha Chen, Fei Huang, Luo Si, and Huajun Chen. 2021. Document-level Relation Extraction as Semantic Segmentation. In *Proceedings of IJCAI*.
- [32] Ningyu Zhang, Shumin Deng, Zhanlin Sun, Guanying Wang, Xi Chen, Wei Zhang, and Huajun Chen. 2019. Long-tail Relation Extraction via Knowledge Graph Embeddings and Graph Convolution Networks. In *Proceedings of NAACL*.
- [33] Ningyu Zhang, Xin Xie, Xiang Chen, Deng Shumin, Ye Hongbin, and Chen Huajun. 2022. Knowledge Collaborative Fine-tuning for Low-resource Knowledge Graph Completion. *Journal of Software* 33, 10 (2022).
- [34] Shuai Zhang, Yi Tay, Lina Yao, and Qi Liu. 2019. Quaternion Knowledge Graph Embeddings. In *NeurIPS*. 2731–2741.
- [35] Zhengyan Zhang, Xu Han, Zhiyuan Liu, Xin Jiang, Maosong Sun, and Qun Liu. 2019. ERNIE: Enhanced Language Representation with Informative Entities. In *ACL*.
- [36] Jianan Zhao, Chaozhuo Li, Qianlong Wen, Yiqi Wang, Yuming Liu, Hao Sun, Xing Xie, and Yanfang Ye. 2021. Gophormer: Ego-Graph Transformer for Node Classification. *CoRR* abs/2110.13094 (2021).

## A APPENDIX

### A.1 Implementation Details

Our code is available in the supplementary materials for reproducibility. This section contains details about the training procedures and hyperparameters for each dataset. We utilize Pytorch to conduct experiments with 1 Nvidia 3090 GPU. All optimizations are performed with the AdamW optimizer with a linear warmup of learning rate over the first 10% of gradient updates to a maximum value, then linear decay over the remainder of the training. Gradients are clipped if their norm exceeds 1.0, and weight decay on all non-bias parameters is set to 0.01. Early stopping is adopted to reduce over-fitting on the training set.

Specifically, we use BERT-base to encode entity descriptions and relation descriptions for semantic node features. The overall architecture of Relphormer consists of 12 and 8 Transformer layers for entity and relation prediction, respectively. The number of contextualized sub-graph nodes is chosen from set {8, 16, 32, 64} by tuning the development set.

We detail the hyper-parameter as follows:

#### (1) Entity prediction:

WN18RR:

- learning rate 3e-5
- max epoch: [20, 25, 30]
- batch size: [32, 64, 128]
- max triplet: [0, 4, 8, 16, 32, 64]
- max seq length: [64, 128]
- bce: [True, False]

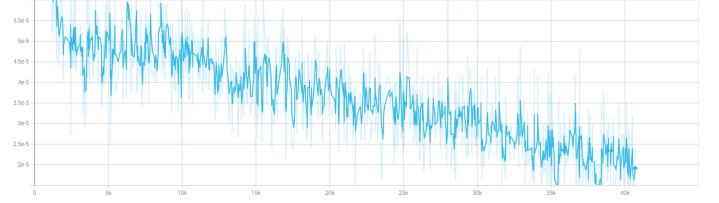
FB15K237:

- learning rate: 3e-5
- max epoch: [20, 25, 30]
- batch size: [32, 64, 128]
- max triplet: [0, 4, 8, 16, 32, 64]
- max seq length: [64, 128]
- bce: [True, False]

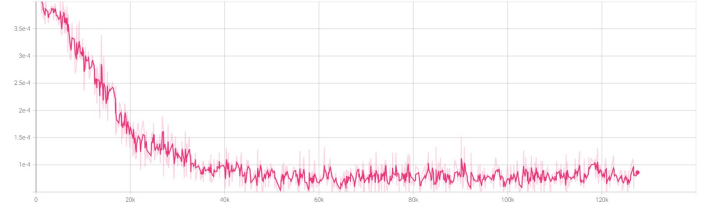
#### (2) Relation Prediction:

FB15K237:

- learning rate: [1e-3, 1e-4]
- max epoch: [25, 50, 100]



(a) loss curve on WN18RR.



(b) Loss curve on FB15K237.

Figure 5: The loss function graph of WN18RR and FB15K237.

- batch size: [32, 64, 128]
- max triplet: [4, 8, 16]
- max seq length: [9, 17, 33]
- hidden dim: [256, 512]
- feed forward dimension: [512, 1024]
- layers: [8, 16, 32]
- heads: [8, 16, 32]
- dropout rate: 0.08
- input dropout rate: 0.08
- attention dropout rate: 0.08

WN18RR:

- learning rate: [1e-3, 1e-4]
- max epoch: [25, 50, 100]
- batch size: [32, 64, 128]
- max triplet: [4, 8, 16]
- max seq length: [9, 17, 33]
- hidden dim: [256, 512]
- feed forward dimension: [512, 1024]
- layers: [8, 16, 32]
- heads: [8, 16, 32]
- dropout rate: 0.08
- input dropout rate: 0.08
- attention dropout rate: 0.08

To further analyze the behavior of optimization of Relphormer, we detail the loss curve as shown in 5.

### A.2 Comparison with Previous Study

Since Transformer-based architecture has become a general encoder for widespread areas, it appeals to many researchers. Due to the fast development of Transformer architecture, some similar ideas may be introduced by different research teams. Here, we list the major difference between our model and other approaches as shown in Table 6: To conclude, our approach mainly focuses on

KGs, which are heterogeneity graphs. However, it can also be applied to pure graph representation for node classification or graph classification tasks. On the other hand, our approach is different from previous Transformer-based KG representation approaches (Hitter, KG-BERT). Note that Relphormer utilizes both semantic and structure feature for KG representation and leverage dynamic graph context with vital structure information. Thus, Relphormer can better represent KG representation to boost performance.

**Table 6: The difference between Relphormer and previous Transformer-based approaches for graph.**

Model	Graph Type	Graph Context	Task
TransE	KG	No	Link Prediction
Hitter	KG	Yes	Link Prediction
KG-BERT	KG	No	Link Prediction
Graphormer	Graph	Yes	Graph Classification
Gophormer	Graph	Yes	Node Classification
Relphormer (Ours)	KG	Yes	Link Prediction