

Learning Muti-experts Distribution Calibration for Long-tailed Video Classification

Yufan Hu, Junyu Gao, and Changsheng Xu, *Fellow, IEEE*

Abstract—Most existing state-of-the-art video classification methods assume the training data obey a uniform distribution. However, video data in the real world typically exhibit long-tail class distribution and imbalance, which extensively results in a model bias towards head class and leads to relatively low performance on tail class. While the current long-tail classification methods usually focus on image classification, adapting it to video data is not a trivial extension. We propose an end-to-end multi-experts distribution calibration method based on two-level distribution information to address these challenges. The method jointly considers the distribution of samples in each class (intra-class distribution) and the diverse distributions of overall data (inter-class distribution) to solve the problem of imbalanced data under long-tailed distribution. By modeling of this two-level distribution information, the model can consider the head classes and the tail classes and significantly transfer the knowledge from the head classes to improve the performance of the tail classes. Extensive experiments verify that our method achieves state-of-the-art performance on the long-tailed video classification task.

Index Terms—Long-tailed Distribution, Video classification, Multi-expert.

I. INTRODUCTION

Video classification has a wide range of applications in different scenarios such as video surveillance [1], self-driving cars [2], health-care [3], etc. With the advent of deep Convolutional Neural Network, the performance of video classification has witnessed incredible progress [4–6]. Most CNN models focus on video classification learning, which require access to abundant labels and uniformly distributed classes. However, video data often exhibit extreme long-tailed distribution in the real world, where a few common classes (head classes) contain plenty of samples, and some rare categories (tail classes) can be underrepresented by limited samples. Due to the naturally imbalanced distribution of training data, the trained model would be easily biased towards head classes and performs poorly on tail classes. To deal with it, recent trends in video classification have led to a proliferation of studies that train models with the long-tailed distribution dataset.

Yufan Hu is with Hefei University of Technology, HeFei 230009, China, and also with Peng Cheng Laboratory, ShenZhen 518055, China. (e-mail: huyufanqiaxuan@gmail.com).

Junyu Gao and Changsheng Xu are with National Lab of Pattern Recognition, Institute of Automation, Chinese Academy of Sciences, Beijing 100190, P. R. China, and with School of Artificial Intelligence, University of Chinese Academy of Sciences, Beijing, China. Changsheng Xu is also with Peng Cheng Laboratory, ShenZhen 518055, China. (e-mail: {junyu.gao, csxu}@nlpr.ia.ac.cn).

Copyright (c) 2020 IEEE. Personal use of this material is permitted. However, permission to use this material for any other purposes must be obtained from the IEEE by sending a request to pubs-permissions@ieee.org.

Several recent works attempt to solve the data imbalance issue by addressing the data scarcity in tail classes to avoid the model from being dominated by the head classes. Typical methods can be roughly divided into two categories, re-sampling and re-weighting. Re-sampling is a regular strategy for imbalanced datasets [7–9], where the basic idea is to over-sample tail classes and under-sample head classes. Re-weighting [10–12] is another commonly used technique to balance imbalanced data by up-weighting the tailed samples and down-weighting the head samples in the loss function. Currently, long-tailed classification methods focus on the image classification tasks with limiting effort being made for the video domain. Video usually is composed of hundreds of frames containing various scene dynamics. It has more complex structures than images, involving temporal information and more noise. Long-tailed video classification could be difficult to understand the concept in a video of tail classes when only few examples are provided. Hence, it is a more challenging task than long-tailed image classification.

The prominent and effective methods for handling long-tailed problems are re-sampling or re-weighting strategies to rebalance the distribution of training data and make the model pays more attention to the tail class. However, these methods remain two problems:

- 1: Most existing long-tailed classification methods only model a sample during training while neglecting the relationship between samples and the distributions of samples from the same or different classes. When the training data is sufficient, the classifier for a specific class can be estimated more accurately. However, the classifier is easy to overfit due to the scarcity of samples in the tail classes. In fact, the samples in each class exhibit a specific distribution. If such class distribution can be estimated, the representation of classes can be better modeled so as to effectively deal with the under-learning problem caused by insufficient data.
- 2: In long-tailed classification methods, training classes exhibit long-tailed distribution while the distribution of test classes may be different. Most methods usually assume each test class has the same number of test samples, while the assumption does not always fit in real-world applications. The distribution of test classes may have various types of class distribution, where the more common types are uniform, long-tailed, or even inversely long-tailed distribution. It is necessary to consider the case where the test distribution is different from the train distribution. Driven by this notion, methods may learn a

multiple trained model to balance the classification performance on the uncertainty distribution of test classes.

To address the above problems, we propose an end-to-end multi-expert distribution calibration (MEDC) approach by jointly considering two-level distributions, i.e., intra-class distribution and inter-class distribution, to effectively solve the problem of data imbalance under long-tailed distribution. The intra-class distribution represents the distribution between samples in a class and the inter-class distribution shows the overall distribution of diverse data. In detail, the model can learn tail classes as well as head classes by utilizing two-level distributions and significantly transfer the knowledge of the head classes to the tail classes. We assume the feature of samples in each class follow a Gaussian distribution in the latent space. The mean of the distribution can be regarded as the most likely features, while the variance represents the differences of features in the same categories. Therefore, we can build a comprehensive and robust relationship between different categories with various category distributions, bring samples from the same categories closer and make the samples from different categories separate by learning the mean and variance jointly.

Furthermore, the intra-class distribution constitutes the overall distribution of the data, i.e., inter-class distribution. Actual data may follow any kind of inter-class distribution, such as uniform, long-tailed, or even inversely long-tailed distribution. For model training, given a particular type of inter-class distribution, the model has the ability to handle the test class with the same distribution. Thus, using different types of inter-class distributions to guide model learning, the model will have the ability to operate various distributions of test classes. Considering such different inter-class distribution enables the model to improve the generalization of the model and learn feature representations of different categories. Motivated by such observation, we learn a multi-expert model from the original long-tailed training class distribution, simulating a variety of possible data type distributions.

Specifically, our model gives distributional estimation parameterized with estimated mean and estimated variance as shown in Figure 1. Each point can be interpreted as the mean of distributions which can estimate the most likely feature of a class. The solid red lines represent the distance between the same classes, and the dashed black lines represent that different classes are pushed away due to our probabilistic modeling. Different categories are marked with different colors. Overall, we develop a unified multi-experts distribution calibration framework for long-tailed video classification, where multi-experts are trained to be skilled in the different inter-class distributions and the distribution calibration strategy is used to consider the intra-class distribution jointly.

The main contributions of this paper can be summarized as follows:

- We jointly consider the modeling of two-level distributions, including intra-class distribution and inter-class distribution, and verify the effectiveness of probabilistic estimation of the distributions in the long-tailed video classification task.
- We explore the multi-expert distribution calibration method for long-tailed video classification. MEDC uses a multi-expert mechanism to model diversified inter-class distributions and uses a distribution calibration strategy to exploit the intra-class distribution. The two modules are co-trained under a unified framework and mutually reinforce each other.
- We evaluate our model on a large-scale long-tailed video classification dataset VideoLT [13], and our proposed model consistently achieves superior performance over previous competing approaches.

II. RELATED WORK

This section reviews three topics closely related to our work in terms of long-tailed visual classification methods, distribution learning and contrastive learning.

A. Long-tailed visual classification

Real-world data usually exhibits long-tailed distribution, which causes models to tend to perform exceptionally well on head classes and overfit on tail classes. The long-tailed visual classification task aims to train models on highly class-imbalanced data and make it test-generalized. Existing long-tailed methods can be categorized into three classes: re-sampling, re-weighting and ensemble models. (1) Re-sampling methods [7, 11, 14] aim to artificially balance the imbalanced data. The strategies could be divided into two popular types: over-sampling and under-sampling. Over-sampling [15] repeats the samples from tail classes while under-sampling [16, 17] randomly discards the samples from head classes. BBN [18] develops a unified Bilateral-Branch Network to handle representation learning and classifier learning jointly. The conventional learning branch is responsible for learning the original data distribution, while the re-balancing branch designs a reversed sampler to model the tail classes. Guo *et al.* [19] propose a visual recognition network collaboratively to perform well on both head and tail class, where each branch does perform its own binary-cross-entropy-based classification loss with learnable logit compensation. (2) Re-weighting methods [20–23] usually assign large weights for training samples of tail classes and down-weight the head samples in the loss function. The frequent approach is to apply class weights based on the proportional inverse of class frequency [20, 24], or the square root of the inverse number of samples [25]. Cao *et al.* [26] point out that minimizing a margin-based generalization bound can replace the standard cross-entropy objective during training and propose a theoretically-principled label-distribution-aware margin (LDAM) loss. EQL [27] explores an equalization loss to ignore gradients for rare categories and solve the problem of long-tailed rare categories recognition. (3) Ensemble learning based methods [19, 28, 29] develop multiple experts to solve long-tailed visual learning problems. RIDE [30] trains multiple experts independently with softmax loss to improve computing efficiency which can reduce the model variance and the computational cost with a dynamic expert routing module. Wang *et al.* [31] propose two-stage instance segmentation model Mask R-CNN

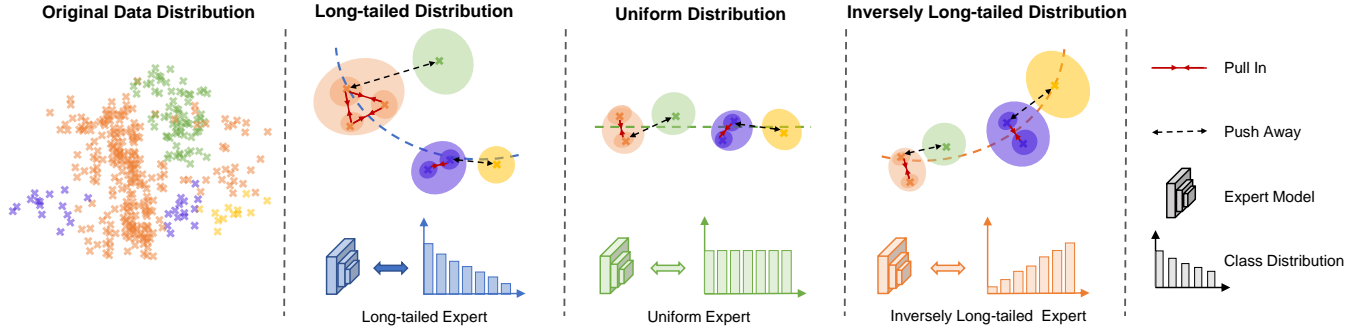


Fig. 1. The motivation of our multi-experts distribution calibration method.

with a simple calibration framework (SimCal). The original classification stage can maintain the performance on head classes while the calibrated classification stage aims to alleviate classification head bias. Recently, long-tailed classification methods have been developed from the image field to the video field. Zhang *et al.* [13] explore a simple and effective method for long-tailed video classification. They re-sample frames by a temporal sampling ratio derived from knowledge learned by networks to balance class distributions. Moreover, they collect a new large-scale and untrimmed long-tailed video classification dataset, VideoLT. We perform our method on this dataset. Different from the above works, we propose a novel multi-expert distribution-calibrated long-tailed video classification method. Unlike traditional multiple experts works that directly re-sample or re-weight single sample in an independent expert, we jointly consider intra-class distribution and inter-class distribution to solve the imbalance issue under long-tailed distributions.

B. Distribution Learning

The distribution of each class in the latent space cannot be properly estimated due to the scarcity of samples in each class. Therefore, some works resort to distributional learning for visual classification tasks. Kearns *et al.* [32] first introduce distribution learning which aim to learn probability distributions from independent draws. They learn distributions generated by simple circuits of parity gates and reduce the distribution learning problem to a related PAC problem. Kalai *et al.* [33] propose a polynomial-time algorithm to accurately estimate the mixture parameters based on the data drawn from a mixture of multivariate Gaussians. Dasgupta *et al.* [34] learn an unknown mixture of Gaussians with an arbitrary common covariance matrix and arbitrary mixing weights under a provably correct algorithm, which is to reconstruct the original Gaussian centers by the low-dimensional modes. Gao *et al.* [35] convert the label of each image into a discrete label distribution and develop a deep label distribution learning (DLDL) method by decoupling the label ambiguity in both feature learning and classifier learning.

Since training models can easily get over-fitted based on biased distributions formed by the scarcity of samples in some classes, there have also been some recent explorations in the few-shot distribution-oriented modeling, which can

also provide inspiration for solving the shortage of tail class samples to deal with long-tailed distribution problems. Yang *et al.* [36] assume each feature representation follows a Gaussian distribution and transfer statistics from the sufficient examples to calibrate the distribution of these classes with few samples. ADM [37] dynamically integrate the relation between the KL divergence measure and the image-to-class measure and calculate their similarity to complete asymmetric distribution relations between a query and a support class. DPGN [38] jointly consider the instance-level and distribution-level relations and construct a dual complete graph network to propagate label information from labeled examples to unlabeled examples.

The current long-tailed classification method based on distribution learning focuses on the distribution of tail classes. Samuel *et al.* [39] point out that the distribution of training samples of tail classes does not represent well the real distribution of the data. They explore a distributional robustness loss for learning a balanced feature extractor. He *et al.* [40] train a teacher network from the entire and uniformly distributed dataset and distill knowledge to a student network based on the long-tailed distribution dataset. However, these methods ignore that the test classes distribution is different from training data. In this paper, we focus on the long-tailed video classification, modeling the class-level distribution and overall data distribution to handle the imbalanced problem.

C. Deep Learning based Video Classification

Video is composed of continuous image sequences with complex motion information and naturally has spatial and temporal dimensions. Early studies on video classification directly utilize hand-crafted features to model [41–43]. Hand-crafted features rely heavily on human experience or domain knowledge. The experience and knowledge may be useful in certain task-specific settings, while this will result in a longer cost time to develop a successful video classification method for more general environments and tasks.

Nowadays, deep learning has shown its ability to learn more discriminative and robust features [44, 45]. Deep learning abandons the paradigm of using artificially designed features directly and using deep neural networks to automatically learn features. Besides, deep learning achieves great progress in video classification [46–49]. Video classification methods can be summarized into four categories, namely methods

based on spatial-temporal networks, multiple stream networks, deep generative networks and temporal coherency networks following [50]. (1) Spatial-temporal networks [4, 51, 52] use convolutional operation to extract features from both spatial and temporal dimensions. Ng *et al.* [51] develop convolutional temporal feature pooling architecture to aggregate spatial and temporal information and model the video as an ordered sequence of frames based on long short-term memory network (LSTM). Karpathy *et al.* [53] utilize local spatio-temporal information to extend CNNs into video classification on a large-scale dataset. (2) Multiple stream networks [54, 55] combine the multi-modal information, such as frame, optical flow and audio as inputs of deep networks. Feichtenhofer *et al.* [55] take advantage of spatio-temporal information by fusing ConvNet towers both spatially and temporally. Wu *et al.* [56] learn to exploit multimodal features, such as spatial, short-term motion and audio clues by a multi-stream framework, respectively. (3) Deep generative networks [57, 58] adopt generative models to learn the underlying distribution of data accurately. Vincent *et al.* [59] learn the temporal data in an unsupervised manner inspired from a manifold learning and information theoretic perspective. Goodfellow *et al.* [60] utilize backpropagation and dropout algorithms to train the generative and the discriminative model. (4) Temporal coherency networks [61, 62] take the notion of temporal coherency into perspective, where the temporal coherency means that video frames are correlated both semantically and dynamically. Fernando *et al.* [63] capture video-wide temporal information by utilizing the parameters of the ranking functions as a new video representation for video classification.

III. OUR APPROACH

In this section, we present a multi-expert distribution-calibrated method for long-tail video classification, which jointly learns the intra-class distribution and the inter-class distribution as shown in Figure 2. We first explain the formulation of long-tail video classification and then propose the sample probabilistic model and multiple experts. Finally, we analyze the model training and inference parts.

A. Problem Formulation

We assume a long-tailed distribution dataset has N video-label pairs. Each video-label pair denotes as (V_i, y_i) , $i \in \{1, \dots, N\}$, where $y_i = [y_{i1}, \dots, y_{iK}]$ is a binary label vector. $y_{iK} = 1$ indicates the presence of label k in video i , while zero otherwise. K is the total number of video categories. For the convenience, the subscript i will be omitted in the subsequent formulation in this section.

B. Intra-class distribution: Probabilistic Model of Samples

We aim to learn a novel long-tailed video classification method that can accurately classify the tailed data. Aiming at this goal, the first key insight is taking advantage of the intra-class distribution, i.e., the distribution between samples in a class. By estimating such distribution information, the representation of a class can be better modeled to combat the

bias caused by insufficient and imbalanced data.

Intra-class Distribution Estimation. To better estimate the intra-class distribution and avoid the over-fitting problem during model training, we constrain the intra-class distribution through the implicit distribution between samples. Assumed that the intra-class distribution follows a Gaussian distribution in the latent space, the distribution of samples in the k -th class is represented as:

$$p(X | k) = \mathcal{N}(\mu_k, \sigma_k I), \quad (1)$$

where $\mu_k \in \mathbb{R}^d$ and $\sigma_k \in \mathbb{R}^d$ are both the parameters of the Gaussian distribution, i.e., mean and variance. I is the identity matrix. We estimate the parameters (mean and variance of each class) of the Gaussian distribution through a learnable neural network. As shown in Figure 2, for each sample in the certain class, the mean are predicted by the following function:

$$\mu_i = \varphi(X_i), \quad (2)$$

$\varphi(\cdot)$ is implemented by a multi-layer perceptron (MLP), which operates on each frame of the video. The output mean μ_i is a d -dimensional vector by adopting a average pooling layer, which can be regarded as the identity feature of the video sample.

Each sample in a class corresponds to different estimated mean and variance. We adopt a sorting loss to constrain the mean from same class or not, making the estimated mean of samples from a class as similar as possible, and the mean of different classes as dissimilar as possible.

$$\mathcal{L}_\mu = \log \frac{\exp(\mu_i \cdot \mu^+)}{\exp(\mu_i \cdot \mu^+) + \sum_{\mu^- \in \mathcal{M}_i} \exp(\mu_i \cdot \mu^-)} \quad (3)$$

where μ^+ and μ^- are the positive mean and negative mean estimated from same class and different classes, respectively. \mathcal{M}_i is the set of μ^- .

Video contains complex temporal information, which represents differences between different videos in a certain class during the occurrence. Therefore, we estimate the variance of intra-class distribution by taking these differences into account. We propose a temporal attention module to focus on the dependency relationship between relative video frames. With the temporal attention strategy, the information of each frame in the video is directly related to other frames, which is equivalent to a global perception field considering the temporal relationship. We can estimate the variance of intra-class distribution based on the temporal attention module.

$$\alpha_{il} = \text{softmax} \left(\frac{f_q(h_{il} - \mu_i) \cdot f_k(h_{il} - \mu_i)^T}{\sqrt{d_k}} \right) \quad (4)$$

$$\sigma_i = \sum_{l=1}^L \alpha_{il} \cdot f_v(\|h_{il} - \mu_i\|), h_i = \phi(X_i)$$

where $\phi(\cdot)$ operates on each frame of the video implemented by a multilayer perceptron. $h_i \in \mathbb{R}^{L \times d}$ is a video-level feature with L frames, while $h_{il} \in \mathbb{R}^d$ is the frame-level feature of the l -th frame. $\sqrt{d_k}$ is the scaling factor to counteract the extremely small gradients. f_q , f_k and f_v are trainable queries,

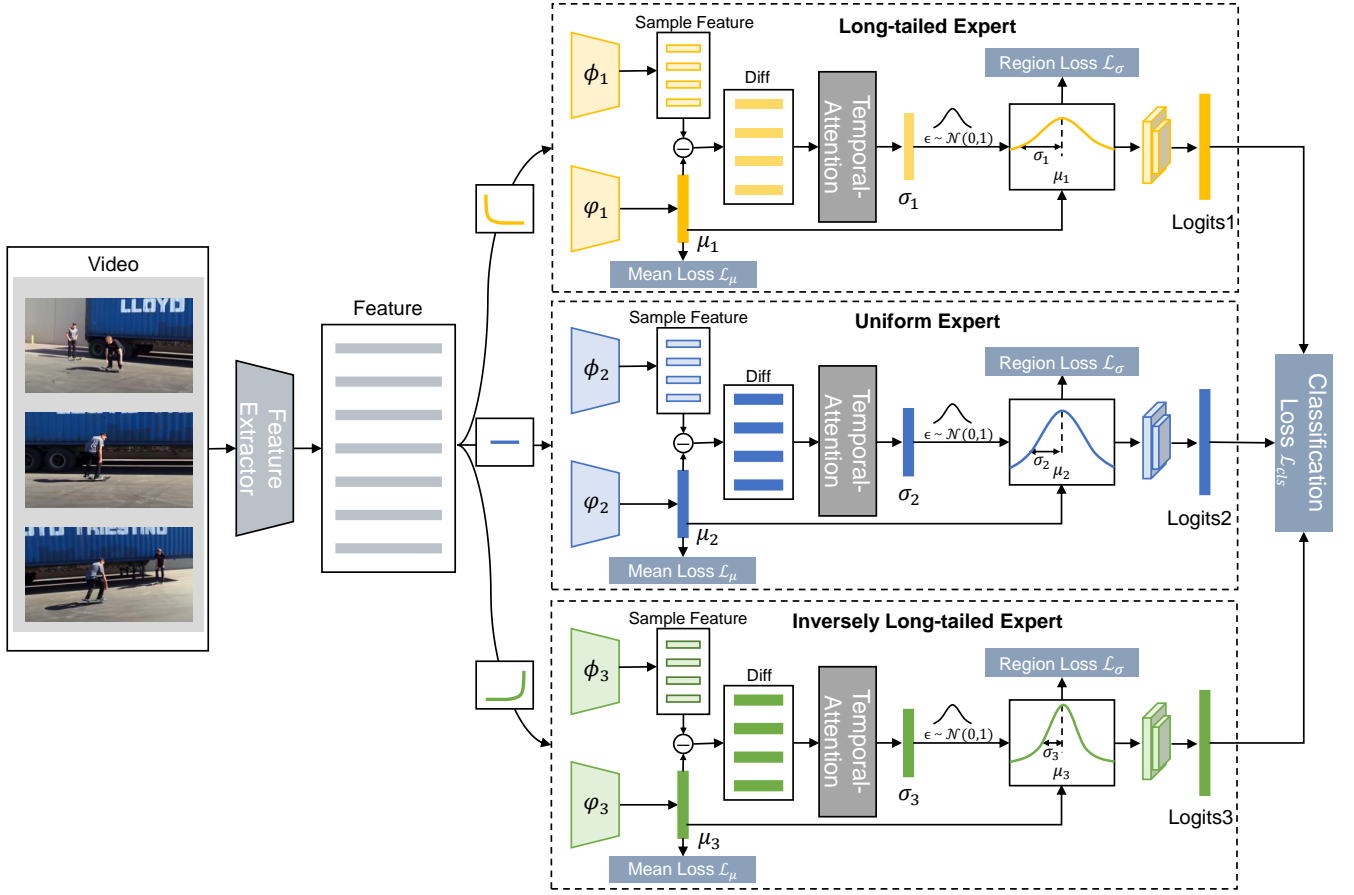


Fig. 2. Overview of the proposed multi-expert distribution-calibrated method. It considers two-level distribution: (1) We model parameter mean μ and variance σ of the Gaussian distribution which is designed for estimating the intra-class distribution. (2) Multiple experts are responsible for learning various inter-class distributions: long-tailed expert take the original data as input, uniform expert take input data by uniform sampling and inversely long-tailed expert take inputs by reversing the label frequencies.

keys and values mapping functions that map the input to a d -dimensional vector. \cdot denotes the dot product. The attention coefficient α_{il} is normalized by the softmax function. The normalized attention coefficient α_{il} and the values mapping function are summed to obtain the variance σ_i which considers the temporal relationship. So far, the representation of each sample in a certain class can be represented as a stochastic embedding sampled from $\mathcal{N}(\mu_k, \sigma_k \mathbf{I})$.

The stochastic embedding sampling operation is non-differentiable which prevent the back-propagation of the gradients flow during model training. To solve the probabilistic model with continuous latent variables and make the stochastic embedding sampling operation is differentiable, we utilize a reparameterization strategy [64] using stochastic gradient ascent where gradients are computed by differentiating the lower bound estimator. Based on this strategy, model can still take the gradient as normal. Assumed that z_i is a continuous random variable, we use a differentiable transformation of an noise variable ϵ to make z_i as a deterministic variable. ϵ is an auxiliary noise variable which is sampled from a normal distribution independent of model parameters $\epsilon \sim \mathcal{N}(0, 1)$. Then, we take z_i as an equivalent sampling representation and

used for classification.

$$z_i = \mu_i + \epsilon \sigma_i, \epsilon \sim \mathcal{N}(0, 1) \quad (5)$$

We take z_i as the final representation of the video and as input of a multi-label classifier. The classification loss function is defined as the cross-entropy loss:

$$p_i = \psi_{cls}(z_i), p_i = [p_{i1}, \dots, p_{ik}, \dots, p_{iK}]$$

$$\mathcal{L}_{cls} = -\frac{1}{K} \sum_{k=1}^K y_{ik} \log(p_{ik}) \quad (6)$$

where p_{ik} represents the predicted probability that the sample z_i contains class k .

C. Inter-class distribution: Multi-expert Distribution Calibration

After learning to estimate the intra-class distribution, this section further proposes the second key insight: when the actual inter-class distribution cannot be determined, the simulation bias of existing single long-tailed methods will lead to poorly generalization of models. In fact, the test data may follow any kind of inter-class distribution, common distributions are long-tailed, uniform, or inversely long-tailed distribution,

etc. Existing long-tailed classification methods attempt to train models to handle test classes with a certain distribution. However, these methods strive to simulate a specific preset class distribution which will suffer from a simulation bias and perform poorly. Hence, our proposed method a multi-expert model to simulate various inter-class distribution, and make the intra-class distribution estimated by different experts obey the inter-class distribution by distribution calibration.

Multi-expert Construction Based on Re-sampling. We mainly propose three experts, dealing with long-tailed distribution, uniform distribution or inverse long-tailed distribution respectively. Each expert adopts the first two modules of the ResNet as the expert shared backbone, and the last part and fully connected layers of the ResNet constitute the independent components of each expert, i.e. using different $\phi(\cdot)$ and $\psi(\cdot)$ functions to obtain features (z de) trained by different experts. Assumed the number of samples of the k -th class is N_k , and the total number of all samples in the training set is N_{sum} , the label frequency of class k is defined as $\omega_k = \frac{N_k}{N_{sum}}$.

Long-tailed distribution expert directly adopts the long-tailed distribution data for model training, that is, maintain the original distribution of long-tailed video dataset. Therefore, we give probabilistic model of sample by utilizing the intra-class distribution. Then, we directly obtain the classification result by Eq. 6. The detailed operation is described inw the section III-B.

Uniform distribution expert aims to deal with uniformly distributed data, which can be widely applied to manually filtered balanced data sets. We re-weight samples of each class so that the data exhibit uniform distribution. Specifically, uniform distribution expert uses the prior distribution of label frequencies ω_k adjusting the sample distribution so that the probability of occurrence of samples in each class is $\frac{1}{K}$.

Inversely long-tailed expert focuses on inversely long-tailed distribution data. The actual test class distribution in real world applications may be inversely long-tailed while existing long tailed methods perform especially poorly in the inversely long-tailed cases. In this case, the sampling ratio of each class is proportional to the inverse of the number of samples in each class, i.e. the larger sample size in a class, the smaller the sampling ratio needed. We adjust the sample distribution by inverting the inverse prior distribution $\bar{\omega}_k = \text{resort}(\omega_k)$ obtained by reversing the order of label frequencies ω_k .

Inter-class Distribution Calibration. To investigate the distribution more accurate of our method under these practical settings, we calibrate the region of the intra-class distribution while maintaining the inter-class distribution. As shown in Figure 4.1, for long-tailed distribution, the region (variance) of the head classes will be larger than that of the tail classes. For example, the head class can be set to follow $\sigma_k \sim \mathcal{N}(0, 1)$ and the tail classes follow $\sigma_k \sim \mathcal{N}(0, 0.1)$. About uniformly distribution, the regions of the head classes and the tail classes are kept as similar as possible, for example, the class distribution follows $\sigma_k \sim \mathcal{N}(0, 1)$. For the inversely long-tailed distribution, we make the regions of the tail classes larger than that of the head classes, set the head classes to follow $\sigma_k \sim \mathcal{N}(0, 0.1)$, and the tail classes to follow

$\sigma_k \sim \mathcal{N}(0, 1)$.

We use 2-norm distance to constrain the size of the above class regions.

$$\mathcal{L}_\sigma = \mathbb{E}(\sigma_k^2 - \gamma_k) \quad (7)$$

For uniformly distribution classes, let $\gamma_k = c$, and c is a constant, while for long-tailed and inversely long-tailed distributions, we perform min-max normalization according to the label frequency to constraint $\gamma_k \in (a, b)$.

D. Training and Inference

For model training, we present a end-to-end unified framework for long-tailed video classification. To better describe the intra-class distribution, we assume that samples in the certain class exhibit the Gaussian distribution. The parameters μ and σ of the Gaussian distribution are predicted by CNNs and the temporal attention module, respectively. μ can be regarded as the identity feature of a video and the σ refers to the differences between videos. We adopt a sorting loss Eq. 3 to constrain the intra-class distribution. Furthermore, our method considers the inter-class distribution. We re-sample samples by utilizing the label frequency for long-tailed, uniform or inversely long-tailed experts. In addition, a 2-norm distance (Eq. 7) constrains the class region that used to make the distribution scales of the head or tail classes differ. Finally, for all experts, we adopt the multi-label cross-entropy loss function (Eq. 6) to obtain the final classification results. The overall loss function of our model is defined as follows:

$$\mathcal{L} = \lambda_1 \mathcal{L}_\mu + \lambda_2 \mathcal{L}_{cls} + \lambda_3 \mathcal{L}_\sigma \quad (8)$$

It is worth noting that \mathcal{L}_{cls} is the aggregation of three experts with learnable aggregation weights λ_1 , λ_2 and λ_3 , where λ is normalized before aggregation, i.e., $\lambda_1 + \lambda_2 + \lambda_3 = 1$.

During inference, we aggregate experts and average the output of their classification results to estimate the class of the test sample and deal with the unknown test class distribution.

IV. EXPERIMENTAL RESULTS

In this section, we first evaluate the proposes method on a large-scale long-tailed distribution video dataset VideoLT [13]. Then we provide implementation details and conduct experiments to demonstrate that our methods perform more robustly than state-of-the-art methods. Last, we conduct ablation study and qualitative analysis that validates the effectiveness of different modules.

A. Datasets

VideoLT [13]: The long-tailed distribution dataset contains 1,004 classes and about 256,218 untrimmed videos collected from YouTube, covering a wide range of human activities, including everyday life, housework, sports and travel, etc. VideoLT uses 70% videos as training set, 10% videos as validation set and 20% videos as test set. VideoLT defines 47 head classes (*videos* > 500), 617 medium classes ($100 < \text{videos} \leq 500$) and 340 tail classes (*videos* ≤ 100). Each video may contains multiple action labels.

B. Baselines

We compare our proposed multi-expert calibration distribution method with several state-of-the-art benchmark methods as follows:

(1) **LDAM-DRW [26]**: LDAM-DRW proposes a label-distribution-aware loss function to achieve larger margins for tail classes and defers re-weighting until after the initial stage. LDAM loss compares with regularizing by a uniform margin across all classes under the setting of cross-entropy loss and hinge loss. We implement LDAM-DRW by taking label frequency of each class into account and calculating weights for cross-entropy loss with enforced margins.

(2) **EQL [27]**: EQL (equalization loss) ignores gradients for rare categories to tackle the problem of long-tailed rare categories. EQL introduces a weight term for each class of each sample, which mainly reduces the influence of negative samples for the tail classes and protects the learning of rare categories from being at a disadvantage during the network parameter updating.

(3) **CBS [65]**: CBS (class-balanced sampling) retrains the classifier with class-balanced sampling which used to alleviate instance-balanced sampling discrepancy. We implement CBS by selecting samples equally from different classes. Specifically, a video is randomly sampled from a certain class, and so videos from both the head and tail classes have the equalized sampling possibilities.

(4) **CB Loss [11]**: CB Loss explores a theoretical framework to solve data overlap issue and calculate the effective number of samples in a model and loss-agnostic manner. We implement CB Loss by adding class-balanced re-weighting term to the loss function which is inversely proportional to the effective number of samples.

(5) **Mixup [66]**: Mixup trains a neural network on a convex combination of pairs of samples and their labels, and regularizes the neural network to support simple linear behavior between training examples. Mixup can be implemented in a few lines of code with minimal computational overhead.

(6) **FrameStack [13]**: FrameStack proposes a simple and effective long-tail video classification method by sampling at the frame level to balance the imbalanced class distribution, i.e. a plug-in data augmentation strategy to normalize network training, and uses sample-based prediction to adjust binary cross-entropy loss.

C. Implementation Details

We implement our method by PyTorch. We first uniformly sample 150 frames per video as input to the feature extractor and use two popular network backbones to extract features, i.e., ResNet-50 and ResNet-101 [67] pretrained on ImageNet. We obtain 2048 dimension features resulting from the penultimate layer of the ResNet. During training, three experts share the first two stages of ResNet as the backbone of the feature extraction while the later stages of ResNet and the fully-connected layer constitute independent components. We set the initial learning rate of the Adam optimizer to 0.0001, and trains for 120 epochs. Batch size is 128. Among three experts, we adopt the fully-connected layer, the batch normalization

layer and the average layer to obtain the mean μ , then subtract the mean from the sample feature, and take the result as input into the temporal attention module to obtain the region size (variance) σ of the samples. The temporal attention module is essentially a decoder-encoder. We use the sort loss function \mathcal{L}_μ and the region loss function \mathcal{L}_σ to constrain the intra-class distribution and distribution region size. For uniform distribution, we set $\gamma_k = 0.5$ for experts when constraining the region loss. For long-tailed distribution and inversely long-tailed distribution, we set $\gamma_k \in (0, 1)$ for experts. The final loss is the arithmetic sum of the classification losses of these experts.

Evaluation Metrics: We adopt mAP, Acc@1 and Acc@5 to evaluate the classification performance of our multi-expert distribution calibration method for long-tailed distribution. We evaluate the mean average precision for head classes (*videos* > 500), medium classes ($100 < \textit{videos} \leq 500$) and tail classes (*videos* ≤ 100). Furthermore, we calculate mAP, Acc@1 and Acc@5 by averaging classification accuracy of all classes. Our model achieves good performance on head, medium, and especially tail classes compared with state-of-art methods.

D. Performance Comparison

Table I summarizes the results and comparisons of our multi-expert distribution calibration method and other state-of-the-art methods on the features of VideoLT extracted by ResNet50 and ResNet-101. We evaluate mAP, Acc@1 and Acc@5 in addition to the mean average precision of head classes, medium classes and tail classes. Based on these evaluation metrics, we observed that our method significantly outperforms recent methods.

When using ResNet-50 features, the data augmentation-based Mixup method performs worse than the baseline method due to the direct data mixing between the features that clutters the labels and makes the model training difficult. Compared with Mixup, the resampling-based class-balanced sampling (CBS) and class-balanced loss (CB Loss) achieve better results, i.e., 50.7% and 51.1%, which shows that the methods of resampling the data can effectively improve the performance of long-tail video classification. The re-weighting based method LDAM-DRW and EQL consider the sampling frequency of each class when calculating the weight of cross-entropy or binary cross-entropy, and achieve better classification accuracy 50.2%. FrameStack achieves 51.6%. We observe that long-tail image classification methods are not suitable for video classification, so the FrameStack method designed for long-tail video classification achieves better performance. Our method achieves an overall mAp of 55.4%, which is 5.5% and 4.2% better compared to the baseline method and the best performing image-based methods (i.e. LDAM+DRW and EQL), respectively. Compared to the best performing video-based method (FrameStack), our method also improves the performance by 3.8%, demonstrating the effectiveness of the multi-expert distribution calibration method.

Overall, the pros and cons of various approaches on the ResNet-101 features are similar to those of the ResNet-50

TABLE I
COMPARISONS WITH THE STATE-OF-THE-ART METHODS FOR LONG-TAILED CLASSIFICATION USING FEATURES EXTRACTED FROM RESNET-50 AND RESNET-101.

| LT-Methods | | Overall | Head | Medium | Tail | Acc@1 | Acc@5 |
|------------|------------|---------|-------|--------|-------|-------|-------|
| ResNet-50 | Baseline | 0.499 | 0.675 | 0.553 | 0.376 | 0.650 | 0.828 |
| | LDAM-DRW | 0.502 | 0.680 | 0.557 | 0.378 | 0.656 | 0.811 |
| | EQL | 0.502 | 0.679 | 0.557 | 0.378 | 0.653 | 0.829 |
| | CBS | 0.491 | 0.649 | 0.545 | 0.371 | 0.640 | 0.820 |
| | CB Loss | 0.495 | 0.653 | 0.546 | 0.381 | 0.643 | 0.823 |
| | Mixup | 0.484 | 0.649 | 0.535 | 0.368 | 0.633 | 0.818 |
| | FrameStack | 0.516 | 0.683 | 0.569 | 0.397 | 0.658 | 0.834 |
| | Ours | 0.554 | 0.720 | 0.607 | 0.436 | 0.666 | 0.834 |
| ResNet-101 | Baseline | 0.516 | 0.687 | 0.568 | 0.396 | 0.663 | 0.837 |
| | LDAM-DRW | 0.518 | 0.687 | 0.572 | 0.397 | 0.664 | 0.820 |
| | EQL | 0.518 | 0.690 | 0.571 | 0.398 | 0.664 | 0.838 |
| | CBS | 0.507 | 0.660 | 0.559 | 0.390 | 0.652 | 0.828 |
| | CB Loss | 0.511 | 0.665 | 0.561 | 0.398 | 0.656 | 0.832 |
| | Mixup | 0.495 | 0.660 | 0.546 | 0.381 | 0.641 | 0.824 |
| | FrameStack | 0.532 | 0.695 | 0.584 | 0.417 | 0.667 | 0.843 |
| | Ours | 0.583 | 0.725 | 0.622 | 0.476 | 0.670 | 0.845 |

TABLE II
ABLATION EXPERIMENTS OF MEDC ON THE VIDEO-LT DATASET.

| LT-Methods | | Overall | Head | Medium | Tail | Acc@1 | Acc@5 |
|------------|-----------------------|---------|-------|--------|-------|-------|-------|
| ResNet-50 | Baseline | 0.499 | 0.675 | 0.553 | 0.376 | 0.650 | 0.828 |
| | No Temporal-Attention | 0.545 | 0.712 | 0.589 | 0.425 | 0.659 | 0.825 |
| | Expert1 | 0.506 | 0.683 | 0.562 | 0.377 | 0.649 | 0.812 |
| | Expert2 | 0.497 | 0.679 | 0.554 | 0.370 | 0.647 | 0.801 |
| | Expert3 | 0.507 | 0.679 | 0.561 | 0.384 | 0.643 | 0.807 |
| | Ours | 0.554 | 0.720 | 0.607 | 0.436 | 0.666 | 0.834 |
| ResNet-101 | Baseline | 0.516 | 0.687 | 0.568 | 0.396 | 0.663 | 0.837 |
| | No Temporal-Attention | 0.580 | 0.709 | 0.614 | 0.468 | 0.668 | 0.837 |
| | Expert1 | 0.546 | 0.679 | 0.588 | 0.461 | 0.646 | 0.828 |
| | Expert2 | 0.531 | 0.670 | 0.577 | 0.465 | 0.643 | 0.815 |
| | Expert3 | 0.547 | 0.676 | 0.586 | 0.462 | 0.649 | 0.826 |
| | Ours | 0.583 | 0.725 | 0.622 | 0.476 | 0.670 | 0.845 |

features. Mixup achieves the performance 49.5% worse than the baseline method. From Table I, we observe that compared with the model using ResNet50 features, using ResNet-101 features significantly improves the classification accuracy, which indicates that the network depth of the feature extractor will affect the final classification result.

The performance of the medium and tail classes are significantly worse than that of head classes of all methods using ResNet-50 and ResNet-101 features, which highlights the challenges of video classification task for long-tailed distributions. We observe that CB Loss obtains the best performance among long-tailed image classification methods on tail classes when using ResNet-50 and ResNet-101 features (38.1% and 39.8%), respectively. Beyond that, long-tailed video classification method FrameStack achieves better performance 39.7% using ResNet-50 features. Compared with these methods, our method achieves significant improvements of 62.2% and 47.6% for the medium and tail classes while maintaining the accuracy of overall and head classes. The mAP is 5.1% higher

than the best performing video-based methods (FrameStack), 6.5% higher than the best performing image-based methods (ie LDAM+DRW and EQL).

E. Ablation Experiments

For further understanding how the proposed MEDC method improves mAP performance for long-tailed video classification, we investigate the contributions of different components. Concretely, we study the advantage of temporal-attention module, and the advantage of different experts. We present the classification accuracy of model variants trained with different components in Table II. This section sets up four ablation experiments:

No Temporal-Attention removes the temporal-attention module. The parameter σ of Gaussian distribution is obtained directly using the fully connected layer, the batch normalization layer and the averaging layer.

Expert1 uses only long-tailed distribution expert for training. During sample re-sampling stage, we maintain the data




Fig. 3. Qualitative Analysis of Different Experts.

exhibiting in the form of long-tail distribution, and the other settings remain unchanged.

Expert2 means that only uniformly distributed expert are used for training, and the settings are as above.

Expert3 adopts only inversely distributed expert are used for training, and the settings are as above. Table II shows the classification accuracy of model variants. We observe that the performance of our model in each evaluation metrics is higher than that of any model variant, which proves that the above four modules can effectively improve the classification ability of our model on the long-tail video classification task.

To demonstrate the effectiveness of the temporal attention module, we use a fully connected layer, a batch normalization layer to directly obtain the sample variance σ , and other parameters of Gaussian distribution remain unchanged. We compare the mean average precision of No Temporal-Attention and ours using the ResNet-50 features. The mAP performance is improved to 55.4% with 0.9% increment, which shows that capturing the temporal relationship between video frames is beneficial to improve the classification accuracy.

Besides, to understand the effectiveness of the multi-expert model, we compare three different experts and keep other modules unchanged, i.e., long-tailed distribution expert, uniform distribution expert and inverse long-tailed distribution expert, respectively. The three experts perform very similarity on various evaluate metrics and have similar overall performance on the VideoLT dataset. We observe that the accuracy of uniformly distributed expert are little lower than that of the other two expert, proving that the traditional classification model based on manually-screened uniform datasets is ineffective when applied to the long-tailed distribution dataset (49.7%). In contrast, the long-tailed distribution expert and inversely long-tailed distribution expert achieved better results (50.6% and 50.7%). The results of Expert1, Expert2 and Expert3 demonstrate that the effectiveness of the single expert model is worse than our multi-expert model, which clearly

illustrates that it is beneficial to improve the generalization performance when the model considers enough differences of classes to handle inter-class distributions. The performance of various variants of our model using ResNet-101 features is roughly the similar as the experimental results of the ResNet-50 features, and achieves slightly better performance about 2%-4% increment.

F. Qualitative Analysis

We report the video classification performance using long-tailed distribution expert (Expert1), uniformly distributed expert (Expert2), inversely long-tailed expert (Expert3), and multi-expert model (Ours), respectively. As shown in Figure 3, we randomly sample 8 videos from different categories, from which we draw the following observations. The three experts in VideoLT dataset have similar overall performance on various classes while the classification performance of the three experts is still lower than that of Ours. Experimental results show the robust classification ability of the proposed multi-expert distribution calibration method considering the distribution relationship information of samples in each category (intra-class distribution) and the overall distribution of diverse data (inter-class distribution). To be specific, the Expert1 and Expert3 perform very similarly.

V. CONCLUSION

Due to the long-tailed distribution of video data in the real world, the traditional video classification method based manually selected cannot transfer well to the long-tailed video classification task. To solve the problem, we propose a novel end-to-end multi-expert distribution calibration method for long-tailed video classification, which considers the intra-class and inter-class distribution to efficiently solve the data imbalance problem. Experimental results on video datasets with long-tailed distribution report that the proposed model

significantly outperforms state-of-the-art research. In future work, we will explore more long-tailed distribution task, such as long-tailed action prediction.

REFERENCES

- [1] W. Sultani, C. Chen, and M. Shah, "Real-world anomaly detection in surveillance videos," in *Proceedings of the IEEE conference on computer vision and pattern recognition*, 2018, pp. 6479–6488.
- [2] H. Kataoka, Y. Satoh, Y. Aoki, S. Oikawa, and Y. Matsui, "Temporal and fine-grained pedestrian action recognition on driving recorder database," *Sensors*, vol. 18, no. 2, p. 627, 2018.
- [3] V. Dentamaro, D. Impedovo, and G. Pirlo, "Real-time neurodegenerative disease video classification with severity prediction," in *International Conference on Image Analysis and Processing*. Springer, 2019, pp. 618–628.
- [4] D. Tran, L. Bourdev, R. Fergus, L. Torresani, and M. Paluri, "Learning spatiotemporal features with 3d convolutional networks," in *Proceedings of the IEEE international conference on computer vision*, 2015, pp. 4489–4497.
- [5] C. Feichtenhofer, H. Fan, J. Malik, and K. He, "Slowfast networks for video recognition," in *Proceedings of the IEEE/CVF international conference on computer vision*, 2019, pp. 6202–6211.
- [6] L. Wang, Z. Tong, B. Ji, and G. Wu, "Tdn: Temporal difference networks for efficient action recognition," in *Proceedings of the IEEE/CVF Conference on Computer Vision and Pattern Recognition*, 2021, pp. 1895–1904.
- [7] N. V. Chawla, K. W. Bowyer, L. O. Hall, and W. P. Kegelmeyer, "Smote: synthetic minority over-sampling technique," *Journal of artificial intelligence research*, vol. 16, pp. 321–357, 2002.
- [8] B. C. Wallace, K. Small, C. E. Brodley, and T. A. Trikalinos, "Class imbalance, redux," in *2011 IEEE 11th international conference on data mining*. Ieee, 2011, pp. 754–763.
- [9] M. Buda, A. Maki, and M. A. Mazurowski, "A systematic study of the class imbalance problem in convolutional neural networks," *Neural Networks*, vol. 106, pp. 249–259, 2018.
- [10] A. Menon, H. Narasimhan, S. Agarwal, and S. Chawla, "On the statistical consistency of algorithms for binary classification under class imbalance," in *International Conference on Machine Learning*. PMLR, 2013, pp. 603–611.
- [11] Y. Cui, M. Jia, T.-Y. Lin, Y. Song, and S. Belongie, "Class-balanced loss based on effective number of samples," in *Proceedings of the IEEE/CVF conference on computer vision and pattern recognition*, 2019, pp. 9268–9277.
- [12] M. Ren, W. Zeng, B. Yang, and R. Urtasun, "Learning to reweight examples for robust deep learning," in *International conference on machine learning*. PMLR, 2018, pp. 4334–4343.
- [13] X. Zhang, Z. Wu, Z. Weng, H. Fu, J. Chen, Y.-G. Jiang, and L. S. Davis, "Videolt: Large-scale long-tailed video recognition," in *Proceedings of the IEEE/CVF International Conference on Computer Vision*, 2021, pp. 7960–7969.
- [14] H. He, Y. Bai, E. A. Garcia, and S. Li, "Adasyn: Adaptive synthetic sampling approach for imbalanced learning," in *2008 IEEE international joint conference on neural networks (IEEE world congress on computational intelligence)*. IEEE, 2008, pp. 1322–1328.
- [15] H. Han, W.-Y. Wang, and B.-H. Mao, "Borderline-smote: a new over-sampling method in imbalanced data sets learning," in *International conference on intelligent computing*. Springer, 2005, pp. 878–887.
- [16] C. Drummond and R. Holte, "Class imbalance and cost sensitivity: Why undersampling beats oversampling," in *ICML-KDD 2003 Workshop: Learning from Imbalanced Datasets*, vol. 3, 2003.
- [17] X. Hu, Y. Jiang, K. Tang, J. Chen, C. Miao, and H. Zhang, "Learning to segment the tail," in *Proceedings of the IEEE/CVF Conference on Computer Vision and Pattern Recognition*, 2020, pp. 14 045–14 054.
- [18] B. Zhou, Q. Cui, X.-S. Wei, and Z.-M. Chen, "Bbn: Bilateral-branch network with cumulative learning for long-tailed visual recognition," in *Proceedings of the IEEE/CVF conference on computer vision and pattern recognition*, 2020, pp. 9719–9728.
- [19] H. Guo and S. Wang, "Long-tailed multi-label visual recognition by collaborative training on uniform and re-balanced samplings," in *Proceedings of the IEEE/CVF Conference on Computer Vision and Pattern Recognition*, 2021, pp. 15 089–15 098.
- [20] C. Huang, Y. Li, C. C. Loy, and X. Tang, "Learning deep representation for imbalanced classification," in *Proceedings of the IEEE conference on computer vision and pattern recognition*, 2016, pp. 5375–5384.
- [21] K. M. Ting, "A comparative study of cost-sensitive boosting algorithms," in *In Proceedings of the 17th International Conference on Machine Learning*. Citeseer, 2000.
- [22] Z.-H. Zhou and X.-Y. Liu, "On multi-class cost-sensitive learning," *Computational Intelligence*, vol. 26, no. 3, pp. 232–257, 2010.
- [23] Q. Dong, S. Gong, and X. Zhu, "Class rectification hard mining for imbalanced deep learning," in *Proceedings of the IEEE International Conference on Computer Vision*, 2017, pp. 1851–1860.
- [24] Y.-X. Wang, D. Ramanan, and M. Hebert, "Learning to model the tail," *Advances in Neural Information Processing Systems*, vol. 30, 2017.
- [25] T. Mikolov, I. Sutskever, K. Chen, G. S. Corrado, and J. Dean, "Distributed representations of words and phrases and their compositionality," *Advances in neural information processing systems*, vol. 26, 2013.
- [26] K. Cao, C. Wei, A. Gaidon, N. Arechiga, and T. Ma, "Learning imbalanced datasets with label-distribution-aware margin loss," *Advances in neural information processing systems*, vol. 32, 2019.
- [27] J. Tan, C. Wang, B. Li, Q. Li, W. Ouyang, C. Yin, and J. Yan, "Equalization loss for long-tailed object recognition," in *Proceedings of the IEEE/CVF conference on computer vision and pattern recognition*, 2020, pp. 11 662–11 671.
- [28] J. Cai, Y. Wang, and J.-N. Hwang, "Ace: Ally complementary experts for solving long-tailed recognition in one-shot," in *Proceedings of the IEEE/CVF International Conference on Computer Vision*, 2021, pp. 112–121.
- [29] L. Xiang, G. Ding, and J. Han, "Learning from multiple experts: Self-paced knowledge distillation for long-tailed classification," in *European Conference on Computer Vision*. Springer, 2020, pp. 247–263.
- [30] X. Wang, L. Lian, Z. Miao, Z. Liu, and S. X. Yu, "Long-tailed recognition by routing diverse distribution-aware experts," *arXiv preprint arXiv:2010.01809*, 2020.
- [31] T. Wang, Y. Li, B. Kang, J. Li, J. Liew, S. Tang, S. Hoi, and J. Feng, "The devil is in classification: A simple framework for long-tail instance segmentation," in *European conference on computer vision*. Springer, 2020, pp. 728–744.
- [32] M. Kearns, Y. Mansour, D. Ron, R. Rubinfeld, R. E. Schapire, and L. Sellie, "On the learnability of discrete distributions," in *Proceedings of the twenty-sixth annual ACM symposium on Theory of computing*, 1994, pp. 273–282.
- [33] A. T. Kalai, A. Moitra, and G. Valiant, "Efficiently learning mixtures of two gaussians," in *Proceedings of the forty-second ACM symposium on Theory of computing*, 2010, pp. 553–562.
- [34] S. Dasgupta, "Learning mixtures of gaussians," in *40th Annual Symposium on Foundations of Computer Science (Cat. No. 99CB37039)*. IEEE, 1999, pp. 634–644.
- [35] B.-B. Gao, C. Xing, C.-W. Xie, J. Wu, and X. Geng, "Deep label distribution learning with label ambiguity," *IEEE Transactions on Image Processing*, vol. 26, no. 6, pp. 2825–2838, 2017.
- [36] S. Yang, L. Liu, and M. Xu, "Free lunch for few-shot learning:

- Distribution calibration,” in *International Conference on Learning Representations*, 2020.
- [37] W. Li, L. Wang, J. Huo, Y. Shi, Y. Gao, and J. Luo, “Asymmetric distribution measure for few-shot learning,” in *Proceedings of the Twenty-Ninth International Conference on International Joint Conferences on Artificial Intelligence*, 2021, pp. 2957–2963.
 - [38] L. Yang, L. Li, Z. Zhang, X. Zhou, E. Zhou, and Y. Liu, “Dpgn: Distribution propagation graph network for few-shot learning,” in *Proceedings of the IEEE/CVF Conference on Computer Vision and Pattern Recognition*, 2020, pp. 13 390–13 399.
 - [39] D. Samuel and G. Chechik, “Distributional robustness loss for long-tail learning,” in *Proceedings of the IEEE/CVF International Conference on Computer Vision*, 2021, pp. 9495–9504.
 - [40] Y.-Y. He, J. Wu, and X.-S. Wei, “Distilling virtual examples for long-tailed recognition,” in *Proceedings of the IEEE/CVF International Conference on Computer Vision*, 2021, pp. 235–244.
 - [41] J. C. Niebles, H. Wang, and L. Fei-Fei, “Unsupervised learning of human action categories using spatial-temporal words,” *International journal of computer vision*, vol. 79, no. 3, pp. 299–318, 2008.
 - [42] I. Laptev, M. Marszalek, C. Schmid, and B. Rozenfeld, “Learning realistic human actions from movies,” in *2008 IEEE Conference on Computer Vision and Pattern Recognition*. IEEE, 2008, pp. 1–8.
 - [43] J. C. Niebles, C.-W. Chen, and L. Fei-Fei, “Modeling temporal structure of decomposable motion segments for activity classification,” in *European conference on computer vision*. Springer, 2010, pp. 392–405.
 - [44] G.-S. Xie, X.-Y. Zhang, S. Yan, and C.-L. Liu, “Hybrid cnn and dictionary-based models for scene recognition and domain adaptation,” *IEEE Transactions on Circuits and Systems for Video Technology*, vol. 27, no. 6, pp. 1263–1274, 2015.
 - [45] M. Jaderberg, K. Simonyan, A. Zisserman *et al.*, “Spatial transformer networks,” *Advances in neural information processing systems*, vol. 28, 2015.
 - [46] K. Simonyan and A. Zisserman, “Two-stream convolutional networks for action recognition in videos,” *Advances in neural information processing systems*, vol. 27, 2014.
 - [47] Z. Wu, X. Wang, Y.-G. Jiang, H. Ye, and X. Xue, “Modeling spatial-temporal clues in a hybrid deep learning framework for video classification,” in *Proceedings of the 23rd ACM international conference on Multimedia*, 2015, pp. 461–470.
 - [48] J. Donahue, L. Anne Hendricks, S. Guadarrama, M. Rohrbach, S. Venugopalan, K. Saenko, and T. Darrell, “Long-term recurrent convolutional networks for visual recognition and description,” in *Proceedings of the IEEE conference on computer vision and pattern recognition*, 2015, pp. 2625–2634.
 - [49] L. Wang, Y. Xiong, Z. Wang, Y. Qiao, D. Lin, X. Tang, and L. V. Gool, “Temporal segment networks: Towards good practices for deep action recognition,” in *European conference on computer vision*. Springer, 2016, pp. 20–36.
 - [50] S. Herath, M. Harandi, and F. Porikli, “Going deeper into action recognition: A survey,” *Image and vision computing*, vol. 60, pp. 4–21, 2017.
 - [51] J. Yue-Hei Ng, M. Hausknecht, S. Vijayanarasimhan, O. Vinyals, R. Monga, and G. Toderici, “Beyond short snippets: Deep networks for video classification,” in *Proceedings of the IEEE conference on computer vision and pattern recognition*, 2015, pp. 4694–4702.
 - [52] S. Ji, W. Xu, M. Yang, and K. Yu, “3d convolutional neural networks for human action recognition,” *IEEE transactions on pattern analysis and machine intelligence*, vol. 35, no. 1, pp. 221–231, 2012.
 - [53] A. Karpathy, G. Toderici, S. Shetty, T. Leung, R. Sukthankar, and L. Fei-Fei, “Large-scale video classification with convolutional neural networks,” in *Proceedings of the IEEE conference on Computer Vision and Pattern Recognition*, 2014, pp. 1725–1732.
 - [54] Z. Wu, Y.-G. Jiang, X. Wang, H. Ye, and X. Xue, “Multi-stream multi-class fusion of deep networks for video classification,” in *Proceedings of the 24th ACM international conference on Multimedia*, 2016, pp. 791–800.
 - [55] C. Feichtenhofer, A. Pinz, and A. Zisserman, “Convolutional two-stream network fusion for video action recognition,” in *Proceedings of the IEEE conference on computer vision and pattern recognition*, 2016, pp. 1933–1941.
 - [56] Z. Wu, Y.-G. Jiang, X. Wang, H. Ye, X. Xue, and J. Wang, “Fusing multi-stream deep networks for video classification,” *arXiv preprint arXiv:1509.06086*, 2015.
 - [57] X. Yan, H. Chang, S. Shan, and X. Chen, “Modeling video dynamics with deep dynencoder,” in *European Conference on Computer Vision*. Springer, 2014, pp. 215–230.
 - [58] N. Srivastava, E. Mansimov, and R. Salakhudinov, “Unsupervised learning of video representations using lstms,” in *International conference on machine learning*. PMLR, 2015, pp. 843–852.
 - [59] P. Vincent, H. Larochelle, Y. Bengio, and P.-A. Manzagol, “Extracting and composing robust features with denoising autoencoders,” in *Proceedings of the 25th international conference on Machine learning*, 2008, pp. 1096–1103.
 - [60] I. Goodfellow, J. Pouget-Abadie, M. Mirza, B. Xu, D. Warde-Farley, S. Ozair, A. Courville, and Y. Bengio, “Generative adversarial nets,” *Advances in neural information processing systems*, vol. 27, 2014.
 - [61] R. Goroshin, J. Bruna, J. Tompson, D. Eigen, and Y. LeCun, “Unsupervised learning of spatiotemporally coherent metrics,” in *Proceedings of the IEEE international conference on computer vision*, 2015, pp. 4086–4093.
 - [62] H. Rahmani and A. Mian, “Learning a non-linear knowledge transfer model for cross-view action recognition,” in *Proceedings of the IEEE conference on computer vision and pattern recognition*, 2015, pp. 2458–2466.
 - [63] B. Fernando, E. Gavves, J. M. Oramas, A. Ghodrati, and T. Tuytelaars, “Modeling video evolution for action recognition,” in *Proceedings of the IEEE conference on computer vision and pattern recognition*, 2015, pp. 5378–5387.
 - [64] D. P. Kingma and M. Welling, “Auto-encoding variational bayes,” *arXiv preprint arXiv:1312.6114*, 2013.
 - [65] B. Kang, S. Xie, M. Rohrbach, Z. Yan, A. Gordo, J. Feng, and Y. Kalantidis, “Decoupling representation and classifier for long-tailed recognition,” in *International Conference on Learning Representations*, 2019.
 - [66] H. Zhang, M. Cisse, Y. N. Dauphin, and D. Lopez-Paz, “mixup: Beyond empirical risk minimization,” in *International Conference on Learning Representations*, 2018.
 - [67] K. He, X. Zhang, S. Ren, and J. Sun, “Deep residual learning for image recognition,” in *Proceedings of the IEEE conference on computer vision and pattern recognition*, 2016, pp. 770–778.