

Analysis Social Sparsity Audio Declipper

Pavel Závíška, Pavel Rajmic

Brno University of Technology

Faculty of Electrical Engineering and Communications, Dept. of Telecommunications

Technická 12, 61600, Brno, Czech Republic

Email: pavel.zaviska@vut.cz, pavel.rajmic@vut.cz

Abstract—We develop the analysis (cosparse) variant of the popular audio declipping algorithm of Siedenburg et al. Furthermore, we extend it by the possibility of weighting the time-frequency coefficients. We examine the audio reconstruction performance of several combinations of weights and shrinkage operators. We show that weights improve the reconstruction quality in some cases; however, the best scores achieved by the non-weighted methods are not surpassed with the help of weights. Yet, the analysis Empirical Wiener (EW) shrinkage was able to reach the quality of a computationally more expensive competitor, the Persistent Empirical Wiener (PEW). Moreover, the proposed analysis variant incorporating PEW slightly outperforms the synthesis counterpart in terms of an auditory-motivated metric.

Index Terms—audio declipping; cosparse; sparse; social sparsity; weighting

I. INTRODUCTION

We deal with the problem of recovering signal degraded by hard clipping. In such a case, the input signal $\mathbf{x} = [x_1, \dots, x_N]$ passes through a system as follows:

$$y_n = \begin{cases} x_n & \text{for } |x_n| < \theta_c, \\ \theta_c \cdot \text{sgn}(x_n) & \text{for } |x_n| \geq \theta_c, \end{cases} \quad (1)$$

making the output sample saturated if its original value exceeds the clipping threshold θ_c . This system is nonlinear but acts elementwise. The related inverse problem is called declipping.

Audio declipping has been studied for a long time, leading to a number of proposed methods. State-of-the-art approaches rely on prior signal assumptions such as sparsity [1], [2], compressibility by the non-negative matrix factorization [3], [4], or they model the signal as an autoregressive process [5], [6]. For a more thorough review, see the survey [7] and references therein. Deep learning approaches still appear rarely today [8].

The declipping method of Siedenburg et al. [1] ranks consistently high in various comparisons. It is based on signal sparsity with respect to a Gabor representation system [9]. In contrast to other methods, it employs neighborhoods of time-frequency coefficients, leading to time persistent shrinkage [10], in effect reducing musical noise reconstruction artifacts. Nevertheless, the high restoration quality is achieved also thanks to using hand-crafted shrinkage operators.

This work was supported by the project 20-29009S of the Czech Science Foundation (GACR).

The study [11] was devoted to the inclusion of auditory modeling into the audio declipping problem. Herein, we concluded that involving straightforward time-frequency coefficient weights, quadratically increasing with frequency, leads to significantly better performance in sparsity-based declipping than delicate modeling of psychoacoustic masking curves. This surprising success was the first source of inspiration for the present paper: Does the coefficient weighting lead to any performance increase also in social-sparsity-based declipping?

Lately, reports are available showing that the analysis (aka cosparse) audio processing methods perform slightly better than their synthesis (sparse) counterparts [12], [13], [14]. In some cases, analysis outperforms the synthesis approach significantly, see for example [15]. The described fact motivated us to develop the analysis social sparsity declipper and examine its behavior on audio.

Section II sums up the core knowledge about social sparsity-based declipping. Section III then describes the proposed analysis method and presents the respective numerical algorithm. Section IV introduces the reader to the experiments (both with and without coefficients weighting), reports the results, and discusses them.

II. SYNTHESIS SOCIAL SPARSITY

The background and main ingredients of the synthesis social sparsity declipping were already presented in [1]. To be more precise, the estimate of the original, non-clipped signal is sought by solving an optimization problem of the form

$$\min_{\mathbf{z}} \left\{ \frac{1}{2} \|M_R D \mathbf{z} - M_R \mathbf{y}\|_2^2 + \frac{1}{2} \|h(M_H D \mathbf{z} - M_H \theta_c \mathbf{1})\|_2^2 + \frac{1}{2} \|h(-M_L D \mathbf{z} - M_L \theta_c \mathbf{1})\|_2^2 + \lambda R(\mathbf{z}) \right\}, \quad (2)$$

where h is the hinge function, a piecewise linear function for which it holds $h(u) = -\text{ReLU}(-u)$. Furthermore, $\mathbf{y} \in \mathbb{R}^N$ is the clipped signal, $\mathbf{z} \in \mathbb{C}^P$ represents the signal coefficients and $D: \mathbb{C}^P \rightarrow \mathbb{R}^N$ is the time-frequency *synthesis* operator. Formulation (2) penalizes solutions inconsistent with the reliable, unclipped samples (the first term using the mask M_R) and solutions inconsistent with the clipping model (1) (the second and third term using masks M_H and M_L). The last term is the regularizer R with a balancing parameter λ ; this function forces sparse or structured-sparse solutions in

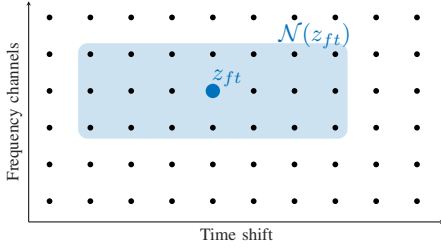


Fig. 1. Demonstration of the neighborhood $\mathcal{N}(z_{ft})$ in the TF plane.

the time-frequency domain, which is a proper prior on audio signals.

If variations of the ℓ_1 norm are put in place of R , the algorithm solving (2) contains simple shrinkages such as the soft thresholding. Since the quadratic terms in (2) are Lipschitz-differentiable, the FISTA algorithm [16] can be used as the numerical solver.

The authors of [1] rely on FISTA but show improved performance when basic shrinkages are replaced by *empirical* shrinkages, which, by the way, do not have a counterpart in terms of R , as proved in [17]. Specifically, they employ four types of shrinkages. Let z_{ft} represent a particular time-frequency coefficient. The shrinkage functions applied to each coefficient in each iteration of FISTA can involve:

$$\text{L: } \mathcal{S}_{\lambda, w_{ft}}(z_{ft}) = z_{ft} \cdot \max\left(1 - \frac{\lambda \cdot w_{ft}}{|z_{ft}|}, 0\right), \quad (3a)$$

$$\text{WGL: } \mathcal{S}_{\lambda, w_{ft}}(z_{ft}) = z_{ft} \cdot \max\left(1 - \frac{\lambda \cdot w_{ft}}{\|\mathcal{N}(z_{ft})\|_2}, 0\right), \quad (3b)$$

$$\text{EW: } \mathcal{S}_{\lambda, w_{ft}}(z_{ft}) = z_{ft} \cdot \max\left(1 - \frac{\lambda^2 \cdot w_{ft}}{|z_{ft}|^2}, 0\right), \quad (3c)$$

$$\text{PEW: } \mathcal{S}_{\lambda, w_{ft}}(z_{ft}) = z_{ft} \cdot \max\left(1 - \frac{\lambda^2 \cdot w_{ft}}{\|\mathcal{N}(z_{ft})\|_2^2}, 0\right), \quad (3d)$$

where WGL and PEW work with a coefficient neighborhood \mathcal{N} , as illustrated in Fig. 1. EW and PEW are the empirical shrinkages.

The weights w_{ft} affect the actual shrinkage thresholds. For example, (3a) implements the soft thresholding with the threshold $\lambda \cdot w_{ft}$. There are actually no weights used in [1], which corresponds to the special case of (3) with $w_{ft} = 1$ for every pair of f and t . However, we include the weights, because a part of the experiments utilizes them. In algorithm listings, shrinkages with weights are denoted in a compact form as $\mathcal{S}_{\lambda, \mathbf{w}}$, where $\mathbf{w} \in \mathbb{R}^P$, $\mathbf{w} > 0$. Alg. 1 presents the particular numerical steps leading to the solution of (2).

It is worth noting that any approach stemming from (2) produces solutions that are generally inconsistent with the clipping model. Article [18] shows that a simple replacement of reliable samples of the solution of (2) can significantly improve performance, with negligible costs.

III. ANALYSIS VARIANT OF SOCIAL SPARSITY

Among other conclusions, the audio declipping survey [7] revealed the fact that analysis (cosparse) variants of the reconstruction problems tend to perform slightly better than their

Algorithm 1: ISTA-type algorithm solving (2)

Input: \mathbf{y} , $\lambda > 0$, θ_c , M_R , M_H , M_L , D ; weights $\mathbf{w} \in \mathbb{R}_+^P$;
the shrinkage operator \mathcal{S} (L/WGL/EW/PEW)

Parameters: $\gamma \in \mathbb{R}$, $\delta = \|DD^*\|$

Initialization: $\hat{\mathbf{z}}^{(0)}$, $\mathbf{z}^{(0)} \in \mathbb{C}^P$

```

1 for  $i = 0, 1, \dots$  until convergence do
2    $\mathbf{g}_1^{(i)} = D^* M_R^* (M_R D \mathbf{z}^{(i)} - M_R \mathbf{y})$  % gradients
3    $\mathbf{g}_2^{(i)} = D^* M_H^* h(M_H D \mathbf{z}^{(i)} - M_H \theta_c \mathbf{1})$ 
4    $\mathbf{g}_3^{(i)} = D^* M_L^* h(-M_L D \mathbf{z}^{(i)} - M_L \theta_c \mathbf{1})$ 
5    $\mathbf{g}^{(i)} = \mathbf{g}_1^{(i)} + \mathbf{g}_2^{(i)} + \mathbf{g}_3^{(i)}$ 
6    $\hat{\mathbf{z}}^{(i+1)} = \mathcal{S}_{\lambda/\delta, \mathbf{w}}(\mathbf{z}^{(i)} - \frac{1}{\delta} \mathbf{g}^{(i)})$  % shrinkage
7    $\mathbf{z}^{(i+1)} = \hat{\mathbf{z}}^{(i+1)} + \gamma (\hat{\mathbf{z}}^{(i+1)} - \hat{\mathbf{z}}^{(i)})$  % extrapolate
8 return  $D \hat{\mathbf{z}}^{(i+1)}$ 

```

synthesis counterparts. Outstanding results of the synthesis-based social sparsity declipper described in Sec. II, together with its acceptable computation cost, motivated our effort to develop the analysis variant of the algorithm.

The analysis reformulation of the declipping problem (2) is fairly straightforward and reads

$$\min_{\mathbf{x}} \left\{ \frac{1}{2} \|M_R \mathbf{x} - M_R \mathbf{y}\|_2^2 + \frac{1}{2} \|h(M_H \mathbf{x} - M_H \theta_c \mathbf{1})\|_2^2 + \frac{1}{2} \|h(-M_L \mathbf{x} - M_L \theta_c \mathbf{1})\|_2^2 + \lambda R(A\mathbf{x}) \right\}, \quad (4)$$

where $\mathbf{x} \in \mathbb{R}^N$ is the sought time-domain signal and $A: \mathbb{R}^N \rightarrow \mathbb{C}^P$ is the analysis operator.

The composition of the analysis operator with R prevents us from using the FISTA algorithm. Nevertheless, there are algorithms capable of minimizing optimization problems with composed linear operators [19], [20], [21]. We stick to the Loris–Verhoeven (LV) algorithm [21], [22], [23]. The LV algorithm adapted to solving the analysis-based declipping problem (4) is proposed in Alg. 2.

Algorithm 2: Loris–Verhoeven algorithm solving (4)

Input: \mathbf{y} , $\lambda > 0$, θ_c , M_R , M_H , M_L , A ; weights $\mathbf{w} \in \mathbb{R}_+^P$;
the shrinkage operator \mathcal{S} (L/WGL/EW/PEW)

Parameters: $\sigma, \tau \in \mathbb{R}$, $\rho \in [0; 2 - \tau/2]$

Initialization: $\mathbf{x}^{(0)} \in \mathbb{R}^N$, $\mathbf{u}^{(0)} \in \mathbb{C}^P$

```

1 for  $i = 0, 1, \dots$  until convergence do
2    $\mathbf{g}_1^{(i)} = M_R^* (M_R \mathbf{x}^{(i)} - M_R \mathbf{y})$  % gradients
3    $\mathbf{g}_2^{(i)} = M_H^* h(M_H \mathbf{x}^{(i)} - M_H \theta_c \mathbf{1})$ 
4    $\mathbf{g}_3^{(i)} = M_L^* h(-M_L \mathbf{x}^{(i)} - M_L \theta_c \mathbf{1})$ 
5    $\mathbf{g}^{(i)} = \mathbf{g}_1^{(i)} + \mathbf{g}_2^{(i)} + \mathbf{g}_3^{(i)}$ 
6    $\mathbf{v}^{(i)} = \mathbf{u}^{(i)} + \sigma A(\mathbf{x}^{(i)} - \tau \mathbf{g}^{(i)} - \tau A^* \mathbf{u}^{(i)})$  % aux.
7    $\mathbf{u}^{(i+\frac{1}{2})} = \mathbf{v}^{(i)} - \sigma \mathcal{S}_{\lambda/\sigma, \mathbf{w}}(\mathbf{v}^{(i)}/\sigma)$ 
8    $\mathbf{x}^{(i+1)} = \mathbf{x}^{(i)} - \rho \tau (\mathbf{g}^{(i)} + A^* \mathbf{u}^{(i+\frac{1}{2})})$ 
9    $\mathbf{u}^{(i+1)} = \mathbf{u}^{(i)} + \rho^{(i)} (\mathbf{u}^{(i+\frac{1}{2})} - \mathbf{u}^{(i)})$ 
10 return  $\mathbf{x}^{(i+1)}$ 

```

Line 7 in Alg.2 corresponds to the proximal operator of a Fenchel–Rockafellar conjugate of \mathcal{S} , and we evaluate it indirectly using the Moreau identity [24]:

$$\text{prox}_{\alpha f^*}(\mathbf{x}) = \mathbf{x} - \alpha \text{prox}_{f/\alpha}(\mathbf{x}/\alpha) \quad \text{for } \alpha \in \mathbb{R}^+. \quad (5)$$

The algorithm convergence is guaranteed if $\sigma\tau\|A\|^2 \leq 1$, and therefore, as suggested in [23], we keep τ as the only tunable parameter and let σ be inferred as $1/(\tau\|A\|^2)$. Since the Lipschitz constant of the gradients of the smooth terms of (4) is one, the step size τ is limited to $\tau \in (0, 2)$. Another condition is put on the parameter ρ ; the respective interval is $[0; 2 - \tau/2]$.

IV. EXPERIMENTS AND RESULTS

The experiments were designed to compare the proposed analysis variant of the algorithm with its synthesis counterpart [1] in terms of the quality of restored audio.

The dataset used for the experiments was extracted from the EBU SQAM database,¹ and consists of 10 various music excerpts in mono, sampled at 44.1 kHz, with an approximate length of 7 seconds. The clipping threshold θ_c was determined individually for each audio excerpt based on the input signal-to-distortion ratio (SDR), which is defined for two signals \mathbf{u} and \mathbf{v} as

$$\text{SDR}(\mathbf{u}, \mathbf{v}) = 20 \log_{10} \frac{\|\mathbf{u}\|_2}{\|\mathbf{u} - \mathbf{v}\|_2}. \quad (6)$$

The audio excerpts were clipped according to (1) using 7 clipping levels ranging from 1 dB to 20 dB input SDR.

The algorithms were run in MATLAB 2019a using the LTFAT toolbox [25] for signal synthesis and analysis. The oversampled STFT with 8,192 samples long Hann window, 75% overlap and 16,384 frequency channels was used as the signal transform (A and D operators). The size of the neighborhood $\mathcal{N}(z_{ft})$ was set to 3×7 , (3 coefficients in the frequency direction and 7 in the time direction), which seems to be one of the top-performing setups [7].

Both algorithms used an identical setup of common parameters to ensure a fair comparison. They both exploited the adaptive restart strategy [26], which was proven in [1] to significantly accelerate the overall convergence. It consists in gradually decreasing the value of the balance parameter λ every few hundred iterations until the target value of λ is reached. In our experiments, we used 500 inner iterations and 20 outer iterations with λ logarithmically decreasing from 10^{-1} to 10^{-4} . To slightly accelerate the computations, we also added a parameter ε , which is used to break a current outer iteration if the ℓ_2 -norm of the difference between the time-domain solution from the current and previous inner iteration is smaller than ε . The value of ε was 0.001.

Other individual parameters of the algorithms were tuned and set such that the respective algorithms deliver the best possible results. The parameter γ of the ISTA-type declipper (Alg.1) changes according to $(k-1)/(k+5)$, where k is the inner iteration counter, which corresponds to the FISTA

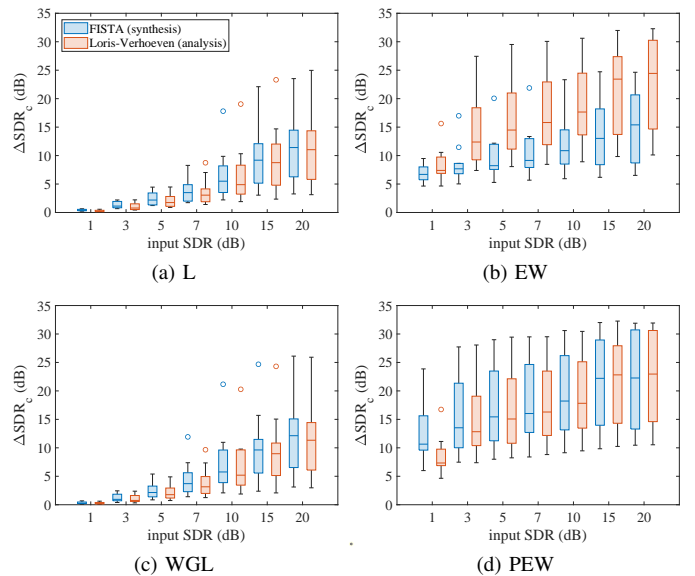


Fig. 2. Comparison of the synthesis and analysis approaches to audio declipping for 4 different shrinkage operators using ΔSDR_c .

acceleration [16]. The parameters of the Loris–Verhoeven-based declipper (Alg.2) were set to $\tau = 1.5$, $\sigma = \frac{2}{3}$, and $\rho = 1$.

A. Comparison of FISTA and LV algorithms

The quality of the reconstruction is evaluated by two metrics. The physical similarity of the declipped and ground-truth waveforms is expressed using the ΔSDR_c , which represents the SDR improvement over the clipped signal, computed only on clipped samples of the waveforms. However, similarity of waveforms may not necessarily imply perceptual quality. Therefore, the restoration quality is also evaluated using PEMO-Q [27], which is a perceptually motivated metric for evaluation of audio quality. The output of PEMO-Q is a number on the objective difference grade (ODG) scale ranging from -4 (worst quality) to 0 (best quality).

The achieved ΔSDR_c values are depicted in Fig.2 in the form of box charts, for shrinkage operators presented in Equations (3). The results show that the proposed analysis approach is slightly worse in the case of L (see Fig.2a) and WGL (see Fig.2c) shrinkage types. However, in the case of EW, it is better by almost 6 dB on average. With respect to the PEW shrinkage operator, the analysis variant performs slightly better for higher input SDR values but worse for lower input SDR values, especially for 1 dB.

The PEMO-Q results shown in Fig.3 differ from the results obtained using the ΔSDR_c metric. While the analysis variant in combination with the WGL shrinkage operator still remains marginally worse than its synthesis counterpart, for both L and PEW operators it slightly outperforms the synthesis variant in most of the test cases. The LV algorithm using the EW shrinkage even marginally overcomes the FISTA algorithm utilizing PEW, while being about 6% faster. Nevertheless, note that the computer implementation used is general for all

¹<https://tech.ebu.ch/publications/sqamed>

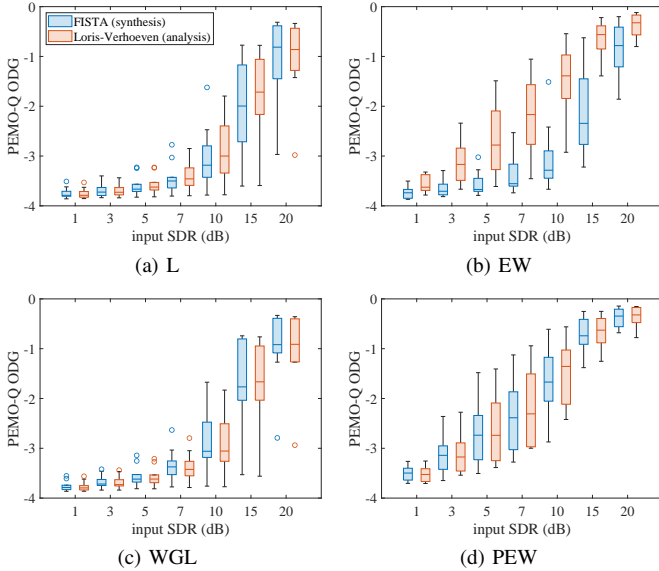


Fig. 3. Comparison of the synthesis and analysis approaches to audio declipping for four shrinkage operators using PEMO-Q.

shrinkage types, thus EW is run as a special case of PEW, the size of the neighborhood $\mathcal{N}(z_{ft})$ being 1×1 . Therefore, the computational complexity of EW could be further reduced by omitting the unnecessary steps related to neighborhood processing.

B. Coefficients weighting

As mentioned in the introduction, motivated by the quality of results from [11] obtained by penalizing higher frequencies using quadratic (parabolic) weights, we examined such a weighting also in current experiments, i.e. when shrinkage operators other than standard soft thresholding are used. Note that the determination of these weights is computationally very cheap and therefore the weighting does not introduce any additional computational complexity.

Formally, the vector of weights is computed as $\mathbf{w} = \mathbf{m} \odot \mathbf{m}$, where $\mathbf{m} = [1, \dots, \lfloor \frac{M}{2} \rfloor + 1]$ and M is the number of frequency bins of the STFT. The weights are subsequently normalized to fit the range $[0, 1]$. The weights are subsequently scaled to fill the interval $[0, 1]$.

The results comparing the parabola-weighted and non-weighted variants of FISTA and LV declippers are illustrated in Fig. 4. Herein, Fig. 4a shows the average ΔSDR_c values obtained from the nonweighted algorithms and Fig. 4b represents the parabola-weighted algorithms. Different shrinkage operators are differentiated using colors, and algorithms are distinguished by line types (solid lines for FISTA, dashed lines for LV).

To summarize results, it is possible to claim that parabola weighting improves the results for L and WGL. However, such an improvement is more pronounced in the synthesis case. Even though the synthesis variant with parabola-weighted WGL produces very good results, they are still worse by

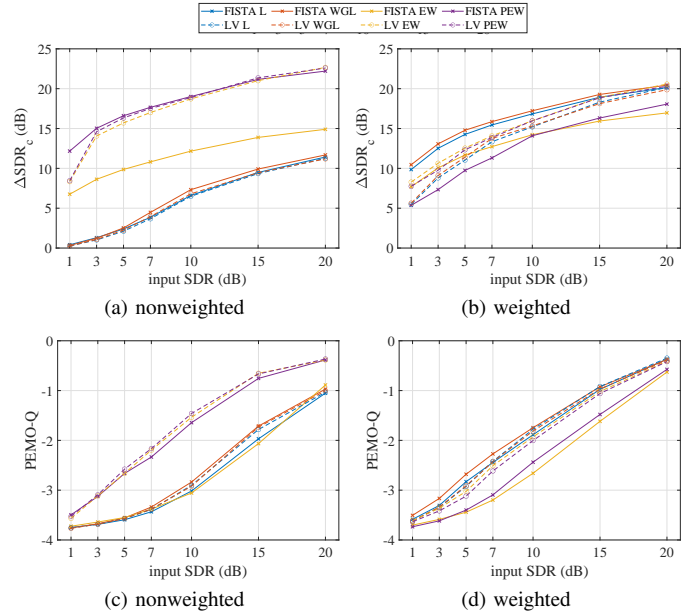


Fig. 4. Comparison of plain (nonweighted) and weighted variants of the declipping algorithms, using ΔSDR_c and PEMO-Q metrics.

approx. 2 dB compared to the results using PEW. In the case of EW, the weighting slightly improves the results in the synthesis case but deteriorates the results in the analysis case. The analysis variant, nevertheless, remains better even when the weighting is utilized. For PEW, the results obtained when weighting is introduced are worse in both the synthesis and analysis cases. Almost an identical conclusion can be drawn from the PEMO-Q results, displayed in Figs. 4c and 4d.

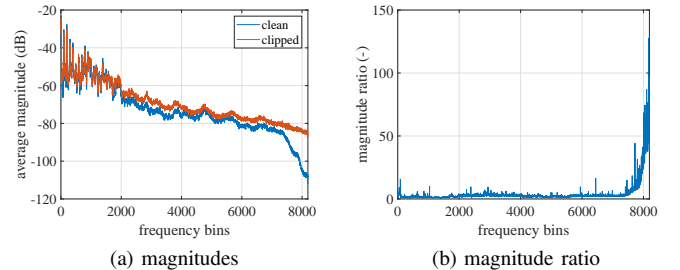


Fig. 5. Comparison of magnitudes of STFT coefficients of clean and clipped audio signal. The magnitudes are obtained from the violin audio excerpt and clipping level was 7 dB.

The most probable reason for the above-mentioned behavior is that both EW and PEW are designed to promote the sparsity of the solution by suppressing smaller coefficients. Since the energy of coefficients in audio signals generally decrease with frequency (see Fig. 5 for comparison of magnitudes of the STFT coefficients), these shrinkages already suppress higher frequencies. Additional weighting to suppress higher frequencies even more may yield situations where the middle frequencies are not thresholded enough. The average thresholds for each frequency bin for the violin audio excerpt are depicted in Fig. 6.

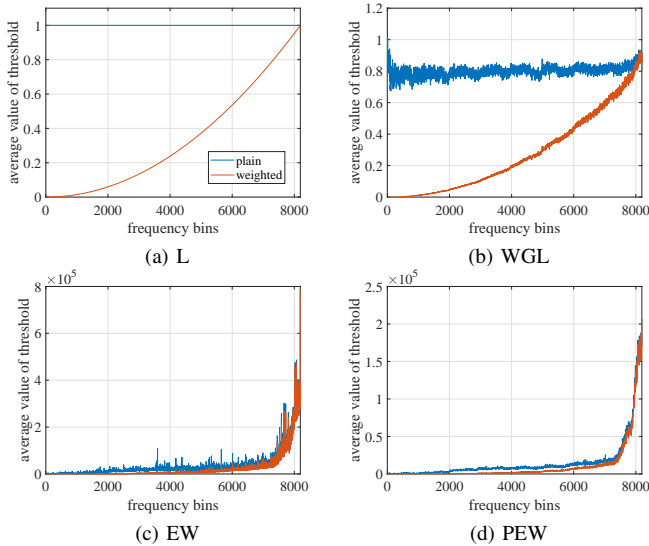


Fig. 6. Average thresholds of shrinkage operators for each frequency bin. Blue color marks thresholds of nonweighted variants and orange color represents thresholds exploiting the parabolic weights.

V. CONCLUSION

We have proposed the analysis variant of the successful audio declipper. For acquiring a numerical solution, the Loris–Verhoeven algorithm has been adopted. We have run experiments showing that the analysis variant brings improvement for some choices of the shrinkage operators. The case of the Empirical Wiener shrinkage enjoyed significant gain in the reconstruction quality this way. Most importantly, evidence shows that the analysis variant outperforms the synthesis counterpart uniformly (though slightly).

We furthermore generalized the social-sparsity declippers by the inclusion of weighting of the time-frequency coefficients. The evaluation revealed that parabolic weights enhance the reconstruction quality in some setups (mostly L and WGL). However, the best performing non-weighted choices were not beaten. This effect has been explained.

The final recommendation of algorithms which are expected to deliver top auditory quality within the examined family are: analysis PEW, analysis EW and synthesis PEW, all without weighting (see Fig.4c). Analysis EW is moreover advantageous for its lower computational complexity.

The presented results are appended to the declipping survey website <https://rajmic.github.io/declipping2020/>, through which the audio excerpts and Matlab implementations are available.

REFERENCES

- [1] K. Siedenburg, M. Kowalski, and M. Dörfler, “Audio declipping with social sparsity,” in *Acoustics, Speech and Signal Processing (ICASSP), 2014 IEEE International Conference on*. IEEE, 2014, pp. 1577–1581.
- [2] C. Gaultier, S. Kitić, R. Gribonval, and N. Bertin, “Sparsity-based audio declipping methods: Selected overview, new algorithms, and large-scale evaluation,” *IEEE/ACM Transactions on Audio, Speech, and Language Processing*, vol. 29, pp. 1174–1187, 2021.
- [3] Ç. Bilen, A. Ozerov, and P. Pérez, “Audio declipping via nonnegative matrix factorization,” in *2015 IEEE Workshop on Applications of Signal Processing to Audio and Acoustics (WASPAA)*, Oct. 2015, pp. 1–5.
- [4] —, “Solving time-domain audio inverse problems using nonnegative tensor factorization,” *IEEE Transactions on Signal Processing*, vol. 66, no. 21, pp. 5604–5617, Nov. 2018.
- [5] A. Dahimene, M. Nouredine, and A. Azrar, “A simple algorithm for the restoration of clipped speech signal,” *Informatica*, vol. 32, pp. 183–188, 2008.
- [6] T. Takahashi, K. Konishi, and T. Furukawa, “Hankel structured matrix rank minimization approach to signal declipping,” in *21st European Signal Processing Conference (EUSIPCO 2013)*, Sep. 2013, pp. 1–5.
- [7] P. Závíška, P. Rajmic, A. Ozerov, and L. Rencker, “A survey and an extensive evaluation of popular audio declipping methods,” *IEEE Journal of Selected Topics in Signal Processing*, vol. 15, no. 1, pp. 5–24, 2021.
- [8] T. Tanaka, K. Yatabe, M. Yasuda, and Y. Oikawa, “APPLADE: Adjustable plug-and-play audio declipper combining DNN with sparse optimization,” arXiv: 2202.08028, 2022.
- [9] O. Christensen, *Frames and Bases, An Introductory Course*. Boston: Birkhäuser, 2008.
- [10] M. Kowalski, K. Siedenburg, and M. Dörfler, “Social sparsity! neighborhood systems enrich structured shrinkage operators,” *IEEE Transactions on Signal Processing*, vol. 61, no. 10, pp. 2498–2511, 2013.
- [11] P. Závíška, P. Rajmic, and J. Schimmel, “Psychoacoustically motivated audio declipping based on weighted l1 minimization,” in *2019 42nd International Conference on Telecommunications and Signal Processing (TSP)*, Budapest, Hungary, Jul. 2019, pp. 338–342.
- [12] S. Kitić, N. Bertin, and R. Gribonval, “Sparsity and cosparsity for audio declipping: a flexible non-convex approach,” in *LVA/ICA 2015 – The 12th International Conference on Latent Variable Analysis and Signal Separation*, Liberec, Czech Republic, Aug. 2015, pp. 243–250.
- [13] P. Závíška, P. Rajmic, O. Mokřý, and Z. Průša, “A proper version of synthesis-based sparse audio declipper,” in *2019 IEEE International Conference on Acoustics, Speech and Signal Processing (ICASSP)*, Brighton, United Kingdom, May 2019, pp. 591–595.
- [14] P. Závíška, P. Rajmic, and O. Mokřý, “Audio dequantization using (co)sparse (non)convex methods,” in *2021 IEEE International Conference on Acoustics, Speech and Signal Processing (ICASSP)*, Toronto, Canada, 2021, pp. 701–705.
- [15] O. Mokřý and P. Rajmic, “Reweighted l1 minimization for audio inpainting,” in *Proceedings of the 2019 SPARS workshop*, Toulouse, Jul. 2019.
- [16] A. Beck and M. Teboulle, “A Fast Iterative Shrinkage-Thresholding Algorithm for Linear Inverse Problems,” *SIAM Journal on Imaging Sciences*, vol. 2, no. 1, pp. 183–202, 2009.
- [17] R. Gribonval and M. Nikolova, “A characterization of proximity operators,” *Journal of Mathematical Imaging and Vision*, vol. 62, no. 6–7, pp. 773–789, Jul. 2020.
- [18] P. Závíška, P. Rajmic, and O. Mokřý, “Audio declipping performance enhancement via crossfading,” *Signal Processing*, vol. 192, 2022.
- [19] A. Chambolle and T. Pock, “A first-order primal-dual algorithm for convex problems with applications to imaging,” *Journal of Mathematical Imaging and Vision*, vol. 40, no. 1, pp. 120–145, 2011.
- [20] L. Condat, “A primal-dual splitting method for convex optimization involving Lipschitzian, proximable and linear composite terms,” *Journal of Optimization Theory and Applications*, vol. 158, no. 2, pp. 460–479, 2013.
- [21] I. Loris and C. Verhoeven, “On a generalization of the iterative soft-thresholding algorithm for the case of non-separable penalty,” *Inverse Problems*, vol. 27, no. 12, p. 125007, Nov. 2011.
- [22] P. L. Combettes, L. Condat, J.-C. Pesquet, and B. C. Vũ, “A forward-backward view of some primal-dual optimization methods in image recovery,” in *2014 IEEE International Conference on Image Processing (ICIP)*, 2014, pp. 4141–4145.
- [23] L. Condat, D. Kitahara, A. Contreras, and A. Hirabayashi, “Proximal splitting algorithms for convex optimization: A tour of recent advances, with new twists,” arXiv: 1912.00137v7, 2019.
- [24] H. H. Bauschke and P. L. Combettes, *Convex analysis and monotone operator theory in Hilbert spaces*, 2nd ed. Cham, Switzerland: Springer, 2011.
- [25] Z. Průša, P. L. Søndergaard, N. Holighaus, C. Wiesmeyer, and P. Balazs, “The large time-frequency analysis toolbox 2.0,” in *Sound, Music, and Motion*, ser. Lecture Notes in Computer Science. Springer International Publishing, 2014, pp. 419–442.
- [26] B. O’Donoghue and E. Candes, “Adaptive restart for accelerated gradient schemes,” *Foundations of Computational Mathematics*, pp. 1–18, 2013.
- [27] R. Huber and B. Kollmeier, “PEMO-Q—A new method for objective audio quality assessment using a model of auditory perception,” *IEEE Trans. Audio Speech Language Proc.*, vol. 14, no. 6, pp. 1902–1911, Nov. 2006.