

# (Poly)Logarithmic Time Construction of Round-optimal $n$ -Block Broadcast Schedules for Broadcast and irregular Allgather in MPI

Jesper Larsson Träff  
TU Wien

Faculty of Informatics

Institute of Computer Engineering, Research Group Parallel Computing 191-4  
Treitlstrasse 3, 5th Floor, 1040 Vienna, Austria

May 23, 2022

## Abstract

We give a fast(er), communication-free, parallel construction of optimal communication schedules that allow broadcasting of  $n$  distinct blocks of data from a root processor to all other processors in 1-ported,  $p$ -processor networks with fully bidirectional communication. For any  $p$  and  $n$ , broadcasting in this model requires  $n - 1 + \lceil \log_2 p \rceil$  communication rounds. In contrast to other constructions, all processors follow the same, circulant graph communication pattern, which makes it possible to use the schedules for the allgather (all-to-all-broadcast) operation as well. The new construction takes  $O(\log^3 p)$  time steps per processor, each of which can compute its part of the schedule independently of the other processors in  $O(\log p)$  space. The result is a significant improvement over the sequential  $O(p \log^2 p)$  time and  $O(p \log p)$  space construction of Träff and Ripke (2009) with considerable practical import. The round-optimal schedule construction is then used to implement communication optimal algorithms the broadcast and (irregular) allgather collective operations as found in MPI (the *Message-Passing Interface*), and significantly and practically improve over the implementations in standard MPI libraries (`mpich`, `OpenMPI`, `Intel MPI`) for certain problem ranges. The application to the irregular allgather operation is entirely new.

## 1 Introduction

The problem is the following. In a network of  $p$  processors, one designated *root processor* has  $n$  blocks of data that has to be broadcast (transmitted to) all other processors. The processors are fully connected, and in one communication operation, a processor can simultaneously receive one block of data from one other processor and send a block of data to one other (possibly different) processor. This is the 1-ported, fully connected, bidirectional send-receive model [3]. The lower bound for the broadcast operation under these assumptions is  $n - 1 + \lceil \log_2 p \rceil$  *communication rounds* as is well known, see e.g. [1]. An optimal *broadcast schedule* reaches this lower bound, and for each processor explicitly specifies for each round which of the  $n$  blocks are to be sent and received to and from which other processors. In a homogeneous, linear-cost communication model, where transferring a message of  $m$  units between any two processors takes  $\alpha + \beta m$  units of time, this lower bound gives rise to a broadcast time of  $\alpha \lceil \log_2 p - 1 \rceil + 2\sqrt{\lceil \log_2 p - 1 \rceil \alpha \beta m} + \beta m$  by dividing  $m$  appropriately into  $n$  blocks.

It is well-known that the problem can be solved optimally when  $p$  is a power of 2, and many hypercube and binary butterfly algorithms exist, see for instance the pioneering work on EDBT (Edge Disjoint Binomial Trees) of [11]. These algorithms are typically difficult to generalize to arbitrary numbers of processors; an exception to this claim is the appealing construction based on a hypercube algorithm given in [10]. The preprocessing required for the schedule construction is  $O(\log p)$  time steps per processor, but different processors have different roles and different communication patterns in the construction. A different, explicit, optimal construction with a symmetric communication pattern was given in [18], however with a prohibitive, sequential preprocessing time of  $O(p \log^2 p)$ . Both of these algorithms [10,18] have been explicitly used in MPI (the *Message-Passing Interface*, the *de facto* standard for programming applications for high-performance, distributed memory systems [14]) libraries for implementing the `MPI_Bcast` operation [15]. Other optimal, less explicit constructions were given in [3,13], see also [6]. In the different *LogP* communication cost model, also assuming a fully-connected communication network, an optimal result for  $k$ -item broadcast was claimed in [12,16]. In arbitrary, non-fully connected communication structures, the problem of finding minimum round communication schedules is NP-complete [5,7,8].

The construction presented in the present paper improves on the sequential  $O(p \log^2 p)$  algorithm in [18] by giving a construction that for any processor in  $O(\log^3 p)$  time steps computes its necessary send- and receive schedules. The construction uses the same, symmetric communication pattern as [18], which makes it possible to use the schedules also for implementing a all-to-all-broadcast operation (also known as allgather) in which each processor has data of possibly different sizes to broadcast to all other processors. In MPI, this operation is called `MPI_Allgatherv`. It is not obvious, whether this is possible with other schedule constructions in which the processors have different roles and communication patterns [10].

## 2 The Schedule Computation

In the following,  $p$  will denote the number of processors which will be consecutively ranked  $0, 1, \dots, p-1$ , such that each of the  $p$  processors knows its own *rank*  $r \in \{0, 1, \dots, p-1\}$ . Let furthermore  $q = \lceil \log_2 p \rceil$ . The communication structure for the broadcast and all-to-all-broadcast algorithms will be a *circulant graph*  $G = (V, E)$  with vertices  $V = \{0, \dots, p-1\}$  and (directed) to- and from-edges  $(r, t_r^k), (f_r^k, r) \in E$  with  $t_r^k = (r + \mathbf{skips}[k]) \bmod p$  and  $f_r^k = (r - \mathbf{skips}[k] + p) \bmod p$  for each processor  $r \in V$ . The skips (or jumps) in the circulant graph,  $\mathbf{skips}[k], 0 \leq k < q$ , are computed by successive halving of  $p$  as shown in Algorithm 1. When  $p = 2^q$  is a power of two, the skips are likewise powers of two,  $1, 2, 4, \dots, 2^{q-1}$ . For convenience, we compute also  $\mathbf{skips}[q] = p$ . With these roughly doubling skips (jumps), the diameter of  $G$  is clearly  $q$ .

---

**Algorithm 1** Computing the skips (jumps) for  $p$  processor circulant graph ( $q = \lceil \log_2 p \rceil$ ).

---

```

1:  $k \leftarrow q$ 
2: while  $p > 1$  do
3:    $\mathbf{skips}[k] \leftarrow p$ 
4:    $p \leftarrow \lfloor p/2 \rfloor + p \bmod 2$  ▷ which is  $\lceil p/2 \rceil$ 
5:    $k \leftarrow k - 1$ 
6: end while
7:  $\mathbf{skips}[k] \leftarrow p$ 

```

---

From the construction of the skips (jumps) in Algorithm 1, the following properties can easily be observed.

**Lemma 1** *For any  $k, 0 \leq k < q$  it holds that  $\mathbf{skips}[k] + \mathbf{skips}[k] \geq \mathbf{skips}[k+1]$  (equivalently that  $\mathbf{skips}[k] \geq \mathbf{skips}[k+1] - \mathbf{skips}[k]$ ) and (by induction, observing that  $\mathbf{skips}[0] = 1$  and  $\mathbf{skips}[1] = 2$ ) that  $\sum_{i=0}^k \mathbf{skips}[i] \geq \mathbf{skips}[k+1] - 1$ . It trivially (since  $\mathbf{skips}[q] = p$  and  $\mathbf{skips}[0] = 1$ ) holds that  $\sum_{k=0}^{q-1} (\mathbf{skips}[k+1] - \mathbf{skips}[k]) = p - 1$ .*

The broadcast (and allgather) algorithm(s) will divide their data into  $n$  roughly equal sized blocks, and go through  $n - 1 + \lceil \log_2 p \rceil = n - 1 + q$  communication rounds. In round  $i, x \leq i < x + n - 1 + q$  for some round offset  $x$  (to be explained later), each processor will send and receive data blocks on its to- and from-edges  $(r, r + \mathbf{skips}[i \bmod q]) \bmod p$  and  $(r - \mathbf{skips}[i \bmod q] + p) \bmod p$ . For the algorithm to be correct and optimal, each processor must in each round a) send a block that it already had (received in a previous round), and b) receive a new block not seen so far.

---

**Algorithm 2** Finding the baseblock for processor  $r, 0 < r < p$ .

---

```

1: function BASEBLOCK( $r$ )
2:    $k \leftarrow q$ 
3:   while  $r \neq \mathbf{skips}[k]$  do
4:      $k \leftarrow k - 1$ 
5:     if  $\mathbf{skips}[k] < r$  then
6:        $r \leftarrow r - \mathbf{skips}[k]$ 
7:     end if
8:   end while
9:   return  $k$ 
10: end function

```

---

Without loss of generality, it will be assumed that broadcasting is done from *root processor*  $r = 0$  (otherwise, virtually renumber the processors by subtracting the rank of the root  $r \neq 0$  from the processor numbers modulo  $p$ ). The root processor has the  $n$  blocks of data initially, and sends these successively  $0, 1, 2, \dots, n - 1$  to processors  $(r, r + \mathbf{skips}[i \bmod q]) \bmod p$ . When a processor  $r' \neq r$  receives a first block in some round  $i$ , it greedily sends this block further along the edges  $(r', r' + \mathbf{skips}[i' \bmod q]) \bmod p$  in the following rounds  $i' = i + 1, i + 2, \dots, q - 1$ . This is the best that can be done in the first  $q$  rounds where no processors except the root has any blocks of data. The first block that a processor receives is called its *baseblock*. The list of baseblocks for processors  $r = 1, 2, \dots, p - 1$  can be computed in linear time by observing what the recipe does: In round  $i$ , root processor  $r = 0$  sends a new block to processor  $\mathbf{skips}[i]$ , and all processors  $1 \leq r < \mathbf{skips}[i]$  send their baseblocks to processors  $r + \mathbf{skips}[i]$  (when this is smaller than  $\mathbf{skips}[i + 1]$ ). This gives rise to patterns as shown for  $p = 20$  in Table 1, and for  $p = 33, 32, 31$  in Tables 2, 3 and 4. For processor  $r$  to determine its baseblock, a linear time procedure is much too slow; Algorithm 2 shows how to compute the baseblock for each non-root processor  $r, r > 0$  more efficiently by searching through the skips (jumps) starting from  $\mathbf{skips}[q]$ . Obviously, finding the baseblock for processor  $r$  takes  $O(q)$  steps. To see that the algorithm is also correct, first observe that the baseblock for a processor  $r$  with  $r = \mathbf{skips}[k]$  is  $k$ . The algorithm therefore searches for the largest  $k$  such that  $\mathbf{skips}[k] \leq r$ . This is the value of  $k$  such that processor  $r$  lies in the range  $[\mathbf{skips}[k], \mathbf{skips}[k + 1] - 1]$ ; we call this range the *homerange* for  $r$ . Since the list of baseblocks

in the homerange excluding processor  $\mathbf{skips}[k]$  is the same as the list of baseblocks in the range  $[1, \mathbf{skips}[k] - 1]$ , the baseblock for processor  $r$  can be found by searching in this range, which the algorithm accomplishes by subtracting  $\mathbf{skips}[k]$  from  $r$ .

---

**Algorithm 3** Finding all blocks in a range  $[a, b]$ , assuming  $0 \leq a \leq b < p$  The function will be called also for cyclic ranges  $[a, p - 1]$  followed by  $[0, b]$ , and can easily be modified for this situation.

---

```

1: function RANGEBLOCKS( $a, b, k$ )
2:   while  $b < \mathbf{skips}[k]$  do
3:      $k \leftarrow k - 1$ 
4:   end while
5:    $k \leftarrow k + 1$ 
6:    $k' \leftarrow k$ 
7:   while  $a \leq \mathbf{skips}[k']$  do
8:      $k' \leftarrow k' - 1$ 
9:   end while
10:   $k' \leftarrow k' + 1$  ▷ It holds that  $a \leq \mathbf{skips}[k']$  and  $b < \mathbf{skips}[k]$  with smallest  $k, k'$ 
11:  if  $k' = k$  then
12:     $B \leftarrow \text{RANGEBLOCKS}(a - \mathbf{skips}[k], b - \mathbf{skips}[k], k)$ 
13:  else if  $k' + 1 = k$  then
14:    if  $a < \mathbf{skips}[k']$  then
15:       $B \leftarrow \text{RANGEBLOCKS}(a - \mathbf{skips}[k' - 1], \mathbf{skips}[k'] - \mathbf{skips}[k' - 1] - 1, k)$ 
16:    else
17:       $B \leftarrow \emptyset$ 
18:    end if
19:     $B \leftarrow B \cup \text{RANGEBLOCKS}(0, b - \mathbf{skips}[k'], k')$ 
20:  else ▷ Possible exceptions for  $k = 1, 2, 3$  need to be handled explicitly
21:     $B \leftarrow \{0, 1, \dots, k - 1\}$ 
22:  end if
23:  return  $B$ 
24: end function

```

---

For the full broadcast operation, the  $n - 1 + q$  rounds are divided into phases of  $q$  rounds. To ensure that this can always be done, an offset  $x$  is simply computed such that  $x + n - 1 + q$  is a multiple of  $q$ . In the first phase, the baseblocks are distributed from the root processor as explained above. In the next phase, each processor  $r$  will in round  $i$  receive blocks from processors  $(r - \mathbf{skips}[i \bmod q] + p) \bmod p$  that were received in the previous phase. Each block thus received, must be a block that was indeed received by the from-processor. For processor  $r$  to compute which blocks could have been received by a from-processor, a function is needed that can compute for any successive range of processors  $[a, b]$  which baseblocks are in that range. This is accomplished by the recursive Algorithm 3 in  $O(q)$  steps. The algorithm uses the skips (jumps) to guide the search for new baseblocks based on the observation that in a homerange  $[\mathbf{skips}[k], \mathbf{skips}[k + 1] - 1]$  all  $k + 1$  blocks  $k, k - 1, \dots, 0$  are present (with the possible exception of the ranges  $[\mathbf{skips}[1], \mathbf{skips}[2] - 1]$ ,  $[\mathbf{skips}[2], \mathbf{skips}[3] - 1]$  depending on the magnitude of the skips. For instance, in the example in Table 2 for  $p = 33$ , the range  $[3, 4] = [\mathbf{skips}[2], \mathbf{skips}[3] - 1]$  has only baseblocks  $2, 0$ ). Since the algorithm goes through the skips once, the  $O(q)$  time bound follows; here, one needs to observe that the call to RANGEBLOCKS starting from  $a = 0$  does not lead to a doubling of the number of

recursive calls. Starting from  $k = q$  the algorithm locates the smallest  $k$  and  $k'$  with  $k' \leq k$  such that  $\text{skips}[k'] \geq a$  and  $\text{skips}[k] > b$ . There are here two possibilities to consider. Either  $[a, b] < \text{skips}[k]$  in which case the baseblocks can be found by searching the range  $[a - \text{skips}[k], b - \text{skips}[k]]$ , or  $a \leq \text{skips}[k'] \leq b < \text{skips}[k]$ . In the latter case, either no complete homerange is contained in  $[a, b]$  in which case the search is done on the two subranges  $[a, \text{skips}[k'] - 1]$  and  $[0, b - \text{skips}[k']]$ , or at least the homerange  $[\text{skips}[k'], \text{skips}[k' + 1] - 1]$  (precisely, the range  $[\text{skips}[k'], \text{skips}[k - 1] - 1]$ ) is contained in  $[a, b]$  and all baseblocks  $0, 1, \dots, k - 1$  are in the range, and no further searches are needed since no larger blocks than  $k - 1$  can exist in  $[a, b]$ .

The RANGEBLOCKS computation is for each processor now used to compute arrays `sendsched` and `recvsched`, such that in round  $i, 0 \leq i < q$  of each phase, the processor sends a block `sendsched[i]` and receives a block `recvsched[i]`. Obviously, it must hold that `sendsched[i] = recvsched[i']` for some  $i', 0 \leq i' < i$ , that is, the block that a processor is about to send in round  $i$  has been received in some previous round  $i' < i$ . These two arrays comprise the send and receive schedules for processor  $r$ . Algorithm 4 computes first the `recvsched`.

---

**Algorithm 4** Computing the first  $k$  blocks of the receive schedule `recvsched` for processor  $r$ .

---

```

1: function RECVSCHED( $r, k$ )                                ▷ Return the first  $k, k \leq q$  blocks for processor  $r$ 
2:    $B \leftarrow \emptyset$                                     ▷ No blocks so far
3:   for  $i = 0, 1, \dots, k$  do
4:     if  $\text{skips}[i] \leq r < \text{skips}[i + 1]$  then
5:        $\text{recvsched}[i] \leftarrow \text{BASEBLOCK}(r)$ 
6:     else
7:       if  $i = 0$  then
8:          $b \leftarrow \text{BASEBLOCK}((r - 1 + p) \bmod p)$ 
9:       else if  $i < q - 1$  then ▷ Check for new block in range of size  $\text{skips}[i + 1] - \text{skips}[i]$ 
10:         $U \leftarrow \text{RANGEBLOCKS}(r - \text{skips}[i + 1] + 1, r - \text{skips}[i], q)$ 
11:        if  $U \setminus B = \emptyset$  then
12:           $U \leftarrow \text{RANGEBLOCKS}(r - \sum_{j=0}^i \text{skips}[j], r - \text{skips}[i + 1], q)$ 
13:        end if
14:         $b \leftarrow \max(U \setminus B)$ 
15:      else                                               ▷ Last block  $i = q - 1$ 
16:         $b \leftarrow \{0, \dots, q - 1\} \setminus B$ 
17:      end if
18:       $B \leftarrow B \cup \{b\}$ 
19:       $\text{recvsched}[i] \leftarrow b - q$ 
20:    end if
21:  end for
22:  return recvsched                                     ▷ Receive blocks for first  $k$  rounds
23: end function

```

---

Processor  $r, r > 0$  will in round  $i$  receive a block from the previous phase from processor  $r' = (r - \text{skips}[i \bmod q] + p) \bmod p$ . This must be a new block that processor  $r$  has not already received in a previous round (by a processor closer to  $r$ ), and a block that processor  $r'$  already has. The algorithm maintains the set of blocks  $B$  that processor  $r$  already has received in the phase. A new block from processor  $r'$  can be in the range of baseblocks  $[r - \text{skips}[i + 1] + 1, r']$  (omitting now for readability the modulo  $q$  and  $p$  computations), since processor  $r$  will in the next round

$i + 1$  receive a block from processor  $r - \mathbf{skips}[i + 1]$ . This range is searched with the RANGEBLOCK algorithm for a set of blocks  $U$ . If this does not give rise to a new block for processor  $r$ , the range over processors from which  $r'$  can possibly have received blocks in the preceding  $i - 1$  rounds (see Lemma 1) is searched. This range is  $[r - \sum_{j=0}^i \mathbf{skips}[j], r - \mathbf{skips}[i + 1]]$ . If more than one possible new block is found,  $U \setminus B \neq \emptyset$ , the largest block is chosen. The construction for each of the  $k$  rounds invokes the RANGEBLOCK computation for a worst-case complexity of  $O(kq)$  time steps.

The correctness of the construction, guaranteeing that a new, unique block is received in every round in a phase is based on the following two observations.

**Lemma 2** *In any range of processors  $[a, b]$  of size  $\mathbf{skips}[k + 1] - \mathbf{skips}[k]$  there are at least  $k$  different baseblocks. In any range of processors  $[a, b]$  of size  $\sum_{i=0}^{k-1} \mathbf{skips}[i]$  there are at least  $k + 1$  different baseblocks.*

We argue for this key lemma by considering ranges of size  $\mathbf{skips}[k + 1] - \mathbf{skips}[k]$  which should have at least  $k$  different baseblocks. A range of size 1 (as is the case for  $k = 0$ ) has one block; also any two successive baseblocks are always different. For  $k \geq 3$ , a range of size  $\mathbf{skips}[k + 1] - \mathbf{skips}[k]$  starting at a processor rank  $i = \mathbf{skips}[k']$  for  $k' \geq k$  has  $k + 1$  different baseblocks for  $k \geq 3$ , since the baseblock at rank  $i$  is  $k'$ , and the following blocks in the range are the same as the baseblocks for the processors in the range  $1, \dots, \mathbf{skips}[k] - 1$ , which by construction has the baseblocks from 0 to  $k - 1$ . If we shift the range “upwards” (for a new range starting now at rank  $i + 1$ ) the first baseblock  $k'$  will disappear. In the case where  $\mathbf{skips}[k] + \mathbf{skips}[k] = \mathbf{skips}[k + 1]$  the “new” baseblock at the end of the range will be  $k + 1$  which is not in the range, and therefore there will again be in total  $k + 1$  different baseblocks. Otherwise, there will one baseblock less in the range, that is  $k$  different blocks in total. Shifting further up, this will not change, until arriving at a rank  $i' + 1$  which again corresponds to the baseblocks in range  $1, \dots, \mathbf{skips}[k] - 1$ , where there will again be  $k + 1$  different baseblocks. The full proof requires a careful case analysis.

The schedule in Table 2 in particular illustrates the claims of the lemma; for instance by sliding the range of size  $4 = 9 - 5 = \mathbf{skips}[4] - \mathbf{skips}[3]$  upwards. Up to starting rank 9 the range has 4 different baseblocks, whereas starting from rank 10 the range has 3 baseblocks. It suffices to consider “upwards” shifts of the ranges by virtually doubling the number of processors. The schedule for  $p = 2^5 = 32$  in Table 3 on the other hand shows a particular property for powers of two, namely that the number of different blocks in a range of size  $2^k = \mathbf{skips}[k + 1] - \mathbf{skips}[k]$  is exactly  $k + 1$ . This property, among others, makes it relatively easy to compute the schedules for  $p = 2^q$  processors in  $O(q)$  time steps, as is well-known.

---

**Algorithm 5** Computing the send schedule `sendsched` for processor  $r$  (straightforward variant).

---

```

1: function SENDSCHED( $r$ )
2:   for  $i = 0, \dots, q - 1$  do
3:     sendsched[ $i$ ]  $\leftarrow$  RECVSCHED( $r + \mathbf{skips}[i], i$ )[ $i$ ]
4:   end for
5:   return sendsched
6: end function

```

---

The send schedule computation for processor  $r$  in a straightforward, but obviously non-optimal way reuses the receive schedule computation and is shown as Algorithm 5. For each round  $i, 0 \leq i < q$ , it invokes the receive block computation for processor  $r + \mathbf{skips}[i]$  and takes the  $i$ th receive block

Table 1: Baseblocks, receive and send schedules for  $p = 20$  for all processors  $r, 0 \leq r < p$ . The jumps in the circulant graph are  $\text{skips}[i] = 1, 2, 3, 5, 10, 20$  indicated by the vertical lines.

Proccs $r$	0	1	2	3	4	5	6	7	8	9	10	11	12	13	14	15	16	17	18	19
Baseblock	0	0	1	2	0	3	0	1	2	0	4	0	1	2	0	3	0	1	2	0
Recv schedule	-5	0	-5	-4	-3	-5	-2	-5	-4	-3	-5	-1	-5	-4	-3	-5	-2	-5	-4	-3
	-3	-3	1	-5	-4	-3	-3	-2	-5	-4	-3	-3	-1	-5	-4	-3	-3	-2	-5	-4
	-4	-4	-3	2	0	-4	-4	-3	-2	-2	-4	-4	-3	-1	-1	-4	-4	-3	-2	-2
	-2	-2	-2	-2	-2	3	0	1	2	0	-2	-2	-2	-2	-2	-1	-1	-1	-1	-1
	-1	-1	-1	-1	-1	-1	-1	-1	-1	-1	4	0	1	2	0	3	0	1	2	0
Send schedule	0	-5	-4	-3	-5	-2	-5	-4	-3	-5	-1	-5	-4	-3	-5	-2	-5	-4	-3	-5
	1	-5	-4	-3	-3	-2	-5	-4	-3	-3	-1	-5	-4	-3	-3	-2	-5	-4	-3	-3
	2	0	-4	-4	-3	-2	-2	-4	-4	-3	-1	-1	-4	-4	-3	-2	-2	-4	-4	-3
	3	0	1	2	0	-2	-2	-2	-2	-2	-1	-1	-1	-1	-1	-2	-2	-2	-2	-2
	4	0	1	2	0	3	0	1	2	0	-1	-1	-1	-1	-1	-1	-1	-1	-1	-1

as the send block. This obviously fulfills the correctness condition. The complexity is bounded by the complexity of the receive block computation for  $i, i = 0, \dots, q - 1$  blocks which amounts to  $O(\sum_{i=0}^{q-1} iq) = O(\log^3 p)$ .

Summarizing the discussion, we claim the following theorem.

**Theorem 1** *In a fully connected, 1-ported communication network with  $p$  processors,  $q = \lceil \log_2 p \rceil$ , a correct communication schedule for round-optimal broadcasting in a symmetric, circulant graph pattern that for each processor  $r, 0 \leq r < p$ , consists of two arrays of size  $q$  of send and receive blocks can be computed in  $O(\log^3 p)$  time steps.*

By the way the `recvsched` array for processor  $r$  is constructed by Algorithm 4, it has the property of containing the baseblock for  $r$  (once), and  $q - 1$  different blocks from the previous phase (thus negative). Thus, by using the schedule over a sequence of phases, in the last phase each processor will have received all blocks from previous phases, and one new baseblock for the current phase. When the number of rounds and phases is finite, the last phase can cap all blocks beyond  $n$  to the last block  $n - 1$ . This will guarantee that after the last phase, all blocks have been received by all processors. In Section 2.2 this observation shows the correctness and optimality of the  $n$  block broadcast algorithm.

## 2.1 Examples

We have used the schedule computations of Algorithm 4 and Algorithm 5 to compute the communication schedules for all  $p$  processors for some illustrative values of  $p$ , namely  $p = 20$  in Table 1,  $p = 33$  in Table 2,  $p = 32$  in Table 3 and  $p = 31$  in Table 4. These schedules, in particular the latter three, show the different schedules around a power of two number of processors,  $p = 2^5 = 32$ , and are worth studying in detail: The complexity of the schedule computations can most likely be improved considerably by exploiting further structural properties of these schedules. The goal is to be able to compute both send and receive schedules in  $O(\log p)$  time steps, but whether this is possible is at the moment not known.

Table 2: Receive and send schedules for  $p = 33$  ( $\text{skips}[i] = 1, 2, 3, 5, 9, 17, 33$ , vertical lines) for all processors  $r, 0 \leq r < p$ .

0	1	2	3	4	5	6	7	8	9	10	11	12	13	14	15	16	17	18	19	20	21	22	23	24	25	26	27	28	29	30	31	32
-1	0	1	2	0	3	0	1	2	4	0	1	2	0	3	0	1	5	0	1	2	0	3	0	1	2	4	0	1	2	0	3	0
-6	0	-6	-5	-4	-6	-3	-6	-5	-4	-2	-6	-5	-4	-6	-3	-6	-5	-1	-6	-5	-4	-6	-3	-6	-5	-4	-2	-6	-5	-4	-6	-3
-3	-3	1	-6	-5	-4	-4	-3	-6	-5	-4	-2	-6	-5	-4	-4	-3	-6	-5	-1	-6	-5	-4	-4	-3	-6	-5	-4	-2	-6	-5	-4	-4
-4	-4	-3	2	0	-5	-5	-4	-3	-3	-5	-4	-2	-2	-5	-5	-4	-3	-3	-3	-1	-1	-5	-5	-4	-3	-3	-5	-4	-2	-2	-5	-5
-2	-2	-4	-3	-3	0	1	2	-6	-3	-3	-3	-2	-2	-2	-2	-2	-2	-4	-4	-3	-3	-1	-1	-1	-1	-6	-3	-3	-3	-2	-2	-2
-1	-5	-2	-2	-2	-2	-2	-2	-2	4	0	1	2	0	3	0	1	-4	-2	-2	-2	-2	-2	-2	-2	-2	-1	-1	-1	-1	-1	-1	-1
-5	-1	-1	-1	-1	-1	-1	-1	-1	-1	-1	-1	-1	-1	-1	-1	-1	5	0	1	2	0	3	0	1	2	4	0	1	2	0	3	0
0	-6	-5	-4	-6	-3	-6	-5	-4	-2	-6	-5	-4	-6	-3	-6	-5	-1	-6	-5	-4	-6	-3	-6	-5	-4	-2	-6	-5	-4	-6	-3	-6
1	-6	-5	-4	-4	-3	-6	-5	-4	-2	-6	-5	-4	-4	-3	-6	-5	-1	-6	-5	-4	-4	-3	-6	-5	-4	-2	-6	-5	-4	-4	-3	-3
2	0	-5	-5	-4	-3	-3	-5	-4	-2	-2	-5	-4	-3	-3	-3	-1	-1	-1	-5	-5	-4	-3	-3	-5	-4	-2	-2	-5	-4	-4	-3	-3
3	0	1	2	-6	-3	-3	-3	-3	-2	-2	-2	-2	-4	-4	-3	-3	-1	-1	-1	-1	-1	-6	-3	-3	-3	-2	-2	-2	-4	-3	-3	
4	0	1	2	0	3	0	1	-4	-2	-2	-2	-2	-2	-2	-2	-2	-1	-1	-1	-1	-1	-1	-1	-1	-5	-2	-2	-2	-2	-2	-2	-2
5	0	1	2	0	3	0	1	2	4	0	1	2	0	3	0	-5	-1	-1	-1	-1	-1	-1	-1	-1	-1	-1	-1	-1	-1	-1	-1	-1

Table 3: Receive and send schedules for  $p = 32$  ( $\text{skips}[i] = 1, 2, 4, 8, 16, 32$ , vertical lines) for all processors  $r, 0 \leq r < p$ .

0	1	2	3	4	5	6	7	8	9	10	11	12	13	14	15	16	17	18	19	20	21	22	23	24	25	26	27	28	29	30	31
0	0	1	0	2	0	1	0	3	0	1	0	2	0	1	0	4	0	1	0	2	0	1	0	3	0	1	0	2	0	1	0
-5	0	-5	-4	-5	-3	-5	-4	-5	-2	-5	-4	-5	-3	-5	-4	-5	-1	-5	-4	-5	-3	-5	-4	-5	-2	-5	-4	-5	-3	-5	-4
-4	-4	1	0	-4	-3	-3	-4	-4	-2	-4	-2	-4	-3	-3	-4	-4	-4	-1	-1	-1	-4	-3	-4	-4	-2	-2	-4	-3	-4	-3	-3
-3	-3	-3	-3	2	0	1	0	-3	-3	-3	-3	-2	-2	-2	-2	-3	-3	-3	-3	-1	-1	-1	-1	-3	-3	-3	-2	-2	-2	-2	-2
-2	-2	-2	-2	-2	-2	-2	-2	3	0	1	0	2	0	1	0	-2	-2	-2	-2	-2	-2	-2	-2	-2	-1	-1	-1	-1	-1	-1	-1
-1	-1	-1	-1	-1	-1	-1	-1	-1	-1	-1	-1	-1	-1	-1	-1	4	0	1	0	2	0	1	0	3	0	1	0	2	0	1	0
0	-5	-4	-5	-3	-5	-4	-5	-2	-5	-4	-5	-3	-5	-4	-5	-1	-5	-4	-5	-3	-5	-4	-5	-2	-5	-4	-5	-3	-5	-4	-5
1	0	-4	-4	-3	-3	-4	-4	-2	-2	-4	-4	-3	-3	-4	-4	-1	-1	-1	-4	-3	-3	-4	-4	-2	-2	-4	-3	-4	-3	-4	-4
2	0	1	0	-3	-3	-3	-3	-2	-2	-2	-2	-3	-3	-3	-3	-1	-1	-1	-1	-1	-1	-1	-1	-3	-3	-3	-2	-2	-2	-2	-2
3	0	1	0	2	0	1	0	3	0	1	0	2	0	1	0	-2	-2	-2	-2	-2	-2	-2	-2	-2	-1	-1	-1	-1	-1	-1	-1
4	0	1	0	-1	-1	-1	-1	-1	-1	-1	-1	-1	-1	-1	-1	4	0	1	0	2	0	1	0	3	0	1	0	2	0	1	0

Table 4: Receive and send schedules for  $p = 31$  ( $\text{skips}[i] = 1, 2, 4, 8, 16, 31$ , vertical lines) for all processors  $r, 0 \leq r < p$ .

0	1	2	3	4	5	6	7	8	9	10	11	12	13	14	15	16	17	18	19	20	21	22	23	24	25	26	27	28	29	30
0	0	1	0	2	0	1	0	3	0	1	0	2	0	1	0	4	0	1	0	2	0	1	0	3	0	1	0	2	0	1
-4	0	-5	-4	-5	-3	-5	-4	-5	-2	-5	-4	-5	-3	-5	-4	-5	-1	-5	-4	-5	-3	-5	-4	-5	-2	-5	-4	-5	-3	-5
-3	-4	1	0	-4	-4	-3	-3	-4	-4	-2	-4	-4	-3	-3	-4	-4	-4	-1	-1	-1	-4	-3	-4	-4	-2	-2	-4	-3	-4	-3
-2	-3	-3	-3	2	0	1	0	-3	-3	-3	-3	-2	-2	-2	-2	-3	-3	-3	-3	-1	-1	-1	-1	-3	-3	-3	-2	-2	-2	-2
-1	-2	-2	-2	-2	-2	-2	-2	3	0	1	0	2	0	1	0	-2	-2	-2	-2	-2	-2	-2	-2	-2	-1	-1	-1	-1	-1	-1
-5	-1	-1	-1	-1	-1	-1	-1	-1	-1	-1	-1	-1	-1	-1	-1	4	0	1	0	2	0	1	0	3	0	1	0	2	0	1
0	-5	-4	-5	-3	-5	-4	-5	-2	-5	-4	-5	-3	-5	-4	-5	-1	-5	-4	-5	-3	-5	-4	-5	-2	-5	-4	-5	-3	-5	-4
1	0	-4	-4	-3	-3	-4	-4	-2	-2	-4	-4	-3	-3	-4	-4	-1	-1	-1	-4	-3	-3	-4	-4	-2	-2	-4	-3	-4	-3	-4
2	0	1	0	-3	-3	-3	-3	-2	-2	-2	-2	-3	-3	-3	-3	-1	-1	-1	-1	-1	-1	-1	-1	-3	-3	-3	-2	-2	-2	-2
3	0	1	0	2	0	1	0	3	0	1	0	2	0	1	0	-2	-2	-2	-2	-2	-2	-2	-2	-2	-1	-1	-1	-1	-1	-1
4	0	1	0	-1	-1	-1	-1	-1	-1	-1	-1	-1	-1	-1	-1	4	0	1	0	2	0	1	0	3	0	1	0	2	0	1



## 2.2 The broadcast algorithm

---

**Algorithm 6** The  $n$ -block broadcast algorithm for processor  $r, 0 \leq r < p$  of data blocks in array **buffer**. The count  $x$  is the number of empty first rounds. Blocks smaller than 0 are neither sent nor received, and for blocks larger than  $n - 1$ , block  $n - 1$  is sent instead.

---

```

1: recvsched  $\leftarrow$  RECVSCHED( $r, q$ )
2: sendsched  $\leftarrow$  SENDSCHED( $r$ )
3:
4: for  $i = 0, 1, \dots, q - 1$  do
5:   if  $i < x$  then                                      $\triangleright$  Adjust schedule,  $x$  virtual rounds already done
6:     recvsched $[i] \leftarrow$  recvsched $[i] - x + q$ 
7:     sendsched $[i] \leftarrow$  sendsched $[i] - x + q$ 
8:   else
9:     recvsched $[i] \leftarrow$  recvsched $[i] - x$ 
10:    sendsched $[i] \leftarrow$  sendsched $[i] - x$ 
11:   end if
12: end for
13:  $i \leftarrow x$ 
14: while  $i < n + q - 1 + x$  do
15:    $k \leftarrow i \bmod q$ 
16:    $t^k \leftarrow (r + \text{skips}[k]) \bmod p$                                       $\triangleright$  to- and from-processors
17:    $f^k \leftarrow (r - \text{skips}[k] + p) \bmod p$ 
18:
19:   Send(buffer $[\text{sendsched}[k]], t^k$ ) || Recv(buffer $[\text{recvsched}[k]], f^k$ )
20:
21:   sendsched $[k] \leftarrow$  sendsched $[k] + q$ 
22:   recvsched $[k] \leftarrow$  recvsched $[k] + q$ 
23:
24:    $i \leftarrow i + 1$ 
25: end while

```

---

Finally, the **sendsched** and **recvsched** schedules can be used to broadcast the  $n$  data blocks from root processor  $r = 0$  to all other processor in the promised  $n - 1 + q$  communication rounds. The full broadcast algorithm is shown as Algorithm 6, and can readily be used to implement the **MPI\_Bcast** operation of MPI [14, Chapter 5]. Each processor first computes its send and receive schedules, and then goes through the  $n - 1 + q$  communication rounds. The rounds are divided into phases of  $q$  rounds. In each round  $k = i \bmod q$  in a phase, in parallel (indicated by ||) a processor receives and sends a data block from/to from- and to-processors ( $t^k$  and  $f^k$ ) according to its receive and send schedules. For the next phase, the block schedules are incremented by  $q$ . Data are assumed to be stored block wise in the array **buffer**.

The schedules assume a number of rounds that is a multiple of  $q$ . In order to achieve that, we introduce a number of empty dummy rounds  $x$  such that  $x + n - 1 + q$  is a multiple of  $q$  and send and receive (virtual) negative blocks  $-x, -x + 1, \dots, -1$  for the  $x$  first rounds. Send and receive blocks from the schedules that are negative are neither sent nor received, and blocks that are larger than  $n - 1$  are treated as block  $n - 1$ . Therefore, actually nothing is done in the  $x$  dummy rounds.

This trick is from [18].

Assuming a homogeneous, linear-cost communication model in which communication of  $m$  units of data between any two neighboring processors in the circulant graph takes  $\alpha + \beta m$  time units, the number of blocks  $n$  in which to divide  $m$  and the ensuing block size  $m/n$  can be balanced against each other to achieve a best possible (under this model) broadcasting time using the round-optimal schedule. We summarize the result in the following theorem.

**Theorem 2** *In a fully connected, 1-ported communication network with  $p$  processors with homogeneous, linear communication costs with latency  $\alpha$  and time per unit  $\beta$ , broadcasting from a root processor to all other processors of data of size  $m$  can be done in time  $\alpha \lceil \log_2 p - 1 \rceil + 2\sqrt{\lceil \log_2 p - 1 \rceil \alpha \beta m} + \beta m$  with a schedule construction overhead of  $O(\log^3 p)$ .*

### 2.3 A regular allgather algorithm

Before applying the broadcast schedules to the irregular all-to-all-broadcast (allgather) problem, we observe that the circulant graph communication structure can easily be used to solve the regular allgather problem, in which each processor has a data block of the same size  $m/p$ . This follows from the observations of Lemma 1. The algorithm goes through  $q$  communication rounds, using the pattern of to- and from-processors as in the broadcast algorithm in Algorithm 6. In each round  $k = 0, \dots, q - 1$ , processor  $r$  sends a range of  $\text{skips}[k + 1] - \text{skips}[k]$  blocks to the to-processor and receives an adjacent range of  $\text{skips}[k + 1] - \text{skips}[k]$  blocks from its from-processor. By this, the algorithm maintains the invariant that after round  $k$ , each processor will have a successive range of  $\text{skips}[k] + (\text{skips}[k + 1] - \text{skips}[k]) = \text{skips}[k + 1]$  blocks. After the  $q$  rounds, each processor will have its own block and  $p - 1$  blocks from the other processors. The algorithm is shown as Algorithm 7. Note that each processor stores its blocks in a `buffer` array indexed from 0, with `buffer[0]` storing initially the block contributed by the processor (the ordering convention of MPI is different). It is convenient to use the edges of the circulant graph communication structure in the opposite direction of the broadcast algorithm in Algorithm 6.

---

**Algorithm 7** The regular allgather for processor  $r, 0 \leq r < p$ . The data blocks of size  $m/p$  are stored consecutively in array `buffer` and `buffer[0]` is the initial block of size  $m/p$  for processor  $r$ . Note that the edges of the circulant graph communication structure are used in the opposite direction of the broadcast algorithm.

---

```

1: for  $k = 0, 1, \dots, q - 1$  do
2:    $t^k \leftarrow (r - \text{skips}[k] + p) \bmod p$  ▷ to- and from-processors
3:    $f^k \leftarrow (r + \text{skips}[k]) \bmod p$ 
4:
5:   Send(buffer[0, ..., skips[k + 1] - skips[k] - 1],  $t^k$ ) || Recv(buffer[skips[k], ..., skips[k + 1] - 1],  $f^k$ )
6: end for

```

---

Assuming linear time communication costs, the complexity of the algorithms is  $\alpha \lceil \log_2 p \rceil + \beta(p - 1)m/p$  since the number of communicated blocks of size  $m/p$  roughly doubles per round and sums to  $p - 1$ . This observation is an alternative to the well-known dissemination allgather algorithm in [4].

The same observations can be applied to the census (allreduce) problem and give rise to much the same algorithm as in [2]. Here, an associative and commutative operator  $\oplus$  is given, and each

---

**Algorithm 8** The census algorithm for processor  $r, 0 \leq r < p$  with an associative, commutative operator  $\oplus$ . The input for each processor  $r$  is stored in  $x_r$ , and the goal of the algorithm is to compute for each processor  $r$  the sum  $S = \bigoplus_{r=0}^{p-1} x_r$ . For convenience, a neutral element  $\perp$  for  $\oplus$  is assumed; this is not needed for a concrete implementation. Note that the edges of the circulant graph communication structure are used in the opposite direction of the broadcast algorithm; edges get adjusted at each round of the algorithm.

---

```

1:  $S \leftarrow \perp$ 
2: for  $k = 0, 1, \dots, q - 1$  do ▷ to- and from-processors
3:   if  $\text{skips}[i] + \text{skips}[i] > \text{skips}[i + 1]$  then
4:      $t^k \leftarrow (r - \text{skips}[k] + 1 + p) \bmod p$ 
5:      $f^k \leftarrow (r + \text{skips}[k] - 1) \bmod p$ 
6:      $O \leftarrow S$ 
7:   else
8:      $t^k \leftarrow (r - \text{skips}[k] + p) \bmod p$ 
9:      $f^k \leftarrow (r + \text{skips}[k]) \bmod p$ 
10:     $O \leftarrow x_r \oplus S$ 
11:  end if
12:   $\text{Send}(O, t^k) \parallel \text{Recv}(B, f^k)$ 
13:   $S \leftarrow S \oplus B$ 
14: end for
15:  $S \leftarrow x_r \oplus S$ 

```

---

processor  $r, 0 \leq r < p$  has an input value  $x_r$ . The problem is to compute, in some order, for each processor the sum  $\bigoplus_{r=0}^{p-1} x_r$  of all the input values. The idea is to maintain as invariant for each processor  $r, 0 \leq r < p$  after communication round  $k$  the sum  $S = \bigoplus_{i=1}^{\text{skips}[k+1]-1} x_{(r+i) \bmod p}$  of the values of the  $\text{skips}[k + 1] - 1$  next (higher ranked, modulo the number processors) processors, excluding the value  $x_r$  for processor  $r$  itself. The invariant can be established initially by setting  $S$  to the neutral element  $\perp$  for  $\oplus$  (a neutral element is strictly not needed, the implementation just need to be a bit more careful for the first communication round). To establish the invariant for round  $k + 1$  there are two possibilities. If  $\text{skips}[k] + \text{skips}[k] = \text{skips}[k + 1]$  (see Lemma 1), the partial sum  $S$  for processor  $r$  and the partial sum from from-processor  $r' = (r + \text{skips}[k]) \bmod p$  plus the value  $x_{r'}$  needs to be summed, so processor  $r$  receives  $x_{r'} \oplus S$  from its from-processor  $r'$ . If  $\text{skips}[k] + \text{skips}[k] = \text{skips}[k + 1] + 1 > \text{skips}[k + 1]$  (see Lemma 1, note that these conditions are equivalent to checking whether  $\text{skips}[i + 1]$  is odd or even), processor  $r'$  is of no help, and the processor instead receives from the processor just before from-processor  $r'$  its value of  $S$ , and adds that to its own partial sum. By the invariant, after the last iteration,  $S = \bigoplus_{i=1}^{\text{skips}[q]-1} x_{(r+i) \bmod p} = \bigoplus_{i=1}^{p-1} x_{(r+i) \bmod p}$ , so to get the final result,  $S$  has to be added to  $x_r$ . The algorithm is shown as Algorithm 8.

Assuming linear time communication costs, the complexity of the algorithm is  $\lceil \log_2 p \rceil (\alpha + \beta m)$  where  $m$  is the size of the input elements  $x_r$ , since in each of the  $q$  rounds a partial sum of size  $m$  is sent and received by each processor. The algorithm can be useful for cases where  $\beta m$  is small compared to  $\alpha$ .

## 2.4 The irregular allgather algorithm

---

**Algorithm 9** The  $n$ -block irregular allgather algorithm for processor  $r, 0 \leq r < p$  for data in the arrays  $\mathbf{buffer}[j], 0 \leq j < p$ . The count  $x$  is the number of empty first rounds. Blocks smaller than 0 are neither sent nor received, and for blocks larger than  $n - 1$ , block  $n - 1$  is sent instead.

---

```

1: for  $j = 0, 1, \dots, p - 1$  do
2:    $\mathbf{recvsched}[j] \leftarrow \mathbf{RECVSCHED}(j, q)$ 
3: end for
4: for  $j = 0, 1, \dots, p - 1$  do
5:   for  $k = 0, 1, \dots, q - 1$  do
6:      $t^k \leftarrow (j + \mathbf{skips}[k]) \bmod p$ 
7:      $\mathbf{sendsched}[j][k] \leftarrow \mathbf{recvsched}[t^k][k]$ 
8:   end for
9: end for
10:
11:  $i \leftarrow x$ 
12: while  $i < n + q - 1 + x$  do
13:    $k \leftarrow i \bmod q$ 
14:    $t^k \leftarrow (r + \mathbf{skips}[k]) \bmod p$  ▷ to- and from-processors
15:    $f^k \leftarrow (r - \mathbf{skips}[k] + p) \bmod p$ 
16:
17:   for  $j = 0, 1, \dots, p - 1$  do ▷ Pack
18:      $r' \leftarrow (r - j + p) \bmod p$ 
19:      $\mathbf{tempin}[j] \leftarrow \mathbf{buffer}[j][\mathbf{sendsched}[r'][k]]$ 
20:      $\mathbf{sendsched}[r'][k] \leftarrow \mathbf{sendsched}[r'][k] + q$ 
21:   end for
22:    $\mathbf{Send}(\mathbf{tempin}, t^k) \parallel \mathbf{Recv}(\mathbf{tempout}, f^k)$ 
23:   for  $j = 0, 1, \dots, p - 1$  do ▷ Unpack
24:      $r' \leftarrow (r - j + p) \bmod p$ 
25:      $\mathbf{buffer}[j][\mathbf{recvsched}[r'][k]] \leftarrow \mathbf{tempout}[j]$ 
26:      $\mathbf{recvsched}[r'][k] \leftarrow \mathbf{recvsched}[r'][k] + q$ 
27:   end for
28: end while

```

---

As a new application of the symmetric, circulant graph communication pattern and the broadcast send and receive schedules, we give an algorithm for the symmetric all-to-all-broadcast (allgather) operation in which all processors have a buffer of data to be broadcast to all other processors, in particular for the irregular case where the buffers may be of different sizes for different processors. This collective operation is likewise found in the MPI standard as `MPI_Allgather` [14, Chapter 5]. The algorithm is shown as Algorithm 9. Extending the broadcast algorithm in Algorithm 6, data are stored in an array of  $p$  buffers, one for each processor,  $\mathbf{buffer}[j], 0 \leq j < p$ . Processor  $r$  initially has data in  $\mathbf{buffer}[r]$  which it shall broadcast to the other processors, and will receive data from all other processors in  $\mathbf{buffer}[j], j \neq r$ . The buffers may be of different sizes, which we do not (have to) keep track of explicitly.

The idea is simple. Simply let each processor play the role of a root processor, and compute

the  $p$  receive schedules accordingly. The way this idea is actually realized is slightly different. First we compute a *full schedule* consisting of the receive schedules for all processors  $j, 0 \leq j < p$ . The schedule `recvsched[j]` thus gives the blocks that a virtual processor  $i$  has to receive when a virtual processor 0 is the broadcast root. A processor  $r, 0 \leq r < p$  therefore receives into `buffer[j], 0 \leq j < p` the blocks determined by `recvsched[(r - j + p) mod p]`. The blocks that are to be sent are determined likewise.

Unfortunately, the blocks that are sent and received in each round comes from different arrays `buffer[j], 0 \leq j < p` and are therefore not consecutive in memory. Instead of assuming that send and receive communication operations can deal immediately with non-consecutive data, we explicitly pack and unpack the blocks for each round to and from consecutive temporary buffers of blocks. A practical implementation of the algorithm will have to deal with this potential overhead, that can possibly be at least partly overlapped with the actual communication and/or otherwise minimized.

The total amount of data  $m = \sum_{r=0}^{p-1} m_r$  to be all-to-all-broadcast is the sum of the sizes of data  $m_r$  initially contributed by each processor  $r$ . From this, the number of communication rounds  $n$  is then computed, so as to minimize the overall communication time (see Section 3). For each `buffer[j]` the size per block is the buffer size divided by  $n$ .

Since only receive schedules need to be computed explicitly, the total time for the full schedule precomputation is  $O(p \log^2 p)$ ; therefore the algorithm can be effective only for  $m$  beyond a certain threshold that can amortize this overhead. This overhead can at least theoretically be improved to  $O(\log^2 p + p \log p)$  by letting each processor compute only the schedule for itself (as in the broadcast algorithm), and then allgathering these schedules on all processors. (assuming a  $\log p$  round allgather algorithm with linear communication volume per processor [4] or as just explained in Section 2.3).

We summarize the discussion in the following, new theorem.

**Theorem 3** *In a fully connected, 1-ported communication network with  $p$  processors with homogeneous, linear communication costs with latency  $\alpha$  and time per unit  $\beta$ , the irregular all-to-all-broadcast (allgather) problem in which each processor contributes data of size  $m_r$  for a total problem size of  $m = \sum_{r=0}^{p-1} m_r$  can be solved in time  $\alpha \lceil \log_2 p - 1 \rceil + 2\sqrt{\lceil \log_2 p - 1 \rceil} \alpha \beta m + \beta m$  with a schedule construction overhead of  $O(p \log^2 p)$ .*

### 3 Implementation and Experimental Results

The schedule computations and broadcast and irregular allgather algorithms have been implemented in C for supporting the MPI collectives `MPI_Bcast` and `MPI_Allgatherv` [14, Chapter 5] (code is available from the author, and the schedule computations has been exhaustively verified up to a large  $p > 100\,000$ ). The The implementations were tested and benchmarked on a small cluster with 36 dual socket compute nodes, each with an Intel(R) Xeon(R) Gold 6130F 16-core processor. The nodes are interconnected via dual Intel Omnipath interconnects each with a bandwidth of 100 Gbit/s. The implementations and benchmarks were compiled with `gcc 8.3.0` with the `-O3` option. For `MPI_Bcast`, we give results for three different MPI libraries, namely `mpich 3.3`, `OpenMPI 4.0.5`, and `IntelMPI 2019.9`. For `MPI_Allgatherv` we show results with the presumably best performing MPI library at disposal, `IntelMPI 2019.9`. We report the performance of our implementations against the native `MPI_Bcast` and `MPI_Allgatherv` operations of each of these libraries.

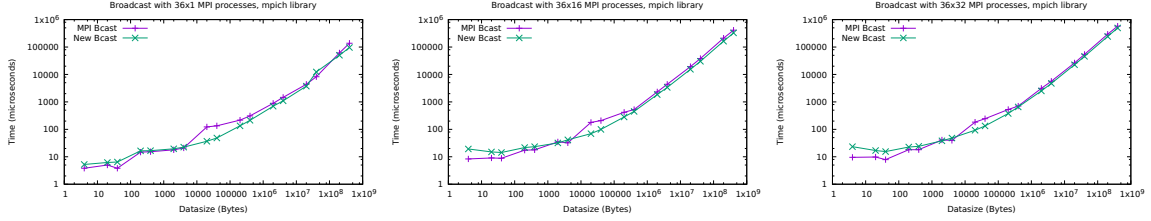


Figure 1: Broadcast results, native versus new, with the `mpich` 3.3 library with  $36 \times 1$ ,  $36 \times 16$  and  $36 \times 32$  MPI processes. The constant factor  $F$  for the block size has been chosen as  $F = 80$ .

The benchmark measures time for the operations individually for increasing problem sizes, for each measurement records the time for the slowest MPI process, and reports the minimum time over a series of 35 measurements [9]. Our comparison is fair, in the sense that the times reported for our implementations include both schedule computation and communication time. Our implementations have the same interface and functionality as the native `MPI_Bcast` and `MPI_Allgather` operations, but do not cater for technicalities related to correct handling of MPI user-defined datatypes (non-contiguous data buffers).

Results are reported for  $p = N \times n$  MPI processes where  $N$  is the number of nodes and  $n$  the number of processes per node. The input of size  $m$  is in a consecutive buffer of  $m/\text{sizeof}(\text{int})$  MPI integers of MPI type `MPI_INT`. Here it is important to stress that our implementations are done under the assumption of homogeneous communication costs (same between any pair of processes), which is not realistic for a clustered system where the cost of communication inside compute nodes is typically different (in certain respects, lower) than the cost of communication between processes on different compute nodes. There are several ways of adapting broadcast and allgather implementations to non-homogeneous, hierarchical settings, see for instance [17], but this is future work not considered here.

### 3.1 Broadcast results

For the broadcast implementation, a “best possible” block size for dividing the input of size  $m$  (Bytes) into  $n$  blocks is estimated as  $F\sqrt{m/\lceil \log p \rceil}$  for a constant factor  $F$  that has been chosen experimentally. We make no claim that the choice for  $F$  is indeed best possible, and also not that a best possible block size can be determined by such a simple expression. Different choices of  $F$  were selected for different MPI libraries. We have performed measurements with  $m$  ranging from 1 to 100 000 000 MPI integers (400 000 000 Bytes) by multiplying alternately by 2 and 5.

The broadcast results with the `mpich` 3.3 library can be seen in Figure 1, with the OpenMPI 4.0.5 library in Figure 2, and with the IntelMPI 2019.9 library in Figure 3. The plots are doubly logarithmic, so significant improvements and differences in performance may appear smaller than they actually are. The performance of the library native `MPI_Bcast` operation is plotted against the implementation using the optimal schedule computation (New Bcast). We have run with the maximum number of nodes of the cluster  $N = 36$ , and number of MPI processes per node  $n = 1, 16, 32$ . As can be seen, the library native `MPI_Bcast` operation performs quite differently for different libraries. For  $m = 400\,000\,000$  Bytes and  $n = 1$ , the `mpich` 3.3 library is the fastest with about 140 ms and IntelMPI 2019.9 the slowest with 220 ms. The new broadcast implementation is

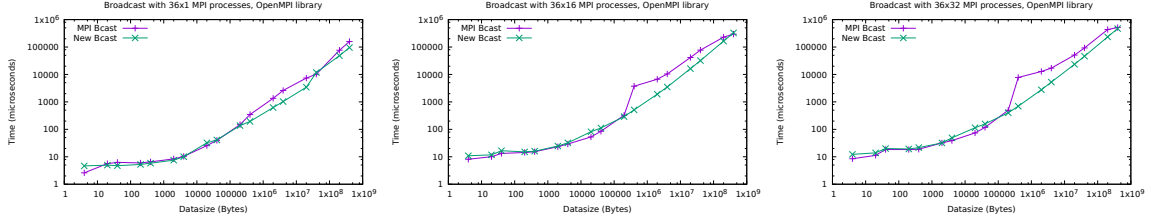


Figure 2: Broadcast results, native versus new, with the OpenMPI 4.0.5 library with  $36 \times 1$ ,  $36 \times 16$  and  $36 \times 32$  MPI processes. The constant factor  $F$  for the block size has been chosen as  $F = 100$ .

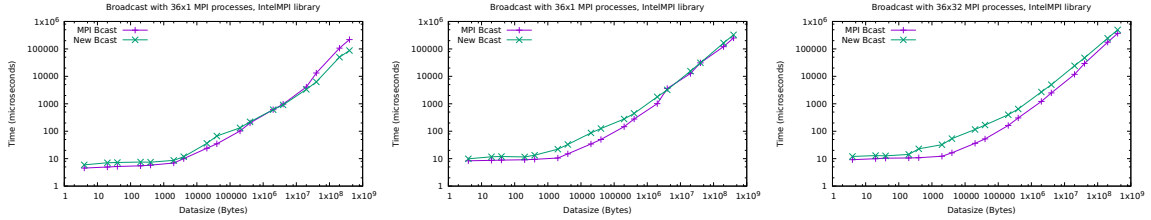


Figure 3: Broadcast results, native versus new, with the IntelMPI 2019.9 library with  $36 \times 1$ ,  $36 \times 16$  and  $36 \times 32$  MPI processes. The constant factor  $F$  for the block size has been chosen as  $F = 120$ .

in all cases faster with 95 ms and 87 ms, respectively. When the nodes are full,  $n = 32$ , the picture changes. Here the IntelMPI 2019.9 library is the fastest with 368 ms, and the new implementation actually slower with about 495 ms. For the other libraries, the new implementation is faster than the native MPI\_Bcast by a small margin (470 ms against 512 ms for the OpenMPI 4.0.5 library). The IntelMPI 2019.9 library seems to have a better hierarchical implementation for clustered systems. For smaller problem sizes, the new implementation can in many data size ranges significantly outperform the native MPI\_Bcast, sometimes by a factor of two to three.

The results indicate considerable potential for using the round-optimal broadcast algorithm in MPI libraries (as in [15]) as the basis for supporting MPI\_Bcast, but engineering is needed for determining good block sizes and reducing overheads.

### 3.2 Irregular allgather results

The experimental results on the irregular allgather implementation are cursory and not exhaustive. We create a simple instance of an irregular problem, where different MPI processes have blocks of different sizes to broadcast to the other MPI processes. We let  $m_r$  be the size of the data to be broadcast by process  $r$ , except for the last process  $r = p - 1$ , where we take  $m_{p-1} = m - \sum_{r=0}^{p-2} m_r$  for some given total problem size  $m$ . This way, the problem size can be made exactly comparable to the problem sizes used in the broadcast experiments, for instance. For the simple experiment here, we have chosen  $m_r = (r \bmod 3)m$ ,  $0 \leq r < p - 1$  such that for a chosen  $m$ ,  $m = \sum_{r=0}^{p-1} m_r$ .

For the allgather implementation, a “best possible” number of blocks  $n$  into which the input of size  $m$  (Bytes) is divided is estimated as  $\sqrt{m \lceil \log p \rceil} / G$  for another constant factor  $G$  that has been chosen experimentally. Also here, we make no claim that the choice for  $G$  is indeed best possible,

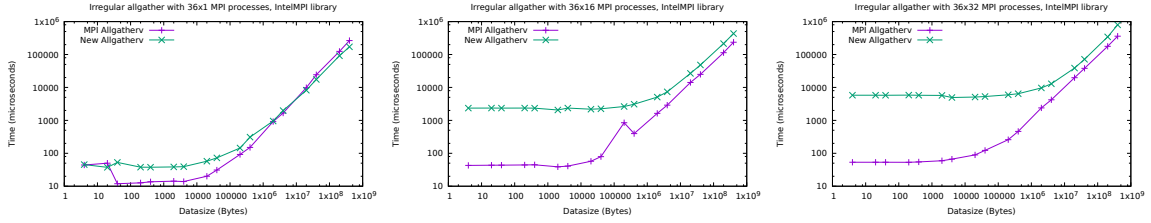


Figure 4: Irregular allgather results, native versus new, with the IntelMPI 2019.9 library with  $36 \times 1$ ,  $36 \times 16$  and  $36 \times 32$  MPI processes. The constant factor  $G$  for the number of blocks has been chosen as  $G = 40$ .

and also not that a best possible number of blocks can be determined by such a simple expression. We have report experiments only with the IntelMPI 2019.9 library which show both the promise and the problems with the current implementation. As for broadcast, we have performed measurements with  $m$  ranging from 1 to 100 000 000 MPI integers (400 000 000 Bytes) by multiplying alternately by 2 and 5.

The irregular allgather results with the IntelMPI 2019.9 library are found in Figure 4. With only one MPI process per compute node,  $n = 1$ , the new algorithm outperforms the native `MPI_Allgatherv` operation with about 171 ms against 265 ms. This is a promising result (which of course needs to be corroborated with experiments with diverse, irregular problems and distributions). As expected, this unfortunately changes quite dramatically with more than one MPI process per compute node where the new implementations is about twice as slow as the native `MPI_Allgatherv` when  $m$  is large. The overhead in this case likely mostly stems from the packing and unpacking, which makes it necessary to go over the total data twice (in addition to the communication). For small problem sizes, when the number of processes increase from 36 to 576 to 1152, the schedule computation overhead becomes considerable and dominant, from around  $40 \mu\text{s}$  to about  $5800 \mu\text{s}$ . This is consistent with the  $O(p \log^3 p)$  complexity of the schedule computation and the 32-fold increase in  $p$ . The schedule computation overhead could be amortized by precomputing the schedule (at high space cost), or part of the schedule as suggested in Section 3.2. The packing and unpacking problem in the implementation (and algorithm as explained in Section 3.2) might be alleviated some, possibly by the use of MPI derived datatypes, but more engineering work is needed here. More experimental work is called for with different types of irregular problems. It would also be worthwhile to compare against the irregular allgather algorithm described in [19].

## 4 Open Problems

The construction given for finding a correct receive schedule is in a sense quite greedy, and despite being sublinear in  $p$ , relatively expensive. The major open question is how much this can be improved, especially whether it is possible to compute both send and receive schedules in  $O(\log p)$  time steps per processor? The author believes so. Another interesting questions is whether the schedules are unique (up to simple permutations) for the given, circulant graph structure. Here the answer is actually “no” as can be seen by the counterexample for  $p = 9$  processes in shown in Table 5. How many schedules are there then for given  $p$ ? This looks like a non-trivial combinatorial problem, which it might be enlightening to solve.



Table 5: Two different receive and send schedules for  $p = 9$  processors. The differences are highlighted in the right schedule.

0	1	2	3	4	5	6	7	8	0	1	2	3	4	5	6	7	8
0	0	1	2	0	3	0	1	2	0	0	1	2	0	3	0	1	2
-2	0	-4	-3	-2	-4	-1	-4	-3	-2	0	-4	-3	-2	-4	-1	-4	-3
-3	-2	1	-4	-3	-2	-2	-1	-4	-3	-2	1	-4	-3	-2	-2	-1	<b>-1</b>
-1	-3	-2	2	0	-3	-3	-2	-1	-1	-3	-2	2	0	-3	-3	-2	<b>-4</b>
-4	-1	-1	-1	-1	3	0	1	2	-4	-1	-1	-1	-1	3	0	1	2
0	-4	-3	-2	-4	-1	-4	-3	-2	0	-4	-3	-2	-4	-1	-4	-3	-2
1	-4	-3	-2	-2	-1	-4	-3	-2	1	-4	-3	-2	-2	-1	<b>-1</b>	-3	-2
2	0	-3	-3	-2	-1	-1	-3	-2	2	0	-3	-3	-2	<b>-4</b>	-1	-3	-2
3	0	1	2	-4	-1	-1	-1	-1	3	0	1	2	-4	-1	-1	-1	-1

## 5 Summary

This paper showed that round-optimal send and receive schedules for broadcasting with a fully symmetric circulant graph communication pattern in fully-connected, bidirectional, 1-ported,  $p$ -processor communication networks can indeed be computed efficiently in sublinear,  $O(\log^3 p)$  time steps for each of the  $p$  processors, and without any communication between the processors. This is highly desirable for using such schedules for practically efficient broadcast implementations in communication libraries like MPI [14]. The schedule computations have been implemented and indeed used for broadcast and irregular allgather with considerable improvements over native MPI library implementations for the corresponding `MPI_Bcast` and `MPI_Allgatherv` operations. The interesting, open theoretical challenge (with practical impact) remains to do the schedule computation even more efficiently, possibly in only  $O(\log p)$  steps.

## References

- [1] Amotz Bar-Noy and Ching-Tien Ho. Broadcasting multiple messages in the multiport model. *IEEE Transactions on Parallel and Distributed Systems*, 10(5):500–508, 1999.
- [2] Amotz Bar-Noy, Shlomo Kipnis, and Baruch Schieber. An optimal algorithm for computing census functions in message-passing systems. *Parallel Processing Letters*, 3(1):19–23, 1993.
- [3] Amotz Bar-Noy, Shlomo Kipnis, and Baruch Schieber. Optimal multiple message broadcasting in telephone-like communication systems. *Discrete Applied Mathematics*, 100(1–2):1–15, 2000.
- [4] Jehoshua Bruck, Ching-Tien Ho, Shlomo Kipnis, Eli Upfal, and D. Weathersby. Efficient algorithms for all-to-all communications in multiport message-passing systems. *IEEE Transactions on Parallel and Distributed Systems*, 8(11):1143–1156, 1997.
- [5] Arthur M. Farley. Broadcast time in communication networks. *SIAM Journal on Applied Mathematics*, 39(2):385–390, 1980.

- [6] Petr Gregor, Riste Skrekovski, and Vida Vukasinovic. Broadcasting multiple messages in the 1-in port model in optimal time. *Journal of Combinatorial Optimization*, 36(4):1333–1355, 2018.
- [7] Hovhannes A. Harutyunyan and Zhiyuan Li. A new construction of broadcast graphs. *Discrete Applied Mathematics*, 280:144–155, 2020.
- [8] Hovhannes A. Harutyunyan and Bin Shao. An efficient heuristic for broadcasting in networks. *Journal of Parallel and Distributed Computing*, 66(1):68–76, 2006.
- [9] Sascha Hunold and Alexandra Carpen-Amarie. Reproducible MPI benchmarking is still not as easy as you think. *IEEE Transactions on Parallel and Distributed Systems*, 27(12):3617–3630, 2016.
- [10] Bin Jia. Process cooperation in multiple message broadcast. *Parallel Computing*, 35(12):572–580, 2009.
- [11] S. Lennart Johnsson and Ching-Tien Ho. Optimum broadcasting and personalized communication in hypercubes. *IEEE Transactions on Computers*, 38(9):1249–1268, 1989.
- [12] Richard M. Karp, Abhijit Sahay, Eunice E. Santos, and Klaus E. Schauser. Optimal broadcast and summation in the LogP model. In *5th Annual ACM Symposium on Parallel Algorithms and Architectures (SPAA)*, pages 142–153, 1993.
- [13] Oh-Heum Kwon and Kyung-Yong Chwa. Multiple message broadcasting in communication networks. *Networks*, 26:253–261, 1995.
- [14] MPI Forum. *MPI: A Message-Passing Interface Standard. Version 3.1*, June 4th 2015. [www.mpi-forum.org](http://www.mpi-forum.org).
- [15] Hubert Ritzdorf and Jesper Larsson Träff. Collective operations in NEC’s high-performance MPI libraries. In *20th International Parallel and Distributed Processing Symposium (IPDPS)*, page 100, 2006.
- [16] Eunice E. Santos. Optimal and near-optimal algorithms for  $k$ -item broadcast. *Journal of Parallel and Distributed Computing*, 57(2):121–139, 1999.
- [17] Jesper Larsson Träff and Sascha Hunold. Decomposing MPI collectives for exploiting multi-lane communication. In *IEEE International Conference on Cluster Computing (CLUSTER)*, pages 270–280. IEEE Computer Society, 2020.
- [18] Jesper Larsson Träff and Andreas Ripke. Optimal broadcast for fully connected processor-node networks. *Journal of Parallel and Distributed Computing*, 68(7):887–901, 2008.
- [19] Jesper Larsson Träff, Andreas Ripke, Christian Siebert, Pavan Balaji, Rajeev Thakur, and William Gropp. A pipelined algorithm for large, irregular all-gather problems. *International Journal of High Performance Computing Applications*, 24(1):58–68, 2010.