

A Case of Exponential Convergence Rates for SVM

Vivien Cabannes
ENS / INRIA*

Stefano Vigogna
University of Rome Tor Vergata

Abstract

Classification is often the first problem described in introductory machine learning classes. Generalization guarantees of classification have historically been offered by Vapnik-Chervonenkis theory. Yet those guarantees are based on intractable algorithms, which has led to the theory of surrogate methods in classification. Guarantees offered by surrogate methods are based on calibration inequalities, which have been shown to be highly sub-optimal under some margin conditions, failing short to capture exponential convergence phenomena. Those “super” fast rates are becoming to be well understood for smooth surrogates, but the picture remains blurry for non-smooth losses such as the hinge loss, associated with the renowned support vector machines. In this paper, we present a simple mechanism to obtain fast convergence rates and we investigate its usage for SVM. In particular, we show that SVM can exhibit exponential convergence rates even without assuming the hard Tsybakov margin condition.

1 Introduction

To solve a problem with computer calculations, classical computer science consists in handcrafting a set of rules. In contrast, machine learning is based on the collection of a vast amount of solved instances of this problem, and on the automatic tuning of an algorithm that maps inputs defining the problem to the desired outputs. Denote by x in a space \mathcal{X} the inputs, by $y \in \mathcal{Y}$ the outputs, and by $f : \mathcal{X} \rightarrow \mathcal{Y}$ the input/output mappings. To learn a mapping f^* , it is customary to introduce an explicit metric of error, and search for the function that minimizes it. Define this metric through a loss $\ell : \mathcal{Y} \times \mathcal{Y} \rightarrow \mathbb{R}$ that quantifies how bad a prediction $f(x)$ is when we observe y . If we assume the existence of a distribution over I/O pairs, $\rho \in \Delta_{\mathcal{X} \times \mathcal{Y}}$, that generates the instances of the problem we mean to solve, we aim to minimize the average loss value

$$\mathcal{R}(f) = \mathbb{E}_{(X,Y) \sim \rho} [\ell(f(X), Y)]. \quad (1)$$

In practice, this “risk” \mathcal{R} can be evaluated approximately with samples $\mathcal{D}_n = (X_i, Y_i)_{i \leq n}$, collected by the machine learning scientist and assumed to have been drawn independently accordingly to ρ .

We shall focus on the binary classification problem where $\mathcal{Y} = \{-1, 1\}$, and ℓ is the zero-one loss $\ell(y, z) = \mathbf{1}_{y \neq z}$. In this setting, the risk $\mathcal{R}(f)$ captures the probability of mistakes of a classifier f , and its minimizer is characterized by

$$f^* = \arg \min_{f: \mathcal{X} \rightarrow \mathcal{Y}} \mathcal{R}(f) = \text{sign } \eta, \quad \text{where} \quad \eta(x) = \mathbb{E}[Y | X = x]. \quad (2)$$

Ideally, leveraging the dataset \mathcal{D}_n , we would like to find a mapping $f_{\mathcal{D}_n} : \mathcal{X} \rightarrow \mathcal{Y}$ that is close to be optimal, in the sense that the excess of risk $\mathcal{E}(f_{\mathcal{D}_n}) = \mathcal{R}(f_{\mathcal{D}_n}) - \mathcal{R}(f^*)$ is as small as it could be. Since this quantity is actually random, inheriting from the randomness of the samples, we will focus on controlling its average. We give a brief historical review of related literature before precisising our contributions.

*DI ENS, École Normale Supérieure, Université PSL, CNRS, INRIA, 75005 Paris

1.1 Statistical learning theory

The classical approach to minimize (1) without the knowledge of ρ but with the sole access to samples $\mathcal{D}_n \sim \rho^{\otimes n}$ is to restrict the search over functions in a class $\mathcal{F} \subset \mathcal{Y}^{\mathcal{X}}$, and look for an empirical risk minimizer

$$f_{\mathcal{D}_n}^* \in \arg \min_{f \in \mathcal{F}} \mathcal{R}_{\mathcal{D}_n}, \quad \text{where} \quad \mathcal{R}_{\mathcal{D}_n}(f) = \frac{1}{n} \sum_{i=1}^n \ell(f(X_i), Y_i). \quad (3)$$

If we denote by $f_{\mathcal{F}}^*$ the minimizer of \mathcal{R} in \mathcal{F} , using the fact that $\mathcal{R}_{\mathcal{D}_n}(f_{\mathcal{F}}^*) \geq \mathcal{R}_{\mathcal{D}_n}(f_{\mathcal{D}_n}^*)$, the excess of risk can be bounded as

$$\mathcal{R}(f_{\mathcal{D}_n}^*) - \mathcal{R}(f^*) \leq 2 \underbrace{\sup_{f \in \mathcal{F}} |\mathcal{R}(f) - \mathcal{R}_{\mathcal{D}_n}(f)|}_{\text{estimation error}} + \underbrace{\mathcal{R}(f_{\mathcal{F}}^*) - \mathcal{R}(f^*)}_{\text{approximation error}}. \quad (4)$$

This bound can be seen as highly sub-optimal because it bounds the deviation of a random function with the worst deviation in the function class. However, for any class \mathcal{F} , there exists an ‘‘adversarial’’ distribution ρ for which convergence rates (of the excess of risk towards zero as a function of the number of samples $n \in \mathbb{N}$) derived through this bound can not be improved beside lowering some multiplicative constants (Vapnik, 1995). On the one hand, the estimation error can be controlled with general tools to bound the supremum of a random process (e.g., Dudley, 1967), and will decrease with a decrease in the size of the class \mathcal{F} . On the other hand, the approximation error depends on assumptions of the problem, and the bigger the size of the class \mathcal{F} , the less restrictive it will be to assume that f^* is not too different from $f_{\mathcal{F}}^*$. Hence, there is a clear trade-off between controlling both errors, which should be balanced in order to optimize a bound on the full excess of risk.

1.2 Surrogate methods

In practice, due to the combinatorial nature of discrete-valued functions, finding the empirical risk minimizer (3) is often an intractable problem (e.g., Höffgen and Simon, 1992; Arora et al., 1997). Therefore, people have approach the original problem with other perspectives. A straightforward approach is given by *plug-in classifiers*, i.e., classifiers of the form $\text{sign } \hat{\eta}$, for $\hat{\eta}$ some estimator of η . For example, such an estimator can be constructed as $\hat{\eta}(x) = \sum_{i=1}^n \alpha_i(x) Y_i$, for $\alpha_i(x)$ some weights that specify how much the observation Y_i made at the point X_i should diffuse to the point x (see Friedman, 1994, for an example). Another popular approach to solve classification problems is provided by *support vector machines* (SVM), which were introduced from geometric considerations to maximize the margin between the classes $\{x \in \mathcal{X} \mid f^*(x) = y\}$ for $y \in \{-1, 1\}$ (Cortes and Vapnik, 1995).

These two approaches can be conjointly understood as introducing a surrogate loss $L : \mathbb{R} \times \mathcal{Y} \rightarrow \mathbb{R}$ and looking for a continuous-valued function $g : \mathcal{X} \rightarrow \mathbb{R}$ that solves the surrogate problem

$$f = \text{sign } g, \quad g^* \in \arg \min_{g: \mathcal{X} \rightarrow \mathbb{R}} \mathcal{R}_S(g), \quad \text{where} \quad \mathcal{R}_S(g) = \mathbb{E}_{(X,Y) \sim \rho} [L(g(X), Y)], \quad (5)$$

where the notation S stands for ‘‘surrogate’’. To an estimate $g : \mathcal{X} \rightarrow \mathbb{R}$ of g^* we associate an estimate $f : \mathcal{X} \rightarrow \mathcal{Y}$ of f^* through the decoding step $f = \text{sign } g$. In particular, using the variational characterization of the mean, η can be estimated through $L(z, y) = |z - y|^2$. Regarding SVM, they are related to the *hinge loss* (see, e.g., Steinwart and Christmann, 2008)

$$L(z, y) = \max(0, 1 - zy), \quad (6)$$

Surrogate methods benefits from their relative easiness to optimize and the quality of their practical results. Arguably, they define the current state of the art in classification, softmax regression being particularly popular to train neural networks on classification tasks.

Surrogate methods were studied in depth by Bartlett et al. (2006), who proposed a generic framework to relate the excess of the original risk to the excess of surrogate risk through an inequality of the type

$$\mathcal{R}(f) - \mathcal{R}(f^*) \leq \psi(\mathcal{R}_S(g) - \mathcal{R}_S(g^*)), \quad (7)$$

where $f = \text{sign } g$ and ψ is a concave function, uniquely defined from L and verifying $\psi(0) = 0$. The use of a concave function is motivated by Jensen inequality, allowing to integrate an inequality derived pointwise (conditionally on an input x).

1.3 Exponential convergence rates

On the one hand, calibration inequalities (7) are appealing, as they allow to directly cast rates derived on the surrogate problem to rates on the original problem. On the other hand, because ψ has to be concave, rates in $O(n^{-r})$ on the surrogate problem can not be cast as better rates on the original problem, corresponding to the optimal inequalities where $\psi(x) = cx$ for some $c > 0$. Yet, one can find cases where the sign of η can be estimated much faster than η itself, even when this sign is estimated with surrogate methods. In particular, Mammen and Tsybakov (1999) (see also Massart and Nédélec, 2006) introduced the following condition.

Assumption 1 (Hard margin condition). *The binary classification problem defined through the distribution ρ is said to verify the (Tsybakov) hard margin condition if the conditional mean η is bounded away from zero, i.e.,*

$$\exists \eta_0 > 0; x \in \mathcal{X}, \quad |\eta(X)| > \eta_0 \quad a.s., \quad (8)$$

where the notation *a.s.* stands for almost surely. Equivalently, $|\eta|^{-1} \in L^\infty(\rho_{\mathcal{X}})$.

Indeed, under Assumption 1, leveraging sign equality, we get

$$\mathbb{E}_{\mathcal{D}_n}[\mathcal{R}(\text{sign } g_{\mathcal{D}_n})] - \mathcal{R}(f^*) \leq \mathbb{P}_{\mathcal{D}_n} \left(\|g_{\mathcal{D}_n} - \eta\|_{L^\infty} > \eta_0 \right).$$

As a consequence, an exponential concentration inequality on the L^∞ distance between $g_{\mathcal{D}_n}$ and η directly translates to exponential convergence rates on the average excess of risk. In particular, estimation methods for η based on Hölder classes of functions, such as local polynomials, are known to be well-behaved with respect to the L^∞ norm (see, e.g., the construction of covering number by Kolmogorov and Tikhomirov, 1959). This was leveraged by Audibert and Tsybakov (2007) in a seminal paper that shows how better rates can be achieved on the classification problem under Assumption 1 and a variety of weaker conditions (described later in Assumption 2).

Surprisingly, such an approach has remained somehow less popular than approaches based on calibration inequalities, and we are missing a framework to fully apprehend fast rates phenomena. Some results were achieved by Koltchinskii and Beznosova (2005). Recently, Cabannes et al. (2021b) showed that this result generalizes to any discrete output learning problem, and that approaches that naturally lead to concentration in L^2 could be turned into fast rates based on interpolation inequalities that relate the L^2 norm with the L^∞ one (notably reusing the work of Fischer and Steinwart (2020) on interpolation spaces). Exploiting the work of Marteau-Ferey et al. (2019), this can be generalized to any self-concordant loss (using self-concordance to reduce the problem to a least-squares problem); and, through the work of Lin et al. (2020), to any spectral filtering technique (beyond Tikhonov regularization), such as stochastic gradient descent, which was actually shown earlier for binary classification by Pillaud-Vivien et al. (2018) and Nitanda and Suzuki (2019). In the same stream of research, Vigogna et al. (2022) proposed a general framework to study exponential rates for smooth losses in multiclass classification beyond least-squares.

1.4 Contribution

The proofs of exponential convergence in the works quoted above are all based on the basic mechanism outlined in Audibert and Tsybakov (2007). Unfortunately, such a mechanism does not easily extend to the hinge loss. Does this mean that support vector machines do not exhibit super fast rates, and thus they are inferior to other surrogate methods? The practice seems to answer negatively. In this paper, we give a firm theoretical answer to this question. In particular, we show not only that support vector machines do achieve exponential rates, but also that they can do so even without assuming the hard margin condition. Our main contribution is to introduce a general framework to prove exponential convergence rates, and show how this framework can be applied to the hinge loss while only considering classical assumptions.

Outline. Our general strategy is illustrated on Figure 1 and consists in first finding a relation

$$\mathcal{R}_S(g_\theta) - \mathcal{R}_S(g_{\theta^*}) \geq \|\theta - \theta^*\|,$$

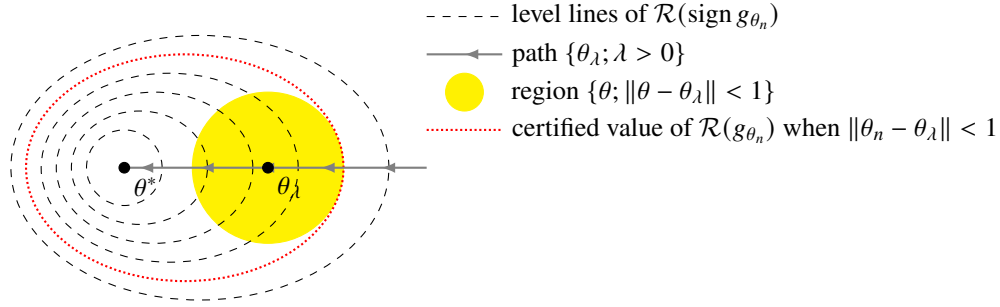


Figure 1: Our convergence analysis consists in relating natural concentration given by surrogate methods to the original excess of risk without passing by the surrogate excess of risk. As the drawing shows, concentration in parameter space Θ can be cast as deviation on the original excess of risk. Yet, such a casting relation depends on the geometry of this picture, which itself depends on what surrogate is used, what is the function to learn, how a regularized estimator approached it, and how our empirical estimate concentrates around the regularized estimator. Note that this figure illustrates an abstract mechanism that generalizes the simpler mechanism we use to derive exponential convergence rates.

for some natural parameter θ in a Banach space Θ parameterizing a class of functions $g_\theta \in \mathcal{F}$, and then show that $\text{sign } g_\theta = \text{sign } g_{\theta^*}$ when $\|\theta - \theta^*\|$ is small enough, that is,

$$\exists \varepsilon > 0; \quad \|\theta - \theta^*\| \leq \varepsilon \quad \Rightarrow \quad \text{sign } g_\theta = \text{sign } g_{\theta^*}.$$

Assuming that $\text{sign } g_{\theta^*} = f^*$, we deduce that

$$\mathbb{E}_{\mathcal{D}_n}[\mathcal{R}(\text{sign } g_{\theta_n})] - \mathcal{R}(f^*) \leq \mathbb{P}_{\mathcal{D}_n}(\mathcal{R}_S(g_{\theta_n}) - \mathcal{R}_S(g_{\theta^*}) \geq \varepsilon),$$

where g_{θ_n} is an estimate of g_θ based on the samples \mathcal{D}_n . Finally, we conclude with an exponential concentration inequality that controls the deviation of the excess of risk based on classical statistical learning theory.

2 Exponential convergence of SVM

This section is devoted to the proof of exponential convergence rates for the hinge loss. We shall fix the notation \mathcal{R}_S as the surrogate risk associated with (6). All the proofs are collected in Appendix A.

2.1 Refined calibration for the hinge loss

We start by introducing the classical weak margin condition (Mammen and Tsybakov, 1999).

Assumption 2 (Weak margin condition). *The binary classification problem defined through the distribution ρ is said to verify the (Tsybakov) p -margin condition, with $p \in (0, \infty)$, if there exists a constant $c > 0$ such that*

$$\mathbb{P}_{\rho_{\mathcal{X}}}(0 < |\eta(X)| < t) \leq ct^p, \quad (9)$$

where the notation $\rho_{\mathcal{X}}$ denotes the marginal of ρ over \mathcal{X} .

Assumption 2 is equivalent to asking for the inverse of the conditional mean $|\eta|^{-1}$ (with the convention $0^{-1} = 0$) to belong to the Lorentz space $L^{p,\infty}(\rho_{\mathcal{X}})$ (also known as weak- L^p space), which is the Banach space endowed with the norm (quasi-norm and quasi-Banach if $p < 1$)

$$\|f\|_{p,\infty} = \sup_{t>0} t \mathbb{P}_{\rho_{\mathcal{X}}}(f(X) > t)^{\frac{1}{p}}, \quad (10)$$

where the $\rho_{\mathcal{X}}$ denotes the marginal of ρ with respect to \mathcal{X} . This definition can be extended to the case $p = \infty$ by setting $L^{p,\infty}(\rho_{\mathcal{X}}) = L^\infty(\rho_{\mathcal{X}})$, which characterizes the hard margin condition in Assumption 1. We will also use $\|\cdot\|_p$, for $p \in [1, \infty]$, to denote the L^p -norm on \mathcal{X} endowed with $\rho_{\mathcal{X}}$.

We now relate the excess of risk on the hinge loss to the deviation in these spaces.

Lemma 1 (Weak- L^q concentration due to the hinge loss). *For any functions $g_1, g_2 : \mathcal{X} \rightarrow [-1, 1]$,*

$$\mathcal{R}_S(g_2) - \mathcal{R}_S(g_1) = \mathbb{E}_{\rho_{\mathcal{X}}}[-\eta(X)(g_2(X) - g_1(X))]. \quad (11)$$

In particular, under Assumption 1, for any $g : \mathcal{X} \rightarrow \mathbb{R}$,

$$\mathcal{R}_S(g) - \mathcal{R}_S(g^*) \geq \|\eta\|_{\infty}^{-1} \|\pi(g) - g^*\|_1. \quad (12)$$

where $g^ = \text{sign } \eta$ is a minimizer of \mathcal{R}_S and π is the projection of \mathbb{R} on $[-1, 1]$, defined as mapping $t \in \mathbb{R}$ to $\pi(t) = \text{sign}(t) \max\{|t|, 1\}$. Similarly, under Assumption 2, with $q = p/p+1$,*

$$\mathcal{R}_S(g) - \mathcal{R}_S(g^*) \geq 2^{-1} \|\eta\|_{p, \infty}^{-1} \|\pi(g) - g^*\|_{q, \infty}. \quad (13)$$

Lemma 1 shows that we can set the minimizer $g^* = f^* \in \{-1, 1\}^{\mathcal{X}}$. This is a useful fact as it implies that the excess of the original risk is zero as soon as $\|g - g^*\|_{\infty} < 1$. In essence, the only piece missing to prove fast convergence rates is an interpolation inequality between $L^{q, \infty}$ and L^{∞} . In the following, we will leverage Lemma 1 more subtly by considering a class of functions \mathcal{G} and assumptions on the distribution $\rho_{\mathcal{X}}$ such that, if an estimate $g \in \mathcal{G}$ has not the same sign almost everywhere as the estimator g^* , then $\|g - g^*\|_{q, \infty}$ is bounded away from zero. By contraposition, if $g \in \mathcal{G}$ presents a small excess of surrogate risk, then $\text{sign } g = \text{sign } g^*$. When \mathcal{X} is a metric space, one way to proceed is to assume that g is Lipschitz-continuous, together with some minimal mass assumptions. Let us begin with the minimal mass assumption. We first need the following definition.

Definition 1 (Well-behaved sets). *A set $U \subset \mathcal{X}$ is said to be well-behaved with respect to ρ if there exist constants $c, r, d > 0$ such that, for any $x \in U$,*

$$\forall \varepsilon \in [0, r]; \quad \rho_{\mathcal{X}}(U \cap \mathcal{B}(x, \varepsilon)) \geq c\varepsilon^d. \quad (14)$$

and $\mathcal{B}(x, \varepsilon)$ the ball in \mathcal{X} of center x and radius ε .

The following examples show that the coefficient d that appears in (14) results from the dimension of the ambient space, the regularity of singularities of the border of the set, and the decay of the density when approaching the frontier of the set.

Example 1. *The set $[0, 1]^p$ is well-behaved with coefficients $r = 1$, $d = p$ and $c = 2^{-d} \text{vol}(\mathbb{S}^{d-1})$ with respect to the Lebesgue measure in \mathbb{R}^d .*

Example 2. *The set $\{(x, y) \in \mathbb{R}^2 \mid x \in [0, 1], y \in [0, x^{n-1}]\}$ is well-behaved with coefficient $r = 1$, $d = n$ and $c = n^{-1}$ with respect to the Lebesgue measure. Reciprocally, the set $[0, 1]$ is well-behaved with coefficient $r = 1$, $d = n$ and $c = n^{-1}$ with respect to the measure whose density equals $p(x) = x^{n-1}$.*

Assumption 3 (Minimal mass assumption). *The decision regions $\mathcal{X}_y = \{x \in \text{supp}(\rho_{\mathcal{X}}) \mid f^*(x) = y\}$ for $y \in \{-1, 1\}$ are well-behaved.*

Assumption 3 is a weakening of an assumption that is commonly found in the statistical learning literature. More precisely, it is often assumed that ρ is absolutely continuous according to the Lebesgue measure λ on \mathcal{X} (assumed to be a Euclidean space), that its density is bounded away from zero on its support, and that its support has smooth boundary, so that $\lambda(\text{supp } \rho_{\mathcal{X}} \cap \mathcal{B}(x, \varepsilon)) > c'\lambda(\mathcal{B}(x, \varepsilon))$ (see the strong density assumption in Audibert and Tsybakov, 2007).

The minimal mass requirement allows to relate misclassification event to $L^{q, \infty}$ deviation.

Lemma 2. *Under Assumption 3, there exists a constants c_0 such that if g is G -Lipschitz-continuous for $G > r^{-1}$, for any $q \in (0, 1]$*

$$\exists x \in \text{supp } \rho_{\mathcal{X}}; |g(x) - g^*(x)| \geq 1 \quad \Rightarrow \quad \|g - g^*\|_{q, \infty} \geq c_0 G^{-\frac{d}{q}}. \quad (15)$$

Putting together Lemmas 1 and 2, we obtain the following refined calibration.

Proposition 1. *Under Assumptions 2 and 3, if g is G -Lipschitz-continuous with $G > r^{-1}$, we have*

$$\mathcal{R}_S(g) - \mathcal{R}_S(g^*) \leq 2^{-1} \|\eta\|_{p, \infty}^{-1} c_0 G^{-\frac{d(p+1)}{p}} \quad \Rightarrow \quad \mathcal{R}(\text{sign } g) = \mathcal{R}(f^*). \quad (16)$$

2.2 Trade-off between estimation and approximation errors

We are now left with the research of $g_{\mathcal{D}_n}$ inside a class of Lipschitz-continuous functions such that $\mathcal{R}_S(g_{\mathcal{D}_n}) - \mathcal{R}_S(g^*)$ is sub-Gaussian (its randomness being inherited from the dataset \mathcal{D}_n from which $g_{\mathcal{D}_n}$ is built). To do so, let us consider a linear class of functions

$$\mathcal{G}_{M,\sigma} = \{x \mapsto \langle \theta, \varphi(\sigma^{-1}x) \rangle \mid \theta \in \mathcal{H}, \|\theta\|_{\mathcal{H}} \leq M\}, \quad (17)$$

where \mathcal{H} is a separable Hilbert space, $\varphi : \mathcal{X} \rightarrow \mathcal{H}$ is a G_φ -Lipschitz-continuous mapping, and $\sigma > 0$ is a scaling (or bandwidth) parameter. Such a class of functions can be entirely described from the kernel $k(x, x') = \langle \varphi(x), \varphi(x') \rangle$ (see Scholkopf and Smola, 2001, for a primer on kernel methods). An example for \mathcal{G} is given by the Gaussian kernel, a.k.a. radial basis function, $k(x, x') = \exp(-\|x - x'\|^2)$. Using Cauchy-Schwarz, it is easy to show that any function in $\mathcal{G}_{M,\sigma}$ is $MG_\varphi\sigma^{-1}$ -Lipschitz-continuous.

In order to find a function $g_{\mathcal{D}_n}$ that is likely to minimize \mathcal{R}_S without accessing the distribution ρ , but only i.i.d. samples $\mathcal{D}_n = (X_i, Y_i)_{i \leq n} \sim \rho^{\otimes n}$, it is classical to consider the empirical risk minimizer

$$g_{\mathcal{D}_n} \in \arg \min_{g \in \mathcal{G}_{M,\sigma}} \frac{1}{n} \sum_{i=1}^n L(g(X_i), Y_i). \quad (18)$$

This problem is convex with respect to θ parameterizing $g \in \mathcal{G}_{M,\sigma}$, and is easily optimized with duality. We refer the curious reader to the extensive literature on SVM (see Cristianini and Shawe-Taylor, 2000; Scholkopf and Smola, 2001; Steinwart and Christmann, 2008, for books on the matter).

In order to show that $\mathcal{R}_S(g_{\mathcal{D}_n})$ is close to $\mathcal{R}_S(g^*)$, one can apply classical results from statistical learning theory, and in particular (4). The estimation error can be bounded using the extensive literature on Rademacher complexity for linear classes of functions on Lipschitz-continuous losses (Bartlett and Mendelson, 2002). To bound the approximation error, one needs to make additional assumptions on the problem. We refer to Steinwart and Scovel (2007); Blaschzyk and Steinwart (2018) for advanced considerations on the matter. In view of our calibration result (16), the following additional assumption suffices to prove exponential convergence of SVM.

Assumption 4 (Source condition). *The classification problem verifies the p -margin condition 2, and there exist M, σ and a function $g \in \mathcal{G}_{M,\sigma}$ such that $\mathcal{R}_S(g) - \mathcal{R}_S(g^*) \leq 4^{-1} \|\eta\|^{-1} \|\eta\|_{p,\infty}^{-1} c_0 M^{-r} G_\varphi^{-r} \sigma^r$ with $r = d(p+1)/p$.*

It should be noted that Assumption 4, together with Assumption 3, implies that the decision frontier $\overline{\mathcal{X}_{-1}} \cap \overline{\mathcal{X}_1}$ (the bar notation corresponding to space closure), inherits from the regularity of g , since it is included in the set $\{x \in \mathcal{X} \mid g(x) = 0\}$. In particular, if $\mathcal{G}_{M,\sigma}$ is included in \mathcal{C}^m , this frontier would be in \mathcal{C}^m . Hence, for Assumptions 4 and 3 to hold, the boundary frontier should match the regularity implicitly defined by $\mathcal{G}_{M,\sigma}$.

We are finally ready to state our main result, establishing exponential convergence rates for SVM.

Theorem 1 (Exponential convergence rates for SVM). *Under Assumptions 2, 3 and 4, there exists a constant $c > 0$ such that the empirical minimizer $g_{\mathcal{D}_n}$ defined by (18) verifies*

$$\mathbb{E}_{\mathcal{D}_n} \mathcal{R}(\text{sign } g_{\mathcal{D}_n}) - \mathcal{R}(f^*) \leq \exp(-cn). \quad (19)$$

2.3 Relaxing assumptions

Exponential convergence rates rely on strong assumptions in order to set the approximation error to zero. To deepen the study of this error, one could leverage the following geometrical characterization of the risk of misclassification. For $f : \mathcal{X} \rightarrow \{-1, 1\}$, we have

$$\mathcal{R}(f) - \mathcal{R}(f^*) = \mathbb{E}[\|\eta(X)\| \mathbf{1}_{f(X) \neq f^*(X)}] \leq \mathbb{P}(f(X) \neq f^*(X)) = \rho_{\mathcal{X}}(f^{-1}(\{1\}) \Delta \mathcal{X}_1), \quad (20)$$

where Δ denotes the symmetric difference of sets, *i.e.* $A \Delta B = (A \cup B) \setminus (A \cap B)$. In particular, if the function class $\mathcal{G}_{M,\sigma}$ is rich enough, and the classes \mathcal{X}_1 and \mathcal{X}_{-1} are separated, in the sense that the distance between any

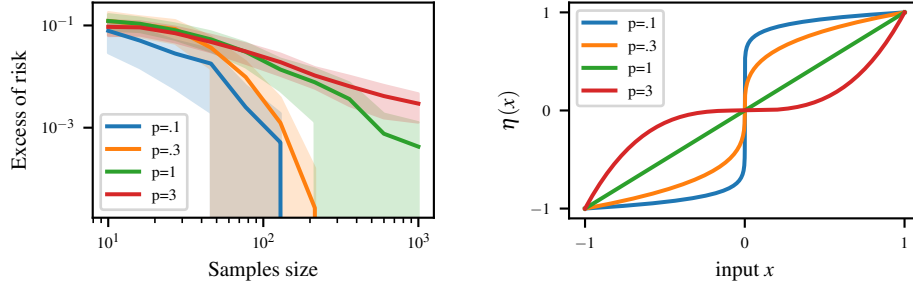


Figure 2: SVM generalization error as a function of the number of samples (left) for a problem where X is uniform on $[-1, -1] \cup [1, 1]$ and $\eta(x) = \text{sign}(x) |x|^p$ (right). We observe exponential convergence rates.

two points in each set is bounded away from zero,¹ then Assumption 4 holds, and the minimizer $g_{\mathcal{G}_{M,\sigma}}$ of the surrogate risk in $\mathcal{G}_{M,\sigma}$ verifies

$$\rho_{\mathcal{X}} \left((\text{sign } g_{\mathcal{G}_{M,\sigma}})^{-1}(\{1\}) \triangle \mathcal{X}_1 \right) \leq \psi(M, \sigma), \quad (21)$$

for ψ a function that vanishes for sufficiently large M and small σ .

On the one hand, one could control the approximation error by assuming or deriving inequalities akin (20) and (21), with different profiles of ψ . We conjecture that this can be done by assuming margin conditions that are well adapted to the geometric nature of SVM, such as the one proposed by Steinwart and Scovel (2007) (see also Gentile and Warmuth, 1999; Cristianini and Shawe-Taylor, 2000). On the other hand, the estimation error can be controlled by extending the ideas presented in this paper to study the worst value of the estimation error $\mathcal{R}(\text{sign } g_{\mathcal{D}_n}) - \mathcal{R}(\text{sign } g_{\mathcal{G}_{M,\sigma}})$ under the knowledge of $\mathcal{R}_S(g_{\mathcal{D}_n}) - \mathcal{R}_S(g_{\mathcal{G}_{M,\sigma}})$. Fitting M and σ to trade estimation and approximation error, such derivations would open the way to fast polynomial rates under less restrictive assumptions.

3 Numerical analysis

In this section, we provide experiments to illustrate and validate our theoretical findings. In order to be inline with the current practice of machine learning, instead of considering the hard constraint $\|\theta\| \leq M$ when minimizing a risk functional, we add a penalty $\lambda \|\theta\|^2$ to the risk to be minimized. Going from a constrained to a penalized framework does not change the nature of the statistical analysis, and one might loosely think of λ as $1/M$ (see, for example, Bach, 2023). All experiments are made with the Gaussian kernel. Precise details of the different settings are provided in Appendix B.

First, we observe that the regime described in this paper kicks in when the error is already pretty small. On many real-world problems, we do not expect the generalization error as a function of the number of data used for training to exhibit a clear exponential behavior until an unusually big number of samples is used. This fact is illustrated on Figure 2, where for hard problems, the exponential behaviors still does not kick in after a thousand of samples.

Second, this paper shows that, in order to get exponential convergence rates for SVM, one needs the minimizer $g_{M,\sigma}$ of the surrogate risk over the selected class of functions to be a perfect classifier, *i.e.* its sign equals the sign of g^* . While this is not constraining under the cluster assumption, we inspect divergences from this condition on Figure 3. We observe that, even if g^* does not depend on the noise, $g_{M,\sigma}$ does. We also observe that the regularity of the decision boundary $\{x \in \mathcal{X} \mid \eta(x) = 0\}$ should match the regularity defined implicitly by the kernel k and the scale parameter σ .

¹This property is sometimes referred to as the *cluster assumption* (Rigollet, 2007) under which even weakly supervised learning techniques may exhibit exponential convergence rates (*e.g.* Cabannes et al., 2021a).

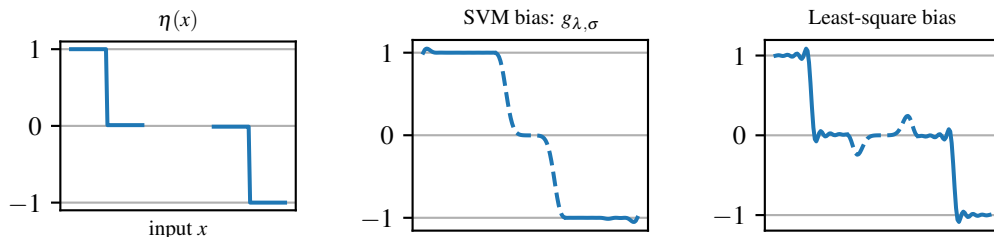


Figure 4: Comparison of the regularized risk (i.e. $\mathcal{R}_S(g_\theta) + \lambda \|\theta\|^2$) minimizer for the hinge loss surrogate (middle) and the least-squares surrogate (right), when η is not regular (left). In this setting, the hinge loss is minimized for $g = \text{sign}(\eta)$, which can be chosen regular, while the least-squares loss is minimized for $g = \eta$, which can not be chosen regular. The reconstruction is made with σ about 3% of the domain diameter, and λ relatively small. We assume no density in the middle of the domain, explaining the absence of definition of η and the dashed lines of the right figures. The oscillation on the later figures are related to the Gibbs phenomenon (Wilbraham, 1848). This phenomenon prevents the regularized least-squares solution from being a perfect classifier.

This is a generic downfall of probably approximately correct (PAC) generalization bounds (Valiant, 2013), which might explain why practitioners often prefer to derive error indications from test samples (see, e.g., Géron, 2017). Along this line, research on conformal prediction provides interesting considerations to obtain useful confidence information from test samples (Vovk and Shafer, 2008). Finally, all these statistical methods to get confidence intervals assume representative (if not i.i.d.) data, an assumption sometimes hard to meet in practice, which is a problem that has found echoes in the civil society (e.g. Benjamin, 2019).

5 Conclusion

In this work, we were keen to illustrate a simple mechanism to get exponential convergence rates for a loss that is quite popular and whose understanding can not be easily reduced to existing work. In particular, we show that the hard margin condition is not crucial in order to derive exponential convergence rates for the SVM.

This provide a crucial step to better understand convergence rates on classification problems. An extension to generic discrete output problems could be made by considering polyhedral losses, and deriving variants of Lemma 1 (see Frongillo and Waggoner, 2021, for calibration inequalities for such losses). A important follow-up would be to provide a more global picture of fast polynomial rates for SVM under relaxations of Assumptions 3 and 4.

Finally, Chizat and Bach (2020) have made a link between two-layer wide neural networks in the interpolation regime (which implies Assumption 1 with $\eta_0 = 1$) and max-margin classifiers over specific linear classes of functions. As a consequence, we could directly plug in our analysis to prove exponential convergence rates for those small neural networks in this noiseless setting. Studying rates, constants and hyperparameter tuning in this setting would be of particular interest if it was to provide practical guidelines to deep learning practitioners in the spirit of Yang et al. (2021).

Acknowledgments

VC would like to thank Alex Nowak-Vila for sharing precious insights with him that led to this work, as well as Francis Bach for useful comments. This work was funded in part by the French government under management of Agence Nationale de la Recherche as part of the “Investissements d’avenir” program, reference ANR-19-P3IA-0001 (PRAIRIE 3IA Institute). We also acknowledge support of the European Research Council (grants SEQUOIA 724063 and REAL 94790).

References

- Sanjeev Arora, László Babai, Jacques Stern, and Elizabeth Sweedyk. The hardness of approximate optima in lattices, codes, and systems of linear equations. *Journal of Computer and System Sciences*, 1997.
- Jean-Yves Audibert and Alexander Tsybakov. Fast learning rates for plug-in classifiers. *The Annals of Statistics*, 2007.
- Francis Bach. *Learning Theory from First Principles*. To appear at MIT press, 2023.
- Peter Bartlett and Shahar Mendelson. Rademacher and gaussian complexities: Risk bounds and structural results. *Journal of Machine Learning Research*, 2002.
- Peter Bartlett, Michael Jordan, and Jon McAuliffe. Convexity, classification, and risk bounds. *Journal of the American Statistical Association*, 2006.
- Ruha Benjamin. *Race After Technology: Abolitionist Tools for the New Jim Code*. Polity, 2019.
- Ingrid Blaschzyk and Ingo Steinwart. Improved classification rates under refined margin conditions. *Electronic Journal of Statistics*, 2018.
- Vivien Cabannes, Alessandro Rudi, and Francis Bach. Disambiguation of weak supervision with exponential convergence rates. In *International Conference on Machine Learning*, 2021a.
- Vivien Cabannes, Alessandro Rudi, and Francis Bach. Fast rates in structured prediction. In *Conference on Learning Theory*, 2021b.
- René Erlín Castillo and Humberto Rafeiro. *An Introductory Course in Lebesgue Spaces*. Springer, 2016.
- Chih-Chung Chang and Chih-Jen Lin. LIBSVM: A library for support vector machines. *ACM TIST*, 2011.
- Lénaïc Chizat and Francis Bach. Implicit bias of gradient descent for wide two-layer neural networks trained with the logistic loss. In *Conference on Learning Theory*, 2020.
- Aakanksha Chowdhery, Sharan Narang, Jacob Devlin, Maarten Bosma, Gaurav Mishra, Adam Roberts, Paul Barham, Hyung Won Chung, Charles Sutton, Sebastian Gehrmann, Parker Schuh, Kensen Shi, Sasha Tsvyashchenko, Joshua Maynez, Abhishek Rao, Parker Barnes, Yi Tay, Noam Shazeer, Vinodkumar Prabhakaran, Emily Reif, Nan Du, Ben Hutchinson, Reiner Pope, James Bradbury, Jacob Austin, Michael Isard, Guy Gur-Ari, Pengcheng Yin, Toju Duke, Anselm Levskaya, Sanjay Ghemawat, Sunipa Dev, Henryk Michalewski, Xavier Garcia, Vedant Misra, Kevin Robinson, Liam Fedus, Denny Zhou, Daphne Ippolito, David Luan, Hyeontaek Lim, Barret Zoph, Alexander Spiridonov, Ryan Sepassi, David Dohan, Shivani Agrawal, Mark Omernick, Andrew M. Dai, Thanumalayan Sankaranarayanan Pillai, Marie Pellat, Aitor Lewkowycz, Erica Moreira, Rewon Child, Oleksandr Polozov, Katherine Lee, Zongwei Zhou, Xuezhi Wang, Brennan Saeta, Mark Diaz, Orhan Firat, Michele Catasta, Jason Wei, Kathy Meier-Hellstern, Douglas Eck, Jeff Dean, Slav Petrov, and Noah Fiedel. PaLM: Scaling language modeling with pathways. Technical Report 2204.02311, arXiv, 2022.
- Corinna Cortes and Vladimir Vapnik. Support-vector networks. *Journal of Machine Learning*, 1995.
- Nello Cristianini and John Shawe-Taylor. *An Introduction to Support Vector Machines and Other Kernel-based Learning Methods*. Cambridge university press, 2000.
- Richard Dudley. The sizes of compact subsets of hilbert space and continuity of Gaussian processes. *Journal of Functional Analysis*, 1967.
- Simon Fischer and Ingo Steinwart. Sobolev norm learning rates for regularized least-squares algorithms. *Journal of Machine Learning Research*, 2020.

- Jerome Friedman. Flexible metric nearest neighbor classification. Technical report, Department of Statistics, Stanford University, 1994.
- Rafael Frongillo and Bo Waggoner. Surrogate regret bounds for polyhedral losses. In *Advances in Neural Information Processing Systems*, 2021.
- Claudio Gentile and Manfred Warmuth. Linear hinge loss and average margin. In *Advances in Neural Information Processing Systems*, 1999.
- Aurélien Géron. *Hands-On Machine Learning with Scikit-Learn & TensorFlow*. O’Reilly, 2017.
- Charles Harris, Jarrod Millman, Stéfan van der Walt, Ralf Gommers, Pauli Virtanen, David Cournapeau, Eric Wieser, Julian Taylor, Sebastian Berg, Nathaniel Smith, Robert Kern, Matti Picus, Stephan Hoyer, Marten van Kerkwijk, Matthew Brett, Allan Haldane, Jaime Fernández del Rfo, Mark Wiebe, Pearu Peterson, Pierre Gérard-Marchant, Kevin Sheppard, Tyler Reddy, Warren Weckesser, Hameer Abbasi, Christoph Gohlke, and Travis Oliphant. Array programming with NumPy. *Nature*, 2020.
- Klaus-Uwe Höffgen and Hans Ulrich Simon. Robust trainability of single neurons. In *Computational Learning Theory*, 1992.
- John Hunter. Matplotlib: A 2D graphics environment. *Computing in Science & Engineering*, 2007.
- Thorsten Joachims. Text categorization with support vector machines: Learning with many relevant features. In *European Conference on Machine Learning*, 1998.
- Andrey Kolmogorov and Vladimir Tikhomirov. ε -entropy and ε -capacity of sets in functional spaces. *Uspekhi Matematicheskikh Nauk*, 1959.
- Vladimir Koltchinskii and Olexandra Beznosova. Exponential convergence rates in classification. In *International Conference on Computational Learning Theory*, 2005.
- Junhong Lin, Alessandro Rudi, Lorenzo Rosasco, and Volkan Cevher. Optimal rates for spectral algorithms with least-squares regression over Hilbert spaces. *Applied and Computational Harmonic Analysis*, 2020.
- Enno Mammen and Alexander Tsybakov. Smooth discrimination analysis. *The Annals of Statistics*, 1999.
- Ulysse Marteau-Ferey, Dmitrii Ostrovskii, Francis Bach, and Alessandro Rudi. Beyond least-squares: Fast rates for regularized empirical risk minimization through self-concordance. In *Conference on Learning Theory*, 2019.
- Pascal Massart and Élodie Nédélec. Risk bounds for statistical learning. *The Annals of Statistics*, 2006.
- Atsushi Nitanda and Taiji Suzuki. Stochastic gradient descent with exponential convergence rates of expected classification errors. In *International Conference on Artificial Intelligence and Statistics*, 2019.
- Alex Nowak-Vila, Francis Bach, and Alessandro Rudi. A general theory for structured prediction with smooth convex surrogates. Technical Report 1902.01958, ArXiv, 2020.
- Fabian Pedregosa, Gaël Varoquaux, Alexandre Gramfort, Vincent Michel, Bertrand Thirion, Olivier Grisel, Mathieu Blondel, Peter Prettenhofer, Ron Weiss, Vincent Dubourg, Jake Vanderplas, Alexandre Passos, David Cournapeau, Matthieu Brucher, Matthieu Perrot, and Édouard Duchesnay. Scikit-learn: Machine learning in Python. *Journal of Machine Learning Research*, 2011.
- Loucas Pillaud-Vivien, Alessandro Rudi, and Francis Bach. Exponential convergence of testing error for stochastic gradient methods. In *Conference on Learning Theory*, 2018.
- Philippe Rigollet. Generalization error bounds in semi-supervised classification under the cluster assumption. *Journal of Machine Learning Research*, 2007.

- Lorenzo Rosasco, Ernesto De Vito, Andrea Caponnetto, Michele Piana, and Alessandro Verri. Are loss functions all the same? *Neural Computation*, 2004.
- Bernhard Scholkopf and Alexander Smola. *Learning with Kernels: Support Vector Machines, Regularization, Optimization, and Beyond*. MIT press, 2001.
- Ingo Steinwart. How to compare different loss functions and their risks. *Constructive Approximation*, 2007.
- Ingo Steinwart and Andreas Christmann. *Support Vector Machines*. Springer Science & Business Media, 2008.
- Ingo Steinwart and Clint Scovel. Fast rates for support vector machines using Gaussian kernels. *The Annals of Statistics*, 2007.
- Leslie Valiant. *Probably Approximately Correct*. Basic Books, 2013.
- Vladimir Vapnik. *The Nature of Statistical Learning Theory*. Springer-Verlag, 1995.
- Stefano Vigogna, Giacomo Meanti, Ernesto De Vito, and Lorenzo Rosasco. Multiclass learning with margin: exponential rates with no bias-variance trade-off. Technical Report 2202.01773, ArXiv, 2022.
- Vladimir Vovk and Glenn Shafer. A tutorial on conformal prediction. *Journal of Machine Learning Research*, 2008.
- Henry Wilbraham. On a certain periodic function. *The Cambridge and Dublin Mathematical Journal*, 1848.
- Greg Yang, Edward Hu, Igor Babuschkin, Szymon Sidor, Xiaodong Liu, David Farhi, Nick Ryder, Jakub Pachocki, Weizhu Chen, and Jianfeng Gao. Tensor programs V: Tuning large neural networks via zero-shot hyperparameter transfer. In *Advances in Neural Information Processing Systems*, 2021.

A Proofs

A.1 Proof of Lemma 1

The first part follows by integration of a pointwise result. Consider the function $h_p : \mathbb{R} \rightarrow \mathbb{R}; q \mapsto p(1-q)_+ + (1-p)(1+q)_+$, where $p \in (0, 1)$ represents $\mathbb{P}(Y = 1|X)$ and q represents $g(x)$. The function h_p has a slope equal to $-p$ for $q < -1$, then slope $1 - 2p$ for $q \in (-1, 1)$, and $1 - p$ for $q > 1$. Therefore, when $q_1, q_2 \in (-1, 1)$, we have

$$h_p(q_2) - h_p(q_1) = (1 - 2p)(q_2 - q_1).$$

Taking $p = \mathbb{P}(Y = 1|X)$, $q_2 = g_2(X)$ and $q_1 = g_1(X)$, we get $1 - 2p = -\mathbb{E}[Y|X] = -\eta(X)$. By integration, we obtain the claim. From the previous slope considerations, it also follows that h_p is minimized by $q = \text{sign}(2p - 1)$, meaning that one can take $g^*(X) = \text{sign } \eta(X)$.

The second part follows from the fact that projecting on $[-1, 1]$ can only reduce the value of the hinge loss, that $\eta(x)(\pi(g)(x) - g^*(x))$ is always negative, and the reverse Hölder inequality:

$$\mathcal{R}_S(g) - \mathcal{R}(g^*) \geq \mathcal{R}_S(\pi(g)) - \mathcal{R}(g^*) = \|\eta(\pi(g) - g^*)\|_1 \geq \|\pi(g) - g^*\|_q \|\|\eta\|^{-1}\|_p^{-1}.$$

A Hölder inequality also holds for weak Lebesgue spaces (see Castillo and Rafeiro, 2016, Theorem 5.23), whence

$$\mathcal{R}_S(g) - \mathcal{R}(g^*) \geq \|\eta(\pi(g) - g^*)\|_1 \geq \|\eta(\pi(g) - g^*)\|_{1,\infty} \geq \frac{1}{2} \|\|\eta\|^{-1}\|_{p,\infty}^{-1} \|\pi(g) - g^*\|_{\frac{p}{p+1},\infty}.$$

This completes the proof.

A.2 Proof of Lemma 2

Assume without restrictions that there exists $x \in \mathcal{X}_1$ such that $|g^*(x) - g(x)| \geq 1$. For any event $A = A(X)$, by the law of total probability we have

$$\mathbb{P}(A) = \rho_{\mathcal{X}}(\mathcal{X}_1) \mathbb{P}(A | X \in \mathcal{X}_1) + \rho_{\mathcal{X}}(\mathcal{X}_{-1}) \mathbb{P}(A | X \in \mathcal{X}_{-1}) \geq \rho_{\mathcal{X}}(\mathcal{X}_1) \mathbb{P}(A | X \in \mathcal{X}_1).$$

Hence, since $g^*(\mathcal{X}_1) = \{1\}$,

$$\|g - g^*\|_{q,\infty}^q = \sup_{t>0} t^q \mathbb{P}(|g(X) - g^*(X)| > t) \geq \sup_{t>0} t^q \mathbb{P}(|g(X) - 1| > t | X \in \mathcal{X}_1) \rho_{\mathcal{X}}(\mathcal{X}_1).$$

Using the triangular inequality, the G -Lipschitz continuity of g , and the definition of x , we have that, for any $x' \in \mathcal{X}$,

$$|g(x') - 1| \geq |g(x) - 1| - |g(x') - g(x)| \geq 1 - Gd(x, x').$$

As a consequence,

$$\mathbb{P}(|g(X) - 1| > t | X \in \mathcal{X}_1) \geq \mathbb{P}\left(X \in \mathcal{B}\left(x, \frac{1-t}{G}\right) \mid X \in \mathcal{X}_1\right) = \frac{\rho_{\mathcal{X}}\left(\mathcal{X}_1 \cap \mathcal{B}\left(x, \frac{1-t}{G}\right)\right)}{\rho_{\mathcal{X}}(\mathcal{X}_1)}.$$

Combined with the previous facts, we get

$$\|g - g^*\|_{q,\infty}^q \geq \sup_{t>0} t^q \rho_{\mathcal{X}}\left(\mathcal{X}_1 \cap \mathcal{B}\left(x, \frac{1-t}{G}\right)\right).$$

Thanks to Assumption 3, there exists (c, r, d) such that (14) holds for \mathcal{X}_1 . Hence, when $G^{-1} < r$, we get the following lower bound:

$$\|g - g^*\|_{q,\infty}^q \geq cG^{-d} \sup_{t \in [0,1]} t^q (1-t)^d = cG^{-d} \frac{q^q d^d}{(d+q)^{d+q}}.$$

This proves the statement in the lemma.

A.3 Proof of Proposition 1

Suppose $\mathcal{R}(\text{sign } g) > \mathcal{R}(f^*)$. Then, observing that $\text{sign}(\pi(t)) = \text{sign}(t)$ for all $t \in \mathbb{R}$, and taking $g^* = f^*$, we know there must be $x \in \text{supp } \rho_{\mathcal{X}}$ such that $|\pi(g(x)) - g^*(x)| \geq 1$. Hence, by Lemma 2, we get $\|\pi(g) - g^*\|_{q,\infty} \geq c_0 G^{-\frac{d}{q}}$, and therefore, by Lemma 1, $\mathcal{R}_S(g) - \mathcal{R}_S(g^*) \geq 2^{-1} c_0 G^{-\frac{d}{q}} \|\eta\|_{p,\infty}^{-1}$. Thus, the proposition is proved.

A.4 Proof of Theorem 1

From Proposition 1 and Assumption 4, we get, with $\tilde{L} = \max \{MG_\varphi\sigma^{-1}, r^{-1}\}$ and $q = p/p+1$,

$$\begin{aligned} \mathbb{E}_{\mathcal{D}_n} [\mathcal{R}(\text{sign } g_{\mathcal{D}_n})] - \mathcal{R}(f^*) &\leq \mathbb{P}_{\mathcal{D}_n} \left(\mathcal{R}_S(g_{\mathcal{D}_n}) - \mathcal{R}_S(g^*) \geq 2^{-1} \|\eta\|_{p,\infty}^{-1} c_0 \tilde{L}^{-\frac{d}{q}} \right) \\ &\leq \mathbb{P}_{\mathcal{D}_n} \left(\mathcal{R}_S(g_{\mathcal{D}_n}) - \mathcal{R}_S(g_{M,\sigma}) \geq 4^{-1} \|\eta\|_{p,\infty}^{-1} c_0 \tilde{L}^{-\frac{d}{q}} \right). \end{aligned}$$

To deal with this last quantity, we can reuse the literature on Rademacher complexity for linear models on convex risks (Bartlett and Mendelson, 2002), which ensures that

$$\mathbb{E}_{\mathcal{D}_n} \left[\sup_{g \in \mathcal{G}_{M,\sigma}} |\mathcal{R}_S(g) - \mathcal{R}_{S,\mathcal{D}_n}(g)| \right] \leq M \|\varphi\|_\infty n^{-1/2}.$$

Note that Assumption 3 implies that $\text{supp } \rho_{\mathcal{X}}$ is compact, hence, if φ is Lipschitz-continuous, it is bounded on $\text{supp } \rho_{\mathcal{X}}$. This allows us to use McDiarmid inequality to get the same type of bound on the deviation of $\mathcal{R}_S(g_{\mathcal{D}_n})$ around its mean, namely, for any $t > 0$,

$$\mathbb{P}_{\mathcal{D}_n} \left(\sup_{g \in \mathcal{G}_{M,\sigma}} |\mathcal{R}_S(g) - \mathcal{R}_{S,\mathcal{D}_n}(g)| > t + M \|\varphi\|_\infty n^{-1/2} \right) \leq \exp \left(-\frac{nt^2}{8} \right). \quad (22)$$

When $4^{-1} \|\eta\|_{p,\infty}^{-1} c_0 \tilde{L}^{-\frac{d}{q}} \geq \|\varphi\|_\infty M n^{-1/2}$, this leads to

$$\begin{aligned} \mathbb{E}_{\mathcal{D}_n} [\mathcal{R}(\text{sign } g_{\mathcal{D}_n})] - \mathcal{R}(f^*) &\leq \exp \left(-\frac{n}{8} \left(4^{-1} \|\eta\|_{p,\infty}^{-1} c_0 \tilde{L}^{-\frac{d}{q}} - M \|\varphi\|_\infty n^{-1/2} \right)^2 \right) \\ &\leq \exp \left(-\frac{c_0^2 \sigma^{\frac{2d(p+1)}{p}}}{128 \|\eta\|_{p,\infty}^2 (MG_\varphi)^{\frac{2d(p+1)}{p}}} \cdot n + \frac{c_0 \|\varphi\|_\infty}{\|\eta\|_{p,\infty}^{-1} M^{\frac{d(p+1)}{p}-1} G_\varphi^{\frac{d(p+1)}{p}}} \cdot n^{-1/2} - \frac{M^2 \|\varphi\|_\infty^2}{8} \right). \end{aligned}$$

The result follows directly from this bound.

B Experimental details

In our experiments, we used the SVM implementation of Chang and Lin (2011) through its *Scikit-learn* wrapper (Pedregosa et al., 2011) in *Python*. We used *Numpy* (Harris et al., 2020) to reduce our work to high-level array instructions, and *Matplotlib* for visualization (Hunter, 2007). Randomness in experiments was controlled with the random seed provided by *Numpy*, which we initialized at zero.

Figures 2 and 5 are derived by averaging 100 trials of the following procedure. We draw uniformly at random n independent samples uniformly distributed on $\mathcal{X} \in \{[-1, 1], [-1, -1] \cup [1, 1]\}$. We draw randomly one output y_i for each input x_i , according to $\eta(x_i)$. We consider the Gaussian kernel $k(x, x') = \exp(-\|x - x'\|^2 / 2\sigma^2)$ for $\sigma = .2$, and solve the empirical risk minimization associated to the hinge loss with the penalization $\lambda \|\theta\|^2$ (rather than the hard constraint $\|\theta\| < M$) for $\lambda = 10^{-4}$. The generalization error is measured through the formula $\mathbb{E}[\|\eta(x)\| \mathbf{1}_{f(x) \neq f^*(x)}]$, with an empirical approximation of this sum with the points $(x_i)_{i \leq n}$ chosen such that $\rho_{\mathcal{X}}([x_i, x_{i+1}]) = 1/n$ and $\rho_{\mathcal{X}}([x_n, +\infty)) = 1/n$, with $n = 10^4$ (which makes sure that the exponential behavior

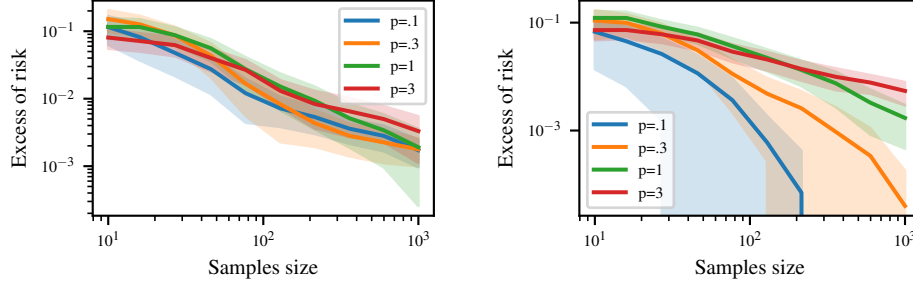


Figure 5: (Left) Similar setting as Figure 2 but with X uniform on $[-1, 1]$. The behavior of the excess of risk is quite different without the separation in \mathcal{X} : no exponential convergence rate is kicking in after a thousand of samples. (Right) Similar setting as Figure 2, using kernel ridge regression with the least-squares surrogate. Exponential convergence rates are observed with a slight delay compared to the hinge loss, and are explained by the hard-margin condition 1.

observed is not due to the lack of testing samples). For each x , the height of each dark part corresponds to one standard deviation of the generalization error computed from the 100 trials, and the solid line corresponds to the empirical average. The fact that the dark parts are not centered around the averages is due to the fact that we have drawn log-plots but centered the interval for linearly-scaled plots.

Figure 3 is obtained by considering $\mathcal{X} = [0, 1]^2$ with uniform input distribution, the Gaussian kernel with $\sigma = .2$, and the penalty parameter $\lambda = 10^{-3}$ (instead of a hard constraint leading to a parameter M as in the main text derivations). We take $n = 10^4 = 100^2$ points uniformly spread out on \mathcal{X} (on the regular lattice $\frac{1}{\sqrt{n}} \cdot \mathcal{Z}^2 \cap \mathcal{X}$) to approximate $g_{\lambda, \sigma}$ with empirical risk minimization on this curated dataset. We consider $\eta(x) = \pi_{[-1, 1]}(2x_2 - .5 \sin(2\pi x_1) - 1)$, and assign to each x in the dataset a sample $(x, 1)$ weighted by $\mathbb{P}(Y = 1 | X = x) = (\eta(x) - 1)/2$, and a sample $(x, -1)$, weighted by $\mathbb{P}(Y = -1 | X = x)$. The “noiseless” setting denotes the setting where $(Y | X)$ is deterministic, but with the same decision frontier between the classes \mathcal{X}_1 and \mathcal{X}_{-1} characterized by $\{(x, .5 + .25 \sin(2\pi x)) | x \in [0, 1]\}$. Once we fit the support vector machine with this dataset, we test it with $n = 2.5 \cdot 10^5 = 500^2$ datapoints uniformly spread out on \mathcal{X} , and use *Matplotlib* to automatically draw level lines.

Figures 4 and 6 correspond to $\mathcal{X} = [0, 3]$ with the input distribution uniform on $[0, 1] \cup [2, 3]$. Figure 4 is obtained with $\sigma = .1$ and $\lambda = 10^{-6}$. We derive it by considering $n = 100$ points uniformly spread out on the domain of η , solving the equivalent curated empirical risk minimization, that approximates both

$$g_{\lambda, \sigma} = \arg \min_{g: \mathcal{X} \rightarrow \mathbb{R}} \mathbb{E}_{\rho} [(0, 1 - Y \langle \theta, \varphi \left(\frac{x}{\sigma} \right) \rangle)_+] + \lambda \|\theta\|^2, \quad (23)$$

$$g_{(\text{LS})} = \arg \min_{g: \mathcal{X} \rightarrow \mathbb{R}} \mathbb{E}_{\rho} [\|\langle \theta, \varphi \left(\frac{x}{\sigma} \right) \rangle - Y\|^2] + \lambda \|\theta\|^2. \quad (24)$$

The robustness of SVM might be understood from its geometrical definition: when trying to find the maximum separating margin, infinitesimal modifications that change the regularity properties of η do not really matter. The picture is different for the least-squares surrogate with kernel methods, where from few point evaluations, the system reconstructs a function by assuming regularity and inferring information on high-order derivatives. This is similar to the Runge phenomenon with Hermite interpolation. More precisely, the Gaussian kernel is linked to a space of functions with rapidly decreasing Fourier coefficients (see, for example, Bach, 2023, for a more precise link). The function η that needs to be approximated on Figure 4 is similar to the Heaviside function, whose Fourier coefficients are of the form $(\frac{1}{i\pi k})_{k \in \mathbb{N}^*}$ and do not decrease fast enough to be all reconstructed. This leads to some high-frequency oscillations missing in the reconstruction as it appears on Figure 4.

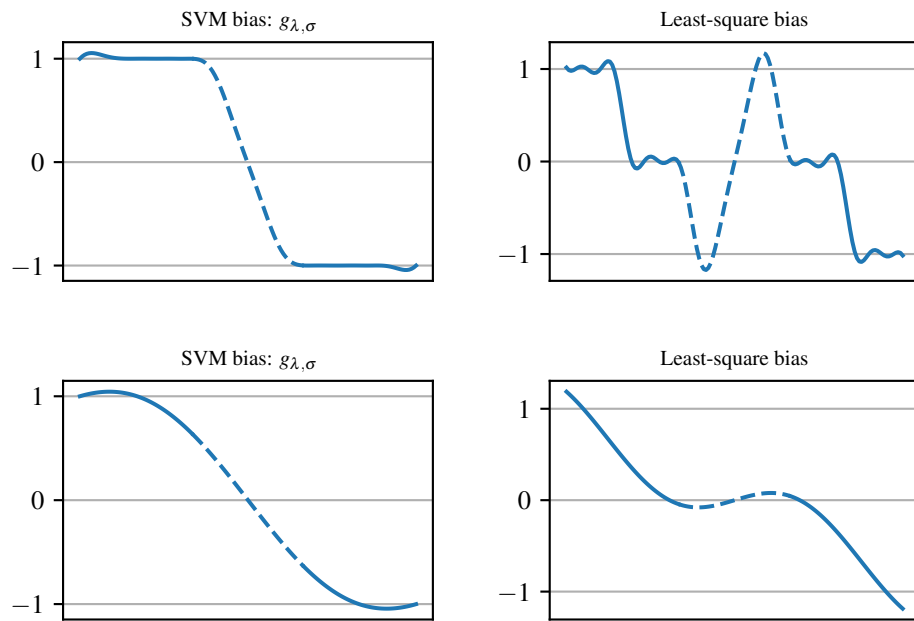


Figure 6: Same setting as Figure 4, with $\sigma = .2$ and $\lambda = 10^{-6}$ (top), and with $\sigma = 1$ and $\lambda = 10^{-3}$ (bottom).