

# ON THE COMPLEXITY OF RECOGNIZING STICK GRAPHS

Irena Rusu<sup>1</sup>

Nantes Université, École Centrale Nantes,  
CNRS, LS2N, UMR 6004, F-44000 Nantes, France

**Abstract** Stick graphs are defined as follows. Let  $A$  (respectively  $B$ ) be a set of vertical (respectively horizontal) segments in the plane such that the bottom endpoints of the segments in  $A$  and the left endpoints of the segments in  $B$  lie on the same ground straight line with slope  $-1$ . The Stick graph defined by  $A$  and  $B$ , which is necessarily bipartite, is the intersection graph of the segments in  $A$  with the segments in  $B$ .

We answer an open problem by showing that recognizing Stick graphs is NP-complete.

## 1 Introduction

Intersection graphs represent the intersections between the objects in a given collection, and are extremely diverse. Many geometric objects in one or two dimensions have been used to define classes of intersection graphs, like segments, arcs on a cycle, trapezoids, curves etc. The books [4, 15] present many results on this topic. The considerable amount of work on intersection graphs, especially when the objects are geometric, is due both to their applications, for instance to electrical networks, nano PLA-design, computational biology, traffic control, statistics, psychology [21, 15, 20, 11, 2], and to the variety of problems they raise.

Given a collection  $\mathcal{C}$  of objects, the intersection graph of  $\mathcal{C}$  is the graph with vertex set  $\mathcal{C}$  whose edges are the pairs  $(c_1, c_2) \in \mathcal{C} \times \mathcal{C}$  such that  $c_1 \neq c_2$  and  $c_1 \cap c_2 \neq \emptyset$ . When  $\mathcal{C}$  is a class of segments on a straight line, the resulting intersection graph is called an *interval graph*. Interval graphs have been intensively studied, and many classical problems are linear when restricted to them: recognition [3], independent set [10, 16], isomorphism testing [3] etc. (see [4] for more examples), although a few of them are NP-complete (for instance, maximum cut [1]). The generalization to straight line segments in a plane defines the class of SEG graphs, for which – at the opposite of interval graphs – all the classical problems whose algorithmic complexity is known are NP-complete or worse. In particular, recognizing SEG graphs is NP-hard [14] and  $\exists\mathbb{R}$ -complete [18]. This shows that, even when restricted to very simple geometric objects such as segments, intersection graphs cover a wide variety of structures, and thus offer an impressive diversity of problems that are both difficult and interesting.

In this paper we focus on classes of intersection graphs of straight segments on a grid. A *grid intersection graph* (defined in [12] and abbreviated GIG) is the intersection graph of  $A \cup B$ , where  $A$  (respectively  $B$ ) is a set of vertical (respectively horizontal) segments in the plane such that two vertical (respectively horizontal) segments are disjoint. Grid intersection graphs are thus bipartite graphs. (Note that sometimes the same terminology of grid intersection graphs is used for the larger class where the parallel segments are not required to be disjoint.) Despite their apparent simplicity, recognizing grid intersection graphs is NP-complete [13]. In [6], the authors investigate grid intersection graphs by defining several subclasses and studying the relations between them as well as their interval and order dimension. Among them, the class of Stick graphs is a minimal one for which the complexity of the recognition problem is not known. Larger

---

<sup>1</sup>Irena.Rusu@univ-nantes.fr

than the class of Stick graphs, but very closely related to it, is the class of bipartite hook graphs, for which the same question is open too.

*Stick graphs* are the grid intersection graphs whose vertical (respectively horizontal) segments have their bottom (respectively left) endpoint, also called the *origin* of the segment, on the same ground straight line with slope -1. A *hook* is a couple made of a vertical segment and an horizontal segment whose bottom and respectively left endpoint coincide. The common endpoint is the *center* of the hook. *Bipartite hook graphs* (or BipHook graphs) are the *bipartite* intersection graphs of a set of hooks whose centers lie on a ground straight line with slope -1. It is shown in [6] that Stick graphs are strictly contained in BipHook graphs. Another generalization of Stick graphs is obtained by replacing the vertical and horizontal segments with *grounded segments*, that are by definition the segments with an endpoint on the ground line and whose all other points are above the ground line. The recognition of intersection graphs of grounded segments is  $\exists\mathbb{R}$ -complete [5].

Whereas the complexity of testing whether a given graph  $G = (A \cup B, E)$  is a Stick graph is still open, the variants of the problem where the order of the origins along the ground line is known either for both sets  $A$  and  $B$ , or only for one of them, may be solved in linear time. For the former variant, a characterization theorem and a quadratic algorithm based on it have been proposed in [8]. A different approach, using a line that sweeps the ordered origins from left to right along the ground line and progressively computes the solutions has been proposed in [7], and yielded a linear algorithm for the former variant, as well as a quadratic algorithm for the latter variant. A third approach [17] extended the ideas in [8] to the more general case where only the origins in  $A$  are ordered, and proposed a left-to-right search that is able to build in linear time the digraph recording all the solutions (*i.e.*, the orderings of the origins in  $A \cup B$  for which a Stick representation exists). Another linear algorithm for the former variant thus follows, which consists in applying the third approach under the assumption that only the origins in  $A$  are ordered, and then testing whether the order of the origins in  $B$  is admitted by the resulting digraph.

Another variant of Stick graphs has been proposed in [7]. In this case, the length of the segment representing each vertex is provided. Recognizing Stick graphs with fixed length segments is NP-complete in the three cases: when no order is provided on the set of origins, when only the origins in  $A$  (equivalently, in  $B$ ) are ordered, and when the origins in both  $A$  and  $B$  are ordered. Further subvariants where isolated vertices are not admitted are also NP-complete, except in the third case, where this subvariant is polynomially solvable [7].

We show here that recognizing Stick graphs is NP-complete, and we present our arguments supporting the idea that an extension of our construction to BipHook graphs, in order to prove a similar result, is possible.

## 2 Definitions and notation

The graphs we use are undirected and simple. Given a graph  $G$ , its vertex set is denoted by  $V(G)$  and its set of edges by  $E(G)$ . The *neighborhood* of a vertex  $x$  is the set of vertices adjacent to  $x$ , and is denoted by  $N(x)$ . If  $H$  is an induced subgraph of  $G$ , then we also use the notation  $N_H(x)$  for  $N(x) \cap V(H)$ .

Given a Stick graph  $G = (A \cup B, E)$ , a *Stick representation* of  $G$  consists in a set of vertical (respectively horizontal) segments, one for each vertex in  $A$  (respectively in  $B$ ), whose origins lie on the ground line, and whose pairwise intersections correspond to the edges in  $E$ . See Figure 1 for an example. We may assume, without loss of generality that the origins of these segments are distinct, so that they are totally ordered along the ground line. The other endpoint of each segment is called its *tip*.

For each vertex  $c \in A \cup B$ , its associated segment as well as the origin of the segment are also denoted by  $c$ . The interpretation of a notation is thus deduced from the context: the origins are *placed* or *positioned*,

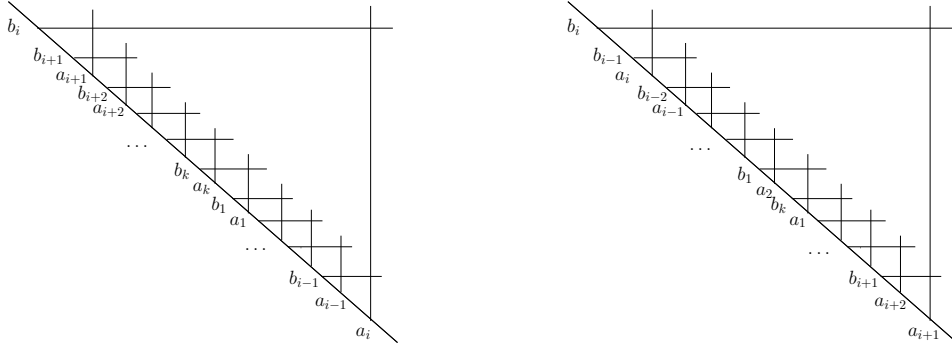


Figure 1: The Stick representations of the cycle  $a_1, b_1, a_2, b_2, \dots, a_k, b_k$ . The index  $i$  is arbitrary, with  $i \in \{1, 2, \dots, k\}$ .

the segments *intersect* and the vertices are *adjacent* with other vertices. The segments are called *A*-segments if they are vertical (correspond to vertices in *A*) or *B*-segments if they are horizontal (correspond to vertices in *B*). The origins are also called *A*-origins or *B*-origins, according to the type of the segment. An origin  $c_1$  is *before* another origin  $c_2$  if  $c_1$  is to the left of  $c_2$  (equivalently,  $c_1$  is higher than  $c_2$ ) along the ground line. We denote this order by  $c_1 \prec c_2$ . We call a *cage* the triangular region of the plan defined by the ground line, a *B*-segment  $b$  and an *A*-segment  $a$  such that  $b \prec a$ . The cage defined by  $b$  and  $a$  is denoted by  $\langle b, a \rangle$ .

**Remark 1.** The Stick representations of a  $2k$ -cycle  $a_1, b_1, a_2, b_2, \dots, a_k, b_k$ , are given in Figure 1. Each of them orders the *B*-origins along the ground line starting with a *B*-origin  $b_i$  (for some  $i \in \{1, 2, \dots, k\}$ ), followed by the other *B*-origins in increasing or decreasing circular order of the indices. Then we have either  $b_i \prec b_{i+1} \prec \dots \prec b_k \prec b_1 \prec \dots \prec b_{i-1}$  or  $b_i \prec b_{i-1} \prec \dots \prec b_1 \prec b_k \prec \dots \prec b_{i+1}$  from left to right. This is explained as follows. There exists at least one pair  $b_j, b_{j+1}$  of *B*-origins with consecutive indices (in a circular order), such that an origin  $b_u$  with  $u \neq j, j+1$  is placed between  $b_j$  and  $b_{j+1}$ . Then the interval delimited by  $b_j$  and  $b_{j+1}$  contains all the other origins. Otherwise each path in the  $2k$ -cycle between an origin outside the interval and  $b_u$  should contain an internal vertex whose corresponding segment intersects  $b_j, b_{j+1}$  or  $a_{j+1}$ , and this is false. We deduce that exactly one pair of *B*-origins  $b_j$  and  $b_{j+1}$  exists with this property (the reciprocal inclusions are not possible), and all the other pairs of *B*-origins  $b_h, b_{h+1}$  (in a circular order) are consecutive along the ground line.

The problem we are interested in is defined as follows:

STICK GRAPH RECOGNITION (STICKREC)

**Input:** A bipartite graph  $G = (A \cup B, E)$ .

**Output:** Does  $G$  admit a Stick representation?

We will show that this problem is NP-complete. To this end, in Section 3 we describe our reduction and in Section 4 we prove the abovementioned result. Section 5 presents our arguments that a similar reduction, which unfortunately needs a much more fastidious case-by-case analysis, could be proposed for BipHook graphs. Section 6 is the conclusion.

### 3 The reduction

Consider the following problem:

MONOTONE 1-IN-3SAT

**Input:** A set  $\mathcal{K}$  of  $m$  clauses with three literals each, such that each literal is a variable from the set  $X = \{x_1, x_2, \dots, x_n\}$ .

**Output:** Is there a truth assignment for the variables in  $X$  such that each clause contains exactly one true literal?

The problem MONOTONE 1-IN-3SAT is NP-complete (see [19] for 1-in-3SAT and problem L04 in [9] for the monotone variant).

**Conventions.** We make the assumption that in each clause the literals are distinct. In the contrary case, remark that the clause  $(x_i \vee x_i \vee x_j)$  has a truth assignment with exactly one true literal if and only if all the clauses  $(x_i \vee x_j \vee u)$ ,  $(x_i \vee x_j \vee w)$ ,  $(x_j \vee u \vee w)$  satisfy the same property. There is only one such truth assignment, and it sets the variable  $x_j$  to true, and variables  $x_i, u, w$  to false. Then each clause with two literals may be replaced by the abovementioned set of three clauses. Moreover, each clause  $(x_i \vee x_i \vee x_i)$  may be firstly replaced with the clauses  $(x_i \vee x_i \vee a)$ ,  $(x_i \vee x_i \vee b)$ ,  $(x_i \vee a \vee b)$ , where  $a$  and  $b$  are new variables, and then each of the two clauses with two identical literals may be replaced again as before. We may therefore assume that in each clause the literals are distinct.

Then the clause with literals  $x_i, x_j, x_k$  where  $i < j < k$  is uniquely written as  $(x_i \vee x_j \vee x_k)$ . We also assume that the clauses are totally ordered according to an arbitrary, but fixed, order and denoted by  $K_1, K_2, \dots, K_m$ .

We build the instance  $\mathbb{G}(X, \mathcal{K})$  of STICKREC associated with  $X$  and  $\mathcal{K}$  in the next subsections. The graph  $\mathbb{G}(X, \mathcal{K})$  contains variable, clause and transmission gadgets as well as an order gadget with numerous intersections, indicated in Figure 2 and explained in detail below. In the figure, a common point of two gadgets means that there exists at least one intersection between two segments from the two gadgets. A clause gadget together with its three transmission gadgets is called a *clause-transmission gadget*. Then, by definition, a *standard Stick representation* of  $\mathbb{G}(X, \mathcal{K})$  is a representation that places the order, variable and clause-transmission gadgets as in Figure 2. More precisely, it orders, from left to right, the variable gadgets  $\mathbb{V}_i$  for  $x_i$ ,  $1 \leq i \leq n$ , in increasing order of  $i$ , and then the clause-transmission gadgets ( $\mathbb{C}_{K_j}$  and the transmission gadgets rising from it) for  $K_j$ ,  $1 \leq j \leq m$ , in increasing order of  $j$ . This order is then used as follows. Each Stick representation of a clause gadget fixes a *state* (which is T or F, for true or false) for each literal, and outputs the states of the three literals towards the variable gadgets, using the three transmission gadgets. Each variable gadget guarantees that the states communicated by the clauses are the same, and thus that a unique value T or F, identical to the common state, can be affected to the variable.

The intersections between the elements in Figure 2 are of three types. The intersections forcing the order of the gadgets in a standard Stick representation occur between the order gadget, the order segments and one or two  $B$ -segments in each variable gadget. The intersections spreading the states of the literals occur between a clause gadget and the three transmission gadgets corresponding to its three literals, as well as between each of the three transmission gadgets and the corresponding variable gadget. The intersections between gadgets, or between gadgets and order segments, not involved in the two tasks above are by-products of the first ones. We call them *incidental intersections*. The two former ones are finely defined according to their goals. The latter ones need only to note that:

**Remark 2.** The fixed order of the variable gadgets and of the clause-transmission gadgets in the standard Stick representation allows us to precisely identify all the incidental intersections. For instance, Figure 2

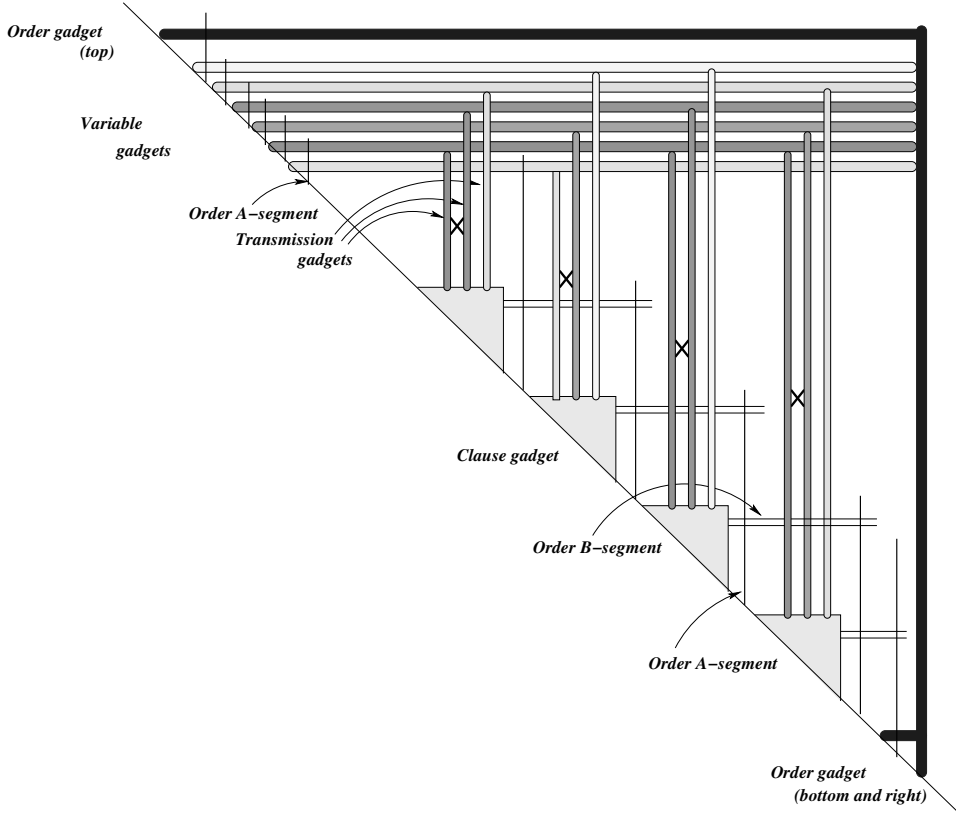


Figure 2: Overview of the construction. With  $n = 6$ , the two first clauses are  $K_1 = (x_2 \vee x_3 \vee x_5)$  and  $K_2 = (x_1 \vee x_4 \vee x_6)$ . Note here that the left-to-right order of the literals in the clause is the right-to-left order of the transmission gadgets. The  $\times$  sign between the transmission gadgets of the second and third literal (the leftmost and the middle one, for each clause) indicate that these transmission gadgets are intertwined.

indicates that the variable gadget  $\mathbb{V}_{x_i}$  of  $x_i$  intersects the transmission gadgets of the literals  $x_j$  with  $j < i$  from all the clauses. Even more precisely, a  $B$ -segment from a variable gadget whose tip is positioned, for instance, between two given clause-transmission gadgets intersects all the transmission gadgets of the literals  $x_j$  with  $j < i$  from the clause gadgets preceding the tip.

In our construction, the incidental intersections are thus defined strictly according to the unique order of the gadgets used by all the standard Stick representations. Consequently, the existence of a Stick representation for the graph  $\mathbb{G}(X, \mathcal{K})$  reduces to the existence of a standard Stick representation for the clause-transmission gadgets that output consistent values for the variable gadgets, which admit then Stick representations.

We now define the gadgets and the graph  $\mathbb{G}(X, \mathcal{K})$ . We use capital letters like  $\mathbb{H}, \mathbb{C}$  for the graphs, lowercase letters for the vertices/segments/origins with indices (indices mean similarity, up to a point) and capital letters for the vertices/segments/origins with no symmetry. Exceptions to these rules are the  $A$ -segments in the transmission gadgets, which are indexed but use capital letters for a better readability.

Recall that a vertex, the segment representing it and the origin of the segment have the same notation. The interpretation of a notation is thus deduced from the context: the origins are *placed* or *positioned*, the segments *intersect* and the vertices are *adjacent* with other vertices.

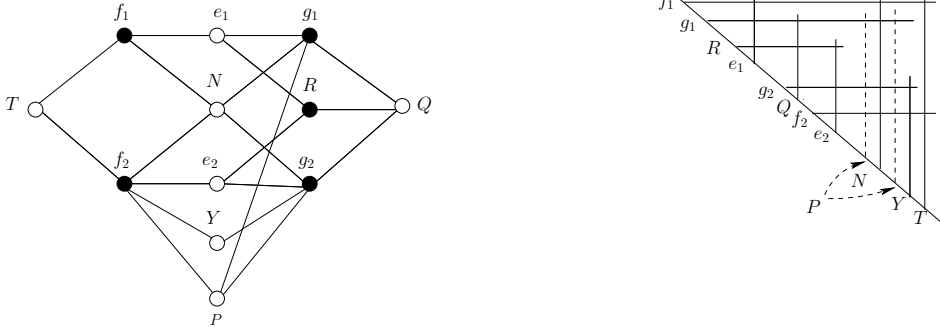


Figure 3: The handy gadget (left) and its Stick representations (right). There are two possible positions for  $P$  (dashed lines) and then  $Y$  may be positioned on either side of  $P$  and  $N$  (three possible positions). With an aim of simplification, only one of the possible positions for  $Y$  is drawn.

The descriptions of the gadgets and the construction of their Stick representations require many drawings, as well as numerous attempts to position the origins. In our drawings of the graphs, the white vertices are the vertices in  $A$ , and the black ones are the vertices in  $B$ . In the Stick representations, when several origins are already positioned along the ground line, we say that a new origin has a *unique place* on the ground line if there is only one interval, either between two already positioned origins, or before the left-most origin or after the rightmost origin, where the new origin can be placed such that its corresponding segment intersects all the segments it has to intersect, and that are already drawn. When we say that an origin is placed *immediately before* or *immediately after* another origin  $c$  we mean it is placed in the interval between the origin preceding  $c$  and  $c$ , respectively between  $c$  and the origin following  $c$ .

### 3.1 The handy gadget $\mathbb{H}$

The handy gadget  $\mathbb{H}$  is used to constrain the relative positions of two or several segments. It is given in Figure 3 (left).

**Proposition 1.** *Up to minor variants concerning the positions of  $P$  and  $Y$ , the handy gadget  $\mathbb{H}$  has a unique Stick representation, given in Figure 3 (right).*

*Proof.* Let us denote by  $\mathbb{H}'$  the graph obtained from the handy gadget by removing  $P, Y$  and their incident edges. Note that  $\mathbb{H}'$  is symmetric with respect to the (imaginary) horizontal line going through  $T, N, R, Q$ , and assume without loss of generality that we look for the Stick representations where  $f_1 \prec f_2$ . The vertices  $T, f_1, e_1, g_1, Q, g_2, e_2, f_2$  induce a 8-cycle of  $\mathbb{H}'$  whose four  $B$ -vertices are  $f_1, g_1, g_2, f_2$ , in this order along the cycle. According to Remark 1 and to the assumption that  $f_1 \prec f_2$ , there exist four Stick representations for this cycle, given by the orders: (i)  $f_1, g_1, g_2, f_2$ , (ii)  $f_1, f_2, g_2, g_1$ , (iii)  $g_1, f_1, f_2, g_2$  and (iv)  $g_2, g_1, f_1, f_2$ . For each case, when these  $B$ -segments are placed (see Figure 1 and draw the four cases), the positions of the  $A$ -origins  $T, e_1, Q, e_2$  of the 8-cycle are unique. Then, in cases (ii), (iii) and (iv) it is possible to place  $R$ , but not  $N$ , since in each case there exist two  $B$ -segments among  $g_1, g_2, f_1, f_2$  that are separated from the others by  $R$ . The only possible Stick representation for  $\mathbb{H}'$ , up to the symmetry, is the one in Figure 3 (right) deduced from case (i).

Furthermore, there are two possible positions for  $P$  in the Stick representation with  $f_1 \prec f_2$  (immediately before or immediately after  $N$ ). On its turn,  $Y$  may be positioned everywhere next to  $P$  or to  $N$ .

There is no Stick representation with  $f_2 \prec f_1$ . If, by contradiction, we assume that  $f_2 \prec f_1$  can hold, then  $\mathbb{H}'$  has a representation similar to the previous one, where the indices 1 and 2 are switched. But there

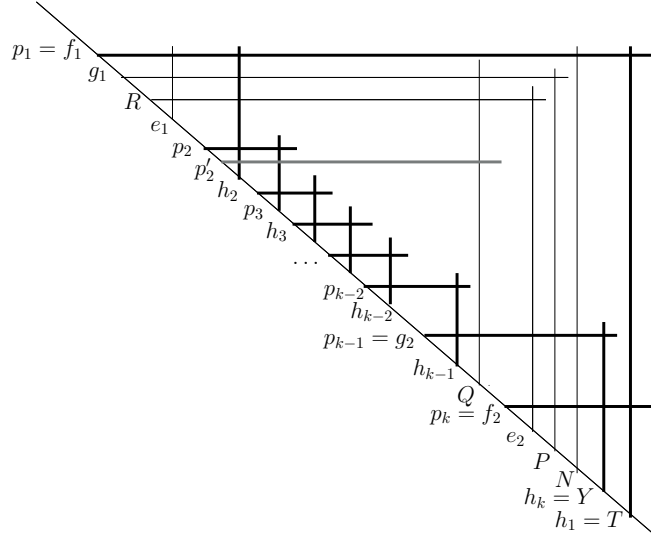


Figure 4: Representation of a forced cycle. The thick segments represent the underlying cycle. The grey segment is  $p'_2$ . All the other segments form the order gadget. Only one possible position is shown for  $P$  and  $Y$ .

is no possible position for  $P$  in that Stick representation, since this is equivalent with placing in Figure 3 (right) an  $A$ -segment  $P'$  that would intersect only  $g_1, f_1, g_2$ , and this is not possible.

We deduce that the Stick representation with  $f_1 \prec f_2$  is the unique one, up to the positions of  $P$  and  $Y$ . ■

### 3.2 The order gadget

The order gadget is the handy gadget used in a particular context, aiming at ordering the variable and clause-transmission gadgets. We start by showing that it imposes only one, precise, Stick representation for a *forced cycle*  $\mathbb{F}$ , that is a graph obtained as described below. Figure 4 illustrates the construction of a forced cycle directly using the Stick representation. This Stick representation is unique, as shown in Proposition 2.

- Consider a cycle, called the *underlying cycle* of  $\mathbb{F}$ , with vertices  $h_1, p_1, h_2, p_2, \dots, h_k, p_k$ , where  $h_i$  (respectively  $p_i$ ) are  $A$ -vertices (respectively  $B$ -vertices).
- Identify  $p_1, p_{k-1}, p_k, h_k, h_1$  respectively with the vertices  $f_1, g_2, f_2, Y$  and  $T$  of a handy gadget (called in this context the *order gadget*), whose other vertices have the same notations as in Figure 3.
- Add a new vertex  $p'_2$ , as well as the edges  $p'_2 h_2, p'_2 h_3, p'_2 Q, h_2 R, h_2 g_1$ .

**Proposition 2.** *Up to minor variants concerning the positions of  $P$  and  $Y$ , a forced cycle  $\mathbb{F}$  has a unique Stick representation (shown in Figure 4).*

*Proof.* By Remark 1 and given that the order of  $f_1$  and  $f_2$  is forced by the order gadget, the only possible orders from left to right of the  $B$ -origins representing the vertices in the underlying cycle are  $p_1 (= f_1), p_2, \dots, p_k (= f_2)$  or  $p_i, p_{i-1}, \dots, p_2, p_1 (= f_1), p_k (= f_2), p_{k-1}, \dots, p_{i+1}$ , for some  $i$  with  $1 \leq i \leq k-1$  (see also Figure 1). The latter case is not possible. To see this, note that the origin  $p'_2$  is outside the cage  $\langle p_1, h_1 \rangle$ , since  $p'_2$  intersects  $h_2$  and  $h_3$ . Moreover, by Proposition 1 and Figure 3, the segment  $Q$  is placed inside the cage  $\langle f_1, T \rangle$  (that is,  $\langle p_1, h_1 \rangle$ ). Then  $p'_2$  and  $Q$  cannot intersect. Thus the Stick representation in Figure 4, issued from the former case, is the unique Stick representation possible for the graph  $\mathbb{F}$ , up to the positions of  $P$  and  $Y$  from the order gadget. ■

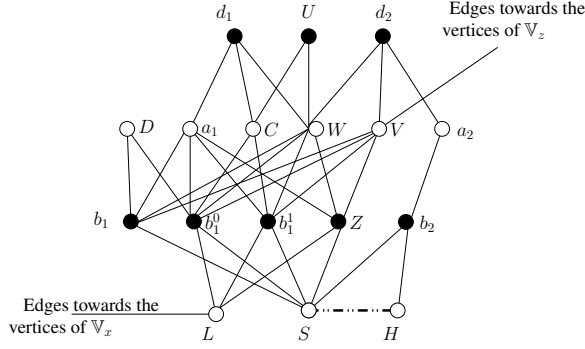


Figure 5: Clause gadget  $\mathbb{C}_K$ . The dashed line between  $H$  and  $S$  means that the vertices  $H$  and  $S$  belong to a handy gadget (see Figure 3) where they are identified with the local vertices  $e_1$  and  $N$ , respectively. The vertex  $L$  (respectively  $V$ ) has neighbors in  $\mathbb{V}_x$  (respectively  $\mathbb{V}_z$ ), the variable gadget of  $x$  (of  $z$ ).

**Remark 3.** The reader may notice that the construction in Figure 2 allows to imagine the application of Proposition 2. In our construction, the variable gadgets will have  $B$ -segments playing the roles of  $p_i$ ,  $2 \leq i \leq k-1$ , and of  $p'_2$ . These  $B$ -segments together with the other order  $A$ -,  $B$ -segments from Figure 2 and the order gadget will form a forced cycle, as in Proposition 2.

By definition, the order gadget used in the construction of our graph is denoted by  $\mathbb{O}$ . Its intersections with other gadgets are progressively presented below.

### 3.3 The clause gadgets

Let  $K = (x_i \vee x_j \vee x_k)$  be a clause, for which  $i < j < k$  by convention. For simplicity reasons, let  $x = x_i$ ,  $y = x_j$ ,  $z = x_k$ . The three ways to satisfy the clause  $K$  under the 1-in-3 SAT constraints are TFF, FTF, FFT, where each triplet (called a *truth triplet*) indicates the truth values of the literals, in the order  $x, y, z$ .

The clause gadget  $\mathbb{C}_K$  of  $K$  is presented in Figure 5. It contains, for each literal among  $x, y, z$ , a pair of  $B$ -origins whose order along the ground line encodes a *state* among T (true) and F (false). The literal  $x$  (respectively  $y, z$ ) is encoded by the pair of origins  $(b_1^1, b_1^0)$  (respectively  $(a_1, C)$  and  $(V, a_1)$ ) and has state T if and only if  $b_1^1 \prec b_1^0$  (respectively  $a_1 \prec C$ , respectively  $V \prec a_1$ ). The clause gadget admits four Stick representations (with several unimportant variants) that realize, for the triplet  $x, y, z$  of literals, exactly three triplets of states, that we call *state triplets*. The state triplets are TFF, FTF, FFT, exactly as the truth triplets admitted in a 1-in-3 SAT truth assignment for  $K$ .

We start with an intermediate result concerning the handy gadget  $\mathbb{H}$  containing  $H$  and  $S$ :

**Proposition 3.** *The following properties hold for each Stick representation of the clause gadget  $\mathbb{C}_K$ :*

- (a) *no proper segment of  $\mathbb{C}_K$  (that is, different from  $H$  and  $S$ ), can have its origin between the first and the last origin in the Stick representation of  $\mathbb{H}$ .*
- (b)  $b_1 \prec b_2$ .

*Proof.* Consider a Stick representation of the clause gadget  $\mathbb{C}_K$ . The handy gadget  $\mathbb{H}$  forces  $H$  to be positioned before  $S$  (see Figure 3, with  $e_1 = H$ ,  $N = S$ ).

Considering (a), note first that  $b_2 \prec e_1 (= H)$  since  $b_2$  and  $H$  are adjacent. Moreover,  $b_2 \prec g_1$ , otherwise  $b_2$  – which intersects  $H$  – would intersect  $Q$  before intersecting  $S$ , a contradiction. Assume first, by contradiction, that  $e_1 \prec J \prec T$ , for some proper segment  $J \neq b_2$  of  $\mathbb{C}_K$ . Then  $J$  is confined inside one of the cages  $\langle R, e_2 \rangle$ ,  $\langle f_2, T \rangle$  that cover the interval delimited by  $e_1$  and  $T$ . Then each path in  $\mathbb{C}_K$  joining the two vertices  $b_2$  and  $J$  has a vertex whose corresponding segment intersects  $r, e_2, f_2$  or  $T$ , and this is not the case since no vertex in  $\mathbb{C}_K$  except  $H$  and  $S$  has this property. Thus no proper origin  $J \neq b_2$  of  $\mathbb{C}_K$  belongs to the interval defined by the origins  $e_1$  and  $T$  of  $\mathbb{H}$ . Moreover, if some proper origin  $L \neq S, H$



of  $\mathbb{C}_K$  (here,  $L = b_2$  is possible) satisfies  $f_1 \prec L \prec R$  then all the proper origins of  $\mathbb{C}_K$  satisfy the same relation. Indeed, from (i) no proper segment of  $\mathbb{C}_K$  intersects  $f_1$  or  $T$ , and (ii) no proper origin belongs to the interval defined by  $e_1$  and  $T$  (shown above), we deduce that every segment that intersects  $S(=N)$  must also intersect  $H(=e_1)$ , which is not true. Property (a) is proved.

We also prove (b) by contradiction. If  $b_2 \prec b_1$ , then  $b_2 \prec b_1 \prec H \prec S$  by (a). Then, since  $b_1, b_2$  intersect  $H$ , the segment  $H$  cannot intersect  $b_2$  unless it intersects  $b_1$ , a contradiction. ■

**Conventions.** In the remaining of the paper, because of Proposition 3, the expressions *immediately before  $H$*  and *immediately after  $S$*  have to be understood respectively as *immediately before  $f_1$  from  $\mathbb{H}$*  and *immediately after  $T$  from  $\mathbb{H}$* . We also implicitly refer to Proposition 3 when we forbid to position any proper origin of  $\mathbb{C}_K$  between  $H$  and  $S$ .

**Proposition 4.** *In each standard Stick representation of  $\mathbb{G}(X, \mathcal{K})$ , the clause gadget  $\mathbb{C}_K$  has exactly four Stick representations (up to minor variants), given in Figure 6 together with the state triplets they encode.*

*Proof.* The possible Stick representations of  $\mathbb{C}_K$  are computed by a fastidious case-by-case study. We assume that the segments of  $\mathbb{C}_K$  are successively drawn in an order which depends on the configuration at study. Each time a segment is added, all its intersections with the *already drawn* segments must be drawn. When several positions are available for the origin of a segment, all of them are kept until a new segment (if any) allows to eliminate some of them. We do not need to draw the handy gadget, we only consider its impacts, according to Proposition 3. Four cases occur once the segments  $b_1, b_2, S$  and  $H$  are drawn, with  $b_1 \prec b_2 \prec H \prec S$ :

*Case 1.*  $a_1, a_2 \prec S$ . Then  $b_1 \prec a_1 \prec b_2 \prec a_2 \prec H$ .

There are two possible positions for  $b_1^0$ , either immediately before or immediately after  $b_1$ . As  $d_2 a_2 \in E(\mathbb{C}_K)$  but  $d_2 a_1 \notin E(\mathbb{C}_K)$ , we have  $a_1 \prec d_2 \prec a_2$ , and with  $W d_2, W b_1 \in E(\mathbb{C}_K)$  but  $W b_2 \notin E(\mathbb{C}_K)$ , we deduce that  $a_1 \prec d_2 \prec W \prec b_2$ . We now consider the following subcases:

- Case 1.1.  $b_1^0 \prec b_1$ . Then  $d_1$  has three possible positions, before  $b_1^0$ , between  $b_1^0$  and  $b_1$  or after  $b_1$ . As  $C$  intersects  $b_1^0$  and  $d_1$  but not  $b_1$ , the position of  $d_1$  after  $b_1$  is not valid since it allows no possible place for  $C$ . Then there are two possible positions for  $C$ : either immediately after both  $d_1$  and  $b_1^0$ , regardless to the position of  $d_1$ , or immediately after  $S$ , in the case where  $d_1 \prec b_1^0$  (in this case  $d_1$  also precedes the tip of  $S$ ). The latter case is not possible, since then the segment  $V$  – which intersects  $d_2$  – necessarily intersects  $d_1$  before intersecting  $\mathbb{V}_z$ , that is placed before the clause gadget in each standard Stick representation of  $\mathbb{G}(X, \mathcal{K})$ , a contradiction. Then  $C$  is positioned immediately after both  $d_1$  and  $b_1^0$ , just before  $b_1$ . In this configuration,  $U$  – which intersects  $C$  and  $W$  but not  $a_1$  – is necessarily placed before both origins  $d_1$  and  $b_1^0$ . Then  $Z$  is positioned either immediately before or immediately after  $b_1$ . Now,  $D$  – which does not intersect  $Z$  – has two possible positions: either  $D$  is placed between  $b_1$  and  $Z$  (when  $b_1 \prec Z$  and  $d_1 \prec b_1^0$ ), or  $D$  is placed after  $S$ . The latter case is impossible again. Indeed,  $L$  cannot be situated before  $S$ , since  $L$  must intersect the variable gadget  $\mathcal{V}_x$  of  $x$  (which is situated before the clause gadget in each standard Stick representation), but  $L$  intersects none of  $U, d_2$  and  $b_2$ . Therefore  $L$  must be placed between  $S$  and  $D$ , because the tip of  $Z$  is situated before  $D$ . But then  $L$  cannot intersect  $b_1^0$  unless it intersects  $b_1$ , a contradiction. We deduce that  $b_1 \prec D \prec Z$  and  $d_1 \prec b_1^0$ . Then  $b_1^1$ , which does not intersect  $D$ , has two possible places, next to  $d_1$ . It remains to position  $V$ , whose unique possible place satisfies  $W \prec V \prec b_2$ , and  $L$  for which only the position immediately after  $S$  is possible. We obtain the Stick representation in Figure 6(1). With  $b_1^1, b_1^0$  in this order we deduce that the state of the literal  $x$  of the clause  $K = (x \vee y \vee z)$  is fixed to T by this Stick representation. The orders of  $a_1, C$  and of  $V, a_1$  imply that the states of  $y$  and  $z$  are both F.

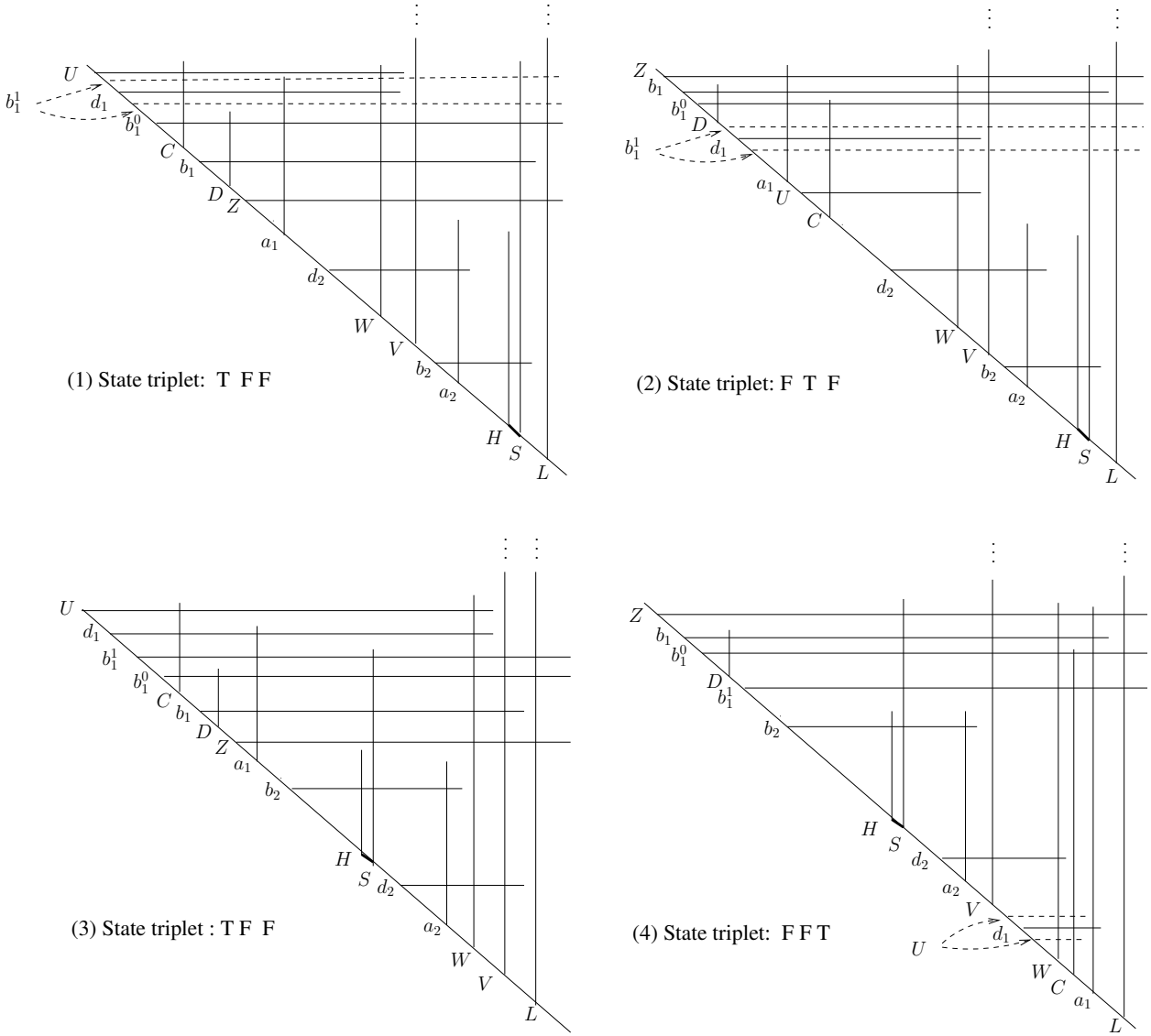


Figure 6: The four Stick representations (and their minor variants) of the clause gadget  $\mathbb{C}_K$ . The handy gadget containing  $H$  and  $S$  is drawn as a thick segment along the ground line in the Stick representations. The vertices  $L, V$  have neighbors respectively in  $\mathbb{V}_x$  and  $\mathbb{V}_z$ , the variable gadgets of  $x$  and respectively  $z$ . Each state triplet indicates the states of the literals  $x, y, z$  in this order. The dashed segments show different possible positions for the same origin.

- Case 1.2.  $b_1 \prec b_1^0$ . Then initially  $d_1$  has, again, three possible positions. The position  $d_1 \prec b_1$  implies that  $S \prec C$  and, once more, this position is not valid since  $V$  would be impossible to place. Then  $d_1$  has two possible positions (immediately before or after  $b_1^0$ ) and  $C$  is placed after  $d_1$  and  $b_1^0$ , and has two possible positions (before or after  $a_1$ ). However, the position of  $U$  implies that  $a_1 \prec C$  is the only possible place for  $C$ , since we must have  $a_1 \prec U \prec C$ . Now,  $D$  can be placed either between  $b_1^0$  and  $d_1$  (implying that only the position of  $d_1$  after  $b_1^0$  is valid) or after  $S$ . In the latter case, as  $b_1^1 C \in E(\mathbb{C}_K)$  we deduce that  $b_1 \prec b_1^1$ , thus the tip of  $b_1^1$  precedes  $D$ . Then  $L$  – regardless to where it is situated – cannot intersect  $b_1^1, b_1^0$  and  $\mathbb{V}_x$  unless it intersects  $b_1$ , a contradiction. Thus  $D$  is necessarily positioned between  $b_1^0$  and  $d_1$ . Then  $b_1^1$  must be placed after  $D$ , either immediately before or immediately after  $d_1$ . There are unique positions for  $Z, L$  and for  $V$ , as shown in Figure 6(2), which describes the Stick representation we just found. With  $b_1^0, b_1^1$  in this order we deduce that the

state of the literal  $x$  of the clause  $K = (x \vee y \vee z)$  is fixed to F by this Stick representation. The orders of  $a_1, C$  and of  $V, a_1$  imply that the state of  $y$  is T and the state of  $z$  is F.

*Case 2.*  $a_1 \prec S \prec a_2$ . Then  $b_1 \prec a_1 \prec b_2$ .

We first show that  $W$  cannot be placed before  $S$ . In this case  $d_2$ , that intersects  $W$  and  $a_2$ , is necessarily positioned before  $b_1$  and before the tip of  $S$ , otherwise  $d_2$  would intersect  $S$  before  $a_2$ . Then  $d_2 \prec b_1^1$  since  $b_1^1 S \in E(\mathbb{C}_K)$  and the tip of  $b_1^1$ , which does not intersect  $a_2$ , lies between  $S$  and  $a_2$ . Consequently, each vertical segment that intersects  $b_1^1$  and reaches the variable gadgets (which are placed before the clause gadget since the Stick representation is standard) must intersect  $d_2$ , and this contradicts the definition of  $L$ , which is one of these vertical segments but does not intersect  $d_2$ .

Thus  $S \prec W$  and  $W$  must be situated after  $a_2$  since  $Wb_2 \notin E(\mathbb{C}_K)$ . The origin  $b_1^0$  (two possible positions, as before) is easily placed. The origin  $d_2$  has a unique possible position (between  $S$  and  $a_2$ ). Furthermore,  $d_1$  intersects  $a_1$  and  $W$ , and its only possible position is before  $b_1$  and  $b_1^0$ .

Concerning  $C$ , we have two cases. If  $W \prec C$ , then with  $d_1 \prec b_1 \prec d_2 \prec C$  we deduce that  $V$  is between  $d_2$  and  $C$ . Consequently,  $V$  cannot intersect  $\mathbb{V}_x$  unless it intersects  $d_1$ , a contradiction. So there is one convenient position for  $C$ , namely between  $b_1^0$  and  $b_1$  (implying that only the position  $b_1^0 \prec b_1$  is possible for  $b_1^0$ ). Now,  $U$  can be placed only before  $d_1$  (since  $Ua_1 \notin E(\mathbb{C}_K)$ ) and we consider the cases concerning  $D$ .

- If  $D$  is immediately before or immediately after  $a_1$ , then  $b_1^1$  – which does not intersect  $D$  – can be positioned only immediately before  $b_1^0$ . Moreover,  $Z$  and  $L$  have unique positions, and imply that  $D \prec Z \prec a_1$ . Then  $V$  must be placed between  $W$  and  $L$ . We have obtained the Stick representation in Figure 6(3). With  $b_1^1, b_1^0$  in this order we deduce that state of the literal  $x$  is fixed to T by this Stick representation, whereas the orders of  $a_1, C$  and of  $V, a_1$  imply that both the states of  $y$  and  $z$  are F.
- If  $D$  is after  $W$ , then  $Z$  is still necessarily placed after  $C$ , thus its tip lies between  $W$  and  $D$ . But  $L$  cannot be situated before  $W$ , since it would intersect  $d_1$  and  $U$  before it intersects  $\mathbb{V}_x$ . And  $L$  cannot be situated between  $W$  and  $D$  since then it would intersect  $b_1$  before it intersects  $\mathbb{V}_x$ , a contradiction. Thus this case cannot appear.

*Case 3.*  $S \prec a_1, a_2$ .

Then  $S \prec a_2 \prec a_1$ , otherwise  $a_1$  intersects  $b_2$ , a contradiction. Again,  $b_1^0$  (two possible positions each) is easily placed. Then  $W$  has a unique possible position, between  $a_2$  and  $a_1$ , after the tip of  $b_2$ . As  $d_2$  intersects  $a_2$  and  $W$  but not  $S$ , we deduce that  $d_2$  must be positioned immediately before  $a_2$ . We have two possibilities with respect to  $d_1$ , which may be placed either between  $a_2$  and  $W$  or before  $b_1$  and  $b_1^0$ .

- If  $a_2 \prec d_1 \prec W$ , then  $C$  either immediately precedes or immediately follows  $a_1$ . In the latter case,  $U$  is necessarily placed before  $b_1$  and  $b_1^0$ , and also before  $Z$  since  $Z$  intersects  $S$  and the tip of  $S$  lies after  $U$ . But then the tip of  $Z$  lies between  $a_1$  and  $C$ , and  $L$  – which intersects  $Z$  – cannot intersect the variable gadget of  $x$  unless it intersects  $U$ , a contradiction. Thus  $C$  is positioned between  $W$  and  $a_1$ . From  $Cb_1 \notin E(\mathbb{C}_K)$  and  $Cb_1^0 \in E(\mathbb{C}_K)$  we deduce that  $b_1^0$  must be placed after  $b_1$ . Then  $U$  can be positioned only next to  $d_1$ , before or after it. We have again two cases, this time with respect to  $D$ , which must intersect  $b_1$  and  $b_1^0$ . If  $D$  is situated immediately after  $b_1^0$ , then  $b_1^1$  can be placed only after  $D$ . Concerning  $Z, L$  and  $V$ , they have unique places as indicated in Figure 6(4). The state triplet for the literals  $x, y, z$  is thus FFT. If  $D$  is positioned after  $a_1$ , then  $b_1^1$  – whose possible places are immediately before or immediately after  $b_1^0$  – has its tip between  $a_1$  and  $D$ . Thus  $L$ , which must intersect  $b_1^1$ , cannot intersect  $\mathbb{V}_x$  unless it intersects  $b_1$ , a contradiction.
- If  $d_1 \prec b_1, b_1^0$ , then  $V$ , which intersects  $d_2$ , must intersect  $d_1$  before it reaches the variable gadget  $\mathbb{V}_z$ , a contradiction.

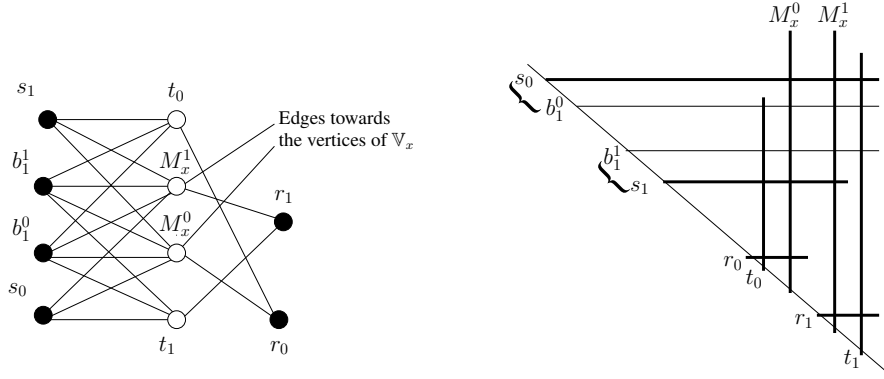


Figure 7: Left: Transmission gadget  $\mathbb{T}_x$  of the literal  $x$ , and its intersections with  $b_1^0$  and  $b_1^1$ . By definition,  $N_{\mathbb{C}_K}(s_h) = N_{\mathbb{C}_K}(b_1^h)$  holds for  $h = 0, 1$ . Right: its unique Stick representation (up to minor variants that keep the same order for the pairs of origins  $(s_0, s_1), (r_0, r_1), (M_x^0, M_x^1)$ ) when  $b_1^0 \prec b_1^1$ . The “{” marks indicate that the two origins are inseparable, because of the condition  $N_{\mathbb{C}_K}(s_h) = N_{\mathbb{C}_K}(b_1^h)$ ,  $h = 0, 1$ .

Case 4.  $a_2 \prec S \prec a_1$ . Then  $b_2 \prec a_2 \prec H$ .

The only valid position for  $W$ , so that  $d_2$  may be placed too, is immediately before  $b_2$ , and thus  $b_1 \prec d_2 \prec W \prec b_2$ . Then  $d_1 \prec b_1$  and, as before,  $V$  cannot be placed so as to ensure all its intersections, and a non-intersection with  $d_1$ . ■

**Connections with the other gadgets.** The  $B$ -segments  $b_1^0$  and  $b_1^1$  are also the two order  $B$ -segments outgoing from the clause gadget of  $K$  to the right. See Figure 2. Moreover, for each clause  $K$ , there is an  $A$ -order segment associated with it, which intersects the  $B$ -order segments outgoing from the clause  $K$ , as well as those outgoing from the previous clause (or intersects the last variable gadget, if  $K = K_1$ ). See Figure 2.

Consequently, except when  $K = K_m$ ,  $b_1^0$  and  $b_1^1$  intersect the order  $A$ -segment immediately following the clause and the order  $A$ -segment following the next clause. When  $K = K_m$ ,  $b_1^0$  and  $b_1^1$  intersect by definition the order  $A$ -segment associated to the clause  $K$ , and another  $A$ -segment (the rightmost order  $A$ -segment in Figure 2). This segment corresponds to the  $A$ -segment  $h_{k-1}$  in Figure 4, and – again by definition – intersects in addition the segment  $g_2$  of the order gadget  $\odot$  used to build  $\mathbb{G}(X, \mathcal{K})$ .

Finally,  $b_1^0$  and  $b_1^1$  intersect the transmission gadgets of all the literals in the clause following  $K$ , when  $K \neq K_m$ . More precisely,  $b_1^0$  and  $b_1^1$  intersect all the  $A$ -segments from these transmission gadgets that go from their clause gadget towards a variable gadget (shorter  $A$ -segments exist in some transmission gadgets, but their tips do not go farther than the origins of the corresponding clause gadget and are not concerned here). As it will be seen later, the segments  $L$  and  $V$  from  $\mathbb{C}_K$  will be included in the transmission gadgets of  $x$  and  $z$ , and are thus concerned by these intersections (more details are given later).

### 3.4 The transmission gadgets

The Stick representation of the transmission gadget for a literal  $t \in \{x, y, z\}$  is roughly a set of vertical segments that have to transmit the state of the literal  $t$  in the clause  $K = (x \vee y \vee z)$  towards the variable gadget  $\mathbb{V}_t$ . There are two main difficulties here: (a) the transmission gadget for a fixed literal must intersect exactly the same horizontal segments in all the four Stick representations of the clause  $K$ , and (b) it must correctly transmit to the variable gadget the state of the literal.

The transmission gadget  $\mathbb{T}_x$  of  $x$  and one of its Stick representations are drawn in Figure 7. Intuitively,  $M_x^0, M_x^1$  are two  $A$ -segments whose origins must have the same order as  $b_1^0, b_1^1$ , and which transmit this order to the variable gadget of  $x$ . The segments  $s_0, s_1, t_0, t_1$  are (almost) duplicates of  $b_1^0, b_1^1, M_x^0, M_x^1$  respectively, and are inseparable from their originals along the ground line, when  $\mathbb{T}_x$  is represented in the context of  $\mathbb{C}_K$  (or, more generally, of  $\mathbb{G}(X, \mathcal{K})$ ). That means they behave identically in terms of positions, due to the common neighborhood of  $s_h$  and  $b_1^h$  ( $h = 1, 2$ ) in  $\mathbb{C}_K$ , and to the common neighbor  $r_h$  of  $M_1^h$  and  $t_h$  ( $h = 1, 2$ ). Unlike their originals, the duplicates may be as short as we need and this allows us to obtain consistent orders between  $b_1^0, b_1^1$  (that force  $s_0$  and  $s_1$ ) on the one hand, and  $M_x^0, M_x^1$  (forced by  $t_0, t_1$ , which are on their turn forced by  $s_0, s_1$ ) on the other hand.

The transmission gadget of  $x$  is necessarily positioned in the Stick representations of the clause gadget  $\mathbb{C}_K$  (given in Figure 6) as indicated in Figure 8, since  $M_x^0, M_x^1, t_0, t_1$  do not have other neighbors but those indicated in Figure 7. Note that whereas the origins  $r_0, r_1$  may have several valid positions in the Stick representation of  $\mathbb{T}_x$  when  $\mathbb{T}_x$  is considered separately, they have unique convenient places (as in Figure 8) when  $\mathbb{T}_x$  is seen in the context of the clause gadget  $\mathbb{C}_K$ . The segments  $r_0, r_1$  are drawn in grey in Figure 8, but their names are omitted.

**Remark 4.** Given the position of  $L$  with respect to the transmission gadget of  $x$ , and the fact that  $L$  has neighbors in  $\mathbb{V}_x$ , we assume from now on that  $L$  belongs to  $\mathbb{T}_x$ . The intersection of  $L$  with the other gadgets will be defined in this context.

The transmission gadget  $\mathbb{T}_y$  of  $y$  is made of two  $A$ -segments  $M_y^0$  and  $M_y^1$ , that are respectively duplicates of  $C$  and  $a_1$  with additional neighbors. More precisely  $M_y^0$  is adjacent with  $b_1^0, b_1^1$ , their duplicates,  $d_1, U$  (as  $C$ ) and moreover with  $Z, b_1$ , whereas  $M_y^1$  is adjacent with  $b_1, b_1^0, b_1^1$ , their duplicates,  $d_1, Z$  (as  $a_1$ ) and moreover with  $U$ . In order to keep the origins  $C$  and  $M_y^0$  (respectively  $a_1$  and  $M_y^1$ ) close to each other, both vertices are adjacent with a new vertex  $v_0$  (respectively  $v_1$ ). The segments  $v_0, v_1$  are also drawn in grey in Figure 8. They force  $M_y^0, M_y^1$  to be placed as in the figure, since no other places are possible.

The transmission gadget  $\mathbb{T}_z$  of  $z$  is made of the  $A$ -segments  $M_z^0$  and  $M_z^1$  defined as follows:  $M_z^0$  is a copy of  $M_y^1$  (they both represent the origin  $a_1$ ) and is thus adjacent with  $v_1, Z, U, d_1, b_1, b_1^0, b_1^1$  and the duplicates of  $b_1^0, b_1^1$ ; whereas  $M_z^1$  is equal to  $V$ . Then, in the Stick representations,  $M_z^0$  and  $M_y^1$  are positioned in the neighborhood of  $a_1$  in an arbitrary order, as indicated in Figure 8, whereas  $M_z^1$  is already placed as  $V$ .

**Proposition 5.** In each standard Stick representation of the graph  $\mathbb{G}(X, \mathcal{K})$ , the transmission gadgets satisfy:

$$\begin{aligned} M_x^1 &\prec M_x^0 \text{ if and only if } b_1^1 \prec b_1^0, \\ M_y^1 &\prec M_y^0 \text{ if and only if } a_1 \prec C, \text{ and} \\ M_z^1 &\prec M_z^0 \text{ if and only if } V \prec a_1. \end{aligned}$$

*Proof.* The affirmation is immediate for  $M_y^0, M_y^1, M_z^1, M_z^2$  since the positions indicated in Figure 8 for these segments define a fixed order between pairs, in each case.

The transmission gadget  $\mathbb{T}_x$  has a unique place in each Stick representation of the clause gadget, but  $M_x^0$  and  $M_x^1$  have the same neighborhoods in  $\mathbb{C}_K$  and they could possibly be switched without switching  $b_1^0$  and  $b_1^1$ . We show that the duplicates force the origins  $M_x^0$  and  $M_x^1$  to have the same order as the origins  $b_1^0$  and  $b_1^1$ . Assume by contradiction that we could have  $b_1^0 \prec b_1^1$  and  $M_x^1 \prec M_x^0$ . See Figure 7 and consider a Stick representation of  $\mathbb{T}_x$  and  $\mathbb{C}_K$ , as in Figure 8. Then with  $b_1^0 \prec b_1^1$ , we are either in case (2) or in case (4), but  $M_x^0$  and  $M_x^1$  are switched with respect to the illustrations in Figure 8. In each of these cases, we position  $s_0$  and  $s_1$  next to  $b_1^0$  and respectively  $b_1^1$  (since  $N_{\mathbb{C}_K}(s_h) = N_{\mathbb{C}_K}(b_1^h)$ ,  $h = 0, 1$ ). Note that in case (2),  $d_1$  could separate  $b_1^1$  and  $s_1$ , since the two possible positions for  $b_1^1$  in Figure 6 case (2) are also possible for  $s_1$ , but this is not important. The vertex  $t_1$  is adjacent with  $b_1^0, b_1^1$  and  $s_0$  but not to  $s_1$ , so  $M_x^0 \prec t_1$  or  $b_1^1 \prec t_1 \prec s_1$ .



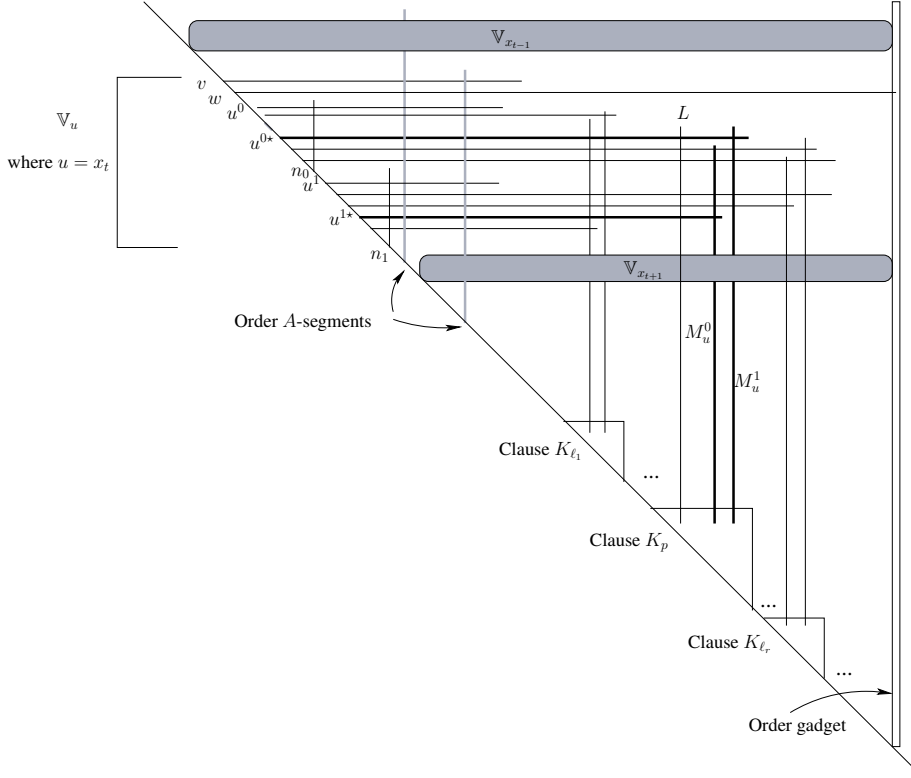


Figure 9: Variable gadget  $\mathbb{V}_u$  for  $u = x_t$  and its intersections with the transmission gadgets outgoing from the clause  $K_p$ . The thick segments indicate the connection with the transmission gadget  $\mathbb{T}_u$ , when  $u$  is any literal in the clause  $K_p = (x \vee y \vee z)$ . The segment  $L$  is present only when  $u = x$  in the clause  $K_p$ .

**Connections with the other gadgets.** In order to ensure the consistency with the standard Stick representation of  $\mathbb{G}(X, \mathcal{K})$ , assume now that  $K \neq K_1$ . We impose by definition that, for each literal  $u \in \{x, y, z\}$  from  $K$ , the supports of  $u$  intersect the  $B$ -segments  $b_1^0, b_1^1$  outgoing from the clause gadget  $\mathbb{C}_{K'}$ , where  $K'$  is the clause immediately preceding  $K$  in the standard order of the clauses (and thus of the clause gadgets).

### 3.5 The variable gadgets

Let  $u$  be a variable among  $x_1, x_2, \dots, x_n$  (say  $u = x_t$ ), and let  $K_{\ell_1}, K_{\ell_2}, \dots, K_{\ell_r}$  be the clauses in which  $u$  occurs as a literal. The variable gadget  $\mathbb{V}_u$  of  $u$  is given in Figure 9, using directly its Stick representation. It has two types of vertices.

**Vertices that force the order in the standard Stick representation:  $v$  and  $w$ .** The neighbors of  $v$  are the two order  $A$ -segments that intersect the variable gadget according to Figure 2. The vertex  $w$  has one more neighbor, namely  $Q$  in the order gadget  $\mathbb{O}$ . The pair  $(v, w)$  of segments in *each* variable gadget is similar to the pair  $(p_2, p'_2)$  in Figure 4. The order  $A$ -segments that intersect  $v, w$  are similar with  $h_2, h_3$  in Figure 4.

The use of the other vertices in  $\mathbb{V}_u$  is presented later. By now, it is sufficient to notice (see Figure 9) that they form two groups, that (a) contain respectively  $u^0$  and  $u^1$ , (b) are adjacent respectively with  $n_0$  and with  $n_1$ , and (3) are both adjacent with the two order  $A$ -segments that intersect  $v$  and  $w$ .

We are now ready to prove that:

**Proposition 6.** *Each Stick representation of  $\mathbb{G}(X, \mathcal{K})$  whose variable gadgets, clause gadgets, order segments and order gadget are defined as above is a standard Stick representation.*

*Proof.* The variable gadgets and the order  $A$ -segments have been defined such that each order  $A$ -segment intersects the  $B$ -segments  $v$  of two successive variable gadgets according to the increasing order of the variables. On their turn, the clause gadgets have been defined such that each order  $A$ -segment intersects the order  $B$ -segments  $b_1^0$  outgoing from two consecutive clauses according to the increasing order of the clauses, except for the first and last clause which are particular but for which the intersections with order  $A$ -segments are defined similarly. Thus the order  $A$ -segments, the order  $B$ -segments from the clause gadgets, the  $B$ -segments  $v$  from the variable gadgets as well as the  $B$ -segment  $w$  from the first variable gadget induce together with the order gadget a forced cycle. By Proposition 2, the only possible Stick representation for this forced cycle is the one in Figure 4, where the segments  $h_i$  ( $i = 2, \dots, k - 1$ ) are the order  $A$ -segments, the segments  $p_j$  ( $j = 2, \dots, k - 2$ ) are the order  $B$ -segments (the segments  $v$  from the variable gadgets and the segments  $b_1^0$  from the clauses gadgets) and the unique vertex  $w$  we have chosen is the vertex  $p_2'$ .

It remains to show that all the origins of a variable gadget (respectively of a clause-transmission gadget) must be placed consecutively in an interval containing the origin  $v$  belonging to the variable gadget (respectively the origin  $b_1^0$  belonging to the clause gadget). For each variable or clause-transmission gadget  $\mathbb{D}$  and in any Stick representation of the graph, let the interval  $I_{\mathbb{D}}$  be defined along the ground line by the first and the last origin in the gadget. Then  $I_{\mathbb{D}}$  is called the *underlying interval* of the gadget  $\mathbb{D}$  in the Stick representation. Note that:

- (a) There exists a set of  $h$  cages  $\langle B_i, A_i \rangle$  with  $1 \leq i \leq h \leq 2$  covering  $I_{\mathbb{D}}$ , such that the origin  $B_1$  is the leftmost origin of  $I_{\mathbb{D}}$ , and  $A_h$  is either (i) the rightmost origin in  $I_{\mathbb{D}}$  or (ii) the  $A$ -origin immediately following the rightmost origin in  $I_{\mathbb{D}}$ . The clause-transmission gadgets satisfy  $h = 2$  and (i), whereas the variable gadgets either satisfy  $h = 1$  and (ii), or satisfy  $h = 2$  and (i). For instance, in the Stick representation in case (1) of a clause-transmission gadget (see Figure 8), the cages defined by  $\langle U, W \rangle$  and by the duplicates of  $b_1^1$  and of  $M_x^0$  cover the underlying interval. For the variable gadget represented in Figure 9, the underlying interval is covered by the cage made of  $v$  and the order  $A$ -segment immediately following  $n_1$ , which immediately follows  $n_1$  (that belongs to the gadget). Thus  $h = 1$  and (ii) holds. However, the order  $A$ -segment could precede  $n_1$  in a slightly different Stick representation, in which case we would have  $h = 2$  and property (i).
- (b) No origin of an order  $A$ -segment may be included in the underlying interval of a clause-transmission gadget. Indeed, Figure 8 shows that no position exists inside the interval for an  $A$ -segment that would intersect only  $b_1^0$  and  $b_1^1$  (because of the duplicates of  $b_1^0$  and  $b_1^1$ , and the segments  $r_0, r_1$  from  $\mathbb{T}_x$ ).
- (c) The segment  $Q$  from the order gadget  $\mathbb{O}$  cannot be included in a cage  $C$  from the set of cages covering the underlying interval  $I_{\mathbb{D}}$  of a variable or clause-transmission gadget. If, by contradiction, this was the case, then the cage  $C$  would contain the entire order gadget. This is due to the observation that in the sequence  $Q, R, e_1, f_1, T$  from the order gadget each segment intersects the next one, see Figure 3 and Figure 4, but none of them intersects any cage from any other gadget, thus none of them may have one endpoint in  $C$  and the other endpoint out of  $C$ . Consequently, the forced cycle defined above – which has all its origins between  $f_1$  and  $T$  – is also included in the same cage  $C$ , and thus  $\mathbb{D}$  is not a clause-transmission gadget because of (b). Then  $\mathbb{D}$  is a variable gadget  $\mathbb{V}_s$ , one of whose segments precedes  $f_1$  and one of whose  $A$ -segments  $n_t$ ,  $t \in \{0, 1\}$ , follows  $T$ . But then  $b^t$  and all its copies follow  $T$  (otherwise they should intersect  $h_1$  in order to intersect  $n_t$ , a contradiction). And thus the order  $A$ -segments intersecting  $b^t$  should follow  $h_1$ , which contradicts Proposition 2.



We need to show that the set  $\mathcal{I}$  defined as

$$\mathcal{I} = \{I_{\mathbb{D}} \mid \mathbb{D} \text{ is a variable gadget or a clause-transmission gadget}\}$$

contains only disjoint intervals. In this case, any Stick representation would be a standard Stick representation, since each order  $B$ -segment from the forced cycle will be replaced on the ground line with the underlying interval of the gadget it belongs to.

By contradiction, assume that the set  $\mathcal{I}$  contains two non-disjoint underlying intervals  $I_{\mathbb{D}}$  and  $I_{\mathbb{D}'}$ . Then  $I_{\mathbb{D}}$  and  $I_{\mathbb{D}'}$  cannot strictly overlap, otherwise two cages from those covering  $I_{\mathbb{D}}$  and  $I_{\mathbb{D}'}$  according to (a) would necessarily intersect, resulting into at least one wrong segment intersection. And if  $I_{\mathbb{D}}$  and  $I_{\mathbb{D}'}$  are contained in each other, for instance  $I_{\mathbb{D}} \subsetneq I_{\mathbb{D}'}$ , then  $\mathbb{D}$  is not a variable gadget. This is due to the observation that, in this case, the segment  $w$  of  $\mathbb{D}$  would be inside a cage  $C$  from the set of cages covering  $I_{\mathbb{D}'}$ , whereas the segment  $Q$  from the order gadget  $\mathbb{O}$  would be outside  $C$  by (c), and it is impossible to have  $wQ \in E(\mathbb{G}(X, \mathcal{K}))$  as required. Then  $\mathbb{D}$  is a clause-transmission gadget of  $\mathbb{C}_K$ . The segment  $b_1^0$  from  $\mathbb{C}_K$  cannot intersect any cage from  $\mathbb{D}'$ , thus it cannot intersect the order  $A$ -segment associated with the clause  $K$  (external to  $I_{\mathbb{D}'}$ , by (b)), a contradiction.

This concludes the proof. ■

**Vertices that force the variable consistency.** In the variable gadget,  $u^0$  and  $u^1$  are the two  $B$ -segments that record the (global) state of the variable  $u$  in the following way. See Figure 9. Each of  $u^0$  and  $u^1$  has  $r$  copies of different lengths, with one pair of copies devoted to each clause containing  $u$ . The copies of  $u^s$  ( $s = 0, 1$ ) are always consecutive due to the  $A$ -segment  $n_s$  that intersects them all (and no other segment). Let us call  $u^{0*}, u^{1*}$  the copies devoted to a fixed clause  $K_p$ , where  $p = \ell_i$  for some  $i \in \{1, 2, \dots, r\}$ . With the aim of ensuring that  $M_u^1$  is before  $M_u^0$  in a Stick representation if and only if  $u^{1*}$  is before  $u^{0*}$ , we use the construction in Figure 9 (thick segments) that is similar to the one we used for the duplicates in Figure 7: we require the intersection between  $M_u^0$  and  $u^{1*}$  but not  $u^{0*}$ , and the intersection between  $M_u^1$  and  $u^{0*}$  but not  $u^{1*}$ . Moreover, both  $M_u^0$  and  $M_u^1$  intersect all the copies of  $u^0$  and  $u^1$  that are longer than  $u^{0*}$  and  $u^{1*}$ , *i.e.*, that are devoted to clauses  $K_{\ell_s}$  with  $\ell_s > p$ . Furthermore, if  $K_p = (x \vee y \vee z)$  and  $u = x$ , then the segment  $L$  from  $\mathbb{T}_u$  is adjacent to all the copies of  $u^0$  and  $u^1$  that are longer or equal to  $u^{0*}$  and  $u^{1*}$ , *i.e.*, that are devoted to clauses  $K_{\ell_s}$  with  $\ell_s \geq p$ . See Figure 9.

This construction is valid for  $u \in \{x, y, z\}$ . However, the supports of  $y$  and  $z$  are intertwined (see Figure 8), and this imposes intersections between the supports  $M_y^1$  and  $M_y^0$  and the segments  $z^{1*}$  and  $z^{0*}$ , as shown in Figure 10. In each case the intersections are the same, and the figure shows that all the three configurations admit a Stick representation of these intersections.

**Proposition 7.** *Let  $u \in \{x_1, x_2, \dots, x_n\}$ . Then:*

- (a) *For each clause  $K_p = (x \vee y \vee z)$  containing  $u$ , if  $u^{0*}, u^{1*}, M_u^0$  and  $M_u^1$  are the notations used above, then the left to right order of the origins  $u^{0*}, u^{1*}$  is the same as the left to right order of  $M_u^0$  and  $M_u^1$ , in each Stick representation of these four segments.*
- (b) *For each variable  $u$ , the origin  $u^0$  and all its copies are positioned before  $u^1$  and all its copies, or vice versa.*

*Proof.* In all cases, the intersection of  $M_u^1$  with  $u^{0*}$  but not with  $u^{1*}$ , and of  $M_u^0$  with  $u^{1*}$  but not with  $u^{0*}$  implies that if exactly one pair of origins among  $(u^{0*}, u^{1*})$  and  $(M_u^0, M_u^1)$  is switched then a wrong intersection appears. The second affirmation is implied by the existence of the common neighbor  $n_0$  (respectively  $n_1$ ) of  $u^0$  (respectively  $u^1$ ) and all of its copies. ■

**Connections with the other gadgets.** According to the standard Stick representations, we impose by definition that each support of  $u$  from the clause  $K_p$  intersects, for each  $h > t$  (recall that  $u = x_t$ ), all the

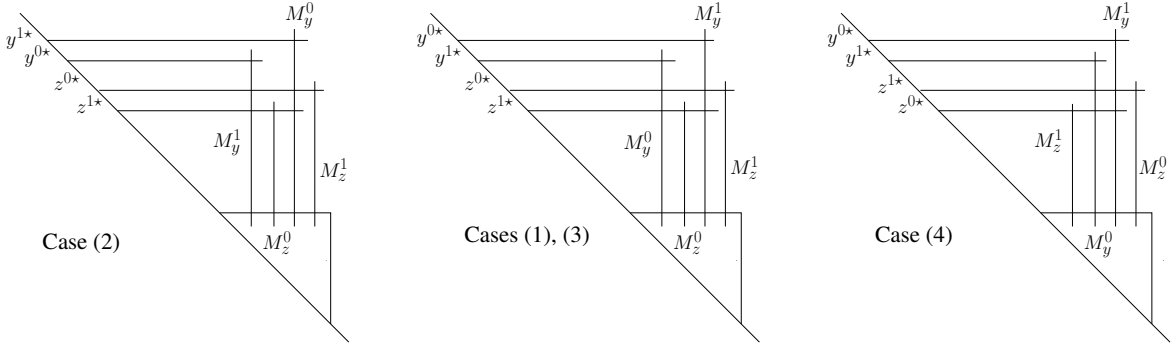


Figure 10: Specific intersections between  $\mathbb{T}_y$  and  $\mathbb{V}_z$  from the clause  $K = (x \vee y \vee z)$ , and the resulting Stick representations in each of the four cases in Figure 8. In cases (1), (2) and (3), the two possible positions of  $M_z^0$  accept these intersections (just move  $M_z^0$  on the opposite side of  $M_y^1$ ). In case (4), only the position of  $M_z^0$  after  $M_y^1$  is valid, and the other one is eliminated at this stage.

$B$ -segments of  $\mathbb{V}_{x_h}$  devoted to clauses  $K_j$  with  $j > p$ . This is equivalent to requiring that, for  $u^{0*}$  and  $u^{1*}$  devoted to  $K_p$ , both the segments  $u^{0*}$  and  $u^{1*}$ , but also the segment  $w$  of  $\mathbb{V}_u$ , intersect all the supports of the literals  $x_q$  with  $q < t$  belonging to clauses  $K_j$  with  $j < p$ .

Concerning the two  $A$ -order segments shown in Figure 9, we required that they both intersect all the  $B$ -segments in  $\mathbb{V}_u$ , and we used the leftmost of them in Proposition 6. One exception exists to these rules: the second (rightmost) order  $A$ -segment for the last variable  $x_m$  is the order  $A$ -segment associated with the first clause  $K_1$ . Consequently, it must intersect, by definition, only the  $B$ -segments from  $\mathbb{V}_{x_m}$  that are devoted to clauses  $K_p$  with  $p > 1$  (i.e., which are long enough to intersect the order  $A$ -segment rising after the clause gadget of  $K_1$ ).

The construction of the graph  $\mathbb{G}(X, \mathcal{K})$  associated with the set  $X$  of variables and the set  $\mathcal{K}$  of clauses is now complete.

## 4 Main theorem

**Theorem 1.** *STICKREC is NP-complete.*

*Proof.* Note first that STICKREC belongs to NP, since – unlike SEG graphs – in Stick graph representations the segments lie in a fixed number of directions and this is an essential feature for NP membership [14].

Next, we show that MONOTONE 1-IN-3SAT with input  $X$  and  $\mathcal{K}$  has a positive answer if and only if the graph  $\mathbb{G}(X, \mathcal{K})$  is a Stick graph.

Consider  $X$  and  $\mathcal{K}$ , as well as the graph  $G(X, \mathcal{K})$  defined above. By Proposition 6, each Stick representation of  $\mathbb{G}(X, \mathcal{K})$ , if such a representation exists, is a standard Stick representation. The incidental intersections between clause gadgets, variable gadgets, transmission gadgets and order segments have been defined according to the standard Stick representation, as indicated in Remark 2 and further applied for each gadget (see the "Connections with other gadgets" paragraphs). They are therefore satisfied in each standard Stick representation. The existence of a Stick representation for the graph  $G(X, \mathcal{K})$  is thus equivalent to the existence of a Stick representation for the gadgets such that the literal states output by the clause gadgets using the transmission gadgets are consistent, which means that for each variable the states of the literals equal to it in different clauses are the same.

We put the truth values (T or F) for a variable  $u$  in  $X$  in bijection with the Stick representations of the corresponding variable gadget  $\mathbb{V}_u$  as follows: the T (respectively F) value for  $u$  is represented by a variable gadget with  $u^1 \prec u^0$  (respectively  $u^0 \prec u^1$ ). By Proposition 7(b), the latter affirmation holds if and only

if each pair of copies  $u^{1*}$  and  $u^{0*}$  of  $u^1$  and  $u^0$  follows the same precedence relation. By Proposition 7(a) and Proposition 5, the order of  $u^{1*}$  and  $u^{0*}$  along the ground line correctly records the state of the literal  $u$  in any clause gadget containing  $u$ . Thus, the value affected to  $u$  is T (respectively F) if and only if each occurrence of the literal  $u$  in a clause gadget returns the state T (respectively F) to the variable gadget.

Now, assume that MONOTONE 1-IN-3SAT has a positive answer for the instance  $(X, \mathcal{K})$ . Then, each clause  $K$  has a truth triplet among FFT, FTF, TFF, implying – according to the above bijection – a state triplet identical to the truth triplet for the clause gadget  $\mathbb{C}_K$ . Since each state triplet among FFT, FTF, TFF is Stick representable (Proposition 4), and all the states of the literals are consistent (because, by hypothesis, we have a truth assignment for the variables in  $X$ ), we deduce that  $G(X, \mathcal{K})$  has a Stick representation.

Conversely, if  $G(X, \mathcal{K})$  has a Stick representation, then each clause gadget realizes one of the state triplets FFT, FTF, TFF (Proposition 4) and, by the equivalence we establish above, each variable is affected a value T or F that corresponds to all the occurrences of this variable in the clause gadgets. Then, for each clause  $K$  whose clause gadget has a state triple FFT, FTF, or TFF, its truth triplet is the same, and the conclusion follows. ■

## 5 Further considerations on a possible extension to BipHook graphs

A *BipHook representation* of a BipHook graph  $G$  is a set of hooks, one for each vertex in  $G$ , and a position for each center of a hook along the ground line such that two hooks intersect if and only if the vertices they represent are adjacent. Stick graphs are the subclass of BipHook graphs that admit a BipHook representation in which each hook uses exactly one of its segments for all its intersections (the other segment may be considered to be very short). We call a 2-hook (respectively a 1-hook) any hook that intersects other hooks with both its segments (respectively only one of its segments). We also call a proper BipHook representation each BipHook representation that uses at least one 2-hook.

Stick graphs are strictly included in BipHook graphs, as shown in [6]. However, in an arbitrary BipHook representation not all the 2-hooks are essential, since it is sometimes easy to transform a 2-hook into a 1-hook by slightly moving it.

**Example 1.** In Figure 1 left, a proper BipHook representation can be obtained by moving  $a_{i+1}$  between  $b_i$  and  $b_{i+1}$  and replacing the segments  $a_{i+1}$  and  $b_{i+1}$  by 2-hooks. However, proper BipHook representations that are not immediate modifications of Stick representations exist for the cycle (see Figure 11 for an example).

The reduction we presented for Stick graphs has many features allowing us to believe it may be transformed into a reduction for BipHook graphs. However, using hooks instead of segments implies many supplementary subcases to be considered in our reasoning above, and possibly other state triples in the BipHook representations of the clause gadget. We avoid the former drawback by giving here only the outline of an attempted construction. And we avoid the second drawback by allowing clause gadgets to possibly have other state triples, that we eliminate using a supplementary gadget linking variable and transmission gadgets.

**Remark 5.** Since in a BipHook representation no distinction is made between hooks (as between  $A$ -segments and  $B$ -segments in Stick graphs), any BipHook representation of a graph admits a symmetric BipHook representation with the centers in reverse order. That means that even the suitable Stick representations of the clause gadgets in Figure 6 have symmetric representations (when they are seen as BipHook representations) in which the state triples TFF, FTF, FFT become respectively FTT, TFT, TTF if we keep the same definition for the states.

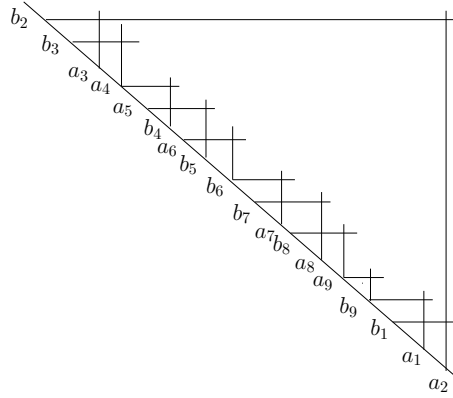


Figure 11: An example of BipHook representation for the cycle with 18 vertices. For the 1-hooks, only the segment used in intersections is drawn.

Then, for a clause  $K = (x \vee y \vee z)$ , the states of  $x, y, z$  deduced from a BipHook representation of a clause gadget are defined as follows. When the *vertical* segment of  $S$  intersects both  $b_1^0$  and  $b_1^1$ , then the states are defined as before:  $b_1^1 \prec b_1^0$  means  $x$  is T,  $a_1 \prec C$  means  $y$  is T and  $V \prec a_1$  means  $z$  is T (in the contrary cases, the variables are F). And when the *horizontal* segment of  $S$  intersects both  $b_1^0$  and  $b_1^1$ , then the states have opposite values:  $b_1^1 \prec b_1^0$  means  $x$  is F,  $a_1 \prec C$  means  $y$  is F and  $V \prec a_1$  means  $z$  is F (in the contrary cases, the variables are T).

**Remark 6.** The case where  $S$  is between  $b_1^0$  and  $b_1^1$ , and thus  $S$  uses both its segments to intersect  $b_1^0$  and  $b_1^1$ , is not possible. To show it, we have to consider two situations. Recall that  $H$ , which is always neighboring  $S$  because  $S$  and  $H$  are inside the same handy gadget, intersects only  $b_2$ . Consequently, the center of  $b_2$  is inside one of the two cages made of the two segments of  $S$ ,  $b_1^0$  and  $b_1^1$ . Let  $b_2$  be inside the cage made by  $b_1^h$  (for a fixed  $h \in \{0, 1\}$ ) and a segment of  $S$ . Then either  $b_2, a_2$  and  $d_2$  stay inside the same cage and thus  $W$  cannot intersect  $d_2$  and  $b_1^j$ , with  $j \neq h$ . Or  $a_2$  is before (respectively after) these two cages, and intersects  $b_2$ , which therefore separates  $b_1^0$  and  $b_1^1$ . Then  $W$  cannot intersect both  $b_1^0$  and  $b_1^1$  but not  $b_2$ , a contradiction. The definition of the states is thus correct.

We suggest that the following general approach allows one to provide a reduction from MONOTONE 1-IN-3SAT, with generic instance  $X$  and  $\mathcal{K}$ , to BipHook recognition (note however that this suggestion is prospective, as many details remain to be checked and fixed):

1. Note that a BipHook representation of a  $2k$ -cycle  $a_1, b_1, \dots, a_k, b_k$  is either a Stick representation (as in Figure 1) or a proper BipHook representation in which the order of the centers  $b_i$ , as well as the order of the centers  $a_j$ , are the same as in the Stick representations (both are in increasing circular order, or both in decreasing circular order, from left to right along the ground line).
2. Define a standard BipHook representation as a BipHook representation that orders the variable, clause-transmission and order gadgets either as in Figure 2, or in reverse order. All the intersections between gadgets, and between gadgets and order hooks (that replace order segments) are defined according to the standard BipHook representation. This should ensure that, although the underlying forced cycle of the graph – when represented separately – may admit BipHook representations with 2-hooks instead of the  $B$ -segments, these 2-hooks always use their horizontal segment in their intersections with other gadgets, and have only an occasional, minor, use of their vertical segment (and vice versa in the reverse representation).

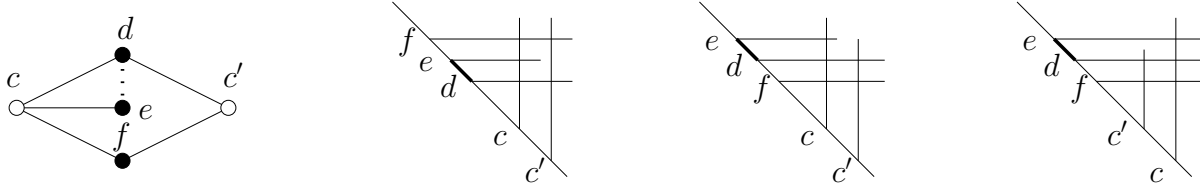


Figure 12: The exclusion gadget (left) and its three Stick representations. The dotted line between  $d$  and  $e$  indicates that they are respectively identified with the vertices  $f_2$  and  $f_1$  of a handy gadget, so that  $e \prec d$  in all Stick representations (as indicated by the thick segment along the ground line).

3. Keep the handy and (thus) the order gadget, with similar representations that may also be completely reversed.
4. Use the same clause gadget. It has the following essential property: for each of the three state triplets FFT, FTF, TFF, there exists at least one BipHook representation realizing the state triplet. These BipHook representations are the Stick representations in Figure 6, and their symmetric representations with respect to the left to right order. However, other state triplets could be realized by proper BipHook representations. Trying to identify all of them with a case-by-case study would be a very long and uninteresting work. Instead, we propose to show by contradiction and using a case-by-case approach that no BipHook representation exists that realizes the state triplet FFF (this is essential to our approach), and to temporarily accept the unwished state triplets containing two or three literals with state T.
5. Define the transmission gadgets as before (but duplicate the supports, as indicated in the next point). Some of the unwished state triplets could be eliminated at this stage if their corresponding Stick representations cannot satisfy all the requirements. The BipHook representations issued from Stick representations (realizing the state triplets FFT, FTF, TFF) necessarily exist and are sufficiently constraint to ensure that they are placed in the same positions, and play the same roles in the larger context provided by BipHook representations.
6. Define the variable gadgets in a similar way, but add *exclusion gadgets* forbidding that two literals of the same clause gadget be simultaneously in state T. This will eliminate the unwished BipHook representation with wrong state triplets we possibly kept above. An exclusion gadget is indicated in Figure 12 left. By definition, the pairs of centers  $(f, d)$  and  $(c', c)$ , in this order, represent the T status of two literals. The figure represents the three possible Stick representations of the exclusion gadget. They realize the state pairs TF, FF and FT respectively. No Stick representation realizes the state pair TT. In a BipHook representation, the order of  $d$  and  $e$  can be reversed (except in the third representation), but  $d$  and  $e$  cannot be separated by another center. Then the only way to have a BipHook representation realizing TT is by possibly ranging the centers in the order  $f, c', d, e, c$  along the ground line, if the representation of  $d$  inside the handy gadget accepts the representation of  $d$  as a 2-hook. But we use the exclusion gadget to complete the variable and transmission gadgets as shown in Figure 13. More precisely,  $d, e, f$  belong to the variable gadget of a variable (here  $u$ ), whereas  $c, c'$  are added to the transmission gadget of another variable (here  $y$ , such that  $u$  precedes  $y$  in the order of the variables). Then it is not possible to place  $c'$  between  $f$  and  $d$ , and thus to obtain TT. The exclusion gadget admits only the pairs of states FT, FF, TF. Three exclusion gadgets should be added for each clause, one for each pair of literals in the clause, so that to eliminate all the BipHook representations containing more than one T state.
7. Then the only three state triplets realized by a clause gadget would be, as for Stick graphs, TFF, FTF, FFT and the same reasoning would hold for the same conclusion.

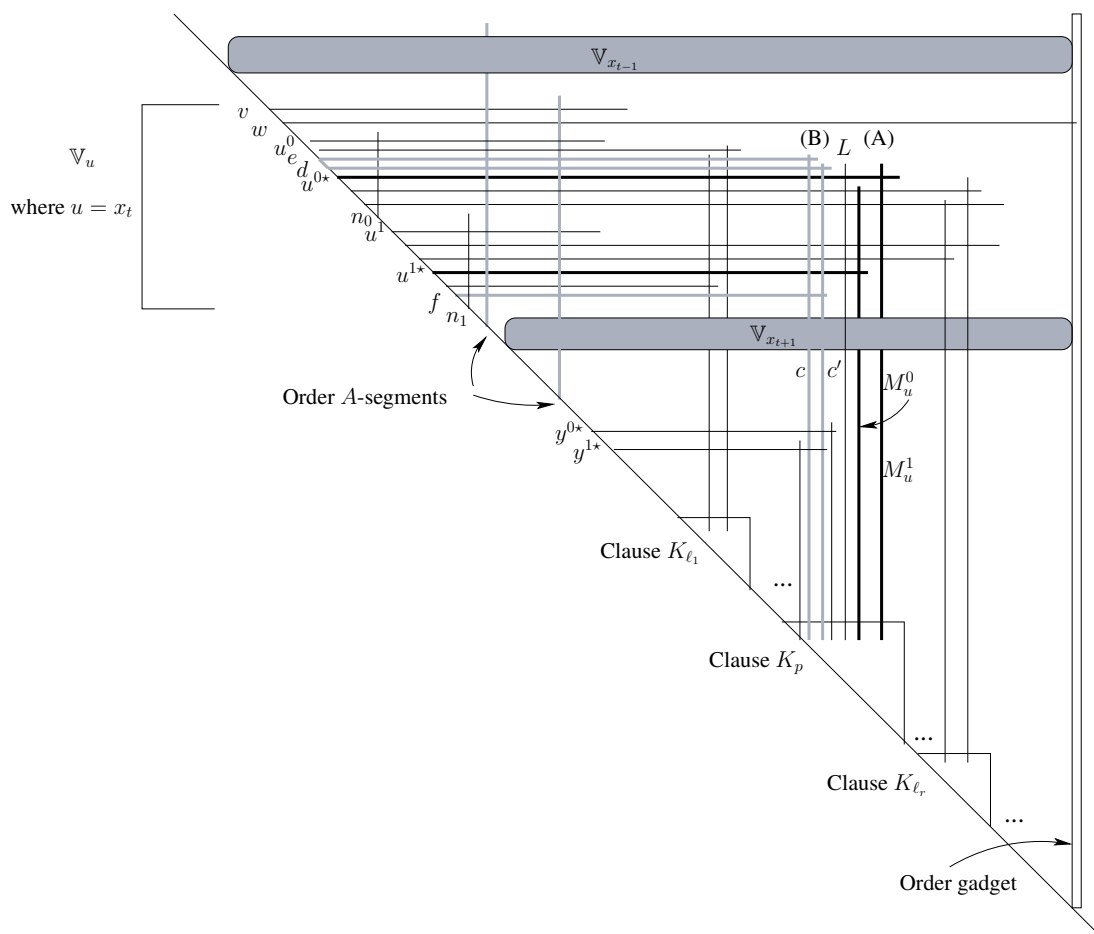


Figure 13: Variable gadget  $\mathbb{V}_u$  for  $u = x_t$  from the clause  $K_p$ . (A) The thick segments indicate the connection with the transmission gadget  $\mathbb{T}_u$ , when  $u$  is any literal in the clause  $K_p = (x \vee y \vee z)$ . The segment  $L$  is present only when  $u = x$  in the clause  $K_p$ . (B) The grey segments denoted  $e, d, f, c, c'$  form the exclusion gadget in Figure 12, between  $u$  and  $y$ , assuming  $K_p = (u \vee y \vee z)$ . Note that  $d, e$  and respectively  $f$  are copies of  $u^{0*}$  and  $u^{1*}$  respectively, whereas  $c, c'$  are (long) duplicates of the supports of  $y$ . Two other exclusion gadgets should be added between  $u$  and  $z$  and between  $y$  and  $z$ .

## 6 Conclusion

We showed in this paper that recognizing Stick graphs is an NP-complete problem. Many other questions remain open for this class, and for related classes.

Few subclasses of Stick graphs are known, and all of them admit polynomial recognition algorithms. Among the superclasses, the smallest is the class of BipHook graphs, and for its immediate superclasses (3-dimensional GIG, stabbable GIG and segment-ray graphs, all of which are also grid intersection graphs) the recognition problem is still open. We refer the reader to [6] for the definition of these classes and their relations with other classes of intersection graphs.

Another open problem is to characterize Stick graphs by forbidden subgraphs. Even simpler, finding structural properties of Stick graphs is already a challenge. The same questions are also open for the superclasses of Stick graphs. Solving them would help in solving for these classes the classical problems that are difficult or of unknown complexity on grid intersection graphs (like domination, feedback vertex set, hamiltonian path, isomorphism).

## References

- [1] Ranendu Adhikary, Kaustav Bose, Satwik Mukherjee, and Bodhayan Roy. Complexity of maximum cut on interval graphs. In *Proceedings of the 37th SoCG (International Symposium on Computational Geometry)*, pages 7:1–7:11, 2021.
- [2] Arun Kumar Baruah and Niky Baruah. Intersection graph in traffic control problem. *International Journal of Mathematics and Computer Application Research*, 3(01):265–270, 2013.
- [3] Kellogg S. Booth and George S. Lueker. Testing for the consecutive ones property, interval graphs, and graph planarity using pq-tree algorithms. *Journal of Computer and System Sciences*, 13(3):335–379, 1976.
- [4] Andreas Brandstadt, Van Bang Le, and Jeremy P. Spinrad. *Graph classes: a survey*. SIAM, 1999.
- [5] Jean Cardinal, Stefan Felsner, Tillmann Miltzow, Casey Tompkins, and Birgit Vogtenhuber. Intersection graphs of rays and grounded segments. *Journal of Graph Algorithms and Applications*, 22(2):273–295, 2018.
- [6] Steven Chaplick, Stefan Felsner, Udo Hoffmann, and Veit Wiechert. Grid intersection graphs and order dimension. *Order*, 35(2):363–391, 2018.
- [7] Steven Chaplick, Philipp Kindermann, Andre Löffler, Florian Thiele, Alexander Wolff, Alexander Zaft, and Johannes Zink. Recognizing stick graphs with and without length constraints. *Journal of Graph Algorithms and Applications*, 24(4):657–681, 2020.
- [8] Felice De Luca, Md Iqbal Hossain, Stephen Kobourov, Anna Lubiw, and Debajyoti Mondal. Recognition and drawing of Stick graphs. *Theoretical Computer Science*, 796:22–33, 2019.
- [9] M. R. Garey and David S. Johnson. *Computers and Intractability: A Guide to the Theory of NP-Completeness*. W. H. Freeman, 1979.
- [10] Fanica Gavril. The intersection graphs of subtrees in trees are exactly the chordal graphs. *Journal of Combinatorial Theory, Series B*, 16(1):47–56, 1974.
- [11] Bjarni V Halldórsson, Derek Aguiar, Ryan Tarpine, and Sorin Istrail. The Clark phaseable sample size problem: long-range phasing and loss of heterozygosity in gwas. *Journal of Computational Biology*, 18(3):323–333, 2011.
- [12] I Ben-Arroyo Hartman, Ilan Newman, and Ran Ziv. On grid intersection graphs. *Discrete Mathematics*, 87(1):41–52, 1991.
- [13] Jan Kratochvíl. A special planar satisfiability problem and a consequence of its NP-completeness. *Discrete Applied Mathematics*, 52(3):233–252, 1994.
- [14] Jan Kratochvíl and Jirí Matousek. Intersection graphs of segments. *Journal of Combinatorial Theory, Series B*, 62(2):289–315, 1994.
- [15] T.A. McKee and F.R. McMorris. *Topics in Intersection Graph Theory*. Monographs on Discrete Mathematics and Applications. Society for Industrial and Applied Mathematics, 1999.
- [16] Donald J. Rose, R. Endre Tarjan, and George S. Lueker. Algorithmic aspects of vertex elimination on graphs. *SIAM Journal on computing*, 5(2):266–283, 1976.

- [17] Irena Rusu. Forced pairs in A-stick graphs. *(to appear) Discrete Mathematics*, 345(9), 2022, <https://doi.org/10.1016/j.disc.2022.112962>.
- [18] Marcus Schaefer. Complexity of some geometric and topological problems. In *International Symposium on Graph Drawing*, pages 334–344. Springer, 2009.
- [19] Thomas J. Schaefer. The complexity of satisfiability problems. In *Proceedings of the 10th annual ACM Symposium on Theory of computing*, pages 216–226, 1978.
- [20] Anish Man Singh Shrestha, Asahi Takaoka, Satoshi Tayu, and Shuichi Ueno. On two problems of nano-PLA design. *IEICE transactions on information and systems*, 94(1):35–41, 2011.
- [21] Frank W. Sinden. Topology of thin film RC circuits. *Bell System Technical Journal*, 45(9):1639–1662, 1966.