

AdaMCT: Adaptive Mixture of CNN-Transformer for Sequential Recommendation

Juyong Jiang*
HKUST
juyongjiang@ust.hk

Jae Boum Kim
HKUST
jbjkim@cse.ust.hk

Yingtao Luo
Carnegie Mellon University
yingtaoluo@cmu.edu

Kai Zhang
East China Normal University
kzhang980@gmail.com

Sunghun Kim†
HKUST
hunkim@ust.hk

ABSTRACT

Sequential recommendation (SR) aims to model users' dynamic preferences from their historical interactions. Recently, Transformer and convolution neural networks (CNNs) have shown great success in learning representations for SR. Nevertheless, Transformer mainly focus on capturing content-based global interactions, while CNNs effectively exploit local features in practical recommendation scenarios. Thus, how to effectively aggregate CNNs and Transformer to model both *local* and *global* dependencies of historical item sequence still remains an open challenge and is rarely studied in SR. To this regard, we inject locality inductive bias into Transformer by combining its global attention mechanism with a local convolutional filter, and adaptively determine the mixing importance on a personalized basis through a module and layer-aware adaptive mixture units, named AdaMCT. Moreover, considering that softmax-based attention may encourage unimodal activation, we introduce the Squeeze-Excitation Attention (with sigmoid activation) into sequential recommendation to capture multiple relevant items (keys) simultaneously. Extensive experiments on three widely used benchmark datasets demonstrate that AdaMCT significantly outperforms the previous Transformer and CNNs-based models by an average of 18.46% and 60.85% respectively in terms of NDCG@5 and achieves state-of-the-art performance.

CCS CONCEPTS

• Information systems → Recommender systems.

KEYWORDS

Sequential Recommendation, CNNs, Transformer

ACM Reference Format:

Juyong Jiang, Jae Boum Kim, Yingtao Luo, Kai Zhang, and Sunghun Kim. 2018. AdaMCT: Adaptive Mixture of CNN-Transformer for Sequential Recommendation. In *Proceedings of Make sure to enter the correct conference title*

*Work done when Juyong was AI Global Residency of Upstage.

†Corresponding Author.

Permission to make digital or hard copies of all or part of this work for personal or classroom use is granted without fee provided that copies are not made or distributed for profit or commercial advantage and that copies bear this notice and the full citation on the first page. Copyrights for components of this work owned by others than ACM must be honored. Abstracting with credit is permitted. To copy otherwise, or republish, to post on servers or to redistribute to lists, requires prior specific permission and/or a fee. Request permissions from permissions@acm.org.

Conference acronym 'XX, June 03–05, 2018, Woodstock, NY

© 2018 Association for Computing Machinery.

ACM ISBN 978-1-4503-XXXX-X/18/06...\$15.00

<https://doi.org/XXXXXXX.XXXXXXX>



Figure 1: Personalized global interactions and local features dependency. Alice and Bob have different interest patterns. For Alice, the next item relies more on her global interactions interest, while for Bob, he shows a local features dependency on his previous historical item sequences.

from your rights confirmation email (Conference acronym 'XX). ACM, New York, NY, USA, 11 pages. <https://doi.org/XXXXXXX.XXXXXXX>

1 INTRODUCTION

Sequential Recommendation is an essential task that leverages user behavior history for applications such as music playlist recommendation, itinerary planning recommendation, and shopping list recommendation. The methodology of sequential recommendation revolves around exploiting a user's past behavior to predict personalized preferences and future decisions. Personalization is a key component in the sequential recommendation since different users have diverse local-global interest patterns. One toy example is shown in Figure 1, where green/blue boxes denote relevant items, grey boxes denote less relevant items, and red boxes denote the items to be predicted. While some users like Alice tend to have a global interactions interest in digital products such as the new phones and so (temporally) globally distributed relevant items in the historical sequence should be exploited for recommendation, other users like Bob only browse the phone products within a local time range and so only temporally local and adjacent items are of relevance. As a result, it is vital to develop methods that can *adaptively identify* the relevant historical records in making future decisions on a personalized basis.

Recently, Transformer has drawn considerable interest in modeling sequential data [9, 22, 24, 25, 46]. Self-attention with global feature interaction outperforms RNNs [32, 57] in many tasks to capture personalized patterns effectively [8, 50], since it allows feature interaction between each item in the sequence as an even stronger global inductive bias than the RNNs. Furthermore, positional encoding [23, 26, 43] is used in the Transformer to represent the inductive bias of the sequence order, a notable feature in RNNs, and has obtained great success in diversified learning tasks [2, 46, 53]. The success of Transformer sheds light on using extra inductive biases to further break down the learning barriers in sequential data. Alternatively, convolutional neural networks typically use local windows to process local dependencies in sequential recommendation [48, 61], which leverages the locality property progressively via a local receptive field layer by layer.

However, sequential data modeling in recommendation is particularly complex in that it involves users of diverse sequential preference patterns. As illustrated in Figure 1, users can have either local or global interest patterns, or even both. Therefore, although prior works that individually rely on locality bias (CNNs) [48] and self-attention (Transformer) [25, 46] have gained improvement in some scenarios, they may not be flexible and universal enough for *mixed patterns* of user interest. Besides, Transformer can fully exploit global interaction patterns, but it may not effectively capture local feature patterns. To this end, the mixture of CNNs and Transformer has been well investigated in the field of computer vision [11, 39, 45, 51, 63] and natural language processing [4, 10], but it is rarely studied in SR. Moreover, the difference from previous works is that they generally combine CNNs and Transformer in series, while we consider a parallel paradigm for a better mixture. Besides, they do not adaptively consider the importance of feature mixture between the two modules by simple summation and concatenation.

In this work, we study how to adaptively aggregate CNNs and Transformers in SR models, since both global and local interactions are important to capturing users' dynamic preferences accurately. To achieve this, we employ a local-global dependencies mechanism with both (local) convolutional layers and (global) self-attention layers with the module and layer-aware adaptive mixture units. The CNNs layer is more sensitive to local interest patterns while the self-attention layer is more suited for identifying global, sparse, and global dependency patterns. In other words, CNNs serve as a locality inductive bias in the Transformer structure, similar to how positional embedding provides a sequential bias. Furthermore, we devise a personalized scheme to adaptively aggregate the output of these modules. This is in contrast to many existing works that combine local and global modules by simple summation and concatenation [3, 17, 19, 30, 55, 56, 58] either without personalized adaptation or without learnable importance adjustment.

What is more, we notice that in recommendation systems, the attention scheme used often involves mutually exclusive *softmax* activation. However, in practice, there can be multiple relevant items of equal importance at the same time. For example, in Figure 1, Alice's global interests in phones are reflected by multiple relevant purchases in the past marked by the green boxes. While the *softmax* activation with normalized attention scores (which have to sum up to 1) can make it hard to simultaneously take into account these multiple relevant purchases [20] all of which

carry a significant attention score. To remedy this, we propose to replace the softmax operator with the proposed Squeeze-Excitation Attention to generate attention scores for both local and global information branches. Squeeze-Excitation Attention removes the sum-up-to-1 constraint, so we expect it to improve the representation learning of sequential dependencies.

In all, we propose an Adaptive Mixture of CNN-Transformer for Sequential Recommendation (AdaMCT) that explicitly learns the personalized behavior preferences to adaptively leverage locality inductive bias (CNNs) and global interactions (Transformer) modeling. We verify the AdaMCT approach on three public benchmarks. Significant improvements in multiple indicators show the efficacy of the proposed methods. The main contributions of this paper are as follows:

- We first attempt to propose an Adaptive Mixture of CNN-Transformer for Sequential Recommendation (AdaMCT) for modeling personalized user behavior sequences, which can self-adaptively capture local-global dependency for recommendation tasks.
- We adaptively incorporate the locality inductive bias (CNNs) into the Transformer structure, which further breaks down the learning barriers of local user behaviors as an effective substitute to the global feature interaction of self-attention models.
- We propose Squeeze-Excitation Attention (SEAtt) to replace the softmax operation in both local and global information branches to simultaneously take into account multiple relevant purchases to effectively improve the representation learning of sequential dependencies.
- Extensive experiments on three public datasets demonstrate that AdaMCT significantly outperforms the previous Transformer and CNNs-based models by an average of 18.46% and 60.84% in terms of NDCG@5, respectively, and achieves state-of-the-art performance. Ablation studies show the importance of our proposed components.

2 RELATED WORK

2.1 Sequential Recommendation

Sequential recommendation aims to predict the future item or item list based on a historical user behavior sequence. In the literature, early works mainly use Markov Chain models [15, 27, 40] that make personalized next recommendations conditioned on the previous one's behavior. These methods only capture adjacent local sequential patterns. Later on, the genre of neural network-based models starts to rise. Recurrent Neural Networks (RNNs) improve the recommendation performance in many tasks with sequential dependencies and memory mechanisms [7, 32, 33, 57]. RNNs impose strict sequential order in representation learning and face the global dependency problem when the sequence is too long. Meanwhile, Convolutional Neural Networks (CNNs) are used to capture local features across the sequence, emphasizing the impact of more recent behaviors [48, 61]. More recently, attentive modules are extensively studied in the sequential recommendation venue, resulting in extraordinary performances [24, 25]. Self-attention models allow point-to-point feature interaction within the item sequence, which solves the global dependency problem and uses a

longer sequence with more information [25, 35]. Meanwhile, graph neural networks have been attempted to discover the graph-based topological interaction of sequences [37, 52, 54]. Transformer and Bidirectional Transformer (BERT) that combine multiple blocks including attention layers, feed-forward networks, and position embeddings also report state-of-the-art performances in sequential recommendation tasks [2, 46, 53]. Mixed models [3, 55, 60] that consider both global and local preferences have also received extensive attention in recent years.

2.2 Local-Global Awareness

Local-global awareness is a topic that has raised discussions in the venue of recommendation systems. Many prior works [21, 36, 44] propose and design local-global memory mechanisms to learn different-level item sequences, while they use a simple concatenation of neural modules without an adaptive learnable preference factor. However, some works [17, 29] also consider the adaptive mixture of local-global representation learning and show some advantages, but the difference from previous works is that we first attempt to adopt CNNs and Transformer to capture local and global dependencies in SR. Moreover, Local-global regularization is used to learn the local and global item correlations with both deep neural network and matrix factorization [31, 62]. These works design user-specific strategies to fuse local and global information into the recommendation model [6, 47]. Other works focus on improving neural architectures. Global and local sparse linear method models are combined to make recommendations for different user preferences [19]. A recurrent convolutional network is proposed to learn complex global sequential dependency with RNNs and extract local dependency using CNNs [55], which marks a combined use of sequence order bias and locality bias. An encoder for modeling the global cross-session dependency is proposed to improve the self-attention model [56]. Local generative models that capture different user preferences are combined to make a global prediction [30]. Local invariance is considered in session-based recommendation [3] as extra local information to substitute the main model. Attention and graph network are combined to model different user interests [58] with graph topology inductive bias. Recently, some papers [34, 60] find that the personalized and adaptive use of model components can effectively improve the model performance on RNNs. However, most works combining multiple neural modules, especially the state-of-the-art Transformer, still rarely consider the user-specific learnable adaptation. Moreover, they hardly consider the comprehensive inductive biases from locality to global dependency, and from sequential order to positional equivalence.

3 METHODOLOGY

3.1 Problem Description

$\mathcal{U} = \{u_1, u_2, \dots, u_{|\mathcal{U}|}\}$ denotes users, $\mathcal{V} = \{v_1, v_2, \dots, v_{|\mathcal{V}|}\}$ denotes items, and $S_u = [v_1^{(u)}, v_2^{(u)}, \dots, v_n^{(u)}]$ denotes the interaction sequence in chronological order of user $u \in \mathcal{U}$. Each $v_i^{(u)} \in \mathcal{V}$ refers to an item that u has interacted with at time step i . Sequential recommendation aims to predict the item that user u will interact with at the $(n+1)$ th timestamp. The probability of each item $v \in \mathcal{V}$ becoming the $(n+1)$ th item is denoted as $p(v_{n+1}^{(u)} = v | S_u)$.

3.2 Model Architecture

Our proposed AdaMCT consists of 1) an embedding module that learns the dense representations of items, including item embeddings and positional embeddings; 2) a multi-stacked Adaptive Mixture of CNN-Transformer blocks, in which both comprise a global attention module (Transformer) that learns the global user interest preferences with squeeze-excitation attention (SEAtt), a local convolutional module (CNNs) that learns user local interest pattern with squeeze-excitation attention (SEAtt), and a module and layer-aware adaptive mixture units, that makes a personalized balanced use of local and global dependencies modules; and 3) an output layer with cross-entropy loss that computes the matching probability. The overall model architecture is shown in Figure 2.

3.3 Embedding Module

The embedding module contains an item embedding layer and a positional embedding layer. The item embedding layer encodes each item ID $v_i \in \mathbb{R}^1$ into a latent representation $e_i \in \mathbb{R}^d$. The item embedding transforms the scalar item IDs into dense vectors to reduce computation and improve representation learning. The positional embedding we use directly inherits from the sine and cosine functions of frequencies used in [50] while maintaining the same embedding dimensions of the item embedding. The overall embedding module transforms the sequence of $S_u = [v_1^{(u)}, v_2^{(u)}, \dots, v_n^{(u)}] \in \mathbb{R}^n$ into $\bar{E}(S_u) = [e_1^{(u)} + p_1^{(u)}, e_2^{(u)} + p_2^{(u)}, \dots, e_n^{(u)} + p_n^{(u)}] \in \mathbb{R}^{n \times d}$.

3.4 Adaptive Mixture of CNN-Transformer

AdaMCT has three sub-layers, a global attention module (Transformer) with squeeze-excitation attention, a local convolutional module (CNNs) with squeeze-excitation attention (SEAtt), and adaptive mixture units, as shown in the middle of Figure 2. Before injecting the embedded sequence $\bar{E}(S_u) \in \mathbb{R}^{n \times d}$ to each module, we utilize a 1D convolutional layer with 1 kernel size, followed by layer normalization [1], to adjust latent dimensionality and enhance the non-linear representation.

$$E = \text{LN}(\text{Dropout}(\text{Conv}^{k=1}(\bar{E}))), \quad (1)$$

where $E = E(S_u) \in \mathbb{R}^{n \times d}$ is the embedded sequence.

3.4.1 Global Attention Module. As shown in Figure 2, each global attention module adopts a multi-head attention layer (MH) followed by layer normalization on the embedded sequence. Each head attention layer adopts the scaled dot-product attention [50]. Then, a squeeze-excitation attention layer (SEAtt) to re-weight the importance of each item on the sequence level.

$$G_{\text{Trm}} = \text{SEAtt}(\text{MH}(E)) \otimes \text{MH}(E), \quad (2)$$

$$\text{MH}(E) = \text{LN}(\text{Dropout}([\text{head}_1, \dots, \text{head}_h] W^O)), \quad (3)$$

$$\text{head}_i = \text{Att}(E W_i^Q, E W_i^K, E W_i^V), \quad (4)$$

$$\text{Att}(Q, K, V) = \text{softmax}\left(\frac{QK^T}{\sqrt{d}}\right)V. \quad (5)$$

For simplicity, we omit the layer subscript l . h represents the number of attention layers. $W_i^Q \in \mathbb{R}^{d \times d/h}$, $W_i^K \in \mathbb{R}^{d \times d/h}$, $W_i^V \in \mathbb{R}^{d \times d/h}$,

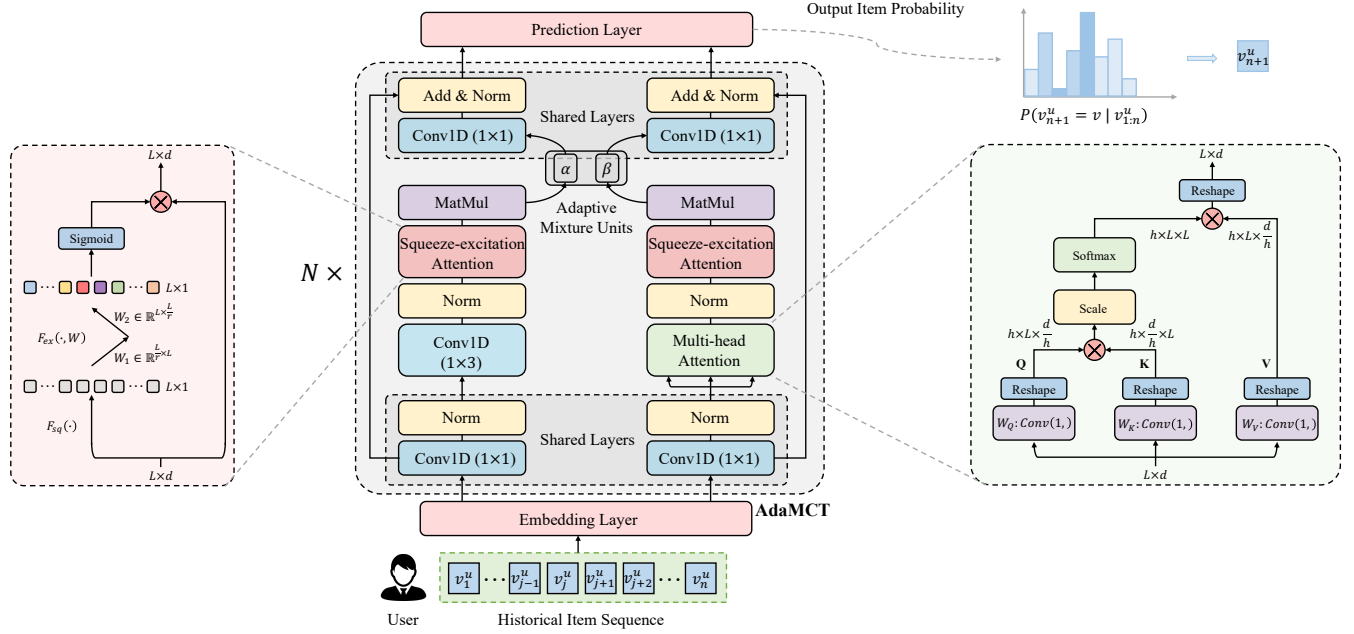


Figure 2: The model architecture of the proposed AdaMCT. The blue rectangles represent 1D convolution layers with 1 and 3 kernel size. AdaMCT first generates item embedding with positional embedding by embedding layer, then aggregates sequence representations through $N \times$ AdaMCT layers. Finally, a prediction layer generates a recommendation score of each candidate item.

$W_i^O \in \mathbb{R}^{d \times d}$ denote four different and learnable parameters that process the Query Q , Key K , Value V , and the output of the multi-head attention layer. The effect of temperature \sqrt{d} is to avoid overly large values of the inner product and extremely small gradients [25, 46, 50]. The tensor dimension of the output of the multi-head attention sub-layer $MH(E)$ is still maintained as $\mathbb{R}^{n \times d}$. The output of the position-wise SEAtt module, $SEAtt(MH(E)) \in \mathbb{R}^{n \times 1}$, is attention scores. We will elaborate the details of SEAtt module in the following section. \otimes denotes the element-wise operation with the broadcasting mechanism to re-weight the importance of each items in $MH(E)$, and $G_{Trm} \in \mathbb{R}^{n \times d}$ indicates the final output of the global attention module.

3.4.2 Local Convolutional Module. This module shows in the left part of the AdaMCT in Figure 2. Each local convolutional module (Conv) adopts 1D convolutional layer with 3 kernel size by default, followed by layer normalization on the embedded sequence, and then through squeeze-excitation attention layer (SEAtt) to re-weight the importance of each item. Note that we use the zero paddings to maintain the size (length) dimension invariant in the convolution. Formally, consider m 1D convolutional filters $F^i \in \mathbb{R}^{k \times d}$ with k kernel size, $1 \leq k \leq n$ and $i \in \{1, 2, \dots, m\}$. F^i will slide from left to right on embedded sequence $E(S_u) \in \mathbb{R}^{n \times d}$ and interact with all size (length) dimensions of E with every successive k items. The output of the convolution value in the position $j \in \{1, 2, \dots, n\}$ of embedded sequence E can be given by

$$\text{Conv}(E)_j = [c_j^1, \dots, c_j^m], \quad (6)$$

$$c_j^i = \phi(E_{j:j+k-1} F^i), \quad (7)$$

where $\phi(\cdot)$ is the activation function for convolution layers that we use the *ReLU* by default. $E_{j:j+k-1} \in \mathbb{R}^{k \times d}$ represents the sub-sequence of indexes from j to $j+k-1$. $\text{Conv}(E)_j \in \mathbb{R}^{1 \times m}$ denotes the convolution result in the position j .

The stride of 1D convolutional filters is 1 by default and we use the zero paddings to maintain the size (length) dimension. Therefore, after sliding in all the positions of E , the convolution result $\text{Conv}(E) \in \mathbb{R}^{n \times m}$ will be written by

$$\text{Conv}(E) = \text{LN}(\text{Dropout}([\text{Conv}(E)_1, \dots, \text{Conv}(E)_n])) \quad (8)$$

Moreover, after injecting $\text{Conv}(E)$ to the position-wise SEAtt module, the final output of the local convolution module is the matrix $L_{\text{Conv}} \in \mathbb{R}^{n \times m}$. Note that in our AdaMCT, we set $m = d$ so L_{Conv} has the same dimension as G_{Trm} , $L_{\text{Conv}} \in \mathbb{R}^{n \times d}$.

$$L_{\text{Conv}} = \text{SEAtt}(\text{Conv}(E)) \otimes \text{Conv}(E), \quad (9)$$

3.4.3 Squeeze-Excitation Attention. In practice, user's behaviors are dynamic and many user-item interactions are related to the next item prediction. However, many previous works [8, 12] neglect the impact of *multi-high-related* user-item interactions on the next item, which is a very common phenomenon in the recommendation systems. As shown in Figure 1, Alice and Bob have *multiple* historical items *iPhone* high-related to the next items *iPhone*. To address this issue, inspired by [20] which recalibrates channel-wise feature by explicitly modelling inter-dependencies between channels, we propose Squeeze-Excitation Attention. To adapt to the recommendation task, we further design an *item-wise* statistics. Formally, we

produce attention scores by

$$s_u = \text{SEAtt}(h_u) = F_{ex}(z_u), \quad (10)$$

$$F_{ex}(z_u) = \sigma(g(z_u)) = \sigma(W_2 \delta(W_1 z_u)), \quad (11)$$

$$z_u = F_{sq}(h_u) = \frac{1}{d} \sum_{j=1}^d h_u(j), \quad (12)$$

where $s_u \in \mathbb{R}^{n \times 1}$ represents the attention scores. $z_u \in \mathbb{R}^{n \times 1}$ denotes *item-wise* statistics generated by average pooling. $h_u \in \mathbb{R}^{n \times d}$ denotes the global/local hidden features $\text{MH}(E)/\text{Conv}(E)$ in the Global and/or Local Module. $W_1 \in \mathbb{R}^{\frac{n}{r} \times n}$ and $W_2 \in \mathbb{R}^{n \times \frac{n}{r}}$ denote two different learnable parameters. The reduction ratio r is a hyperparameter with default value 2 to limit model complexity and aid generalisation. δ and σ refer to the *ReLU* and *Sigmoid* function, respectively.

Discussion Squeeze-Excitation Attention (SEAtt) differs from the standard attention in **a)** adopting effective *squeeze-excitation* operation, which **b)** uses the *non-mutually-exclusive* relations for recommendation and allows the next item to interact with multiple previous items without restriction. In contrast, the *Softmax* activation requires the sum of all item scores to be 1, which are *mutually exclusive* relations that hinder the high-related items to be activated simultaneously.

3.4.4 Adaptive Mixture Units. This module is shown in the middle part of the AdaMCT in Figure 2. The adaptive mixture units (pool-based learnable) adjust the personalized trade-off between the global attention module and the local convolutional module. To be specific, it uses the average pooling operator on embedded sequence $E(S_u) \in \mathbb{R}^{n \times d}$ to generate dimensionality-wise statistics and then utilizes a 1D convolutional layer with 1 kernel size to get the personalized coefficient for each user.

$$\text{Coef}_u(E) = \text{Conv}^{k=1}(\text{Pool}(E)), \quad (13)$$

$$\text{Pool}(E) = \frac{1}{n} \sum_{i=1}^n E(S_u), \quad (14)$$

where $\text{Pool}(E) \in \mathbb{R}^{1 \times d}$ denotes the average sequence representation. $\text{Conv}^{k=1}(\cdot)$ denote the 1D convolutional layer with 1 kernel size used to map latent dimensionality d to single value. $\text{Coef}_u(E) \in \mathbb{R}^1$ is a learnable value personalized for different users. For example, if we have $|\mathcal{U}|$ users, it will produce $|\mathcal{U}|$ coefficient values. Besides, for different AdaMCT blocks, the adaptive coefficient values are different, that extends the capacity of representation learning. In all, adaptive mixture units are module and layer-aware with personalized bias. Subsequently, we mix the output Global Attention Module (G_{Trm}) and Local Convolutional Module (L_{Conv}) with the importance coefficient (Coef_u) to generate comprehensive local-global dependencies feature representation.

$$\overline{M} = \text{Coef}_u \otimes L_{\text{Conv}} + (1 - \text{Coef}_u) \otimes G_{\text{Trm}} \quad (15)$$

where Coef_u is denoted as α , while $1 - \text{Coef}_u$ is represented as β in Figure 2. Furthermore, to maintain the same size as the original input $\overline{E}(S_u) \in \mathbb{R}^{n \times d}$ of AdaMCT, we apply a 1D convolutional layer with 1 kernel size, followed by layer normalization to adjust latent

Table 1: Dataset statistics. ‘#Len’ for average sequence length.

Datasets	#records	#users	#items	#Len	Density
MovieLens-1M	1,000,209	6,040	3,416	163.5	4.79%
MovieLens-20M	20,000,263	138,493	26,744	144.4	0.54%
Amazon Beauty	2,023,070	40,226	54,542	8.8	0.02%

dimensionality of \overline{M} . Then we employ a residual connection [13] around AdaMCT to generate the final output $\mathcal{M} \in \mathbb{R}^{n \times d}$.

$$\mathcal{M} = \text{LN}(\overline{E}(S_u) + \text{Dropout}(\text{Conv}^{k=1}(\overline{M}))). \quad (16)$$

3.5 Output Layer

After L layers hierarchically aggregate information across all positions, we get the final output $\mathcal{M}^L \in \mathbb{R}^{n \times d}$ for all items of the input sequence. Then we use $\mathcal{M}_n^L \in \mathbb{R}^d$ to predict the next item v_{n+1} , as shown on the right side of Figure 2. To be more specific, we apply a prediction layer, which consists of a two-layer feed-forward network and *Softmax* function to generate the full-ranked items score distribution over target items:

$$P(v) = \sigma(\delta(\mathcal{M}_n^L W^P + b^P) E_{\text{table}}^T + b^O), \quad (17)$$

where $W^P \in \mathbb{R}^{d \times d}$, $b^P \in \mathbb{R}^d$, and $b^O \in \mathbb{R}^{|\mathcal{V}|}$ are the learnable parameters and $E_{\text{table}}^T \in \mathbb{R}^{d \times |\mathcal{V}|}$ is an item embedding table. Note that we follow [25, 46] to use the shared item embedding table in the embedding and output layer to avoid overfitting and speed up model convergence. δ and σ denote the *GELU* and *Softmax* function, respectively.

3.5.1 Model Training. We follow prior works [5, 46] to mask the user historical interactions S_u as S'_u . Then we calculate the loss as follows:

$$\mathcal{L} = \frac{1}{|S_u^m|} \sum_{v_m \in S_u^m} -\log P(v = v_m | S'_u). \quad (18)$$

where S_u^m denotes the set of masked item v_m , and $P(\cdot)$ is defined in Equation (17).

4 EXPERIMENTS

In this section, we conduct experiments on three widely used benchmark datasets with varied domains and statistics against various baseline models to verify the effectiveness of AdaMCT and answer the following research questions.

- **RQ1:** Can the AdaMCT outperform the state-of-the-art sequential recommendation models to demonstrate the efficacy and necessity of an adaptive mixture of CNN-Transformer?
- **RQ2:** What is the influence of various component designs in the AdaMCT framework, especially for Squeeze-Excitation Attention?
- **RQ3:** What is the sensitivity of hyperparameters in the AdaMCT framework?
- **RQ4:** Does the visualization of attention matrices of Transformer provide some interpretability for feature representations in the AdaMCT framework?

Table 2: Comparison of recommendation performance with baseline models in numerical values. Bold scores are the best in each row, while underlined scores are the second best. Improvements over individual CNNs (Caser) and Transformer (SASRec) approaches are shown in the last two columns.

Dataset	Metric	(a) PopRec	(b) BPR	(c) FPMC	(d) GRU4Rec	(e) Caser	(f) MARank	(g) SASRec	(h) BERT4Rec	(i) TiSASRec	(j) AdaMTC	Improv. vs. (e) (g)	
ML-1m	Recall@5	0.0715	0.2866	0.4297	0.4673	0.5353	0.4427	0.5434	0.5862	<u>0.5869</u>	0.5960	+11.34%	+9.68%
	Recall@10	0.1358	0.4301	0.5946	0.6207	0.6692	0.5993	0.6629	0.6987	<u>0.7102</u>	0.7128	+6.52%	+7.53%
	NDCG@5	0.0416	0.1903	0.2885	0.3196	0.3832	0.3042	0.3980	<u>0.4420</u>	0.4307	0.4523	+18.03%	+13.64%
	NDCG@10	0.0621	0.2365	0.3439	0.3627	0.4268	0.3548	0.4368	<u>0.4786</u>	0.4708	0.4930	+15.51%	+12.87%
ML-20m	Recall@5	0.0805	0.2128	0.3601	0.4657	0.3804	0.3938	0.5727	<u>0.5910</u>	0.5412	0.6383	+67.80%	+11.45%
	Recall@10	0.1378	0.3538	0.5201	0.5844	0.5427	0.5503	0.7136	<u>0.7176</u>	0.7021	0.7542	+38.97%	+5.69%
	NDCD@5	0.0511	0.1332	0.2239	0.3090	0.2538	0.2665	0.4208	<u>0.4469</u>	0.3814	0.4910	+93.46%	+16.68%
	NDCD@10	0.0695	0.1786	0.2895	0.3637	0.3062	0.3170	0.4665	<u>0.4879</u>	0.4336	0.5326	+73.94%	+14.17%
Beauty	Recall@5	0.0392	0.1209	0.1387	0.1315	0.1625	0.1577	0.1934	<u>0.2271</u>	0.2081	0.2383	+46.65%	+23.22%
	Recall@10	0.0762	0.1992	0.2401	0.2343	0.2590	0.2302	0.2653	<u>0.3025</u>	0.2805	0.3183	+22.90%	+19.98%
	NDCG@5	0.0230	0.0814	0.0902	0.0812	0.1050	0.1085	0.1436	<u>0.1599</u>	0.1512	0.1796	+71.05%	+25.07%
	NDCG@10	0.0349	0.1064	0.1211	0.1074	0.1360	0.1318	0.1633	<u>0.1862</u>	0.1745	0.2054	+51.03%	+25.78%

4.1 Datasets

- **Amazon**¹: This is a series of datasets [38] that consist of a large corpora of product reviews crawled from Amazon.com. The datasets are split by the top-level product categories. We adopt the "Beauty" category followed prior works for a direct comparison.
- **MovieLens**: This is a widely used benchmark dataset in the recommender system. We use the two-established versions, MovieLens 1m (**ML-1m**)² and MovieLens 20m (**ML-20m**)³ that includes 1 and 20 million user ratings, respectively.

The selected datasets are the ones used in important prior works [5, 14, 25, 28, 46], from which we followed the same data preprocessing procedures. In essence, we convert each dataset into an implicit dataset by treating each rating or review as a presence of a user-item interaction. After that, we group the interactions by user IDs and sort them by timestamps to form a sequence for each user. We follow the same practice as in [5, 16, 25, 42, 46, 49] to discard short sequences less than five interactions. Table 1 describes the statistics of the datasets. These three datasets are frequently used as public benchmarks and differ in size and density, which gives us the opportunity to test models on different kinds of datasets.

4.2 Settings & Evaluation Metrics

To evaluate the performance of each method, we employ the widely used *leave-one-out* evaluation task for each user's item sequence, which means we hold out the last item for the test, the second last item for validation, and the rest for training. Besides, we follow the common practice in [5, 25, 28, 46] to pair each ground truth item in the test set with 100 randomly sampled *negative* items that have not been interacted by the user. To make the task more realistic, we sample the negative items by their *popularity*. To score the ranked list, we employ two common evaluation metrics: *Hit Ratio* (HR), and *Normalized Discounted Cumulative Gain* (NDCG). Since we only have one ground truth item for each user, HR@K is equivalent to

Recall@K. Therefore, both Recall@K and NDCG@K have large values when the ground truth item is ranked higher up in the top-K list. We report Recall and NDCG with $k = 5, 10$.

4.3 Baseline Models

We choose some typical state-of-the-art SR methods for comparison, especially including individual CNNs (Caser) and Transformer (SASRec, BERT4Rec, and TiSASRec). The baselines are introduced as follows.

- **PopRec**: A simplest baseline that ranks items according to their popularity (i.e., the number of interactions).
- **BPR** [41]: A classic method for learning personalized rankings from implicit feedback and use a pairwise ranking loss to optimizes the matrix factorization.
- **FPMC** [42]: A method for capturing user's long-term preferences and item-to-item transitions by combing MF with first-order MCs.
- **GRU4Rec** [18]: A session-based recommender system based on recurrent neural network.
- **Caser** [48]: A CNN-based model with horizontal and vertical convolutional layers for personalized recommendation.
- **MARank** [59]: A attention-based model that applies item-order attention to capture individual and union level item dependency for the sequential recommendation.
- **SASRec** [25]: A Transformer-based model that uses self-attention network for the sequential recommendation.
- **BERT4Rec** [46]: A bidirectional Transformer-based model for the sequential recommendation.
- **TiSASRec** [28]: An extension of SASRec, which models both the absolute positions of items as well as the time intervals for the sequential recommendation.

4.4 Implementation Details

We evaluate baseline models based on the codes provided by the authors. All models are tuned through a *grid-search* on commonly shared hyper-parameters. We consider hidden dimension size $d \in \{16, 32, 64, 128, 256\}$, number of heads $h \in \{2, 4\}$, dropout ratio

¹<http://snap.stanford.edu/data/amazon/>

²<https://grouplens.org/datasets/movielens/1m/>

³<https://grouplens.org/datasets/movielens/20m/>

Table 3: Performance (NDCG@10) of the Self-adaptive and the Fixed local (CNNs) and global (Transformer) aware coefficient on three datasets. The best performance in each row is boldfaced.

Setting	Local (CNNs)	Global (Transformer)	ML-1m	ML-20m	Beauty
Self-adaptive	✓	✗	0.4780	0.5133	0.1903
	✗	✓	0.4850	0.5178	0.1914
	✓	✓	0.4930	0.5326	0.2054
Fixed	1	0	0.4586	0.4651	0.1630
	0.8	0.2	0.4851	0.5062	0.1783
	0.5	0.5	0.4793	0.5074	0.1825
	0.2	0.8	0.4852	0.5120	0.1869
	0	1	0.4804	0.4963	0.1800

$d \in \{0.2, 0.5\}$ and weight decay $d \in \{0, 1e - 2\}$. For other unique hyper-parameters (e.g., Markov order in Caser) and initialization strategies, we follow each method’s default setting according to the suggestion of their paper. We report the results of each baseline under its optimal hyper-parameter settings. We train the model using the Adam algorithm with learning rate of $1e - 4$, $\beta_1 = 0.9$, $\beta_2 = 0.999$, l_2 weight decay of 0.01, and linear decay of the learning rate. To ensure fairness, we used the same maximum sequence length ($N = 200$ for MoviesLens, $N = 50$ for Amazon), the number of layers ($L = 2$) and head ($head = 2$) as in [25]. We train each model without pre-training until the validation accuracy does not improve for 20 epochs on a single NVIDIA GeForce RTX 3090 GPU with a batch size of 256. The results of the test sets are reported in the following section.

4.5 Overall Performance (RQ1)

Table 2 shows the recommendation performance of our model and baselines on the three datasets. Here, we use the averaged performance run by five random seeds. Therefore, we know the improvement provided by AdaMCT is statistically and consistently significant over all datasets. Here, we highlight two important baselines Caser and SASRec which belong to the individual architecture of CNNs and Transformer respectively. The result shows that AdaMCT outperforms Caser by 60.85% in NDCG@5, 46.83% in NDCG@10, 41.93% in Recall@5, and 22.80% in Recall@10 for three datasets on average. Caser performs fairly well compared to GRU4Rec, implying that models containing local inductive bias are nontrivial in predicting the next item. Self-attention based models such as SASRec and BERT4Rec show better performances over the RNN-based GRU4Rec and CNN-based Caser. This suggests that global attentive representation learning is relatively more important than the use of only one inductive bias. AdaMCT still outperforms SASRec by 18.46% in NDCG@5, 17.6% in NDCG@10, 14.78% in Recall@5, and 11.06% in Recall@10 for three datasets on average. AdaMCT is the best model considering both *local* and *global* dependencies of user interest patterns adaptively.

If we extend the comparison to ablated AdaMCT, we find that AdaMCT performs better than BERT4Rec while allowing either the local module or the global module to be adaptive, as shown in Table 3. This means that with our proposed adaptive mixture

Table 4: Ablation analysis (NDCG@10) on three datasets. The bold score indicates that the performance is better than the default version (0). '↓' indicates a performance drop (more than 10%)

	Architecture	ML-1m	ML-20m	Beauty
(0)	Default(b=2, h=2)	0.4930	0.5326	0.2054
(1)	w/o PE	0.4850	0.5028	0.1846↓
	w/o LN	0.4582	0.4823	0.1706↓
	w/o RC	0.4641	0.4995	0.1695↓
	w/o Dropout	0.4704	0.5060	0.1748↓
(2)	1 Block (b=1)	0.4518	0.4366↓	0.1801↓
	3 Block (b=3)	0.4938	0.5339	0.2058
	4 Block (b=4)	0.4952	0.5359	0.2054
(3)	1 head (h=1)	0.4790	0.5014	0.1811↓
	4 head (h=4)	0.4890	0.5249	0.1937
	8 head (h=8)	0.4842	0.4960	0.1840↓

units, only CNN-based components can already be comparable with SASRec. On the contrary, when we fix the global and local trade-off to a constant value without user-specific learnable adaptability, the recommendation performance drops drastically. The best fixed AdaMCT using 80% global and 20% local modules without personalized adaptability is only slightly better than BERT4Rec but worse than the self-adaptive AdaMCT. Table 3 also shows that the proposed AdaMCT that adaptively exploits the mixing importance of CNNs and Transformer layer by layer can improve the overall representation learning effectively.

4.6 Ablation Study (RQ2)

To understand the importance of different modules in our model, we conduct a detailed ablation study. We analyze the importance of self-adaptive local (CNNs) and global (Transformer) awareness in Table 3, analyze the functions of various computational components in Table 4, and analyze the effectiveness of squeeze-excitation attention (SEAtt) in Table 5.

As discussed in the last section, Table 3 shows that the proposed AdaMCT with self-adaptive local-global aware modeling improves the local-global fixed modeling by up to around 7.5%, 14.51%, and 26.01% in term of NDCG@10 over three datasets respectively. This shows that learnable personalized adaptability is a crucial factor. Moreover, we show that Positional Embedding (PE), Layer Normalization (LN), Residual Connection (RC), and Dropout are all important in determining the model performance as shown in Table 4. Positional Embedding that imports the sequential order bias into the model has a relatively smaller impact, while the other three components are vital. The number of blocks and the number of heads in the multi-head self-attentive module larger than 2 do not change the recommendation performance significantly. This shows that the boost in the performance of the Transformer cannot be achieved by simply adding more layers, while the proposed architecture that utilizes local and global components wisely can provide significant improvement.

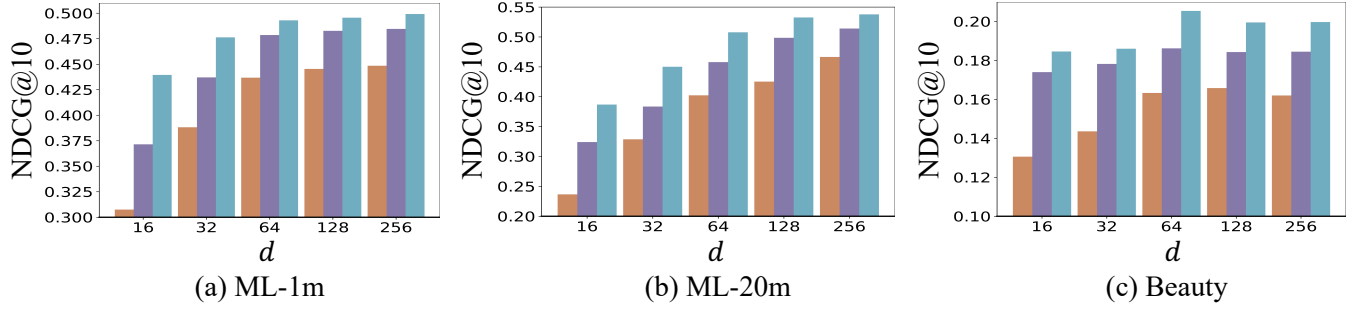


Figure 3: Hyper-parameters performance (NDCG@10) of AdaMCT w.r.t. different d values on ML-1m, ML-20m and Beauty datasets.

Table 5: Performances (NDCG@10) of Standard Attention and Squeeze-Excitation Attention (SEAtt) with local (CNNs) and global (Transformer) awareness on three datasets. '♣' and '◇' indicates adopting Softmax and Sigmoid, respectively. The best performance in each column is boldfaced.

Setting	Local (CNNs)	Global (Transformer)	ML-1m	ML-20m	Beauty
General (Softmax)	✓	✗	0.4673	0.4818	0.1792
	✗	✓	0.4652	0.4779	0.1765
	✓	✓	0.4720	0.4929	0.1832
SEAtt (Sigmoid)	✓	✗	0.4807	0.5096	0.1801
	✗	✓	0.4887	0.5175	0.1815
	✓	✓	0.4930	0.5326	0.2054
Hybrid	♣	◇	0.4918	0.4804	0.1809
	◇	♣	0.4737	0.5036	0.1812

We discuss the effectiveness of the squeeze-excitation attention (Sigmoid) in Table 5. The proposed SEAtt can improve the original Softmax approach by approximately 4.45%, 8.05%, and 12.12% over three datasets respectively, in terms of NDCG@10. Besides, we observe that Softmax is more beneficial to the local branches (CNNs), and Sigmoid is more favorable for the global branches (Transformer). Besides, the performance of Sigmoid on the local branch still outperforms the performance of Softmax on the global branch, and the hybrid of Softmax and Sigmoid is better than simply adopting the Softmax on both branches except the Beauty dataset. These demonstrate that considering multiple relevant items of equal importance simultaneously on user historical behavior is conducive to capturing user interest preference accurately.

4.7 Stability Study (RQ3)

In this section, we conduct a stability study to discuss the effect of hyperparameters on model performance. We also visualize the local-global coefficients to get the gist of how AdaMCT adaptively mixes the feature of CNNs and Transformers. First of all, we analyze the effect of maximum sequence length on the model performance of both NDCG@10 and Recall@10 in Table 6. From the statistics, we find that our model performs best on maximum length N of

Table 6: Performance (Recall@10 and NDCG@10) with different maximum sequence length N over three datasets. The best performance in each row is boldfaced

	Metric	10	50	100	200	400
ML-1m	Recall@10	0.6474	0.6899	0.7021	0.7128	0.6999
	NDCG@10	0.4273	0.4678	0.4872	0.4930	0.4784
	Metric	10	50	100	200	400
ML-20m	Recall@10	0.6085	0.7131	0.7376	0.7542	0.7104
	NDCG@10	0.4548	0.4854	0.5107	0.5326	0.4834
	Metric	10	20	30	40	50
Beauty	Recall@10	0.3144	0.3188	0.3164	0.3150	0.3179
	NDCG@10	0.1930	0.2056	0.2027	0.1994	0.2043

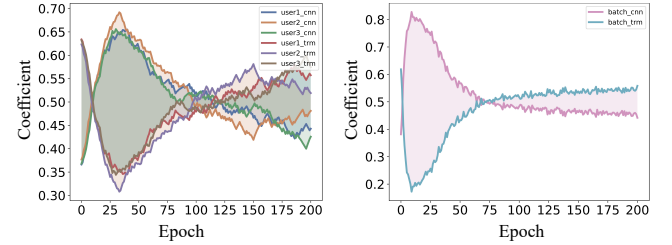


Figure 4: Visualization of local (CNNs) and global (Transformer) adaptive coefficient during training iterations.

200 for ML-1m and ML-20M, and performs best on N of 20 for Beauty. The variation in maximum length can change the model performance by 10% to 20% in both NDCG@10 and Recall@10, so this hyperparameter is a very important factor when training the model. However, since previous baselines use the commonly practiced $N=50$ for Beauty, we also use $N=50$ for Beauty instead of $N=20$ to make a fair comparison with baselines in the main experiment. If we use $N=20$, our model performance is still better than all baselines.

We analyze the effect of the hidden dimension d in Figure 3. It can be seen that after the dimensions increase to a certain degree for all three datasets, the performance of AdaMCT improves by a

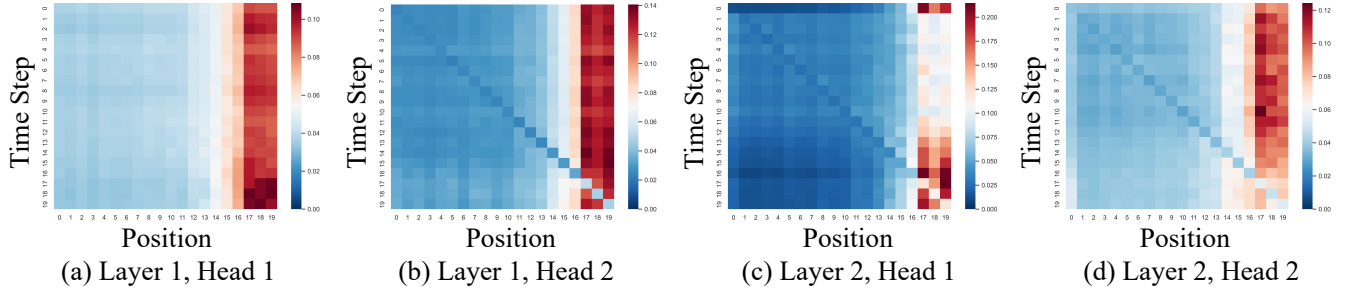


Figure 5: Visualizations of average attention scores on positions at different time steps in Transformer module of AdaMCT.

narrow margin. This shows that our model is generally insensitive to hyperparameter when $d > 64$ for the ML-1m datasets. For the larger dataset ML-20m, $d = 256$ performs the best within the given range. From $d = 128$ to $d = 256$, the increase in NDCG@10 is already smooth, so we are confident that for $d > 256$ the model will be insensitive to d . Interestingly, the best d for the Beauty dataset is only 64. The average length of Beauty is only 8.8, which is much lower than the two MovieLens datasets, which explains that for simpler datasets the hidden dimensionality needs not be too large. From the results, we can tell that AdaMCT is overall stable.

One of the novelties in the proposed AdaMCT model is that we fuse local (CNNs) and global (Transformer) information in a self-adaptive way. To validate our intuition, we visualize the coefficients of the local and global branches for three randomly chosen users (denoted as user1, user2, and user3) and batch-size users with average scores, as shown in Figure 4. We observe that AdaMCT updates the coefficients through learning iterations. The changing curves show that the local and global information has different functions at different training stages: the CNNs components are given higher weights at the beginning and then AdaMCT gradually learns how to assign weights to the Transformer module. This reveals that capturing local dependency might be more important than the Transformer at the beginning and convolutional components might provide useful information to guide the optimization of the Transformer to form a better overall model. Moreover, the coefficients differ for different users, which shows that it self-adaptively learns different patterns for personalized users. This further illustrates that it is not an ideal way to set a static and equal trade-off between local and global branches, as many works [3, 17, 19, 30, 55, 56, 58] did in the past. In our adaptive paradigm, the model can fuse information with the dynamical use of locality bias (CNNs) to improve the performance of the Transformer.

4.8 Visualization of Attention (RQ4)

To provide insights into the AdaMCT’s interpretability, we visualize the attention matrices of Transformer using test samples from the Beauty dataset, as shown in Figure 5. Based on our observations, we can derive the following results:

- Different heads have different attention patterns. Layer 1, Head 1 and Layer 2, Head 2 tend to learn items dependencies globally, while Layer 1, Head 2 and Layer 2, Head 1 prefer to learn items dependencies locally.

- Attention across all layers pays more attention to recent items (red-orange area with higher attention scores), showing the importance of recent items in predicting the next items.

5 CONCLUSION

In this paper, we focus on solving the open challenge of how to effectively aggregate CNNs and Transformer to model both *local* and *global* dependencies for the sequential recommendation. We propose a novel Adaptive Mixture of CNN-Transformer (AdaMCT) that injects locality inductive bias into Transformer by combining its global attention mechanism with a local convolutional filter, and adaptively determines the mixing importance on a personalized basis through a module and layer-aware adaptive mixture units. Moreover, we propose Squeeze-Excitation Attention (SEAtt) to replace the mutually exclusive activation to improve the learning of sequence dependencies with multiple relevant items. Extensive experiments on three public real-world datasets demonstrate the superiority of AdaMCT by an average of 18.46% and 60.84% improvement respectively in terms of NDCG@5 over the previous Transformer and CNNs based models and achieve state-of-the-art performance. For future studies, we will explore how to design more powerful adaptive mixture units in-depth and incorporate item-related (e.g., price, date of production, producer) or behavior-related (e.g., purchase, rate) side information into CNN-Transformer-based SR models.

REFERENCES

- [1] Jimmy Lei Ba, Jamie Ryan Kiros, and Geoffrey E Hinton. 2016. Layer normalization. *arXiv preprint arXiv:1607.06450* (2016).
- [2] Qiwei Chen, Huan Zhao, Wei Li, Pipei Huang, and Wenwu Ou. 2019. Behavior sequence transformer for e-commerce recommendation in alibaba. In *Proceedings of the 1st International Workshop on Deep Learning Practice for High-Dimensional Sparse Data*. 1–4.
- [3] Tianwen Chen and Raymond Chi-Wing Wong. 2019. Session-based recommendation with local invariance. In *2019 IEEE International Conference on Data Mining (ICDM)*. IEEE, 994–999.
- [4] Yew Ken Chia, Sam Witteveen, and Martin Andrews. 2019. Transformer to CNN: Label-scarce distillation for efficient text classification. *arXiv preprint arXiv:1909.03508* (2019).
- [5] Sung Min Cho, Eunhyeok Park, and Sungjoo Yoo. 2020. MEANTIME: Mixture of Attention Mechanisms with Multi-temporal Embeddings for Sequential Recommendation. In *Fourteenth ACM Conference on Recommender Systems*. 515–520.
- [6] Evangelia Christakopoulou and George Karypis. 2016. Local item-item models for top-n recommendation. In *Proceedings of the 10th ACM Conference on Recommender Systems*. 67–74.
- [7] Qiang Cui, Shu Wu, Qiang Liu, Wen Zhong, and Liang Wang. 2018. MV-RNN: A multi-view recurrent neural network for sequential recommendation. *IEEE*

- Transactions on Knowledge and Data Engineering* 32, 2 (2018), 317–331.
- [8] Yihe Dong, Jean-Baptiste Cordonnier, and Andreas Loukas. 2021. Attention is Not All You Need: Pure Attention Loses Rank Doubly Exponentially with Depth. *arXiv preprint arXiv:2103.03404* (2021).
 - [9] Ziwei Fan, Zhiwei Liu, Jiawei Zhang, Yun Xiong, Lei Zheng, and Philip S Yu. 2021. Continuous-time sequential recommendation with temporal graph collaborative transformer. In *Proceedings of the 30th ACM International Conference on Information & Knowledge Management*. 433–442.
 - [10] Anmol Gulati, James Qin, Chung-Cheng Chiu, Niki Parmar, Yu Zhang, Jiahui Yu, Wei Han, Shibo Wang, Zhengdong Zhang, Yonghui Wu, et al. 2020. Conformer: Convolution-augmented transformer for speech recognition. *arXiv preprint arXiv:2005.08100* (2020).
 - [11] Jianyuan Guo, Kai Han, Han Wu, Chang Xu, Yehui Tang, Chunjing Xu, and Yunhe Wang. 2021. Cmt: Convolutional neural networks meet vision transformers. *arXiv preprint arXiv:2107.06263* (2021).
 - [12] Yangyang Guo, Zhiyong Cheng, Liqiang Nie, Yinglong Wang, Jun Ma, and Mohan Kankanhalli. 2019. Attentive long short-term preference modeling for personalized product search. *ACM Transactions on Information Systems (TOIS)* 37, 2 (2019), 1–27.
 - [13] Kaiming He, Xiangyu Zhang, Shaoqing Ren, and Jian Sun. 2016. Deep residual learning for image recognition. In *Proceedings of the IEEE conference on computer vision and pattern recognition*. 770–778.
 - [14] Ruining He, Wang-Cheng Kang, and Julian McAuley. 2017. Translation-based recommendation. In *Proceedings of the eleventh ACM conference on recommender systems*. 161–169.
 - [15] Ruining He and Julian McAuley. 2016. Fusing similarity models with markov chains for sparse sequential recommendation. In *2016 IEEE 16th International Conference on Data Mining (ICDM)*. IEEE, 191–200.
 - [16] Xiangnan He, Lizi Liao, Hanwang Zhang, Liqiang Nie, Xia Hu, and Tat-Seng Chua. 2017. Neural collaborative filtering. In *Proceedings of the 26th international conference on world wide web*. 173–182.
 - [17] Yun He, Yin Zhang, Weiwen Liu, and James Caverlee. 2020. Consistency-Aware Recommendation for User-Generated Item List Continuation. In *Proceedings of the 13th International Conference on Web Search and Data Mining*. 250–258.
 - [18] Balázs Hidasi, Alexandros Karatzoglou, Linas Baltrunas, and Domonkos Tikk. 2016. Session-based recommendations with recurrent neural networks. In *Proceedings of Fourth International Conference on Learning Representations (ICLR'16)*.
 - [19] Binbin Hu, Chuan Shi, Wayne Xin Zhao, and Tianchi Yang. 2018. Local and global information fusion for top-n recommendation in heterogeneous information network. In *Proceedings of the 27th ACM International Conference on Information and Knowledge Management*. 1683–1686.
 - [20] Jie Hu, Li Shen, and Gang Sun. 2018. Squeeze-and-excitation networks. In *Proceedings of the IEEE conference on computer vision and pattern recognition*. 7132–7141.
 - [21] Xiaowen Huang, Shengsheng Qian, Quan Fang, Jitao Sang, and Changsheng Xu. 2020. Meta-path Augmented Sequential Recommendation with Contextual Co-attention Network. *ACM Transactions on Multimedia Computing, Communications, and Applications (TOMM)* 16, 2 (2020), 1–24.
 - [22] Juyong Jiang, Yingtao Luo, Jae Boum Kim, Kai Zhang, and Sunghun Kim. 2021. Sequential Recommendation with Bidirectional Chronological Augmentation of Transformer. *arXiv preprint arXiv:2112.06460* (2021).
 - [23] Juyong Jiang, Jie Zhang, and Kai Zhang. 2020. Cascaded Semantic and Positional Self-Attention Network for Document Classification. In *Findings of the Association for Computational Linguistics: EMNLP 2020*. Association for Computational Linguistics, Online, 669–677.
 - [24] Kyeongpil Kang, Junwoo Park, Wooyoung Kim, Hojung Choe, and Jaegul Choo. 2019. Recommender system using sequential and global preference via attention mechanism and topic modeling. In *Proceedings of the 28th ACM international conference on information and knowledge management*. 1543–1552.
 - [25] Wang-Cheng Kang and Julian McAuley. 2018. Self-attentive sequential recommendation. In *2018 IEEE International Conference on Data Mining (ICDM)*. IEEE, 197–206.
 - [26] Shun Kiyono, Sosuke Kobayashi, Jun Suzuki, and Kentaro Inui. 2021. SHAPE: Shifted Absolute Position Embedding for Transformers. In *Proceedings of the 2021 Conference on Empirical Methods in Natural Language Processing*. Association for Computational Linguistics, Online and Punta Cana, Dominican Republic, 3309–3321.
 - [27] Yehuda Koren, Robert Bell, and Chris Volinsky. 2009. Matrix factorization techniques for recommender systems. *Computer* 42, 8 (2009), 30–37.
 - [28] Jiacheng Li, Yujie Wang, and Julian McAuley. 2020. Time interval aware self-attention for sequential recommendation. In *Proceedings of the 13th International Conference on Web Search and Data Mining*. 322–330.
 - [29] Jing Lin, Weike Pan, and Zhong Ming. 2020. FISSA: fusing item similarity models with self-attention networks for sequential recommendation. In *Fourteenth ACM Conference on Recommender Systems*. 130–139.
 - [30] Huafeng Liu, Liping Jing, Jingxuan Wen, Zhicheng Wu, Xiaoyi Sun, Jiaqi Wang, Lin Xiao, and Jian Yu. 2020. Deep Global and Local Generative Model for Recommendation. In *Proceedings of The Web Conference 2020*. 551–561.
 - [31] Huiting Liu, Huimin Liu, Qiang Ji, Peng Zhao, and Xindong Wu. 2020. Collaborative deep recommendation with global and local item correlations. *Neurocomputing* 385 (2020), 278–291.
 - [32] Qiang Liu, Shu Wu, Diyi Wang, Zhaokang Li, and Liang Wang. 2016. Context-aware sequential recommendation. In *2016 IEEE 16th International Conference on Data Mining (ICDM)*. IEEE, 1053–1058.
 - [33] Qiang Liu, Shu Wu, Liang Wang, and Tieniu Tan. 2016. Predicting the next location: A recurrent model with spatial and temporal contexts. In *Proceedings of the AAAI Conference on Artificial Intelligence*, Vol. 30.
 - [34] Mi Luo, Fei Chen, Pengxiang Cheng, Zhenhua Dong, Xiuqiang He, Jiashi Feng, and Zhenguo Li. 2020. Metaselector: Meta-learning for recommendation with user-level adaptive model selection. In *Proceedings of The Web Conference 2020*. 2507–2513.
 - [35] Yingtao Luo, Qiang Liu, and Zhaocheng Liu. 2021. STAN: Spatio-Temporal Attention Network for Next Location Recommendation. In *Proceedings of The Web Conference*.
 - [36] Chen Ma, Peng Kang, and Xue Liu. 2019. Hierarchical gating networks for sequential recommendation. In *Proceedings of the 25th ACM SIGKDD International Conference on Knowledge Discovery & Data Mining*. 825–833.
 - [37] Chen Ma, Liheng Ma, Yingxue Zhang, Jianing Sun, Xue Liu, and Mark Coates. 2020. Memory Augmented Graph Neural Networks for Sequential Recommendation. In *Proceedings of the AAAI Conference on Artificial Intelligence*, Vol. 34. 5045–5052.
 - [38] Julian McAuley, Christopher Targett, Qinfeng Shi, and Anton Van Den Hengel. 2015. Image-based recommendations on styles and substitutes. In *Proceedings of the 38th international ACM SIGIR conference on research and development in information retrieval*. 43–52.
 - [39] Zhiliang Peng, Wei Huang, Shanzhi Gu, Lingxi Xie, Yaowei Wang, Jianbin Jiao, and Qixiang Ye. 2021. Conformer: Local features coupling global representations for visual recognition. In *Proceedings of the IEEE/CVF International Conference on Computer Vision*. 367–376.
 - [40] Steffen Rendle. 2010. Factorization machines. In *2010 IEEE International Conference on Data Mining*. IEEE, 995–1000.
 - [41] Steffen Rendle, Christoph Freudenthaler, Zeno Gantner, and Lars Schmidt-Thieme. 2012. BPR: Bayesian personalized ranking from implicit feedback. *arXiv preprint arXiv:1205.2618* (2012).
 - [42] Steffen Rendle, Christoph Freudenthaler, and Lars Schmidt-Thieme. 2010. Factorizing personalized markov chains for next-basket recommendation. In *Proceedings of the 19th international conference on World wide web*. 811–820.
 - [43] Peter Shaw, Jakob Uszkoreit, and Ashish Vaswani. 2018. Self-Attention with Relative Position Representations. In *Proceedings of the 2018 Conference of the North American Chapter of the Association for Computational Linguistics: Human Language Technologies, Volume 2 (Short Papers)*. Association for Computational Linguistics, New Orleans, Louisiana, 464–468.
 - [44] Jun Song, Yueyang Wang, Siliang Tang, Yin Zhang, Zhigang Chen, Zhongfei Zhang, Tong Zhang, and Fei Wu. 2020. Local-Global Memory Neural Network for Medication Prediction. *IEEE transactions on neural networks and learning systems* (2020).
 - [45] Aravind Srinivas, Tsung-Yi Lin, Niki Parmar, Jonathon Shlens, Pieter Abbeel, and Ashish Vaswani. 2021. Bottleneck transformers for visual recognition. In *Proceedings of the IEEE/CVF conference on computer vision and pattern recognition*. 16519–16529.
 - [46] Fei Sun, Jun Liu, Jian Wu, Changhua Pei, Xiao Lin, Wenwu Ou, and Peng Jiang. 2019. BERT4Rec: Sequential recommendation with bidirectional encoder representations from transformer. In *Proceedings of the 28th ACM international conference on information and knowledge management*. 1441–1450.
 - [47] Qiaoyu Tan, Jianwei Zhang, Jiangchao Yao, Ninghao Liu, Jingren Zhou, Hongxia Yang, and Xia Hu. 2021. Sparse-interest network for sequential recommendation. In *Proceedings of the 14th ACM International Conference on Web Search and Data Mining*. 598–606.
 - [48] Jiayi Tang and Ke Wang. 2018. Personalized top-n sequential recommendation via convolutional sequence embedding. In *Proceedings of the Eleventh ACM International Conference on Web Search and Data Mining*. 565–573.
 - [49] Jiayi Tang and Ke Wang. 2018. Personalized top-n sequential recommendation via convolutional sequence embedding. In *Proceedings of the Eleventh ACM International Conference on Web Search and Data Mining*. 565–573.
 - [50] Ashish Vaswani, Noam Shazeer, Niki Parmar, Jakob Uszkoreit, Llion Jones, Aidan N Gomez, Łukasz Kaiser, and Illia Polosukhin. 2017. Attention is all you need. In *Advances in neural information processing systems*. 5998–6008.
 - [51] Huiyu Wang, Yukun Zhu, Hartwig Adam, Alan Yuille, and Liang-Chieh Chen. 2021. Max-deeplab: End-to-end panoptic segmentation with mask transformers. In *Proceedings of the IEEE/CVF Conference on Computer Vision and Pattern Recognition*. 5463–5474.
 - [52] Jianling Wang, Kaize Ding, Liangjie Hong, Huan Liu, and James Caverlee. 2020. Next-item Recommendation with Sequential Hypergraphs. In *Proceedings of the 43rd International ACM SIGIR Conference on Research and Development in Information Retrieval*. 1101–1110.

- [53] Liwei Wu, Shuqing Li, Cho-Jui Hsieh, and James Sharpnack. 2020. SSE-PT: Sequential recommendation via personalized transformer. In *Fourteenth ACM Conference on Recommender Systems*. 328–337.
- [54] Shu Wu, Yuyuan Tang, Yanqiao Zhu, Liang Wang, Xing Xie, and Tieniu Tan. 2019. Session-based recommendation with graph neural networks. In *Proceedings of the AAAI Conference on Artificial Intelligence*, Vol. 33. 346–353.
- [55] Chengfeng Xu, Pengpeng Zhao, Yanchi Liu, Jiajie Xu, Victor S Sheng S. Sheng, Zhiming Cui, Xiaofang Zhou, and Hui Xiong. 2019. Recurrent convolutional neural network for sequential recommendation. In *The World Wide Web Conference*. 3398–3404.
- [56] Yong Xu, Jiahui Chen, Chao Huang, Bo Zhang, Hao Xing, Peng Dai, and Liefeng Bo. 2020. Joint Modeling of Local and Global Behavior Dynamics for Session-Based Recommendation. In *ECAI 2020*. IOS Press, 545–552.
- [57] Feng Yu, Qiang Liu, Shu Wu, Liang Wang, and Tieniu Tan. 2016. A dynamic recurrent model for next basket recommendation. In *Proceedings of the 39th International ACM SIGIR conference on Research and Development in Information Retrieval*. 729–732.
- [58] Feng Yu, Yanqiao Zhu, Qiang Liu, Shu Wu, Liang Wang, and Tieniu Tan. 2020. TAGNN: Target attentive graph neural networks for session-based recommendation. In *Proceedings of the 43rd International ACM SIGIR Conference on Research and Development in Information Retrieval*. 1921–1924.
- [59] Lu Yu, Chuxu Zhang, Shangsong Liang, and Xiangliang Zhang. 2019. Multi-order attentive ranking model for sequential recommendation. In *Proceedings of the AAAI Conference on Artificial Intelligence*, Vol. 33. 5709–5716.
- [60] Zeping Yu, Jianxun Lian, Ahmad Mahmoody, Gongshen Liu, and Xing Xie. 2019. Adaptive User Modeling with Long and Short-Term Preferences for Personalized Recommendation. In *IJCAI*. 4213–4219.
- [61] Fajie Yuan, Alexandros Karatzoglou, Ioannis Arapakis, Joemon M Jose, and Xiangnan He. 2019. A simple convolutional generative network for next item recommendation. In *Proceedings of the Twelfth ACM International Conference on Web Search and Data Mining*. 582–590.
- [62] Qinzhe Zhang, Jia Wu, Hong Yang, Weixue Lu, Guodong Long, and Chengqi Zhang. 2016. Global and local influence-based social recommendation. In *Proceedings of the 25th ACM International on Conference on Information and Knowledge Management*. 1917–1920.
- [63] Xizhou Zhu, Weijie Su, Lewei Lu, Bin Li, Xiaogang Wang, and Jifeng Dai. 2020. Deformable detr: Deformable transformers for end-to-end object detection. *arXiv preprint arXiv:2010.04159* (2020).