

Dependent Latent Class Models

Jesse Bowers *

Department of Statistics, University of Illinois Urbana Champaign
and

Steve Culpepper

Department of Statistics, University of Illinois Urbana Champaign

May 19, 2022

Abstract

Latent Class Models (LCMs) are used to cluster multivariate categorical data (e.g. group participants based on survey responses). Traditional LCMs assume a property called conditional independence. This assumption can be restrictive, leading to model misspecification and overparameterization. To combat this problem, we developed a novel Bayesian model called a Dependent Latent Class Model (DLCM), which permits conditional dependence. We verify identifiability of DLCMs. We also demonstrate the effectiveness of DLCMs in both simulations and real-world applications. Compared to traditional LCMs, DLCMs are effective in applications with time series, overlapping items, and structural zeroes.

Keywords: LCM, Latent Variable, Bayes, Clustering, Categorical Data Analysis

*We would like to thank Theren Williams, Eric Wayman, and Dr. Kristen Lee for feedback on writing style.
Copyright pending 2022-05-15. Arxiv Submission 2022-05-17

Contents

1	Introduction	3
2	Illustrative Example	6
3	Domain Notation	9
4	Motivating Example	12
5	Pooled Domains	14
6	Identifiability	17
7	DLCM Distributions	21
8	Domain Prior	22
9	MCMC	26
10	Simulation Studies	30
11	Real World Applications	42
12	Conclusion	57
13	Acknowledgements	57
14	Appendix	60

1 Introduction

Latent Class Modeling (LCM) is a clustering technique for multivariate categorical data. LCMs are of interest in many areas including social, behavioral, and health sciences. One common use is to group respondents based on their responses to a multiple choice survey and to interpret each of those groups.

Traditional LCMs break the respondents into $C \in \mathbb{N}$ groups called latent classes, and assume that respondents answer each question independently, conditional on class membership. Suppose a survey contains J multiple choice questions (items). Let the i 'th person's response to item j be denoted $X_{ij} \in \mathbb{Z}_{Q_j} := \{0, 1, \dots, Q_j - 1\}$. Let $\rho_{c j x_j} = P(X_{ij} = x_j | c_i = c)$ be the probability that members of class c report $X_j = x_j$ for item j . LCMs assume that, given class membership, elements of the multivariate response vector $\underline{\mathbf{X}}_i = (X_{i0}, \dots, X_{i,J-1})$ are conditionally independent. Consequently, if person i belongs to class $c_i = c$ then the probability of observing $\underline{\mathbf{X}}_i = \underline{\mathbf{x}}_i$ is given by:

$$P(\underline{\mathbf{X}}_i = \underline{\mathbf{x}} | c_i = c, \rho) = \prod_{j=0}^{J-1} \prod_{q=0}^{Q_j-1} \rho_{c j q}^{I(q=x_j)}. \quad (1)$$

Nominally the probability of the i 'th subject belonging to class c is $P(c_i = c | \underline{\boldsymbol{\pi}}) = \pi_c$. Therefore, the responses to our survey follow the distribution:

$$P(\underline{\mathbf{X}}_i = \underline{\mathbf{x}} | \rho, \underline{\boldsymbol{\pi}}) = \sum_{c=0}^{C-1} \pi_c \prod_{j=0}^{J-1} \prod_{q=0}^{Q_j-1} \rho_{c j q}^{I(q=x_j)}. \quad (2)$$

One challenge in traditional LCMs is the assumption of conditional independence. In practice, it is sometimes inappropriate to assume that, for a member of a class, each question is answered independently. For instance, two items might overlap, asking similar questions in different ways. Locally dependent questions also appear in time series data. Questions within the same time point may exhibit local dependence. Conversely, if the same question is asked across time points, then there may be local dependence between responses to the same question. This temporal dependence is notably present in pre-post testing with paired items.

Perhaps the most classical approach to address local dependence is to increase the number of classes C [Bartholomew et al., 2011]. With more and more groups composed of smaller and smaller populations, the groups become increasingly homogeneous and local dependence decreases. In principal, with enough latent classes local dependence disappears entirely. In a

later illustrative example, we show how doubling the amount of classes accounts for the local dependence caused by two dependent questions (Example 4). In general, local dependence disappears no later than $C = \prod_{j=0}^{J-1} Q_j$ classes, where there is one class for every possible response pattern. The weakness of removing local dependence by increasing the number of classes is that it tends to overfit. Furthermore, a large number of classes can be hard to interpret. Considering that a main objective of LCMs is to provide a parsimonious interpretation of data, increasing the number of classes to deal with local dependence is not always attractive. Since the correct number of classes is not known, it is also easy to choose too few classes resulting in model misspecification.

For binary and ordinal data, a mixture factor model is possible [Cagnone and Viroli, 2012]. Here subject i in class c has a latent trait $\underline{\mathbf{Y}}_i \in \mathbb{R}^J$ given by $\underline{\mathbf{Y}}_i = \underline{\boldsymbol{\mu}}_c + \mathbf{\Lambda}_c \underline{\mathbf{f}}_i + \underline{\boldsymbol{\epsilon}}_i$. Each response X_{ij} is a function of latent Y_{ij} ; e.g. for binary data $X_{ij} = I(Y_{ij} > 0)$. The presence of the factor $\underline{\mathbf{f}}_i$ allows for questions to be dependent. The difficulty with this approach is it requires a large number of parameters. With $C = 1$ classes, a traditional factor model can be complex to fit. With multiple classes complexity escalates.

Here we use a Bayesian framework to loosen the local independence assumption of latent class models. We call this new type of model a Dependent Latent Class Model (DLCM). This model shares some similarities with Conditional Modes Model (Marbac 2014, Arxiv), which we will compare in detail.

Within a class, we segment items into conditionally independent groups called domains. Conditional on being in class $c_i = c$, items within the same domain are dependent. However, items of one domain are conditionally independent, given class, of the items of all other domains. Within a domain, every possible response pattern to the grouped items is given a probability. Due to this, the domain can be thought of as a new mega-item, formed by merging the items in that group and coding so that every possible response pattern has a unique value. With a Metropolis within Gibbs Markov chain Monte Carlo (MCMC) process, our DLCM actively searches for a promising way to recode our data to capture conditional independence.

Example 1. Consider a case with two binary items for $n = 6$ respondents. If the two binary

items are put into the same domain they might be recoded as follows.

$$\begin{array}{c}
 \text{Original 'Items'}$$

Item 1 Value	Item 2 Value		Recoded 'Patterns'
1	1	\Rightarrow	3
0	1		2
0	0		0
1	1		3
0	1		2
1	0		1

The DLCM gives each recoded value a specific probability to relax the conditional dependent assumption. \triangle

The DLCM domains are subject to certain restrictions. In the most restricted case, all classes are required to group items the same way and have the same domains. This is called a homogeneous DLCM. Conditional on a fixed domain structure, a homogeneous DLCM can be thought of as transforming our dataset \mathbf{X} by merging dependent items, and then applying traditional LCM onto the transformed dataset. In the least restrictive case, each class is allowed to have different domains and group items differently. This is called a heterogeneous DLCM. In this case the recoding of responses vary from class to class.

The Conditional Modes Model (CMM; Marbac et al. 2014 Arxiv) also works by grouping items into conditionally independent groups with a Metropolis algorithm. However, the DLCM offers several benefits. First, the DLCM is a fully Bayesian model. The CMM is ultimately a frequentist model which uses MCMC to do a limited search of possible domains rather than search the full space. Second, the CMM requires all classes to have the same domains. The DLCM permits different domains for different classes. Third, we establish more general identifiability conditions. Marbac et al. [2014] establishes generic identifiability conditional on the domain structure. We provide conditions for generic identifiability across a range of domain structures. Fourth, the DLCM uses a different prior for the domain structure compared to CMM. The DLCM prior produces a more concentrated posterior for domains. In simulations this concentration is typically on the true domain structure.

The main contributions of this article can be summarized as follows:

1. We propose a Bayesian model which searches and corrects for locally dependent items.

2. We establish generic identifiability of the DLCM. This generic identifiability holds jointly across multiple possible domain structures. It also holds when different classes have different domains.
3. We provide evidence of the accuracy of the DLCM in simulation studies.
4. We demonstrate the practicality of the DLCM in real world applications. We emphasize applications with pre-post testing, time series, (near) structural zeros, and overlapping items.
5. We provide an R package for running the DLCM. This is available on Github: <https://github.com/jessebowers/dependentLCM>.

The remainder of the paper is organized as follows. Section 2 provides an illustrative example of Dependent LCMs. In section 3 we introduce the notation necessary to formalize DLCMs. Throughout the paper we customarily use examples to illustrate definitions. Section 4 provides a motivating example of the power of DLCMs. In sections 5 and 6, we establish sufficient conditions for generic identifiability of DLCMs. In sections 7 and 8, we discuss the full conditional distribution of the DLCM Bayes parameters and the prior for domains. Section 9 describes the MCMC algorithm for approximating the posterior of our Bayes parameters. In section 10 we validate the accuracy of DLCMs in simulation studies on artificial data. Section 11 showcases the power of DLCMs in real world applications. In section 12 we provide closing thoughts.

2 Illustrative Example

We illustrate the DLCM procedure in a real world application.

Example 2. *Study.* Five advertisements were sent to $n = 2,240$ customers [Parr-Rud, 2014]. For every customer, it was recorded whether they accepted (1) or ignored (0) the offer given in each of the five advertisements (‘ads’). The goal is to break these customers into groups (classes) and describe those groups.

The DLCM uses Markov chain Monte-Carlo simulations to approximate the parameter posterior distribution. In this example we simulated four parallel chains of 12,000 iterations each.

In each iteration, the DLCM samples new parameter values corresponding to which customers belong to which class, which advertisements are grouped together into domains, and related probabilities.

A homogeneous DLCM fit well with two classes. There was one class (representing 93% of customers) which was generally unresponsive. Among unresponsive customers, 84% did not respond to any of the five advertisements. The second class (7%) was highly responsive. Highly responsive customers responded to two advertisements on average.

We discard the first 2,000 warmup iterations. Post-warmup, the majority of iterations (> 99%) chose to group the items into the same domains. Those domains are: {Ad1, Ad5}, {Ad3, Ad4}, {Ad2}. For the highly responsive group, advertisements 3 and 4 show strong conditional dependence. If you responded to ad 3 you generally did not respond to ad 4, and if you responded to ad 4 you generally did not respond to ad 3. Although we are not provided details on these advertisements, we might speculate for illustrative purposes. Perhaps these ads are two limited-time coupons which cannot both be applied to the same purchase. There is also some local dependence for ads 1 and 5. If you responded to one of the ads, you are more likely to have responded to the other. For more details see Table 1.

In this way the DLCM searched and corrected for local dependence between items. Grouping items into a single domain is analogous to creating a new item describing each possible response to the grouped items. In other words, the DLCM found that the transformation given in Figure 1 was useful for correcting local dependence. If we fit a heterogeneous DLCM instead, the domains and corresponding transformation would vary from class to class.

	Original Items					Transformed ‘Patterns’		
	Ad1	Ad2	Ad3	Ad4	Ad5	Ad1 & Ad5	Ad3 & Ad4	Ad2
Customer1	0	0	0	1	0	0	2	0
Customer2	1	0	1	0	1	3	1	0
Customer3	0	1	0	1	1	2	2	1
Customer4	0	1	0	1	1	2	2	1
Customer5	1	1	0	1	0	1	2	1

Figure 1: Marketing Example. Selected rows from transformed dataset.

△

Response Probabilities:

Class 0: Unresponsive (93%)

Ad 1 \ Ad 5	1	0	Total
1	1%	3%	4%
0	3%	93%	96%
Total	4%	96%	100%

Class 1: Highly Responsive (7%)

Ad 1 \ Ad 5	1	0	Total
1	32%	13%	45%
0	23%	32%	55%
Total	54%	46%	100%

Class 0: Unresponsive

Ad 3 \ Ad 4	1	0	Total
1	0%	6%	6%
0	3%	91%	94%
Total	3%	97%	100%

Class 1: Highly Responsive

Ad 3 \ Ad 4	1	0	Total
1	1%	24%	25%
0	71%	4%	75%
Total	72%	28%	100%

Class 0: Unresponsive

Ad 2	1	0	Total
Probability	< 1%	> 99%	100%

Class 1: Highly Responsive

Ad 2	1	0	Total
Probability	21%	79%	100%

Table 1: Marketing Example. Conditional on class membership, these tables show how likely a customer is to respond to a pair of advertisements. This is the average probability across iterations and chains.

3 Domain Notation

A potential short-coming of the traditional LCM is that responses may not satisfy local independence. Our proposed dependent LCM (DLCM) is an extension of the traditional LCM that allows for local dependence between questions. We partition items into disjoint groups called domains. Items within the same domain have local dependence, but items in separate domains are conditionally independent of each other.

Each item belongs to exactly one domain, but different classes may group items differently. Within any class c , the items are partitioned into D disjoint sets: $J(c, 1), \dots, J(c, D) \subseteq \mathbb{Z}_J$. We allow for empty $J(c, d)$ with D typically, but not necessarily, much larger than our number of items J . Let $J_{(k)}(c, d)$ refer to the item with the k 'th smallest label in domain (c, d) , and in general let $S_{(k)}$ be the k 'th smallest element of set S .

The responses for items in the same domain and class need to be modeled jointly. We call the series of responses in a domain a ‘pattern’: $X_{i,J(c,d)}$. It is convenient to express these patterns as integer values. Let r_{icd} be the integer referring to the i 'th person's responses to the questions in domain (c, d) . The multivariate responses to a domain are transformed to an integer using a mapping vector $\underline{\mathbf{V}}(S) = [V_1(S), \dots, V_J(S)]^\top$ which takes set $S \subseteq \mathbb{Z}_J$ and produces vector in $(\mathbb{N} \cup \{0\})^J$. Specifically, r_{icd} is defined as

$$r_{icd} := \underline{\mathbf{V}}(J(c, d))^\top \underline{\mathbf{X}}_i \in \mathbb{Z}_{R_{cd}} \quad (3)$$

where element j of $\underline{\mathbf{V}}(S)$ is defined as

$$V_j(S) := \begin{cases} 0 & j \notin S \\ 1 & j = S_{(1)} \\ \prod_{w=1}^{m-1} Q_{S_{(w)}} & j = S_{(m)}, m > 1 \end{cases} \quad (4)$$

and

$$R_{cd} := \prod_{j \in J(c, d)} Q_j \quad (5)$$

is the total number of patterns for domain (c, d) . For a given class, patterns can also be expressed as a vector $\underline{\mathbf{r}}_{ic}$ with values $[\underline{\mathbf{r}}_{ic}]_d := r_{icd}$.

Variable δ_{jc} allows one to look up what domain the j 'th item belongs to in class c . By definition $j \in J(c, \delta_{jc})$ and $J(c, d) = \{j : \delta_{jc} = d\}$. For a given class, the δ_{jc} can be expressed as a vector: $\underline{\boldsymbol{\delta}}_c := [\delta_{0,c}, \dots, \delta_{J-1,c}]^\top$. It can also be expressed as a $J \times C$ matrix, $\boldsymbol{\Delta}$, with elements

$\Delta_{jc} = \delta_{jc}$. Matrix Δ completely specifies how the items are grouped into domains across all classes. We call Δ the *domain structure*.

We particularly care about nonempty domains and the patterns corresponding to these domains. Let set $\mathcal{D}_c := \{d : |J(c, d)| > 0\} \subseteq \mathbb{Z}_D$ identify the nonempty domains in class c .

To illustrate this notation consider the following example:

Example 3. Suppose we have a dataset with $J = 6$ items and $C = 2$ classes. The first three items are binary ($Q_j = 2$), the following two items have five options ($Q_j = 5$), and the last item is binary ($Q_j = 2$). We show a possible domain structure Δ in Figure 2a. The resulting domain items $J(c, d)$ are shown in Figure 2b and a visualization of the domains is shown in Figure 2c.

In general, for domain $(c, d) = (1, 2)$ with $J(1, 2) = \{0, 3, 5\}$, there are $R_{12} = (2)(5)(2) = 20$ possible patterns with $r_{i12} \in \{0, 1, \dots, 19\}$. For example, for an individual who responded $\underline{\mathbf{X}}_i = [0, 0, 0, 2, 1, 1]^\top$ the corresponding pattern r_{i12} is given by:

$$\begin{aligned} r_{i,c=1,d=2} &= \underline{\mathbf{V}}(J(c=1, d=2))^\top \underline{\mathbf{X}}_i \\ &= [0, 0, 0, 2, 1, 1] \begin{bmatrix} 1 \\ 0 \\ 0 \\ 2 \\ 0 \\ 2 \cdot 5 \end{bmatrix} = 14. \end{aligned}$$

△

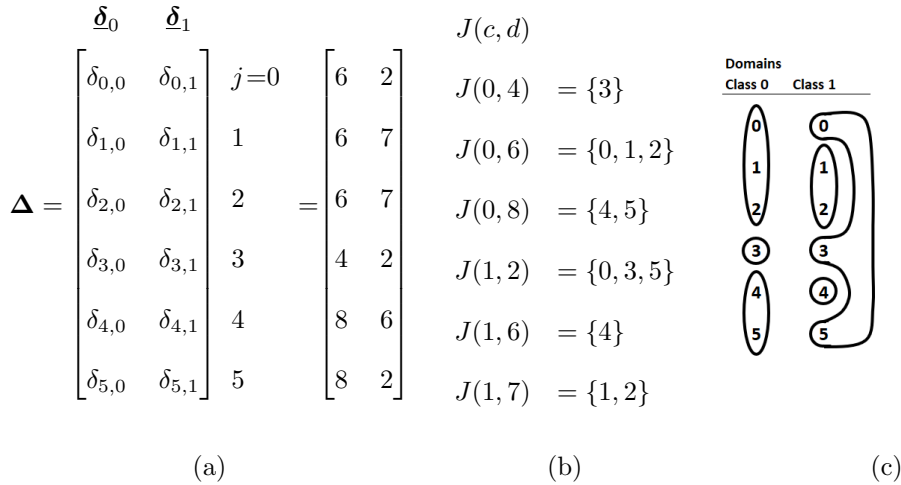


Figure 2: Domains in Example 3.

3.1 Pattern Probabilities

Patterns r_{icd} and $r_{icd'}$ are assumed to be conditionally independent for $d \neq d'$. For subject i in class c , a domain pattern has probability:

$$P(r_{icd} = r | c_i = c, \theta_{cdr}, \underline{\delta}_c) = \theta_{cdr} \quad (6)$$

$$P(\underline{r}_{ic} | c_i = c, \theta_c, \underline{\delta}_c) = \prod_{d \in \mathcal{D}_c} \prod_{r=0}^{R_{cd}-1} \theta_{cdr}^{I(r=r_{icd})} \quad (7)$$

An empty domain d has $r_{icd} = 0$ and $\theta_{cd0} = 1$ everywhere, and is generally omitted. All probabilities for a given class can be represented as θ_c , and probabilities for a domain (c, d) can also be expressed as vector $\underline{\theta}_{cd} = [\theta_{cd0}, \dots, \theta_{cd, R_{cd}-1}]^\top$. For a given class c with domains $\underline{\delta}_c$ there is a one to one relationship between responses $\underline{\mathbf{X}}_i$ and patterns \underline{r}_{ic} . It follows that:

$$P(\underline{\mathbf{X}}_i | c_i = c, \theta_c, \underline{\delta}_c) = P(\underline{r}_{ic} | c_i = c, \theta_c, \underline{\delta}_c) \quad (8)$$

When marginalized across class, the response probabilities are:

$$P(\underline{\mathbf{X}}_i | \theta, \underline{\Delta}, \underline{\pi}) = \sum_{c=0}^C \pi_c P(\underline{r}_{ic} | c_i = c, \theta_c, \underline{\delta}_c) \quad (9)$$

with π_c representing the prior probability that subject i is in class c .

The following example demonstrates the pattern probabilities of a class in practice:

Example 3 (continued). Continuing the previous example, suppose class 1 had the following probabilities:

$$\underline{\theta}_{12} = \frac{1}{100} [4, 3, 5, 5, 6, 4, 4, 5, 3, 7, 5, 7, 6, 6, 9, 5, 5, 4, 3, 4]^\top$$

$$\underline{\theta}_{16} = [0.20, 0.28, 0.18, 0.25, 0.09]^\top$$

$$\underline{\theta}_{17} = [0.26, 0.20, 0.25, 0.29]^\top$$

The probability that subject i in class 1 responds $\underline{\mathbf{X}}_i = [0, 0, 0, 2, 1, 1]^\top$ is given by:

$$\begin{aligned} & P(\underline{\mathbf{X}}_i = [0, 0, 0, 2, 1, 1]^\top | c_i = 1, \theta_1, \underline{\delta}_1) \\ &= P([r_{i12}, r_{i16}, r_{i17}] = [14, 1, 0] | c_i = 1, \theta_1, \underline{\delta}_1) \\ &= \theta_{1,2,14} \theta_{1,6,1} \theta_{1,7,0} \\ &= (0.09)(0.28)(0.26) \approx 0.0066 \end{aligned}$$

△

When looking at the joint distribution of r_{icd} and $r_{icd'}$ it is useful to use Kronecker products. This allows us to consider a vector of probabilities rather than considering one pattern value at a time.

Definition 1 (Kronecker product). Let vectors $\underline{\mathbf{Y}}_l$ and $\underline{\mathbf{Y}}'_l$ be of size m and m' respectively. Their Kronecker product is given by:

$$\underline{\mathbf{Y}} \otimes \underline{\mathbf{Y}}' = \begin{bmatrix} Y_1 \underline{\mathbf{Y}}' \\ Y_2 \underline{\mathbf{Y}}' \\ \vdots \\ Y_m \underline{\mathbf{Y}}' \end{bmatrix} = \begin{bmatrix} Y_1 Y'_1 \\ \vdots \\ Y_1 Y'_{m'} \\ Y_2 Y'_1 \\ \vdots \\ Y_2 Y'_{m'} \\ \vdots \\ Y_m Y'_{m'} \end{bmatrix} \in \mathbb{R}^{mm'} \quad (10)$$

We also define the column-wise Kronecker product, sometimes called the Khatri-Rao product:

$$[\underline{\mathbf{Y}}_1, \dots, \underline{\mathbf{Y}}_k] \otimes^* [\underline{\mathbf{Y}}'_1, \dots, \underline{\mathbf{Y}}'_k] \quad (11)$$

$$= [(\underline{\mathbf{Y}}_1 \otimes \underline{\mathbf{Y}}'_1), \dots, (\underline{\mathbf{Y}}_k \otimes \underline{\mathbf{Y}}'_k)] \quad (12)$$

An immediate use of the Kronecker products is to describe the joint distribution of $r_{i,c,d \in S}$ for $S \subseteq \mathbb{Z}_D$. There exists some permutation matrix $\mathbf{\Pi}$ where:

$$P(r_{i,c,d \in S} | c_i = c, \theta, \underline{\boldsymbol{\delta}}_c) = P(\underline{\mathbf{V}}(\bigcup_{d \in S} J(c, d))^\top \underline{\mathbf{X}}_i | c_i = c, \theta, \underline{\boldsymbol{\delta}}_c)$$

$$\begin{bmatrix} P(\underline{\mathbf{V}}(\bigcup_{d \in S} J(c, d))^\top \underline{\mathbf{X}}_i = 0 & | c_i = c, \theta, \underline{\boldsymbol{\delta}}_c) \\ P(\underline{\mathbf{V}}(\bigcup_{d \in S} J(c, d))^\top \underline{\mathbf{X}}_i = 1 & | c_i = c, \theta, \underline{\boldsymbol{\delta}}_c) \\ \vdots & \\ P(\underline{\mathbf{V}}(\bigcup_{d \in S} J(c, d))^\top \underline{\mathbf{X}}_i = \prod_{d \in S} R_{cd} - 1 & | c_i = c, \theta, \underline{\boldsymbol{\delta}}_c) \end{bmatrix} = \mathbf{\Pi} \bigotimes_{d \in S} \underline{\boldsymbol{\theta}}_{cd}$$

That is, up to reordering, the Kronecker product $\bigotimes_{d \in S} \underline{\boldsymbol{\theta}}_{cd}$ describes the distribution of $r_{i,c,d \in S}$.

4 Motivating Example

Example 4. Below we offer a simple example to motivate DLCMs in the context of (near) structural zeros.

Students are given a 7 question math exam. We record whether each student got the right answer (1) or a wrong answer (0). Questions 0-4 are distinct, but questions 5-6 are a two-part

question. If you get question 5 wrong you only have a 5% chance of getting question 6 right, regardless of your skill level.

There are good students (30% of students), medium students (40%), and poor students (30%). Good students get questions 0-5 right 80% of the time independently. Medium and poor students get questions 0-5 right 50% and 20% of the time, respectively. If question 5 is right, students get question 6 right 80%, 50%, and 20% of the time respectively for good, medium, and poor students.

The question of interest is whether we can exactly reproduce the above data generating process with LCM models. For simplicity, we ignore our posteriors and ask whether there exists a specific choice of parameters which produce the above distribution.

Traditional LCM. To reproduce with a traditional LCM model you need six classes. Each type of student is split in two: one group for those who answered question 5 correctly and a second group who answered incorrectly.

Class:	Good A	Good B	Medium A	Medium B	Poor A	Poor B
π_c	0.24	0.06	0.20	0.20	0.06	0.24
$\rho_{j=0:4,c,q=1}$	0.80	0.80	0.5	0.50	0.20	0.20
$\rho_{5,c,1}$	1.00	0.00	1.00	0.00	1.00	0.00
$\rho_{6,c,1}$	0.80	0.05	0.50	0.05	0.20	0.05

Table 2: Traditional LCM response probabilities by class. Parameter $\rho_{j,c,q}$ gives the probability $P(X_{ij} = q | c_i = c)$ in a traditional LCM. Subscript ‘ $j = 0 : 4$ ’ describes each of the items $j \in \{0, \dots, 4\}$ in turn.

DLCM. To reproduce we put questions Q5 and Q6 into the same domain. We use a homogeneous domain structure with $J(d = 5, c) = \{5, 6\}$, and $J(k, 0) = \{k\}$ for $0 \leq k < 5$. With the domain structure as described, we reproduce the specified structure with 3 classes.

The DLCM model was able to reproduce the same responses with half as many classes and close to half as many parameters (47 vs 26 ignoring Δ). Additionally, the DLCM is more interpretable owing to fewer classes, and provides a clear signal that questions 5 and 6 are related. The latter is important because in a more complicated survey it might not be obvious

Class:	Good	Medium	Poor	Pattern Description
π_c	0.30	0.40	0.30	
$\theta_{d=0:4,c,r=1}$	0.80	0.50	0.20	$X_{ij} = 1$
$\theta_{5,c,r=0}$	0.19	0.48	0.76	$X_{i5} = 0, X_{i6} = 0$
$\theta_{5,c,r=1}$	0.16	0.25	0.16	$X_{i5} = 1, X_{i6} = 0$
$\theta_{5,c,r=2}$	0.01	0.03	0.04	$X_{i5} = 0, X_{i6} = 1$
$\theta_{5,c,r=3}$	0.64	0.25	0.04	$X_{i5} = 1, X_{i6} = 1$

Table 3: Dependent LCM response probabilities by class. Subscript ‘ $d = 0 : 4$ ’ describes each of the domains $d \in \{0, \dots, 4\}$ in turn.

that two questions are related. Finally, note that this is a relatively simple example with just a few items, two of which are related and share the same domain. In a more intricate scenario a DLCM has the potential to provide stronger improvements compared to traditional LCM. We demonstrate these benefits later in simulation studies and real world applications.

△

5 Pooled Domains

Pooled domains are used to identify conditionally independent items in a DLCM. These are important for our identifiability arguments in Section 6. Pooled domains are defined as follows:

Definition 2. For a fixed choice domain structure Δ , Pooled domains $\mathcal{P}_k \subseteq \mathbb{Z}_J$ are constructed so that the items of two distinct pooled domains are conditionally independent for all θ . The pooled domain structure $\text{Pooled}(\Delta) = \{\mathcal{P}_0, \mathcal{P}_1, \dots, \mathcal{P}_m\}$ is the maximal set of pooled domains on Δ . That is, the pooled domain structure $\text{Pooled}(\Delta)$ partitions our J items into as many pooled domains as possible.

To illustrate this definition, consider the following example:

Example 5. Suppose a DLCM has domain structure:

$$\Delta = \begin{array}{cc|c} 1 & 1 & j=0 \\ 1 & 2 & 1 \\ 2 & 2 & 2 \\ 2 & 3 & 3 \\ 4 & 4 & 4 \\ 4 & 4 & 5 \\ 5 & 5 & 6 \end{array}$$

Here the pooled domains would be $\{0, 1, 2, 3\}$, $\{4, 5\}$, and $\{6\}$. For $\{0, 1, 2, 3\}$ note that any one item is dependent on some other item for one or more classes. Following a similar argument, any nonempty bipartition of $\{0, 1, 2, 3\}$ has conditional dependence between the two parts. \triangle

The pooled domain structure exists uniquely and can be constructed using the following theorem:

Theorem 1. *The following are equivalent:*

1. $\mathcal{P} \in \text{Pooled}(\Delta)$
2. \mathcal{P} is formed by merging overlapping domains $J(c, d)$ until no overlaps remain. That is \mathcal{P} is of the form:
 - *Union of Domains:* $\mathcal{P} = \bigcup_{k=0}^m J(c_k, d_k)$
 - *Overlapping:* $J(c_k, d_k) \cap \bigcup_{k'=0}^{k-1} J(c_{k'}, d_{k'}) \neq \emptyset$ for all $k \in \mathbb{Z}_m$
 - *Maximum Coverage:* $J(c, d) \cap \mathcal{P} = \emptyset$ for $(c, d) \notin \{(c_k, d_k) : k \in \mathbb{Z}_m\}$
3. Build a graph with one node per item and an edge $j \leftrightarrow j'$ if $\delta_{jc} = \delta_{j'c}$ for any c . \mathcal{P} is a maximally connected subgraph of this graph.

Proof. Sketch of proof. If item j_0 is conditionally dependent with j_1 for some θ and j_1 is conditionally dependent with j_2 for some θ' then all three items must be in the same pooled domain. This causes us to put all all items from the same domain into the same pooled domain. Furthermore if two domains contain the same item, the items of both domains are put into the same pooled domain, the pooled domain of that overlapping item. This is repeated until no overlaps remain. Full proof is in online Appendix A. \square

Corollary 1. *For any domain (c, d) , the items $J(c, d)$ belong to exactly one pooled domain in $\text{Pooled}(\Delta)$.*

Let $\omega := (\underline{\pi}, \theta, \underline{\Delta})$ represent the DLCM parameters. Since pooled domains are conditionally independent for all θ , we can write the probability of $\underline{\mathbf{X}}|\omega, c_i$ as:

$$P(\underline{\mathbf{V}}(\mathbb{Z}_J)^\top \underline{\mathbf{X}}_i | \omega, c_i = c) = \prod_{\mathcal{P} \in \text{Pooled}(\underline{\Delta})} P(\underline{\mathbf{V}}(\mathcal{P})^\top \underline{\mathbf{X}}_i | \omega, c_i = c). \quad (13)$$

This result is notable because no matter the class membership $c_i = c$ we always multiply over the same pooled domains. In comparison, domains vary from class to class and a product over domains would similarly vary across classes.

Rather than look at an individual value of $\underline{\mathbf{X}}_i$, we want to extend (13) to a probability vector evaluating every possible value of $\underline{\mathbf{X}}_i$. To this end we define the following:

Definition 3.

$$\underline{\mathbf{P}}(S|C) := \begin{bmatrix} P(\underline{\mathbf{V}}(S)^\top \underline{\mathbf{X}}_i = 0 & | \omega, c_i = c) \\ \vdots & \\ P(\underline{\mathbf{V}}(S)^\top \underline{\mathbf{X}}_i = \prod_{j \in S} Q_j - 1 & | \omega, c_i = c) \end{bmatrix} \quad (14)$$

$$\underline{\mathbf{P}}(S) := \begin{bmatrix} P(\underline{\mathbf{V}}(S)^\top \underline{\mathbf{X}}_i = 0 & | \omega) \\ \vdots & \\ P(\underline{\mathbf{V}}(S)^\top \underline{\mathbf{X}}_i = \prod_{j \in S} Q_j - 1 & | \omega) \end{bmatrix} \quad (15)$$

We can now extend (13) as follows. There exists a permutation matrix $\mathbf{\Pi}$ where:

$$\underline{\mathbf{P}}(\mathbb{Z}_J|c) = \mathbf{\Pi} \bigotimes_{\mathcal{P} \in \text{Pooled}(\underline{\Delta})} \underline{\mathbf{P}}(\mathcal{P}|c) \quad (16)$$

Marginalizing this equation over classes, we then get the following. Below $\mathbf{1}$ refers to a vector of 1's.

$$\begin{aligned} \underline{\mathbf{P}}(\mathbb{Z}_J) &= [\underline{\mathbf{P}}(\mathbb{Z}_J|c=0), \dots, \underline{\mathbf{P}}(\mathbb{Z}_J|c=C-1)] \underline{\pi} \\ &= \mathbf{\Pi} \left(\bigotimes_{\mathcal{P} \in \text{Pooled}(\underline{\Delta})}^* [\underline{\mathbf{P}}(\mathcal{P}|c=0), \dots, \underline{\mathbf{P}}(\mathcal{P}|c=C-1)] \right) \underline{\pi} \\ &= \mathbf{\Pi} \left(\bigotimes_{\mathcal{P} \in \text{Pooled}(\underline{\Delta})}^* \left[\pi_0^{1/|\text{Pooled}(\underline{\Delta})|} \underline{\mathbf{P}}(\mathcal{P}|c=0), \dots, \pi_C^{1/|\text{Pooled}(\underline{\Delta})|} \underline{\mathbf{P}}(\mathcal{P}|c=C-1) \right] \right) \mathbf{1} \end{aligned} \quad (17)$$

Equation (17) expresses the full distribution of $\underline{\mathbf{X}}_i|\omega$ in terms of Kronecker products of pooled domains. This product is used in our identifiability arguments in the following section.

6 Identifiability

An important issue for mixture models is identifiability. Without identifiability there may be many choices of parameters $\omega := (\boldsymbol{\pi}, \theta, \boldsymbol{\Delta}) \in \Theta$ which fit our responses equally well, making inference problematic. We define identifiability as follows:

Definition 4.

1. Unique distribution: A specific choice of parameters $\omega := (\boldsymbol{\pi}, \theta, \boldsymbol{\Delta}) \in \Theta$ has a unique distribution if no other choice of $\omega \in \Theta$ produces the same distribution of $\mathbf{X}|\omega$. That is, ω has a unique distribution if for all ω' we have $\mathbf{X}|\omega' \stackrel{d}{=} \mathbf{X}|\omega$ only when $\omega' = \omega$. We consider ω and ω' to be the same when they have the same values up to relabeling of class and domain identifiers δ_{jc} .
2. Strict identifiability: A model is strictly identifiable if every choice of $\omega \in \Theta$ has a unique distribution.
3. Generic Identifiability: A model is generically identifiable if only a measure zero subset of ω does not have a unique distribution. This is with respect to the standard Lebesgue measure.

Identifiability, especially strict identifiability, can fail for categorical mixture models [Carreira-Perpiñán and Renals, 2000]. Allman et al. [2009] provides some useful results for determining generic identifiability for traditional LCM. These are based on algebraic results from Kruskal [1977]. Our proofs are inspired by Allman, but generally work directly off of Kruskal's results. The main theorem from Kruskal we leverage is discussed next.

Definition 5. The Kruskal rank, $\text{rank}_\kappa \mathbf{M}$, is the largest number k where every set of k columns of \mathbf{M} are linearly independent.

Theorem 2. [Kruskal] Let vector $\underline{\mathbf{M}}$ be:

$$\begin{aligned} \underline{\mathbf{M}} &= [\mathbf{A}^{(0)} \otimes^* \mathbf{A}^{(1)} \otimes^* \mathbf{A}^{(2)}] \mathbf{1} \\ &= [\mathbf{B}^{(0)} \otimes^* \mathbf{B}^{(1)} \otimes^* \mathbf{B}^{(2)}] \mathbf{1} \end{aligned} \tag{18}$$

where $\mathbf{A}^{(k)}$ and $\mathbf{B}^{(k)}$ are $m_k \times m$ matrices. If:

$$\text{rank}_\kappa \mathbf{A}^{(0)} + \text{rank}_\kappa \mathbf{A}^{(1)} + \text{rank}_\kappa \mathbf{A}^{(2)} \geq 2m + 2. \tag{19}$$

Then $[\mathbf{A}^{(0)}, \mathbf{A}^{(1)}, \mathbf{A}^{(2)}]$ equals $[\mathbf{B}^{(0)}, \mathbf{B}^{(1)}, \mathbf{B}^{(2)}]$ up to simultaneous permutation and rescaling of columns.

Note the similarity between the distribution of $\mathbf{X}|\omega$ in (17) and the triproduct given in (18). Furthermore, note that the permutation matrix $\mathbf{\Pi}$ in (17) depends only on the order \mathcal{P} is evaluated in the Kronecker product. Therefore, we can freely change the order of \mathcal{P} terms by making corresponding changes to $\mathbf{\Pi}$. This gives us:

Corollary 2. *Fix a choice of ω with $\Delta = \Delta'$. Take a tripartition of pooled domains $S_0 \sqcup S_1 \sqcup S_2 = \text{Pooled}(\Delta')$ and define:*

$$\mathbf{A}^{(k)} := \bigotimes_{\mathcal{P} \in S_k}^* \left[\pi_0^{1/|\text{Pooled}(\Delta)|} \underline{\mathbf{P}}(\mathcal{P}|c=0), \dots, \pi_{C-1}^{1/|\text{Pooled}(\Delta)|} \underline{\mathbf{P}}(\mathcal{P}|c=C-1) \right] \quad (20)$$

In the special case where S_k is empty let $\mathbf{A}^{(k)}$ be a 1×1 matrix of all 1's. If there exists a tripartition where:

$$\text{rank}_{\kappa} \mathbf{A}_0 + \text{rank}_{\kappa} \mathbf{A}_1 + \text{rank}_{\kappa} \mathbf{A}_2 \geq 2C + 2 \quad (21)$$

then ω has a unique distribution on $\theta' = \{\omega \in \theta : \Delta = \Delta'\}$.

Proof. Using Equation (17), there exists a permutation matrix $\mathbf{\Pi}$ where:

$$\mathbf{\Pi} (\mathbf{A}^{(0)} \otimes \mathbf{A}^{(1)} \otimes \mathbf{A}^{(2)}) \mathbf{1} = \underline{\mathbf{P}}(\mathbb{Z}_j) \quad (22)$$

For this choice of Δ' , every possible $(\underline{\pi}, \theta)$ can be written in the above form. Therefore if we show that this decomposition is unique, we have a unique distribution.

Suppose inequality (21) holds. We apply Kruskal's theorem and consider all matrices of the same dimension as $\mathbf{A}^{(0)}, \mathbf{A}^{(1)}, \mathbf{A}^{(2)}$. Up to rescaling and permutation of columns, we know that $[\mathbf{A}^{(0)}, \mathbf{A}^{(1)}, \mathbf{A}^{(2)}]$ are the only matrices which produce $(\mathbf{A}^{(0)} \otimes \mathbf{A}^{(1)} \otimes \mathbf{A}^{(2)}) \mathbf{1}$. Permutation of columns amounts to label switching. Rescaling of columns is disallowed because probabilities $\underline{\mathbf{P}}(\mathcal{P}|c)$ must sum to one. \square

For each Δ , we will now proceed to show that Corollary 2 holds almost everywhere.

Lemma 1. *Take a specific tripartition of pooled domains S_k with corresponding probabilities $\mathbf{A}^{(k)}$ as given in Corollary 2. The Kruskal rank of $\mathbf{A}^{(k)}$ is*

$$\text{rank}_{\kappa} \mathbf{A}^{(k)} = \min(C, \kappa_k) \quad (23)$$

$$\kappa_k := \prod_{j \in \bigcup_{\mathcal{P} \in \mathcal{S}_k} \mathcal{P}} Q_j \quad (24)$$

Except in a measure zero space.

Proof. Largely follows arguments given by Allman et al. [2009]. See online Appendix A. \square

Corollary 3. *Conditional on domain structure Δ , a DLCM is generically identifiable if there exists a tripartition of pooled domains S_0, S_1, S_2 where*

$$\min(\kappa_0, C) + \min(\kappa_1, C) + \min(\kappa_2, C) \geq 2C + 2 \quad (25)$$

$$\kappa_k := \prod_{j \in \bigcup_{\mathcal{P} \in \mathcal{S}_k} \mathcal{P}} Q_j \quad (26)$$

Proof. By Lemma 1 we know that Corollary 2 holds almost everywhere. Therefore for a fixed choice of Δ almost every choice of ω has a unique distribution. \square

Corollary 3 is very specific and requires us to fix a choice of Δ . To generalize this result to unconditional Δ , we need to introduce a restriction on θ . We restrict θ by enforcing as simple a structure as possible. Roughly speaking, the more domains in a DLCM the less conditional dependence exists and the simpler the model. If a domain (c, d) can be split into two domains without changing the distribution of $X|\omega$ then it should be split.

To formalize this we define Kronecker separability:

Definition 6. Domain (c, d) with probabilities $\underline{\theta}_{c,d}$ is Kronecker separable if these probabilities could be formed from two groups of independent items.

Loosely speaking, $\underline{\theta}_{cd}$ is Kronecker separable if it can be expressed as a Kronecker product of two probability vectors. If there exist a bipartition of items $J_0 \sqcup J_1 = J(c, d)$ with probabilities $\underline{\theta}^{(0)}, \underline{\theta}^{(1)}$ where $\underline{\theta}^{(0)} \otimes \underline{\theta}^{(1)}$ equals $\underline{\theta}_{cd}$ then $\underline{\theta}_{cd}$ is Kronecker separable. When establishing equality, we force the terms of $\underline{\theta}^{(0)} \otimes \underline{\theta}^{(1)}$ to be reordered to match the patterns of r_{icd} .

Example 6. Suppose $J(c, d) := \{0, 1\}$ with $Q_1 = Q_2 := 2$. If $\underline{\theta}_{cd} = [0.25, 0.25, 0.25, 0.25]^\top = [0.5, 0.5] \otimes [0.5, 0.5]$ then $\underline{\theta}_{cd}$ is Kronecker separable. If $\underline{\theta}_{cd} = [0.5, 0, 0.5, 0]^\top$ then both items are dependent and this is not Kronecker separable. \triangle

We restrict θ_{cd} to not be Kronecker separable, or Kronecker inseparable. Practically, if θ_{cd} were Kronecker separable we would prefer to break domain (c,d) into several smaller domains of locally independent items. We now finish our general identifiability argument.

Theorem 3. *[Identifiability] A DLCM is generically identifiable if the following conditions are met:*

- Domain structure Δ is restricted. For each allowed Δ there must be a tripartition of items J_0, J_1, J_2 where all items of the same pooled domain are partitioned together and:

$$\min(\kappa_0, C) + \min(\kappa_1, C) + \min(\kappa_2, C) \geq 2C + 2 \quad (27)$$

$$\kappa_k := \prod_{j \in J_k} Q_j \quad (28)$$

- Probabilities θ are restricted such that every θ_{cd} is Kronecker nonseperable.
- $\pi_c > 0$ for all c

Proof.

Claim. Fix domain structures where $\Delta \neq \Delta'$ up to relabeling of classes and domain identifiers. Disallow Kronecker separability. Parameters $\omega = (\underline{\pi}, \theta, \Delta)$ and $\omega' = (\underline{\pi}', \theta', \Delta')$ produce different distributions of \underline{X}_i .

Proof. The domain structures $\Delta \neq \Delta'$ are distinct. This means there are domains (c, d) from Δ and (c, d') from Δ' where $J(c, d) \neq J(c, d')$. Without loss of generality, assume $J(c, d) \cap J'(c, d')$ is a strict subset of $J(c, d)$. Under ω' we know that items $J(c, d) \cap J'(c, d')$ and $J(c, d) - J'(c, d')$ are conditionally independent. Therefore, $X|\omega$ is the same as $X|\omega'$ only if θ_{cd} is Kronecker separable. Kronecker separability is disallowed.

Claim. Under the given restrictions, we have generic identifiability.

Proof. Every choice of domain structure Δ contains distinct distributions of $X|\omega$. Therefore, ω has a unique distribution in Θ if and only if it has a unique distribution conditional on Δ .

Let $S_{\Delta'}$ be the set of ω with $\Delta = \Delta'$ where ω does not have a unique distribution. Conditional on Δ , we have generic identifiability (Theorem 3). Therefore each S_{Δ} is measure

zero: $P(S_{\Delta}) = P(\Delta)P(S_{\Delta}|\Delta) = P(\Delta)(0)$. Since there are finitely many $\Delta \in \mathbb{Z}_D^{J \times C}$, we know the union $\bigsqcup_{\Delta} S_{\Delta}$ is measure zero: $P(\bigsqcup_{\Delta} S_{\Delta}) = \sum_{\Delta} P(S_{\Delta}) = 0$. \square

To ensure identifiability of our DLCM model we apply the restrictions given in Theorem 3. Unless otherwise stated, these restrictions are applied both to our parameter priors and our sigma algebra. Notably the Kronecker non-separable restriction to $\underline{\theta}_{cd}$ only removes a measure zero space (see appendix Section B); therefore this restriction is mild.

7 DLCM Distributions

In this section we introduce the DLCM Bayes priors and the full conditional distributions. By design these distributions have a lot in common with the traditional LCM.

Our DLCM Bayes parameters use the following priors:

Priors:

$$c_i | \underline{\pi} \sim \text{Cat}(\underline{\pi}) \quad (29)$$

$$\underline{\pi} \sim \text{Dirichlet}(\underline{\alpha}^{(c)}) \quad (30)$$

$$\underline{\theta}_{cd} | \Delta \sim \text{Dirichlet}(\alpha^{(\theta)} \mathbf{1}_{R_{cd}}) = \text{Dirichlet}([\alpha^{(\theta)}, \dots, \alpha^{(\theta)}]^\top) \quad (31)$$

To ensure identifiability (31) is restricted so $\underline{\theta}_{cd}$ is not Kronecker separable, removing a measure zero space. These priors produce the following posteriors:

Theorem 4. *The DLCM full conditional distributions for c_i , $\underline{\pi}$, and $\underline{\theta}_{cd}$ are:*

$$P(c_i = c | \underline{X}_i, \underline{\pi}, \underline{\theta}, \Delta) = \frac{\pi_c p(\underline{r}_{c,i} | c_i = c, \theta_c, \underline{\delta}_c)}{\sum_{c'=0}^{C-1} \pi_{c'} p(\underline{r}_{c,i} | c_i = c', \theta_{c'}, \underline{\delta}_{c'})} \quad (32)$$

$$(\underline{\pi} | \underline{X}, \theta, \Delta, \underline{c}) = (\underline{\pi} | \underline{c}) \sim \text{Dirichlet}(\underline{\alpha}^{(c)} + \underline{n}^{(c)}) \quad (33)$$

$$\begin{aligned} (\underline{\theta}_{cd} | \underline{X}, \underline{\pi}, \Delta, \underline{c}) &= (\underline{\theta}_{cd} | \underline{r}_{c,\cdot,d}, \underline{c}, \underline{\delta}_c) \\ &\sim \text{Dirichlet}(\alpha^{(\theta)} \mathbf{1}_{R_{cd}} + \underline{n}_{cd}^{(\theta)}) \end{aligned} \quad (34)$$

$$\mathbf{1}_k := [1, \dots, 1]^\top \quad (35)$$

$$n_c^{(c)} := \sum_{i=0}^{n-1} I(c_i = c) \quad (36)$$

$$n_{cdr}^{(\theta)} := \sum_{i=0}^{n-1} I(r_{icd} = r, c_i = c) \quad (37)$$

Proof. The proof of this theorem is standard, following similar lines to traditional LCM. Details can be found in online Appendix B. \square

These posteriors are similar to traditional LCMs. For comparison see (53), (54), (55) in online Appendix B. This has an important consequence for homogeneous DLCMs. For a homogeneous domain structure let \mathbf{r} be a $n \times D$ matrix with rows $\mathbf{r}_{i,c=0}$. Conditional on this domain structure Δ , the homogeneous posteriors are equivalent to traditional LCM posteriors on \mathbf{r} in place of \mathbf{X} . In other words, for fixed Δ we transform \mathbf{X} into \mathbf{r} by coding locally dependent items into new single-item domain patterns. Then we apply a traditional LCM to this transformed dataset. Homogeneous DLCMs stochastically ‘search’ for a promising transformation of \mathbf{X} which supports good fit. Heterogeneous DLCMs further extend this idea allowing different classes to code responses differently.

8 Domain Prior

In this section we examine the prior distribution of the domain structure Δ . The support of Δ is subject to certain restrictions. Namely Δ is restricted by the identifiability conditions given by the Kruskal inequality (27) in Theorem 3. The other restrictions are discussed in the two subsections below. For simplicity, we start with the simplest case: homogeneous DLCMs.

8.1 Homogeneous Domain Prior

In homogeneous DLCMs every class has the same domains: $\underline{\delta}_c = \underline{\delta}_{c'}$ for all $c, c' \in \mathbb{Z}_C$. Therefore, we choose some representative class c and fully explain the domain structure Δ from $\underline{\delta}_c$. In this subsection, we introduce our homogeneous domain prior and show that it encourages parsimony by means of less complex domain structures.

Within the support, every choice of $\underline{\delta}_c \in \mathbb{Z}_D^J$ has equal prior probability. If we neglect restrictions for a moment, this prior has a certain interpretation. An individual item would

be equally likely to be in any of the D domains in class c . In this way, class c 's domains are analogous to J numbered balls (items) distributed randomly among D buckets (domains). We also have a restriction $\text{MaxItems} \in \{1, \dots, J\}$ which limits the greatest number of items which can be in any individual domain. Neither of these restrictions depend on the specific labeling of Δ , even in the heterogeneous case (see online Appendix C).

Although every allowable choice of $\underline{\delta}_c$ is equally likely, not every partition of items $\{J(c, d) : d \in \mathbb{Z}_D\}$ is equally likely. Consider the following example:

Example 7. Consider a homogeneous DLCM on $J = 2$ items. Neglect identifiability restrictions for simplicity. If $D = 1$, then the two items will always be in the same domain. If $D = 2$ then the items are equally likely to be put together in the same domain versus put into separate domains. Suppose we have more domains: $D = 20$. Then every choice of $(\delta_{0,0}, \delta_{0,1}) \in \mathbb{Z}_{20}^2$ is equally likely, but only 20/200 cases put both items in the same domain. Generally, the more domains D there are, the less likely a pair of items will appear in the same domain. \triangle

When we apply restrictions we reduce the support, and then scale up all probabilities by a common normalizing constant. In general we have the following prior probabilities:

Theorem 5. *For a homogeneous DLCM, suppose $P(\Delta) > 0$. Up to proportionality, the prior probability of class c 's domains is given by:*

$$P(\underline{\delta}_c) \propto 1 \tag{38}$$

$$P(\{J(c, d) : d \in \mathbb{Z}_D\}) \propto \frac{D!}{(D - |\mathcal{D}_c|)! D^J} \tag{39}$$

$$P(\{|J(c, d)| : d \in \mathbb{Z}_D\}) \propto \frac{J!}{\prod_{k=0}^{D-1} |J(c, d)|! \prod_{k=1}^J |\{d : |J(c, d)| = k\}|!} \frac{D!}{(D - |\mathcal{D}_c|)! D^J} \tag{40}$$

where $\mathcal{D}_c := \{d : |J(c, d)| > 0\}$ identifies the nonempty domains in class c .

Proof. Follows a standard combinatorial argument found in online Appendix C \square

From a practical standpoint, we want the simplest domain structures to have the highest prior probability. In the spirit of Occam's Razor, this would bias our DLCM towards the best-fitting parsimonious models. Generally speaking, the larger D the less likely any two items will end up in the same domain. We formalize this idea with the following corollary.

Corollary 4. *For any q and J , if D is such that:*

$$D \geq J + \frac{q}{2}J(J-1) - 1 \quad (41)$$

Then we have the following inequality:

$$P(\{|J(c, d)| : d \in \mathcal{D}_c\} = \{1, 1, \dots, 1\}) \geq qP(\{|J(c, d)| : d \in \mathcal{D}_c\} = \{2, 1, 1, \dots, 1\}) \quad (42)$$

If the terms of (42) are nonzero, then exact equality in (41) provides exact equality (42).

If D is large enough to satisfy (41) with $q = 1$, then the most likely value of $\{|J(\delta, c)| : \delta \in \mathcal{D}_c\}$ puts each item in its own separate domain. When every item is in its own domain, we have conditional independence and DLCM is equivalent to traditional LCM - the simplest form.

By default in our distributable package we use $q = 2$ and $D = J^2 - 1$. This makes our simplest form twice as likely as the next simplest. We use these defaults in both our simulations and real world applications described in Sections 10 and 11. We next employ a toy example to demonstrate how the aforementioned choice of defaults translates to the most common domain structures a priori.

Example 8. Suppose we have $J = 20$ binary items and set $D = J^2 - 1$. We fit with a homogeneous DLCM with $C = 3$ classes. The most common domain structures a priori are given in Table 4.

In this example, the only non-identifiable domain structures have fewer than three nonempty domains. These non-identifiable domain structures fail the Kruskal condition given in (27). If we chose $\underline{\delta}_c$ at random without restriction there would only be a 8×10^{-48} prior chance of choosing a non-identifiable domain structure. Finally, note that $\ln P(S_2)$ in Table 4 represents a penalty term towards simpler domain structures. \triangle

We have discussed that the domain prior prioritizes simpler domains for large D . Another key question is when we prefer one domain structure over another. Suppose we have two sets of parameters $\omega = (\underline{\pi}, \theta, \underline{\Delta})$ and $\omega' = (\underline{\pi}', \theta', \underline{\Delta}')$. Suppose domain structure $\underline{\Delta}'$ dominates $\underline{\Delta}$. We say $\underline{\Delta}'$ dominates $\underline{\Delta}$ if every domain $J(c, d)$ in $\underline{\Delta}$ is the subset of some domain $J'(c, d')$ in $\underline{\Delta}'$. As a consequence $\underline{\Delta}$ is a special case of $\underline{\Delta}'$. For any θ , there exists a Kronecker separable θ' where $\underline{X}_i|\omega' \stackrel{d}{=} \underline{X}_i|\omega$.

Most common domain structures in Example 8

$S_1 := \{ J(c, d) : d \in \mathcal{D}_c\}$	$P(S_1)$	# of $S_2 := \{J(c, d) : d \in \mathbb{Z}_D\}$	$\ln P(S_2)$
1x20	61.6%	1	-0.48
2,1x18	30.8%	190	-6.42
3,1x17	0.5%	1,140	-12.37
2,2,1x16	6.2%	14,535	-12.37
3,2,1x15	0.2%	155,040	-18.31
2,2,2,1x14	0.6%	581,400	-18.31
4,1x16	<0.1%	4,845	-18.31
...	<0.1%	...	≤ -24.26

Table 4: The most common domain structures with $J = 20$ binary items, and $D = J^2 - 1$. Let S_1 represent the size of each domain in a domain structure: $S_1 := \{|J(c, d)| : d \in \mathcal{D}_c\}$. Additionally let S_2 represent how items are partitioned: $S_2 := \{J(c, d) : d \in \mathbb{Z}_D\}$.

The prior also gives greater weight to simpler domain structures. We disallow Kronecker separability, but if θ' was almost Kronecker separable that would be allowed. There exists a Kronecker non-separable sequence θ'_t where $\underline{\mathbf{X}}_i|\omega'_t \xrightarrow{d} \underline{\mathbf{X}}_i|\omega$ on t . So we can choose ω'_t where $\underline{\mathbf{X}}_i|\omega'_t$ is asymptotically close to $\underline{\mathbf{X}}_i|\omega$. Since Δ' is formed by merging domains in Δ , we know that Δ' has smaller prior probability:

$$\frac{P(\{J(c, d) : d \in \mathbb{Z}_D\})}{P(\{J'(c, d) : d \in \mathbb{Z}_D\})} = \frac{D!}{(D - |\mathcal{D}_c|)!D^J} / \frac{D!}{(D - |\mathcal{D}'_c|)!D^J} \quad (43)$$

$$= \prod_{k=|\mathcal{D}'_c|}^{|\mathcal{D}_c|} (D - k). \quad (44)$$

This gives a strong bias towards the simpler model. As t gets large, ω'_t gets approximately Kronecker separable. In the fully Kronecker separable case where $\underline{\mathbf{X}}_i|\omega' \stackrel{d}{=} \underline{\mathbf{X}}_i|\omega$ we have the following ratio:

$$\frac{P(\underline{\mathbf{X}}, \underline{\theta}, \underline{\pi} = \underline{\pi}_0, \{J(c, d) : d \in \mathbb{Z}_D\})}{P(\underline{\mathbf{X}}, \underline{\theta}', \underline{\pi}' = \underline{\pi}_0, \{J'(c, d) : d \in \mathbb{Z}_D\})} = \frac{P(\theta)}{P(\theta')} \prod_{k=|\mathcal{D}'_c|}^{|\mathcal{D}_c|} (D - k). \quad (45)$$

For nearly any choice of Δ there is another Δ' which dominates it. Using near Kronecker

non-separability, for a given choice of $\omega = (\theta, \underline{\pi}, \Delta)$ there exists a $\omega' = (\theta', \underline{\pi}', \Delta')$ where $\underline{\mathbf{X}}_i|\omega' \stackrel{d}{\approx} \underline{\mathbf{X}}_i|\omega$. In other words, both choices fit the data almost equally well. This similar goodness of fit could pose a problem because we seek to choose between Δ and Δ' . However, since our Δ prior is biased towards simpler models, we would expect that the simpler model would be much more common than any single dominating Δ' . This is valuable because the simpler model eliminates unnecessary dependencies. In online Appendix C we provide a simulation study where we show that not all domain priors perform equally. We specifically compare against the prior proposed by Marbac et al. [2014].

8.2 Heterogenous Domain Prior

The prior for heterogeneous domain structures is constructed similarly. Consider a heterogeneous DLCM. Before applying restrictions, each $\underline{\delta}_c$ and $\underline{\delta}_{c'}$ are independent for $c \neq c'$. In other words, every $\Delta \in \mathbb{Z}_D^{J \times C}$ in the support has equal prior probability. When we apply restrictions we reduce the support and then scale up all probabilities by a normalizing constant. This implies that the probabilities of each $\underline{\delta}_c$ are proportional to the probabilities given without restriction. Therefore, within the support, the prior probability of Δ is equivalent to the product over each class of the probabilities given in Theorem 5.

In partially heterogeneous domain structures some, but not all, of the classes are restricted to have the same domains. More specifically, there is a hyperparameter $\underline{\mathcal{E}} \in \mathbb{Z}_C^C$. If $\mathcal{E}_c = \mathcal{E}_{c'}$ then classes c, c' have the same domains: $\delta_{jc} = \delta_{jc'} \forall j$. For each group of classes with the same domains, we choose a representative class c . Before applying restrictions, the domains $\underline{\delta}_c$ are independent. In this way the partially heterogeneous domain prior is analogous to the heterogeneous domain prior if you consider just the representative classes.

9 MCMC

In this section we discuss our algorithm to approximate the posterior distribution of our parameters $\omega|\mathbf{X}$. This is done by way of MCMC sampling with a Metropolis-Hastings within Gibbs sampler. This sampler generates `Maxltr` observations ostensibly from $\omega|\mathbf{X}$. We denote the t 'th iteration of the MCMC parameters as $\omega^{(t)} := (\underline{\pi}^{(t)}, \theta^{(t)}, \Delta^{(t)})$. The MCMC steps are as follows:

MCMC Steps

1. Use Metropolis-Hastings to sample $\Delta^{(t)}$. This step is repeated a specified number of times (`nDomainIters` times).
2. Sample $\theta^{(t)}$ with Gibbs using full conditional distribution as given in Theorem 4.
3. Sample $\underline{\pi}^{(t)}$ with Gibbs using full conditional distribution as given in Theorem 4.
4. Sample $\underline{c}^{(t)}$ with Gibbs using full conditional distribution as given in Theorem 4.

Increment t and return to step 1 and repeat until `MaxIter` iterations have been reached.

The Gibbs steps sample one parameter conditional on the others. For instance, the next value of $\theta^{(t+1)}$ is generated by the distribution of $\theta^{(t+1)} | \Delta^{(t)}, \underline{\pi}^{(t)}, \underline{c}^{(t)}, \mathbf{X}$ given in Theorem 4. For more information on Gibbs sampling see Gelfand [2000].

The Metropolis-Hastings step for the domain structure requires a dedicated discussion.

9.1 Domain Metropolis-Hastings Step

A Metropolis algorithm works roughly by proposing a new value of Δ . Depending on how likely the proposed value is, the algorithm will either stay at its current value or move to the new value with some probability. Chib and Greenberg [1995] provide some useful details.

Although our algorithm generates new values of $\Delta^{(t)}$, we do not care about the specific labelings of domains. The algorithm treats the domain labels strictly as an operational tool. Rather, we are interested in how items are partitioned into domains: $\{J(c, d) : c = c_0, d \in \mathcal{D}_{c_0}\}$. When we consider probabilities, for instance the prior probability of Δ , we consider the probability of the given partition rather than specific labeling of Δ .

Recall that the restriction $\underline{\mathbf{E}}$ forces certain classes to have the same values of $\underline{\delta}_c$. We loop through each group of equivalent classes, and run our Metropolis algorithm `nDomainIters` times for each group. By default we set `nDomainIters` = J in our models.

For a group of equivalent classes, fix some representative class c . We start by describing how a new value of Δ is proposed. We will take $\underline{\delta}_c^{(t)}$ and build a proposed $\underline{\delta}'_c$. First a nonempty domain $d_1 \in \mathcal{D}_c$ is chosen entirely at random. Next a second distinct domain (c, d_2) is chosen as follows. If $J(c, d_1)$ has only a single item, then $J(c, d_2)$ is chosen at random among nonempty domains.

If $J(c, d_1)$ contains multiple items, then $J(c, d_2)$ will be an empty domain with probability p_{empty} and a random nonempty domain with probability $1 - p_{\text{empty}}$. Since we are indifferent to the labeling of domains, when selecting an empty domain the first empty domain from $\mathbb{Z}_D - \mathcal{D}_c$ is chosen.

With domains (c, d_1) and (c, d_2) chosen, items are now mixed between these domains. Every item in $J(c, d_1) \cup J(c, d_2)$ is equally likely to end up in either domain, up to two restrictions. First, we require that the proposal changes the partitioning of items: $\{J(c, d_1), J(c, d_2)\}$. Second, we require that the **MaxItems** constraint is respected. If these conditions are not met, the items are randomly divided again until a valid proposal is reached. This swapping of items fully characterizes the proposed $\underline{\delta}'_c$.

For the chosen proposal we calculate the proportional probability of proposing $\underline{\delta}^{(t)} \rightarrow \underline{\delta}'$ and $\underline{\delta}' \rightarrow \underline{\delta}^{(t)}$. The calculations of these proposal probabilities can be found in online Appendix D.

Next we evaluate if Δ' is identifiable with respect to the Kruskal condition (27). If it is not identifiable then Δ' has zero prior probability, the proposal Δ' is rejected, and the domain structure does not change $\Delta^{(t+1)} = \Delta^{(t)}$.

From Theorem 3, we know that if the Kruskal inequality $M := \min(\kappa_0, C) + \min(\kappa_1, C) + \min(\kappa_2, C) \geq 2C + 2$ holds then we have generic identifiability. We evaluate this inequality by way of a greedy deterministic algorithm. We start with three empty partitions. Pooled domains are then taken one at a time and added (greedily) to the partition which incrementally maximizes the value of M . To ensure that the pooled domains are always evaluated in the same order, the pooled domain with the most number of patterns is processed first, and subsequent domains are processed in descending order. If after all pooled domains are processed $M < 2C + 2$ then Δ' is possibly non-identifiable and the proposal is rejected.

It is possible there is a different tripartition which permits the Kruskal inequality. However brute forcing every possible tripartition would be too expensive to evaluate. In fact, even if the Kruskal inequality did not hold for *any* tripartition, this does not eliminate the possibility that Δ' is generically identifiable. Theorem 3 provides sufficient rather than necessary conditions. By using this algorithm, we limit Δ to domain structures which we can easily verify are identifiable.

The remainder of the Δ Metropolis step proceeds as usual. Let p_f be the ‘forward’ probability of proposing $\Delta^{(t)} \rightarrow \Delta^{(t+1)}$, and p_b be the ‘backward’ probability of proposing $\Delta^{(t+1)} \rightarrow \Delta^{(t)}$.

We build the ratio:

$$a = \frac{P(\{J'(c, d) : d \in \mathcal{D}_{c_0}\})P(\mathbf{X}|\omega')}{P(\{J^{(t)}(c, d) : d \in \mathcal{D}_{c_0}\})P(\mathbf{X}|\omega^{(t)})} \frac{p_b}{p_f}. \quad (46)$$

With probability $\min\{a, 1\}$ we accept the proposal. That is, we generate a random value $u \sim \text{Uniform}(0, 1)$. If $u \leq a$, then $\delta^{(t+1)} = \delta'$. Otherwise if $u > a$, then $\delta^{(t+1)} = \delta^{(t)}$.

9.2 Heterogeneous and Partially Heterogeneous MCMC

Running MCMC on heterogeneous and partially heterogeneous domain structures require some special considerations.

When we fit a heterogeneous DLCM the first `nHomoltrs` warmup iterations are done with homogeneous domain restrictions. This is done to move the process to a good initial value of Δ before examining heterogeneity. By default we set `nHomoltrs` to 5% of the total iterations or 1,000 iterations, whichever is lower. Anecdotally we have found that these early homogeneous iterations help prevent the DLCM from getting stuck at local extrema. In particular, we found better recovery of truth (in simulation studies), and overall improved goodness of fit.

If poor starting conditions are given, partially heterogeneous DLCMs can be slow to converge to truth. Consider the following problematic example.

Example 9. Suppose we have three latent classes; the first two of which, in truth, have the same domains. Suppose our initial conditions correctly classify class membership \underline{c} , but incorrectly specify restriction $\underline{\mathbf{X}} = [0, 1, 1]^\top$. Here the last two classes are restricted to have the same domain structure rather than the first two. Since $\underline{\mathbf{X}}$ is fixed, this would need to be corrected by changing \underline{c} . Ideally, we would like to see is label swapping where the members of the first and third classes switch places. However in LCMs label swapping occurs infrequently and is generally undesired as it can cause inference problems. \triangle

In real world applications we suggest the following procedure for fitting partially heterogeneous DLCMs. First, fit a fully heterogeneous DLCM. Second, hypothesize which classes should have the same domains. Third, fit a partially heterogeneous DLCM with classes \underline{c} seeded from the last model.

One avenue of future research is allowing the order of $\underline{\mathbf{X}}$ to be stochastic. This would allow label swapping in $\underline{\mathbf{X}}$ and potentially prevent the problems describe in Example 9.

10 Simulation Studies

We conducted Monte Carlo simulation studies to validate the accuracy of the proposed DLCM algorithms. Here, we will generate random datasets following a specific distribution. Then we see how well our models recover the true underlying distribution.

We considered three types of datasets. In the first case *Traditional Data*, we generate data following the distribution of a traditional LCM. All items are conditionally independent given latent classes. The goal of the first simulation is to demonstrate that the DLCM accurately recovers conditionally independent domain structures. In the second case *Homogeneous Data*, we generate data following the distribution of a homogeneous DLCM. Conditional dependence appears, but it is the same across classes. In the third case *Heterogeneous Data*, we generate data following the distribution of a heterogeneous DLCM. Conditional dependence exists and differs across classes. For simplicity these simulations use Bernoulli data. In Section 11.3 we provide a real world example of DLCMs on polytomous data.

Within each of the three scenarios, we generate data of different sample sizes. We generate 100 datasets for each sample size $n \in \{100, 200, 300, 400, 500, 1000\}$. For the largest sample size $n = 1000$ we fit 15 different models to each of the 100 datasets. We fit traditional LCM with $C \in \{1, \dots, 5\}$ classes, homogeneous DLCM with $C \in \{1, \dots, 5\}$ classes, and heterogeneous DLCM with $C \in \{1, \dots, 5\}$ classes for a total of 15 models. For smaller sample sizes we fit three models. There is one traditional LCM, one homogeneous DLCM, and one heterogeneous DLCM each with $C = 2$ classes.

When fitting any of these models we use the following specifications. Initial class membership is done by choosing C random centers, and classifying each subject to the closest center based on L_1 distance. The first center is chosen at random from the unique rows of \mathbf{X} . Subsequent centers are chosen one at a time to be the farthest point from previously chosen centers. This is an attempt to overdispers the starting classes. We fit with a single MCMC chain with 1,000 warmup iterations followed by 5,000 main iterations. The hyperparameters we use are: $\underline{\alpha}^{(c)} = 1$,

$\alpha^{(\theta)} = 1$, $D = J^2 - 1$, $p_{\text{empty}} = 0.3$, $\text{nDomainItrs} = J$, $\text{MaxItrs} = 10$. For heterogeneous DLCM we set $\text{nHomoltrs} = 300$.

Let $\omega^{(s,t)}$ be the parameter values from the t 'th MCMC iteration of the s 'th simulated dataset. Let $\hat{\Delta}^{(s)}$ be the most common posterior domain structure in the s 'th simulation. We consider the following metrics for domain accuracy:

- *Mode Accuracy.* In what percent of simulated datasets did the mode posterior domain structure $\hat{\Delta}^{(s)}$ equal the true domain structure?
- *Within-Chain Accuracy.* Within a given simulation, what percent of MCMC iterations did $\Delta^{(s,t)}$ equal the true domain structure?
- *Within Chain Concentration.* Within a given simulation, build the following ratio. Divide the number of iterations where $\Delta^{(s,t)}$ equalled the true domain structure by the number of iterations for the overall second most common domain structure. If this ratio is $\gg 1$ then the true domain structure is much more common than the next most frequent domain structure.

We also have the following metrics for model fit:

- *LPPD.* The log pointwise predictive density (LPPD) measures the predictive accuracy of the model (Gelman et al. [2013]). This serves a similar purpose to log likelihood in frequentist models. LPPD of the s 'th simulation is:

$$\text{LPPD}_s = \sum_{i=1}^n \ln \left(\frac{1}{\text{nItr}} \sum_{t=1}^{\text{nItr}} P(\underline{\mathbf{X}}_i | \omega^{(s,t)}) \right) \quad (47)$$

- *WAIC Penalty.* The Watanabe-Akaike information criterion (WAIC) penalty measures model complexity (Gelman et al. [2013]). The WAIC penalty for the s 'th simulation is:

$$\begin{aligned} \text{WAIC Penalty}_s = 2 \sum_{i=1}^n \left[\ln \left(\frac{1}{\text{nItr}} \sum_{t=1}^{\text{nItr}} P(\underline{\mathbf{X}}_i | \omega^{(s,t)}) \right) \right. \\ \left. - \frac{1}{\text{nItr}} \sum_{t=1}^{\text{nItr}} \ln P(\underline{\mathbf{X}}_i | \omega^{(s,t)}) \right] \quad (48) \end{aligned}$$

- *WAIC*. The Watanabe-Akaike information criterion (WAIC) is a measure of goodness of fit. It starts with a measure of model accuracy then penalizes model complexity. The WAIC can be thought of as an approximation of leave one out cross validation (Gelman et al. [2013]). The lower the WAIC the better. For the s 'th simulation, the WAIC is:

$$\text{WAIC}_s = -2\text{LPPD}_s + 2\text{WAIC Penalty}_s \quad (49)$$

- *Times chosen as min WAIC*. For each simulation, identify which fitted model optimizes (minimizes) WAIC. In how many simulations was this model chosen as best?

10.1 Simulation Study # 1: Traditional Data

Suppose our data was generated by a traditional LCM. Does the DLCM correctly identify the traditional structure?

We generated artificial datasets with $J = 24$ Bernouli items. The responses were derived from two equally sized classes with response probabilities given in Table 5.

The results in Table 6 demonstrate that the goodness of fit is very similar between all three models. Consequently, the more complex homogeneous and hetergeneous DLCMs do not tend to overfit the data. When fit on a sample size of $n = 1000$, all three models correctly chose two classes 100/100 times. Among $C = 2$ class fits, both homogeneous and heterogeneous DLCM correctly identify the true domain structure more than 94% of the time. See Table 7. In short, the homogeneous and heterogeneous DLCMs provide a fit comparable to traditional LCM and do a good job recovering that all items are conditionally independent.

$$P(X_{ij} = 1|c_i)$$

Items	Class 0	Class 1
0, 6, 12, 18	0.2	0.8
1, 7, 13, 19	0.8	0.2
2, 8, 14, 20	0.2	0.5
3, 9, 15, 21	0.8	0.8
4, 10, 16, 22	0.2	0.2
5, 11, 17, 23	0.8	0.5

Table 5: Traditional Data Simulation. True underlying conditional probabilities.

WAIC: Average [10%, 90%]				Times chosen as min WAIC			
nclass	Traditional LCM	Homogeneous DLCM	Heterogeneous DLCM	nclass	Trad	Homo	Het
1	27,476 [27,310 ; 27,623]	25,831 [25,590 ; 26,031]	25,810 [25,602 ; 26,021]	1	0	0	0
2	24,900 [24,662 ; 25,059]	24,900 [24,662 ; 25,060]	24,900 [24,663 ; 25,059]	2	70	22	8
3	24,946 [24,707 ; 25,109]	24,947 [24,706 ; 25,112]	24,946 [24,707 ; 25,109]	3	0	0	0
4	24,968 [24,724 ; 25,136]	24,968 [24,726 ; 25,131]	24,967 [24,725 ; 25,132]	4	0	0	0
5	24,982 [24,743 ; 25,151]	24,982 [24,737 ; 25,151]	24,981 [24,741 ; 25,148]	5	0	0	0

Table 6: Traditional Data Simulation. Sample size of n=1000 in these simulations.

Domain Structure Accuracy							
Homogeneous DLCM				Heterogeneous DLCM			
n	Mode Accuracy	Within-Chain Accuracy Mean [10%, 90%]	Within-Chain Concentr. Mean [10%, 90%]	n	Mode Accuracy	Within-Chain Accuracy Mean [10%, 90%]	Within-Chain Concentr. Mean [10%, 90%]
100	0.96	0.682 [0.511; 0.789]	25.1 [2.2; 54.3]	100	0.93	0.418 [0.250; 0.516]	15.9 [2.2; 31.9]
200	0.96	0.774 [0.618; 0.875]	36.0 [3.5; 78.0]	200	0.94	0.484 [0.370; 0.575]	17.0 [2.2; 34.6]
300	0.97	0.828 [0.724; 0.902]	54.0 [6.6; 118.9]	300	0.97	0.547 [0.447; 0.622]	22.7 [4.8; 46.4]
400	1.00	0.867 [0.769; 0.925]	66.7 [7.7; 147.1]	400	0.97	0.574 [0.442; 0.659]	23.1 [3.7; 44.7]
500	0.99	0.883 [0.809; 0.939]	71.7 [9.6; 173.1]	500	0.99	0.611 [0.494; 0.691]	27.4 [4.0; 62.5]
1000	1.00	0.936 [0.903; 0.965]	132.2 [19.5; 281.7]	1000	1.00	0.697 [0.579; 0.770]	33.8 [4.8; 72.6]

Table 7: Traditional Data Simulation. Each models here fit with $c = 2$ classes.

10.2 Simulation Study # 2: Homogeneous Data

Suppose our data was generated by a homogeneous DLCM. Do our DLCM models identify the correct conditional dependence structure?

We generated artificial datasets with $J = 24$ Bernouli items. The responses were derived from two equally sized classes with response probabilities given in Tables 8 and 9. Both classes have the domains $\{Q0, Q1, Q2\}$, $\{Q3, Q4\}$ and $\{Q5, Q6\}$. The domains are heavily concentrated towards all questions in the same domain being true (1) or false (0). The remaining questions $Q7 - Q24$ have no conditional dependence.

Both homogeneous and heterogeneous DLCMs represent an improvement versus traditional LCM. Out of 100 datasets, homogeneous DLCM was picked as the best WAIC 66 times, heterogeneous DLCM was chosen as the best 34 times, and traditional LCM was chosen as the best zero times. See Table 10.

When fit on a sample size of $n = 1000$, homogeneous and heterogeneous DLCMs correctly chose $C = 2$ latent classes 100/100 and 97/100 times respectively. Traditional LCM favored five or more latent classes in 97 of 100 simulations.

Table 11 demonstrates that when fit with two classes, homogeneous DLCM correctly recovered the domain structure $\geq 95\%$ of the time. With a sample size of $n \geq 300$, heterogeneous DLCM correctly recovered the domain structure $\geq 90\%$ of the time.

In summary, both homogeneous and heterogeneous DLCMs gave good recovery of the domain structure and represented an improvement compared to traditional LCM. Heterogeneous DLCM required larger samples sizes owing to its increased complexity.

Items	$P(X_{ij} = 1 c_i)$	
	Class 0	Class 1
Q1, Q2, Q3	0.64	0.36
Q3, Q4 ,Q5, Q6	0.65	0.35
Q7, Q13, Q19	0.8	0.2
Q8, Q14, Q20	0.2	0.8
Q9, Q15, Q21	0.8	0.5
Q10, Q16, Q22	0.2	0.2
Q11, Q17, Q23	0.8	0.8
Q12, Q18, Q24	0.2	0.5

Table 8: True marginal probabilities for each item

Pattern Probabilities

Domain $\{Q0, Q1, Q2\}$

Q0	Q1	Q2	Class 0	Class 1
0	0	0	0.30	0.40
1	0	0	0.30	0.03
0	1	0	0.02	0.03
1	1	0	0.02	0.03
0	0	1	0.02	0.03
1	0	1	0.02	0.03
0	1	1	0.02	0.03
1	1	1	0.30	0.40

Domain $\{Q3, Q4\}$

Q3	Q4		
0	0	0.30	0.60
1	0	0.05	0.05
0	1	0.05	0.05
1	1	0.60	0.30

Domain $\{Q5, Q6\}$

Q5	Q6		
0	0	0.30	0.60
1	0	0.05	0.05
0	1	0.05	0.05
1	1	0.60	0.30

Table 9: True conditional probabilities for domains $\{Q0, Q1, Q2\}$, $\{Q3, Q4\}$, and $\{Q5, Q6\}$.

WAIC: Average [10%, 90%]				Times chosen as min WAIC			
nclass	Traditional LCM	Homogeneous DLCM	Heterogeneous DLCM	nclass	Trad	Homo	Het
1	29,749 [29,608 ; 29,875]	26,015 [25,821 ; 26,196]	26,014 [25,822 ; 26,193]	1	0	0	0
2	27,637 [27,469 ; 27,824]	25,222 [25,032 ; 25,403]	25,222 [25,032 ; 25,404]	2	0	66	34
3	27,076 [26,864 ; 27,320]	25,256 [25,064 ; 25,447]	25,262 [25,071 ; 25,447]	3	0	0	0
4	26,677 [26,443 ; 26,938]	25,269 [25,074 ; 25,463]	25,275 [25,078 ; 25,467]	4	0	0	0
5	26,432 [26,193 ; 26,666]	25,296 [25,089 ; 25,473]	25,300 [25,100 ; 25,480]	5	0	0	0

Table 10: Sample size of n=1000 in these simulations.

Domain Structure Accuracy							
Homogeneous DLCM				Heterogeneous DLCM			
n	Mode Accuracy	Within-Chain Accuracy Mean [10%, 90%]	Within-Chain Concentr. Mean [10%, 90%]	n	Mode Accuracy	Within-Chain Accuracy Mean [10%, 90%]	Within-Chain Concentr. Mean [10%, 90%]
100	0.97	0.804 [0.650; 0.885]	43.3 [4.2; 90.4]	100	0.07	0.049 [0.000; 0.128]	0.6 [0.0; 1.0]
200	1.00	0.887 [0.836; 0.932]	62.6 [11.4; 132.8]	200	0.51	0.353 [0.011; 0.714]	9.0 [0.3; 24.2]
300	0.99	0.903 [0.861; 0.953]	81.4 [12.3; 168.0]	300	0.88	0.626 [0.265; 0.775]	24.8 [1.0; 61.7]
400	0.99	0.920 [0.868; 0.965]	102.7 [11.0; 229.9]	400	0.96	0.719 [0.613; 0.801]	34.9 [5.1; 76.9]
500	0.99	0.928 [0.871; 0.971]	131.2 [14.2; 289.9]	500	0.95	0.734 [0.669; 0.819]	38.4 [6.5; 76.7]
1000	1.00	0.970 [0.955; 0.987]	244.3 [47.0; 548.0]	1000	1.00	0.829 [0.759; 0.883]	62.4 [9.1; 132.3]

Table 11: Each models here fit with $c = 2$ classes.

10.3 Simulation Study # 3: Heterogeneous Data

Suppose our data was generated by a heterogeneous DLCM. Does our DLCM model correctly identify the conditional dependence structure?

We generated artificial datasets with $J = 11$ Bernouli items. The responses were derived from two equally sized classes with response probabilities given in Tables 12 and 13. The first class has domain $\{Q0, Q1, Q2\}$. The second class has domain $\{Q2, Q3, Q4\}$. The domains are structured so that if you respond positively (1) to one question you are unlikely to respond positively to the other two questions.

The heterogenous DLCM represents an improvement versus the other models. When fit with $n = 1000$ subjects, the heterogeneous DLCM was chosen as the best model in 98/100 cases based on WAIC. Homogeneous DLCM was chosen 2/100 times, and traditional LCM was chosen not at all. See Table 15.

When fit with $n = 1000$ subjects, our heterogenous model correctly chose two classes 70/100 times. In 91/100 of datasets, homogeneous DLCM fit best with three or more classes. Traditional LCM fit best with five or more classes in 100/100 datasets.

With $C = 2$ classes, heterogeneous DLCM correctly identified the true domain structure $\geq 86\%$ of the time when the sample size was $n \geq 200$. See Table 15.

In summary, heterogeneous data is especially complicated to fit requiring larger sample sizes. Heterogeneous DLCM represents good recovery of the domain structure and improved goodness of fit.

$P(X_{ij} = 1 c_i)$		
Items	Class 0	Class 1
Q0	-	0.5
Q1	-	0.5
Q2	-	-
Q3	0.8	-
Q4	0.2	-
Q6	0.5	0.2
Q7	0.2	0.8
Q8	0.8	0.2
Q9	0.5	0.8
Q10	0.2	0.2
Q11	0.8	0.8

Table 12: Heterogeneous Simulation. True conditional probabilities for single-item domains

Domains:			
Class 0 $\{Q0, Q1, Q2\}$			
Class 1 $\{Q2, Q3, Q4\}$			
1st Question	2nd Question	3rd Question	Probability
Value of $J_{(1)}(c, d)$	Value of $J_{(2)}(c, d)$	Value of $J_{(3)}(c, d)$	
0	0	0	0.02
1	0	0	0.30
0	1	0	0.30
0	0	1	0.30
1	1	0	0.02
1	0	1	0.02
0	1	1	0.02
1	1	1	0.02
Total:			1.00

Table 13: Heterogeneous Simulation. True conditional probabilities for domains $J(c = 0, d_0) = \{Q0, Q1, Q2\}$ and $J(c = 1, d_1) = \{Q2, Q3, Q4\}$

WAIC: Average [10%, 90%]				Times chosen as min WAIC			
nclass	Traditional LCM	Homogeneous DLCM	Heterogeneous DLCM	nclass	Trad	Homo	Het
1	11,966 [11,893 ; 12,046]	10,977 [10,855 ; 11,082]	10,977 [10,855 ; 11,081]	1	0	0	0
2	11,555 [11,456 ; 11,630]	10,829 [10,678 ; 10,966]	10,782 [10,654 ; 10,907]	2	0	0	73
3	11,391 [11,276 ; 11,483]	10,811 [10,685 ; 10,937]	10,779 [10,661 ; 10,898]	3	0	1	22
4	11,191 [11,063 ; 11,293]	10,790 [10,676 ; 10,900]	10,777 [10,661 ; 10,887]	4	0	1	2
5	11,012 [10,895 ; 11,121]	10,788 [10,667 ; 10,903]	10,780 [10,664 ; 10,886]	5	0	0	1

Table 14: Heterogeneous Simulation, goodness of fit. Sample size of n=1000 in these simulations.

Domain Structure Accuracy

Heterogeneous DLCM

n	Mode	Within-Chain Accuracy	Within-Chain Concentr.
	Accuracy	Mean [10%, 90%]	Mean [10%, 90%]
100	0.7	0.418 [0.068; 0.717]	10.4 [0.6; 33.8]
200	0.96	0.680 [0.466; 0.787]	24.4 [2.6; 47.0]
300	0.9	0.656 [0.285; 0.817]	23.7 [1.1; 53.7]
400	0.9	0.674 [0.340; 0.832]	23.2 [1.1; 45.3]
500	0.86	0.650 [0.000; 0.843]	27.8 [0.0; 71.6]
1000	0.83	0.673 [0.000; 0.881]	29.1 [0.0; 79.5]

Table 15: Heterogeneous Simulation, domain Accuracy. These simulations used $C = 2$ classes.

11 Real World Applications

In this section we illustrate the effectiveness of DLCMs in three real world examples. We consider applications for datasets related to issues in education, pediatric health, and adolescent sociology. The education application examines pre-post testing and highlights how DLCMs can identify local dependence between two time-points. The pediatric medical application examines a time series and highlights how DLCMs can identify local dependence within each time-point. Finally the sociological example contains overlapping questions and highlights how DLCMs can identify structural zeros.

We fit the DLCMs to each application dataset with four chains, 2,000 warmup iterations, 10,000 main iterations, and $\text{nHomoltrs} = 600$. Otherwise these examples were executed with the same hyperparameters as the simulation studies.

To measure MCMC convergence we use the Gelman-Rubin statistic. We jointly measure the convergence of class probabilities $\boldsymbol{\pi}^{(t)}$, marginalized item probabilities $P(X_{ij}|c_i = c, \omega^{(t)})$, and log-likelihood $\ln P(\mathbf{X}|\omega^{(t)})$.

11.1 Education Application

In this experiment, participants' skill with probability theory was assessed. The study followed a pre-post design. First, participants are given a 12-question pre-test (questions B101-B112). Then participants were randomly given one of two treatments. Finally, participants are given a 12-question post-test with matched items (B201-B212). Each post-test question mirrored a pre-test question with slightly different numbers or labels. For example, B105 from the pre-test matches with B205 in the post-test. All questions are listed in online Appendix E. This data was collected by Anselmi, et al. (2010) and is freely available in the 'pks' R package [Heller and Wickelmaier, 2013]. For each question we examined the Bernouli responses: 1 for correct and 0 for incorrect.

Subjects were eliminated if they responded too quickly, responded too slowly, or did not answer every question. This left $n = 345$ participants considered. Both treatments were assessed within the same latent class model without differentiation. A potential goal was to find relationships between our latent classes and the treatments.

When models were compared, the homogeneous DLCM performed best (Figure 3). In Table 16 we see that the homogeneous DLCM has both a higher likelihood (LPPD) and smaller model complexity (WAIC penalty) compared to the traditional model. The three class homogeneous DLCM shows good MCMC convergence with a multivariate Gelman-Rubin statistic of 1.02.

The homogeneous DLCM fits well with three classes. There are proficient students (80% of participants), beginners (17%), and students who performed worse in their post-test than their pre-test (3%). For conditional probabilities see Table 18. Each latent class has a roughly even amount of subjects from each treatment (online Appendix E). Thus, there is not a large effect size between our latent classes and these treatments.

Table 17 reports the most frequently visited domain structures and Figure 4 describes the single most common domain structure. The mode domain structure contains three pairs of pre/post items: {b105,b205}; {b108,b208}, {b109,b209}. For these paired items, the participants typically got a pair both right or both wrong (Table 19). The homogeneous DLCM also grouped some pre-test items which were especially difficult: {b104,b110,b111,b112}. In this domain participants have heavy concentrations on ‘all right’ and ‘all wrong’, possibly owing to the skill level needed to solve these problems (Figure 5, Table 20).

Some pairs of questions were not put into the same domain. These are typically easier questions where participants are likely to answer correctly. When probabilities are close to one or zero, local independence can provide an adequate approximation even if items are linked. Suppose we have two perfectly dependent questions A, B . In the worst case of $P(A = B = 1) = P(A = B = 0) = 0.5$ the local independence would provide a poor approximation. However if $P(A = B = 1) = 1 - P(A = B = 0) = 0.99$ then independence may provide an adequate approximation. Under independence with $P(A = 1) = P(B = 1) = 0.99$, we have $P(A = B) = 98\%$ with only a 2% ‘defect’ rate. This gives some indication why easier questions were less likely to be grouped.

Compared to a traditional model, the homogeneous DLCM produced both a simpler and more accurate fit. The homogeneous DLCM was able to identify paired questions in the pre-post design and incorporate their conditional dependence into its model.

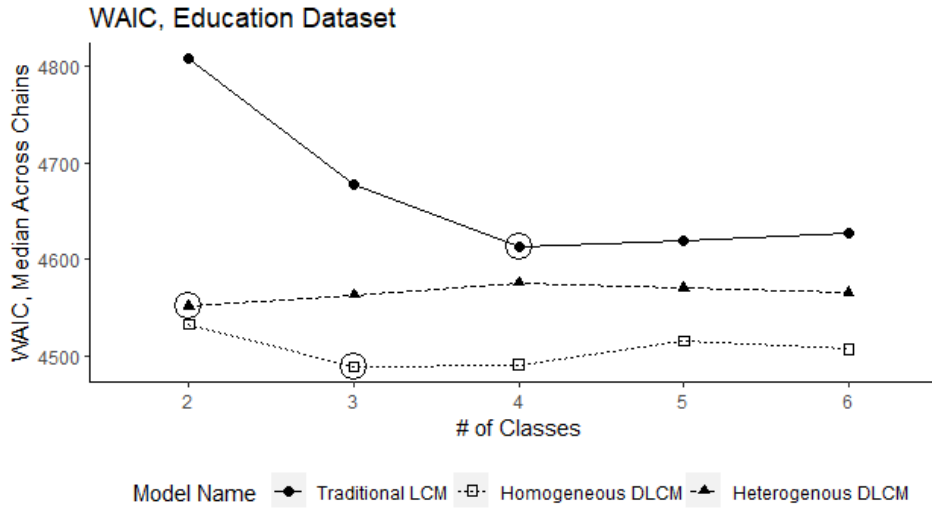


Figure 3: Education Application. Median goodness of fit of different models. Asterisks (*) indicate the top model by type.

Model Name	# of Classes	LPPD	WAIC Penalty	WAIC
Traditional LCM	4	-2,220	87.2	4,614
Homogeneous DLCM	3	-2,156	88.8	4,489
Heterogenous DLCM	2	-2,205	70.7	4,552

Table 16: Education Application. Best models by type.

Domains ({Domain1}; {Domain2}; ...)	% of Iterations
{b104,b110,b111,b112}; {b105,b205}; {b108,b208}; {b109,b209}	83.6%
{b104,b110,b111}; {b105,b205}; {b108,b208}; {b109,b209}	5.0%
{b105,b205}; {b108,b208}; {b109,b209}	3.1%

Table 17: Education Application. Most Common Homogeneous Domain Structures.

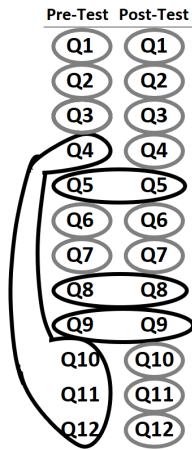


Figure 4: Education Application. Visualization of most common homogeneous domain structure

Domain {b104,b110,b111,b112}						
# of Correct Items	0	1	2	3	4 Total	
Class 0 'Proficient'						
With Domain	4.7%	4.7%	14.6%	28.4%	47.6%	100%
Under Independence	0.2%	3.3%	18.5%	43.0%	35.0%	100%
Class 1 'Beginners'						
With Domain	42.4%	15.9%	20.5%	18.7%	2.4%	100.0%
Under Independence	22.6%	41.4%	27.4%	7.8%	0.8%	100.0%
Class 2 'Pre > Post'						
With Domain	32.0%	18.0%	26.8%	19.4%	3.9%	100.0%
Under Independence	16.4%	37.5%	32.1%	12.2%	1.7%	100.0%

Figure 5: Education application with homogeneous DLCM. Conditionally independent and conditionally dependent probabilities are compared. Independence probabilities are found by marginalizing the probability of each item and taking the product.

Question	Class 0		Class 1		Class 2	
	'Proficient'		'Beginners'		'Pre >Post'	
	Pre-Test	Post-Test	Pre	Post	Pre	Post
01	94%	97%	69%	91%	73%	41%
02	98%	99%	89%	97%	82%	26%
03	96%	98%	81%	81%	60%	10%
04	89%	98%	42%	44%	39%	9%
05	88%	90%	62%	69%	71%	38%
06	97%	97%	73%	83%	60%	25%
07	93%	99%	79%	90%	76%	26%
08	95%	96%	85%	88%	74%	45%
09	79%	85%	45%	48%	40%	17%
10	75%	95%	26%	28%	35%	10%
11	67%	84%	27%	26%	35%	14%
12	78%	91%	28%	31%	37%	17%

Table 18: Education Application. Marginal probabilities of each item under a homogeneous DLCM.

Conditional Probability	Class 0	Class 1	Class 2
	'Proficient'	'Beginners'	'Pre >Post'
Domain {B105,B205}:			
B205 Correct B105 Correct	94%	84%	43%
B205 Correct B105 Mistake	61%	44%	25%
Domain {B108,B208}:			
B208 Correct B108 Correct	99%	90%	45%
B208 Correct B108 Mistake	45%	75%	47%
Domain {B109,B209}:			
B209 Correct B109 Correct	96%	69%	25%
B209 Correct B109 Mistake	43%	31%	12%

Table 19: Education Application. Conditional probability of paired items.

Domain: $\{b104, b110, b111, b112\}$				Pattern Probabilities		
B104	B110	B111	B112	Class 0	Class 1	Class 2
				'Proficient'	'Beginners'	'Pre >Post'
Mistake	Mistake	Mistake	Mistake	4.7%	42.4%	32.0%
Correct	Mistake	Mistake	Mistake	2.9%	9.1%	3.9%
Mistake	Correct	Mistake	Mistake	0.3%	2.8%	3.8%
Correct	Correct	Mistake	Mistake	4.3%	4.5%	3.9%
Mistake	Mistake	Correct	Mistake	0.5%	2.1%	3.8%
Correct	Mistake	Correct	Mistake	2.4%	4.1%	3.8%
Mistake	Correct	Correct	Mistake	0.8%	2.2%	3.9%
Correct	Correct	Correct	Mistake	6.2%	5.2%	7.8%
Mistake	Mistake	Mistake	Correct	1.0%	1.9%	6.5%
Correct	Mistake	Mistake	Correct	6.3%	4.9%	7.6%
Mistake	Correct	Mistake	Correct	0.4%	2.5%	3.8%
Correct	Correct	Mistake	Correct	13.4%	5.1%	3.9%
Mistake	Mistake	Correct	Correct	0.4%	2.4%	3.8%
Correct	Mistake	Correct	Correct	6.5%	6.8%	3.8%
Mistake	Correct	Correct	Correct	2.3%	1.6%	3.8%
Correct	Correct	Correct	Correct	47.6%	2.4%	3.9%
Total				100%	100%	100%

Table 20: Education Application. Conditional probabilities of four-item domain.

11.2 Medical Application

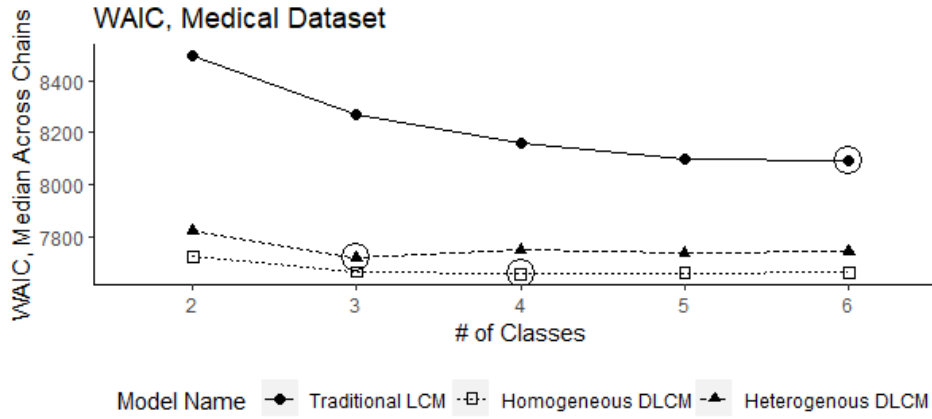
This application is drawn from a Childhood Prevention Study (CAPS) by Mahrshahi et al. [2001] (available in the R randomLCA package). This is a longitudinal study which investigated children originally under two years of age. Every six months for two years these children were tracked for nighttime coughing, wheezing, itchy rashes, and flexural dermatitis. This creates four time periods where we indicate the absence (0) or presence (1) of each symptom. We removed any observations with missing data leaving $n = 533$ subjects.

When models were compared, a homogeneous DLCM fit best (Figure 11.2). The homogeneous DLCM was effective with four classes. Traditional LCM performed worst requiring six or more classes. The homogeneous DLCM has both less model complexity and improved fit compared to the traditional model (Table 21). For the four class homogeneous model, we increased the number of iterations to 50,000 and corrected for label switching (details in online Appendix F). With these adjustments, we have adequate convergence with a multivariate Gelman-Rubin statistic of < 1.01 .

Homogeneous DLCM provides four classes: bad lungs (30% of subjects), bad all symptoms (14%), bad skin (16%), and good all symptoms (40%). Symptoms generally improve as time goes on. See Table 23 for symptom prevalence within each class.

The most common domain structure can be found in Table 22 and Figure 7. This domain structure pairs related symptoms for the same visit. The two lung issues are related: nighttime coughing and wheezing. If you do not have a night-cough you are unlikely to have wheezing. Similarly, the two skin issues are related: itchy rashes and flexural dermatitis. If you do not have an itchy-rash you are unlikely to have flexural dermatitis. See Table 24 for details.

Overall, the homogeneous model was able to produce a simpler and more accurate model compared to the traditional LCM. In the context of longitudinal data, the homogenous DLCM was able to identify dependence between questions at the same time-point.



WAIC	2	3	4	5	6
Traditional LCM	8,498	8,270	8,158	8,099	*8,094
Homogeneous DLCM	7,722	7,663	*7,655	7,660	7,661
Heterogenous DLCM	7,820	*7,716	7,747	7,737	7,740

Figure 6: Medical Application. Goodness of fit for evaluated models. Asterisks (*) indicate the top model by type.

Model Name	# of Classes	LPPD	WAIC Penalty	WAIC
Traditional LCM	6	-3,905	143	8,094
Homogeneous DLCM	4	-3,736	91.5	7,655
Heterogenous DLCM	3	-3,771	87.3	7,716

Table 21: Medical Application. Goodness of fit for top models.

Domains	% of Iterations
{IR.1,FD.1}; {IR.2,FD.2}; {IR.3,FD.3}; {IR.4,FD.4}; {NC.1,W.1}; {NC.3,W.3}; {NC.4,W.4};	83.7%
{IR.1,FD.1}; {IR.2,FD.2}; {IR.3,FD.3}; {IR.4,FD.4}; {NC.1,W.1}; {NC.2,W.2}; {NC.3,W.3}; {NC.4,W.4}	16.2%
{IR.1,FD.1}; {IR.2,FD.2}; {IR.3,FD.3}; {IR.4,FD.4}; {NC.2,W.2}; {NC.3,W.3}; {NC.4,W.4}	0.1%

Table 22: Medical Application. Most Common Homogeneous Domains. NC=NightCough, W=Wheeze, IR=ItchyRash, FD=FlexDerma.

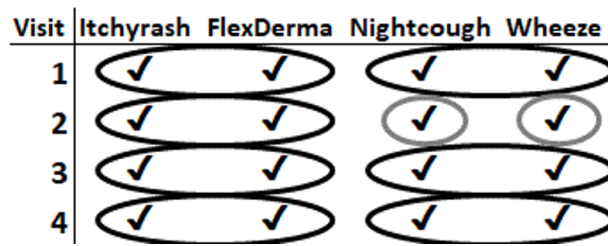


Figure 7: Medical Application. Visualization of most common domain structure.

Symptom	Class 0	Class 1	Class 2	Class 3
Time	‘Bad Lungs’	‘Bad All’	‘Bad Skin’	‘Good All’
FlexDerma				
1	15%	51%	75%	15%
2	11%	58%	67%	15%
3	4%	43%	45%	10%
4	6%	41%	31%	7%
Itchy rash				
1	23%	76%	83%	24%
2	25%	73%	83%	19%
3	5%	71%	64%	14%
4	7%	61%	60%	14%
Nightcough				
1	76%	74%	50%	35%
2	90%	86%	48%	39%
3	59%	65%	42%	31%
4	54%	63%	48%	19%
Wheeze				
1	53%	66%	30%	25%
2	63%	82%	16%	13%
3	37%	54%	18%	9%
4	28%	46%	23%	3%

Table 23: Medical Application. Marginal probabilities for homogeneous DLCM

Question 1	Yes	Yes	No	No	Total
Question 2	Yes	No	Yes	No	
Nightcough.1; Wheeze.1					
Class 0: Bad Lungs	47%	28%	6%	18%	100%
Class 1: Bad All	56%	18%	10%	16%	100%
Class 2: Bad Skin	19%	31%	11%	39%	100%
Class 3: Good All	14%	21%	11%	54%	100%
Nightcough.3; Wheeze.3					
Class 0: Bad Lungs	26%	33%	11%	30%	100%
Class 1: Bad All	46%	19%	8%	27%	100%
Class 2: Bad Skin	13%	29%	5%	53%	100%
Class 3: Good All	7%	23%	2%	67%	100%
Nightcough.4; Wheeze.4					
Class 0: Bad Lungs	24%	29%	4%	42%	100%
Class 1: Bad All	35%	27%	11%	27%	100%
Class 2: Bad Skin	17%	31%	5%	47%	100%
Class 3: Good All	2%	17%	1%	81%	100%
Itchy rash.1; FlexDerma.1					
Class 0: Bad Lungs	12%	11%	3%	74%	100%
Class 1: Bad All	48%	28%	3%	21%	100%
Class 2: Bad Skin	72%	11%	4%	14%	100%
Class 3: Good All	14%	10%	1%	75%	100%
Itchy rash.2; FlexDerma.2					
Class 0: Bad Lungs	9%	16%	1%	73%	100%
Class 1: Bad All	57%	16%	2%	25%	100%
Class 2: Bad Skin	62%	21%	4%	13%	100%
Class 3: Good All	11%	7%	3%	78%	100%
Itchy rash.3; FlexDerma.3					
Class 0: Bad Lungs	2%	3%	1%	94%	100%
Class 1: Bad All	41%	30%	2%	27%	100%
Class 2: Bad Skin	41%	24%	4%	31%	100%
Class 3: Good All	7%	7%	3%	83%	100%
Itchy rash.4; FlexDerma.4					
Class 0: Bad Lungs	2%	5%	3%	89%	100%
Class 1: Bad All	36%	25%	6%	33%	100%
Class 2: Bad Skin	29%	30%	2%	39%	100%
Class 3: Good All	5%	9%	2%	84%	100%

Table 24: Medical Application. Domain probabilities for homogeneous DLCM.

11.3 Sociology Application

This application was drawn from a CDC Youth Risk Behavior Survey (YRBS) [Centers for Disease Control and Prevention, 2017]. We isolated thirteen questions about sexual violence and sexual risk (e.g. STDs) answered by high school women. Each response is polytomous with 2-5 possible responses depending on the question. We removed any observations with missing data leaving $n = 1,295$ subjects.

When models were compared, heterogeneous DLCM fit best (Table 25). For details see Figure 8 and Table 25. A four class heterogeneous DLCM has good convergence with a multivariate Gelman-Rubin statistic of 1.03.

The heterogeneous DLCM identified three classes: class 0 ‘At Risk’ (17% of participants), class 1 ‘Not Sexually Active’ (56%), and class 2 ‘Sexually Active’ (27%). The marginal response probabilities can be found in online Appendix G.

The most common domain structures can be found in Table 26. Questions Q20 and Q21 are two questions about frequency of sexual violence. They form an almost triangular structure with $Q20 \geq Q21$ in Table 27. Questions Q64 and Q65 are overlapping questions about contraceptive use; see Table 28.

Class 0 ‘At Risk’ has the most complex local dependencies with domains $\{Q19, Q20, Q21\}$ and $\{Q64, Q65\}$. Class 2 ‘Sexually Active’ is almost as complex with domains $\{Q20, Q21\}$ and $\{Q64, Q65\}$. Dependence on Q19 was not important because 97% of participants answered this question ‘no’. Class 1 ‘Not Sexually Active’ is the least complex with domain $\{Q20, Q21\}$. Responses in class 1 were very concentrated with 11/13 questions each having $\geq 95\%$ of their responses associated to a single value indicating they never had sex (online Appendix G).

The heterogeneous DLCM performed well in this example. In domain $\{Q20, Q21\}$, we recover near structural zeros. In domain $\{Q64, Q65\}$, we identify overlapping questions. Different classes have different domains because some classes are heavily concentrated on certain values, reducing the need to manage dependence in corresponding questions.

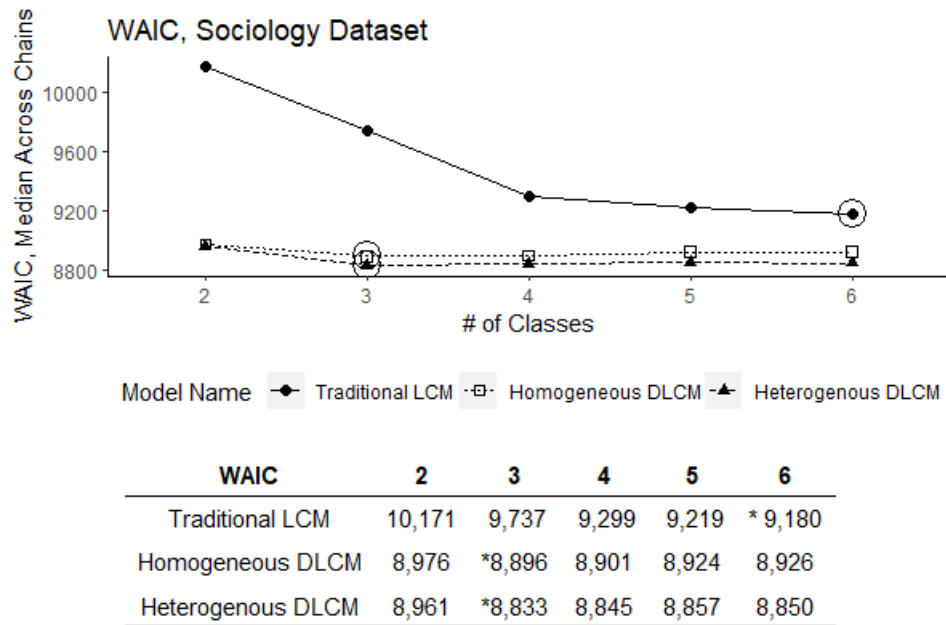


Figure 8: Sociology Application. Goodness of fit of evaluated models. Asterisks (*) indicate the top model by type.

Model Name	# of Classes	LPPD	WAIC Penalty	WAIC
Homogeneous DLCM	3	-4,391	57	8,896
Heterogenous DLCM	3	-4,356	60.8	8,833
Traditional LCM	6	-4,498	91.9	9,180

Table 25: Sociology Application. Goodness of fit for best models.

	Domains ($\{\text{Domain1}\}; \{\text{Domain2}\}; \dots$)	% of Iterations
Class0:	$\{\text{Q19}, \text{Q20}, \text{Q21}\}; \{\text{Q64}, \text{Q65}\};$	
Class1:	$\{\text{Q20}, \text{Q21}\};$	71.5%
Class2:	$\{\text{Q20}, \text{Q21}\}; \{\text{Q64}, \text{Q65}\};$	
Class0:	$\{\text{Q19}, \text{Q20}, \text{Q21}\}; \{\text{Q64}, \text{Q65}\}; \{\text{Q61}, \text{Q62}\};$	
Class1:	$\{\text{Q20}, \text{Q21}\};$	24.3%
Class2:	$\{\text{Q20}, \text{Q21}\}; \{\text{Q64}, \text{Q65}\};$	
Class0:	$\{\text{Q19}, \text{Q20}, \text{Q21}\}; \{\text{Q64}, \text{Q65}, \text{Q85}\};$	
Class1:	$\{\text{Q20}, \text{Q21}\};$	1.7%
Class2:	$\{\text{Q20}, \text{Q21}\}; \{\text{Q64}, \text{Q65}\};$	

Table 26: Sociology Application. Most common heterogeneous domain structures. Domains with a single item are omitted.

	Q21: During the past 12 months, how many times did someone you were <u>dating</u> or going out with force you to do sexual things that you did not want to do?			
Q20: During the past 12 months, how many times did <u>anyone</u> force you to do sexual things that you did not want to do?	Class 1 ‘Not Sexually Active’:			
		0	1	2+
	0	90.1%	0.1%	0.1%
	1	3.4%	2.2%	0.1%
	2+	1.2%	0.3%	2.4%
	Class 2 ‘Sexually Active’:			
		0	1	2+
	0	86.6%	0.3%	0.3%
	1	4.9%	3.2%	0.3%
	2+	0.9%	1.9%	1.7%
	Class 0 ‘At Risk’, conditioned on: Q19. Ever physically forced to have sex = No			
		0	1	2+
	0	72.6%	0.7%	0.7%
	1	6.8%	8.1%	0.7%
	2+	2.9%	0.8%	6.4%
	Class 0 ‘At Risk’, conditioned on: Q19. Ever physically forced to have sex = Yes			
	0	1	2+	
0	25.6%	1.0%	1.0%	
1	10.5%	13.9%	1.0%	
2+	18.5%	9.6%	18.9%	

Table 27: Sociology Application. Response probabilities for domains $\{Q20, Q21\}$ and $\{Q20, Q21, Q19\}$.

Q64: The last time you had		sexual intercourse, did			
		your partner use a condom ?			
		Class 0		Class 2	
		At Risk		Sexually Active	
		No	Yes	No	Yes
Q65: The last time	• Never had sex	0%	0%	0%	0%
you had sexual	• Condoms	0%	26%	0%	49%
intercourse, what	• Birth control pills	13%	5%	12%	8%
<u>one method</u> did you	• No method	19%	0%	12%	0%
or your partner use to	• Other	27%	7%	15%	3%
prevent pregnancy?	Total	61%	39%	40%	60%

Table 28: Sociology Application. Response probabilities for domain {Q64,Q65}.

12 Conclusion

In the presence of conditional dependence, traditional LCMs tend to overfit with too many classes. Even with additional classes, traditional LCMs may suffer from model mis-specification leading to poor goodness of fit.

We proposed a Dependent LCM (DLCM) model to account for these dependencies. The DLCM works by grouping together conditionally dependent items into conditionally independent domains. We verified the generic identifiability of this model. We also demonstrated the effectiveness of DLCMs in simulation studies and real world applications. In applications we demonstrated that DLCMs are particularly effective at analyzing time series data, pre-post testing, overlapping items, and structural zeros.

13 Acknowledgements

We would like to thank Theren Williams, Eric Wayman, and Dr. Kristen Lee for providing valuable feedback on writing style.

References

- Elizabeth S. Allman, Catherine Matias, and John A. Rhodes. Identifiability of parameters in latent structure models with many observed variables. *Annals of Statistics*, 37(6 A):3099–3132, 2009. ISSN 00905364. doi: 10.1214/09-AOS689.
- David J Bartholomew, Martin Knott, and Iirini Moustaki. *Latent variable models and factor analysis*, chapter Chapter 1.4. Wiley Series in Probability and Statistics. Wiley-Blackwell, Hoboken, NJ, 3 edition, July 2011.
- Ken J. Beath. randomLCA: An R package for latent class with random effects analysis. *Journal of Statistical Software*, 81(13):1–25, 2017. doi: 10.18637/jss.v081.i13.
- Silvia Cagnone and Cinzia Viroli. A factor mixture analysis model for multivariate binary data. *Statistical Modelling*, 12(3):257–277, may 2012. doi: 10.1177/1471082x1101200303. URL <https://doi.org/10.1177/1471082x1101200303>.

- Miguel Á. Carreira-Perpiñán and Steve Renals. Practical identifiability of finite mixtures of multivariate bernoulli distributions. *Neural Computation*, 12(1):141–152, January 2000. doi: 10.1162/089976600300015925. URL <https://doi.org/10.1162/089976600300015925>.
- Centers for Disease Control and Prevention. 2017 youth risk behavior survey data. Technical report, CDC, 2017. Available at: www.cdc.gov/yrbs.
- Anil Chaturvedi, Paul E. Green, and J. Douglas Carroll. K-modes clustering. *Journal of Classification*, 18(1):35–55, January 2001. doi: 10.1007/s00357-001-0004-3. URL <https://doi.org/10.1007/s00357-001-0004-3>.
- Siddhartha Chib and Edward Greenberg. Understanding the metropolis-hastings algorithm. *The American Statistician*, 49(4):327–335, November 1995. doi: 10.1080/00031305.1995.10476177. URL <https://doi.org/10.1080/00031305.1995.10476177>.
- Alan E. Gelfand. Gibbs sampling. *Journal of the American Statistical Association*, 95(452): 1300–1304, December 2000. doi: 10.1080/01621459.2000.10474335. URL <https://doi.org/10.1080/01621459.2000.10474335>.
- Andrew Gelman, Jessica Hwang, and Aki Vehtari. Understanding predictive information criteria for bayesian models. *Statistics and Computing*, 24(6):997–1016, August 2013. doi: 10.1007/s11222-013-9416-2. URL <https://doi.org/10.1007/s11222-013-9416-2>.
- Jürgen Heller and Florian Wickelmaier. Minimum discrepancy estimation in probabilistic knowledge structures. *Electronic Notes in Discrete Mathematics*, 42:49–56, 2013. doi: 10.1016/j.endm.2013.05.145. "Data were collected by Pasquale Anselmi and Florian Wickelmaier at the Department of Psychology, University of Tuebingen, in February and March 2010.", and is available in the pks package in R.
- Joseph B. Kruskal. Three-way arrays: rank and uniqueness of trilinear decompositions, with application to arithmetic complexity and statistics. *Linear Algebra and Its Applications*, 18(2):95–138, 1977. ISSN 00243795. doi: 10.1016/0024-3795(77)90069-6.
- Yuelin Li, Jennifer Lord-Bessen, Mariya Shiyko, and Rebecca Loeb. Bayesian latent class analysis

- tutorial. *Multivariate Behavioral Research*, 53(3):430–451, February 2018. doi: 10.1080/00273171.2018.1428892. URL <https://doi.org/10.1080/00273171.2018.1428892>.
- Matthieu Marbac, Christophe Biernacki, and Vincent Vandewalle. Finite mixture model of conditional dependencies modes to cluster categorical data, 2014.
- Seema Mahrshahi, Jennifer K Peat, Karen Webb, Euan R Tovey, Guy B Marks, Craig M Mellis, and Stephen R Leeder. The childhood asthma prevention study (CAPS). *Controlled Clinical Trials*, 22(3):333–354, April 2001. doi: 10.1016/s0197-2456(01)00112-x. URL [https://doi.org/10.1016/s0197-2456\(01\)00112-x](https://doi.org/10.1016/s0197-2456(01)00112-x). Data available in the randomLCA package in R.
- Olivia Parr-Rud. *Business Analytics Using SAS Enterprise Guide and SAS Enterprise Miner*. SAS Institute, October 2014. Data available at: <https://www.kaggle.com/datasets/rodsaldanha/arketing-campaign>.
- Arthur White and Thomas Brendan Murphy. BayesLCA: An R package for bayesian latent class analysis. *Journal of Statistical Software*, 61(13):1–28, 2014. URL <http://www.jstatsoft.org/v61/i13/>. See section ‘4.2. Alzheimer data’.

14 Appendix

A Identifiability

Theorem 6. *The pooled domain structure $\text{Pooled}(\delta)$ exists uniquely.*

Proof. Since $\text{Pooled}(\delta) = \{\mathbb{Z}\}$ is one possible partition, we know $\text{Pooled}(\delta)$ exists. Suppose there were two possible pooled domain structures $W, W' \subset 2^{\mathbb{Z}_J}$ which partition \mathbb{Z}_J into the largest number of pooled domains $|W| = |W'|$. If W and W' are distinct, then there exists some set $S' \in W'$ where $S' \notin W$. Take some $S \in W$ where $S' \cap S \neq \emptyset$. In W , items $S' \cap S$ and $S' - S$ are conditionally independent. However in W' these are conditionally dependent. If $S' \cap S$ and $S' - S$ were conditionally independent, then there would exist a larger pooled domain structure where W' is taken and S is split into two pooled domains $S' \cap S$ and $S' - S$. \square

Theorem 1. *The following are equivalent:*

1. $\mathcal{P} \in \text{Pooled}(\Delta)$
2. \mathcal{P} is formed by merging overlapping domains $J(c, d)$ until no overlaps remain. That is \mathcal{P} is of the form:
 - *Union of Domains:* $\mathcal{P} = \bigcup_{k=0}^m J(c_k, d_k)$
 - *Overlapping:* $J(c_k, d_k) \cap \bigcup_{k'=0}^{k-1} J(c_{k'}, d_{k'}) \neq \emptyset$ for all $k \in \mathbb{Z}_m$
 - *Maximum Coverage:* $J(c, d) \cap \mathcal{P} = \emptyset$ for $(c, d) \notin \{(c_k, d_k) : k \in \mathbb{Z}_m\}$
3. Build a graph with one node per item and an edge $j \leftrightarrow j'$ if $\delta_{jc} = \delta_{j'c}$ for any c . \mathcal{P} is a maximally connected subgraph of this graph.

Proof. 1 \rightarrow 2.: Two partitions with overlapping items must be same partition. Let $\mathcal{P}, \mathcal{P}'$ be two pooled domains. If items $S \subseteq \mathcal{P}$ and $S' \subseteq \mathcal{P}'$ are such that $S \cap S' \neq \emptyset$ then $\mathcal{P} = \mathcal{P}'$.

Items in the same domain (c, d) have conditional dependence (for some $\theta_{c,d}$). Therefore, items $J(c, d)$ must all be in the same pooled domain. Consider the items formed by $S := \bigcup_k^n J(c_k, d_k)$ where $J(c_k, d_k) \cap \bigcup_{k'=0}^k J(c_{k'}, d_{k'}) \neq \emptyset$ for all $k \leq n$. Furthermore, let S be as large as possible where $J(c, d) \cap S = \emptyset$ for any additional domain. Items S are all in the same pooled domain denoted \mathcal{P} .

We claim $\mathcal{P} = S$. By contradiction suppose $S \subsetneq \mathcal{P}$. We know that S and $\mathcal{P} - S$ are conditionally independent for all θ because all domains $J(c, d) \in S$ and $J(c', d')$ are disjoint. Therefore, we could make the domain structure larger by splitting \mathcal{P} into S and $\mathcal{P} - S$, a contradiction.

2 \rightarrow 3: Take a pooled domain \mathcal{P} . We know \mathcal{P} is formed by overlapping domains: $\mathcal{P} = \bigcup_{k=0}^m J(c_k, d_k)$. We show all items in \mathcal{P} are connected by induction. Base case: we know all items of $J(c_0, d_0)$ are connected. Inductive step: suppose all items of $\bigcup_{k=0}^{m'} J(c_k, d_k)$ are connected for some $m' < m$. Since $J(c_k, d_k) \cap \bigcup_{k'=0}^k J(c_{k'}, d_{k'})$, we know every item of $J(c_{m'+1}, d_{m'+1})$ is connected to some item of $\bigcup_{k=0}^{m'} J(c_k, d_k)$. Therefore, all items in $\bigcup_{k=0}^{m'+1} J(c_k, d_k)$ are connected. Take any distinct pooled domains \mathcal{P} and \mathcal{P}' . Since these domains are made of non-overlapping domains $J(c, d)$ we know there are no edges connecting these two pooled domains.

3 \rightarrow 1: By contradiction, suppose \mathcal{P} is not formed by the maximally connected subgraph. If \mathcal{P} is not closed, then there exists some θ where \mathcal{P} is conditionally dependent on some outside item. This contradicts that \mathcal{P} is a pooled domain. If \mathcal{P} is closed, then it is formed by two or more maximally connected subgraphs. This contradicts that $\text{Pooled}(\delta)$ contains the maximum number of pooled domains. We could break \mathcal{P} into multiple pooled domains using claim 1 \rightarrow 3. □

Theorem 7. *The subspace where $\underline{\theta}_{c,d}$ is Kronecker separable is measure zero with respect to the standard Lebesgue measure.*

Proof. Suppose $\underline{\theta}_{c,d}$ is Kronecker separability with conditionally independent bipartition $J_0 \sqcup J_1 = J(c, d)$. Notationally for the k 'th bipartition define:

Pattern id: $r^{(k)} = \underline{\mathbf{V}}(J_k)^\top \underline{\mathbf{X}}$ for some response pattern $\underline{\mathbf{X}}$

Pattern Probabilities: $\theta_{r^{(k)}}^{(k)} = P(\underline{\mathbf{V}}(J_k)^\top \underline{\mathbf{X}}_i = r^{(k)} | \theta, c_i = c)$

Number of patterns: $R^{(k)} = \prod_{j \in J_k} Q_j$

Without loss of generality, relabel our items such that $\max J_0 < \min J_1$. Under this relabeling, we know pattern IDs $r^{(0)}, r^{(1)}$ refer to pattern ID $r^{(0)} + R^{(0)}r^{(1)}$ of domain (c, d) . From

independence we have that:

$$\begin{aligned}\theta_{c,d,r^{(0)}+R^{(0)}r^{(1)}} &= \theta_{r^{(1)}}^{(1)}\theta_{r^{(0)}}^{(0)} \\ \underline{\theta}_{c,d} &= \underline{\theta}^{(0)} \otimes \underline{\theta}^{(1)}\end{aligned}$$

where \otimes is the kronecker product.

Before kronocker separability, $\underline{\theta}_{c,d}$ spans the subspace of $\mathbb{R}_{>0}^{R_{cd}}$ where $\sum_r \underline{\theta}_{cdr} = 1$. This gives $R_{cd} - 1$ free parameters. Similarly, $\theta^{(k)}$ spans the subspace of $\mathbb{R}_{>0}^{R^{(k)}}$ where $\sum_{r^{(k)}} \theta_{r^{(k)}}^{(k)} = 1$ with $R^{(k)}$ free parameters. This implies that $\underline{\theta}_{c,d}$ is on a space of size $R_{cd} - 1$ before kronecker separability, but under kronecker separability $\underline{\theta}_{c,d}$ is on a space of size $R^{(0)} + R^{(1)} - 2$. \square

Lemma 1. *Take a specific tripartition of pooled domains S_k with corresponding probabilities $\mathbf{A}^{(k)}$ as given in Corollary 2. The Kruskal rank of $\mathbf{A}^{(k)}$ is*

$$\text{rank}_{\kappa} \mathbf{A}^{(k)} = \min(C, \kappa_k) \quad (23)$$

$$\kappa_k := \prod_{j \in \bigcup_{\mathcal{P} \in S_k} \mathcal{P}} Q_j \quad (24)$$

Except in a measure zero space.

Proof. Let $m := \min(C, \kappa_k)$. We know that $\text{rank}_{\kappa} \mathbf{A}^{(k)} = m$ if and only if there exists a maximal minor which is nonzero. This means there exists a $m \times m$ submatrix \mathbf{M} of $\mathbf{A}^{(k)}$ which has a nonzero determinant. This determinant amounts to a polynomial of the cells in \mathbf{M} . Each cell of \mathbf{M} is itself a simple product of formed by π_c and corresponding values of θ_{cdr} (see (22)). So the minor $|\mathbf{M}|$ is a polynomial of our parameters θ and $\underline{\pi}$. If this polynomial is not zero everywhere, then the roots of this polynomial are a proper subset of measure zero. When we are not at a root, $\text{rank}_{\kappa} \mathbf{A}^{(k)} = m$. Therefore if for a given δ , there exists a choice of $\theta, \underline{\pi}$ where $\text{rank}_{\kappa} \mathbf{A}^{(k)} = m$ then $\text{rank}_{\kappa} \mathbf{A}^{(k)} = m$ almost everywhere. For more details see Allman et al. [2009].

Take any choice of δ and S_k . Set $\pi = 1/C$. Consider $\mathbf{A}^{(k)}$. From (22), we see that each row of $\mathbf{A}^{(k)}$ represents one pattern of items $\bigcup_{\mathcal{P} \in S_k} \mathcal{P}$. Specifically, each column gives a vector of conditional probabilities $\underline{P}(\bigcup_{\mathcal{P} \in S_k} \mathcal{P} | c)$, up to permutation of rows. For any class we can choose θ_c such that the first pattern r' has probability one, and the other patterns have probability zero. This is done taking each domain d in class c and setting $\theta_{cdr} = 1$ if that pattern matches r' and

zero otherwise. In this way let the first pattern of class 0 have probability 1, the second pattern of class 1 have probability 1, and so on until the first $m \times m$ cells are diagonal. Clearly for this choice of $\underline{\pi}, \theta$ we have $\text{rank}_\kappa \mathbf{A}^{(k)} = m$. It follows that $\text{rank}_\kappa \mathbf{A}^{(k)} = m$ almost everywhere. \square

Corollary 5. *Under the restriction that θ is not Kronecker separable, lemma 1 still holds.*

Proof. Let Θ be the unrestricted parameter space. Let A be the event that $\text{rank}_\kappa \mathbf{A}^{(k)}$ is full rank, and B be the event that θ is Kronecker separable. From theorem 7 and lemma 1 we know that $1 - P(A) = P(B) = 0$. It follows that $P(A|\neg B) \geq P(A \cap \neg B) \geq P(A) - P(B) = 1 - 0$. \square

B DLCM Posteriors

Theorem 4. *The DLCM full conditional distributions for c_i , $\underline{\pi}$, and $\underline{\theta}_{cd}$ are:*

$$P(c_i = c | \underline{\mathbf{X}}_i, \underline{\pi}, \theta, \underline{\Delta}) = \frac{\pi_c p(\underline{\mathbf{r}}_{c,i} | c_i = c, \theta_c, \underline{\delta}_c)}{\sum_{c'=0}^{C-1} \pi_{c'} p(\underline{\mathbf{r}}_{c,i} | c_i = c', \theta_{c'}, \underline{\delta}_{c'})} \quad (32)$$

$$(\underline{\pi} | \mathbf{X}, \theta, \underline{\Delta}, \underline{c}) = (\underline{\pi} | \underline{c}) \sim \text{Dirichlet}(\underline{\alpha}^{(c)} + \underline{\mathbf{n}}^{(c)}) \quad (33)$$

$$\begin{aligned} (\underline{\theta}_{cd} | \mathbf{X}, \underline{\pi}, \underline{\Delta}, \underline{c}) &= (\underline{\theta}_{cd} | \underline{\mathbf{r}}_{c,\cdot,d}, \underline{c}, \underline{\delta}_c) \\ &\sim \text{Dirichlet}(\alpha^{(\theta)} \underline{\mathbf{1}}_{R_{cd}} + \underline{\mathbf{n}}_{cd}^{(\theta)}) \end{aligned} \quad (34)$$

$$\underline{\mathbf{1}}_k := [1, \dots, 1]^\top \quad (35)$$

$$n_c^{(c)} := \sum_{i=0}^{n-1} I(c_i = c) \quad (36)$$

$$n_{cdr}^{(\theta)} := \sum_{i=0}^{n-1} I(r_{icd} = r, c_i = c) \quad (37)$$

Proof. Our priors jointly follow

$$P(c_i = c, \underline{\pi}, \theta, \underline{\mathbf{X}}_i, \underline{\Delta}) = P(\underline{\pi})P(\underline{\Delta}) \left[\prod_{c,j=0}^{C-1,J-1} P(\underline{\theta}_{c,j} | \underline{\Delta}) \right] \prod_i [P(c_i | \underline{\pi})P(\underline{\mathbf{X}}_i | c_i, \theta, \underline{\Delta})].$$

Going forward we assume a fixed value of $\underline{\Delta}$ and omit it for simplicity. The joint distribution of our responses and parameters follows:

$$P(c_i = c, \underline{\pi}, \theta, \underline{\mathbf{X}}_i) = P(\underline{\pi}) \left[\prod_{c,j=0}^{C-1, J-1} P(\underline{\theta}_{c,j}) \right] \prod_i [P(c_i | \underline{\pi}) P(\underline{\mathbf{X}}_i | c_i, \theta)].$$

We can now assess the posteriors:

$$\begin{aligned} P(c_i = c | \underline{\pi}, \theta, \underline{\mathbf{X}}_i) &= \frac{P(c_i = c, \underline{\mathbf{X}}_i | \underline{\pi}, \theta)}{\sum_{c'=0}^{C-1} P(c_i = c', \underline{\mathbf{X}}_i | \underline{\pi}, \theta)} \\ &= \frac{P(c_i = c | \underline{\pi}) P(\underline{\mathbf{X}}_i | c_i = c, \theta)}{\sum_{c'=0}^{C-1} P(c_i = c' | \underline{\pi}) P(\underline{\mathbf{X}}_i | c_i = c', \theta)} \\ &= \frac{\pi_c \prod_{j=0}^{J-1} \prod_{q=0}^{Q_j-1} \theta_{cjq}^{I(X_{ij}=q)}}{\sum_{c'=0}^{C-1} \pi_{c'} \prod_{j=0}^{J-1} \prod_{q=0}^{Q_j-1} \theta_{c'jq}^{I(X_{ij}=q)}} \end{aligned}$$

$$\begin{aligned} P(\underline{\pi} = \underline{t}, \underline{c}) &= P(\pi) P(\underline{c} | \underline{\pi}) \\ &= \left[\frac{1}{\beta(\underline{\alpha}^{(c)})} \prod_{c=0}^{C-1} \pi_c^{\alpha_c^{(c)} - 1} \right] \left[\prod_{i=0}^{N-1} \prod_{c=0}^{C-1} \pi_c^{I(c_i=c)} \right] \\ &= \left[\frac{1}{\beta(\underline{\alpha}^{(c)})} \prod_{c=0}^{C-1} \pi_c^{\alpha_c^{(c)} - 1} \right] \left[\prod_{c=0}^{C-1} \prod_{i=0}^{N-1} \pi_c^{I(c_i=c)} \right] \\ &= \left[\frac{1}{\beta(\underline{\alpha}^{(c)})} \prod_{c=0}^{C-1} \pi_c^{\alpha_c^{(c)} - 1} \right] \left[\prod_{c=0}^{C-1} \pi_c^{\sum_{i=0}^{N-1} I(c_i=c)} \right] \\ &= \left[\frac{1}{\beta(\underline{\alpha}^{(c)})} \prod_{c=0}^{C-1} \pi_c^{\alpha_c^{(c)} - 1} \right] \left[\prod_{c=0}^{C-1} \pi_c^{n_c^{(c)}} \right] \\ &= \frac{1}{\beta(\underline{\alpha}^{(c)})} \prod_{c=0}^{C-1} \pi_c^{(n_c^{(c)} + \alpha_c^{(c)}) - 1} \end{aligned}$$

$$\begin{aligned} P(\underline{\pi} = \underline{t} | \underline{c}, \theta, \underline{\mathbf{X}}_i) &= P(\underline{\pi} = \underline{t} | \underline{c}) \\ &= \frac{P(\underline{\pi} = \underline{t}, \underline{c})}{\int P(\underline{\pi}, \underline{c}) d\underline{\pi}} \\ &= \frac{\frac{1}{\beta(\underline{\alpha}^{(c)})} \prod_{c=0}^{C-1} t_c^{(n_c^{(c)} + \alpha_c^{(c)}) - 1}}{\int \frac{1}{\beta(\underline{\alpha}^{(c)})} \prod_{c=0}^{C-1} \pi_c^{(n_c^{(c)} + \alpha_c^{(c)}) - 1} d\underline{\pi}} \\ &= \frac{\prod_{c=0}^{C-1} t_c^{(n_c^{(c)} + \alpha_c^{(c)}) - 1}}{\beta(\underline{n}^{(c)} + \underline{\alpha}^{(c)}) \int \frac{1}{\beta(\underline{n}^{(c)} + \underline{\alpha}^{(c)})} \prod_{c=0}^{C-1} \pi_c^{(n_c^{(c)} + \alpha_c^{(c)}) - 1} d\underline{\pi}} \\ &= \frac{1}{\beta(\underline{n}^{(c)} + \underline{\alpha}^{(c)})} \prod_{c=0}^{C-1} t_c^{(n_c^{(c)} + \alpha_c^{(c)}) - 1} \end{aligned}$$

$$\begin{aligned}
P(\theta_j, \underline{c}, \underline{\mathbf{X}}_j) &= \left[\prod_{c=0}^{C-1} P(\underline{\theta}_{cj}) \right] \left[\prod_{i=0}^{N-1} P(X_{ij}|c_i, \underline{\theta}_{cj}) \right] \\
&= \left[\prod_{c=0}^{C-1} \frac{1}{\beta(\underline{\alpha}_j^{(\theta)})} \prod_{q=0}^{Q_j-1} \theta_{cj q}^{\alpha_{jq}^{(\theta)}-1} \right] \left[\prod_{i=0}^{N-1} \prod_{c=0}^{C-1} \prod_{q=0}^{Q_j-1} \theta_{cj q}^{I(c_i=c)I(X_{ij}=q)} \right] \\
&= \left[\prod_{c=0}^{C-1} \frac{1}{\beta(\underline{\alpha}_j^{(\theta)})} \prod_{q=0}^{Q_j-1} \theta_{cj q}^{\alpha_{jq}^{(\theta)}-1} \right] \left[\prod_{c=0}^{C-1} \prod_{q=0}^{Q_j-1} \prod_{i=0}^{N-1} \theta_{cj q}^{I(c_i=c)I(X_{ij}=q)} \right] \\
&= \left[\prod_{c=0}^{C-1} \frac{1}{\beta(\underline{\alpha}_j^{(\theta)})} \prod_{q=0}^{Q_j-1} \theta_{cj q}^{\alpha_{jq}^{(\theta)}-1} \right] \left[\prod_{c=0}^{C-1} \prod_{q=0}^{Q_j-1} \theta_{cj q}^{\sum_{i=0}^{N-1} I(c_i=c)I(X_{ij}=q)} \right] \\
&= \left[\prod_{c=0}^{C-1} \frac{1}{\beta(\underline{\alpha}_j^{(\theta)})} \prod_{q=0}^{Q_j-1} \theta_{cj q}^{\alpha_{jq}^{(\theta)}-1} \right] \left[\prod_{c=0}^{C-1} \prod_{q=0}^{Q_j-1} \theta_{cj q}^{n_{cj q}^{(\theta)}} \right] \\
&= \prod_{c=0}^{C-1} \left[\frac{1}{\beta(\underline{\alpha}_j^{(\theta)})} \prod_{q=0}^{Q_j-1} \theta_{cj q}^{(n_{cj q}^{(\theta)} + \alpha_{jq}^{(\theta)})-1} \right]
\end{aligned}$$

$$\begin{aligned}
P(\theta_j = t | \underline{c}, \underline{\mathbf{X}}_j) &= \frac{P(\theta_j = t, \underline{c}, \underline{\mathbf{X}}_j)}{\int P(\theta_j, \underline{c}, \underline{\mathbf{X}}_j) d\theta_j} \\
&= \frac{\prod_{c=0}^{C-1} \left[\frac{1}{\beta(\underline{\alpha}_j^{(\theta)})} \prod_{q=0}^{Q_j-1} t_{cj q}^{(n_{cj q}^{(\theta)} + \alpha_{jq}^{(\theta)})-1} \right]}{\int \prod_{c=0}^{C-1} \left[\frac{1}{\beta(\underline{\alpha}_j^{(\theta)})} \prod_{q=0}^{Q_j-1} \theta_{cj q}^{(n_{cj q}^{(\theta)} + \alpha_{jq}^{(\theta)})-1} \right] d\theta_j} \\
&= \frac{\prod_{c=0}^{C-1} \prod_{q=0}^{Q_j-1} t_{cj q}^{(n_{cj q}^{(\theta)} + \alpha_{jq}^{(\theta)})-1}}{\prod_{c=0}^{C-1} \int \prod_{q=0}^{Q_j-1} \theta_{cj q}^{(n_{cj q}^{(\theta)} + \alpha_{jq}^{(\theta)})-1} d\theta_{cj}} \\
&= \frac{\prod_{c=0}^{C-1} \left[\frac{1}{\beta(\underline{n}_{cj}^{(\theta)} + \underline{\alpha}_j^{(\theta)})} \prod_{q=0}^{Q_j-1} t_{cj q}^{(n_{cj q}^{(\theta)} + \alpha_{jq}^{(\theta)})-1} \right]}{\prod_{c=0}^{C-1} \int \frac{1}{\beta(\underline{n}_{cj}^{(\theta)} + \underline{\alpha}_j^{(\theta)})} \prod_{q=0}^{Q_j-1} \theta_{cj q}^{(n_{cj q}^{(\theta)} + \alpha_{jq}^{(\theta)})-1} d\theta_{cj}} \\
&= \prod_{c=0}^{C-1} \left[\frac{1}{\beta(\underline{n}_{cj}^{(\theta)} + \underline{\alpha}_j^{(\theta)})} \prod_{q=0}^{Q_j-1} t_{cj q}^{(n_{cj q}^{(\theta)} + \alpha_{jq}^{(\theta)})-1} \right]
\end{aligned}$$

□

Remark 1. For traditional LCM the priors are:

Priors:

$$c_i | \underline{\pi} \sim \text{Cat}(\underline{\pi}) \quad (50)$$

$$\underline{\pi} \sim \text{Dirichlet}(\underline{\alpha}^{(c)}) \quad (51)$$

$$\underline{\theta}_{cj} \sim \text{Dirichlet}(\underline{\alpha}_j^{(\theta)}) \quad (52)$$

and the full conditional distributions are:

Posteriors:

$$P(c_i = c | \underline{\pi}, \underline{\theta}, \underline{\mathbf{X}}_i) = \frac{\pi_c P(\underline{\mathbf{X}}_i | \underline{\theta}, C_i = c)}{\sum_{c'=0}^{C-1} \pi_{c'} P(\underline{\mathbf{X}}_i | \underline{\theta}, C_i = c')} \quad (53)$$

$$\underline{\pi} | \underline{\mathbf{c}}, \mathbf{X} \sim \text{Dirichlet}(\underline{\alpha}^{(c)} + \underline{\mathbf{n}}^{(c)}) \quad (54)$$

$$\underline{\theta}_{cj} | \underline{\mathbf{c}}, \mathbf{X} \sim \text{Dirichlet}(\underline{\alpha}_j^{(\theta)} + \underline{\mathbf{n}}_{cj}^{(\theta)}) \quad (55)$$

$$n_c^{(c)} := \sum_{i=0}^{n-1} I(c_i = c) \quad (56)$$

$$n_{cj}^{(\theta)} := \sum_{i=0}^{n-1} I(X_{ij} = q, c_i = c) \quad (57)$$

These are well studied. For instance see Li et al. [2018] for a recent overview.

C Domain Prior

Theorem 8. Domain identifiability and `MaxItems` restrictions are a function of $\{J(c, d) : c \in \mathbb{Z}_C, d \in \mathbb{Z}_D\}$ and do not depend on the specific labeling of δ .

Proof. From theorem 3 we know that δ identifiability restrictions are based on pooled domains. From theorem 1, we know that pooled domains are constructed based on items $J(c, d)$ without regard to the specific labeling of (c, d) . In this way identifiability restrictions do not depend on labeling of δ .

Similarly `MaxItems` is a restriction on $|J(c, d)|$ without consideration of the label (c, d) .

□

Theorem 5. For a homogeneous DLCDM, suppose $P(\Delta) > 0$. Up to proportionality, the prior probability of class c 's domains is given by:

$$P(\delta_c) \propto 1 \quad (38)$$

$$P(\{J(c, d) : d \in \mathbb{Z}_D\}) \propto \frac{D!}{(D - |\mathcal{D}_c|)! D^J} \quad (39)$$

$$P(\{|J(c, d)| : d \in \mathbb{Z}_D\}) \propto \frac{J!}{\prod_{k=0}^{D-1} |J(c, d)|! \prod_{k=1}^J |\{d : |J(c, d)| = k\}|!} \frac{D!}{(D - |\mathcal{D}_c|)! D^J} \quad (40)$$

where $\mathcal{D}_c := \{d : |J(c, d)| > 0\}$ identifies the nonempty domains in class c .

Proof.

1. Theorem's first equation: By definition every allowed choice of δ is equally likely.
2. Theorem's second equation: There are ${}_D\mathcal{P}_{|\mathcal{D}_c|} = D!/(D - |\mathcal{D}_c|)!$ possible ways to permute our $|\mathcal{D}_c|$ groups on D available domains. Each permutation fully specifies $\underline{\delta}_c$ which has D^J possibilities.
3. Theorem's third equation: Fix some choice of $\{|J(c, d)| : d \in \mathbb{Z}_D\}$. There are $\binom{J}{|J(c, 0)|, \dots, |J(c, D-1)|}$ ways we can split our J items into groups of the size specified. This assumes each group is distinct. Our groups are not distinct and two groups of the same size can be swapped. As a result we must divide by $\prod_{k=1}^J |\{d : |J(c, d)| = k\}|!$. This results in $J! / [\prod_{k=0}^{D-1} |J(c, d)|! \prod_{k=1}^J |\{d : |J(c, d)| = k\}|!]$ ways $\{J(c, d) : d \in \mathbb{Z}_D\}$ can produce $\{|J(c, d)| : d \in \mathbb{Z}_D\}$. Each of these have probabilities as defined in the theorem's second equation.

□

Corollary 4. *For any q and J , if D is such that:*

$$D \geq J + \frac{q}{2}J(J-1) - 1 \quad (41)$$

Then we have the following inequality:

$$P(\{|J(c, d)| : d \in \mathcal{D}_c\} = \{1, 1, \dots, 1\}) \geq qP(\{|J(c, d)| : d \in \mathcal{D}_c\} = \{2, 1, 1, \dots, 1\}) \quad (42)$$

If the terms of (42) are nonzero, then exact equality in (41) provides exact equality (42).

Proof. For some constant a :

$$\begin{aligned} P(\{|J(c, d)| : d \in \mathcal{D}_c\} = \{1, 1, \dots, 1\}) &= a \frac{J!}{\prod_{k=0}^{D-1} |J(c, d)|! \prod_{k=1}^J |\{d : |J(c, d)| = k\}|!} \frac{D!}{(D - |\mathcal{D}_c|)! D^J} \\ &= a \frac{J!}{(1)J!} \frac{D!}{(D - J)! D^J} \\ P(\{|J(c, d)| : d \in \mathcal{D}_c\} = \{2, 1, 1, \dots, 1\}) &= a \frac{J!}{(2)(J-2)!} \frac{D!}{(D - (J-1))! D^J} \\ \frac{P(\{|J(c, d)| : d \in \mathcal{D}_c\} = \{1, 1, \dots, 1\})}{P(\{|J(c, d)| : d \in \mathcal{D}_c\} = \{2, 1, 1, \dots, 1\})} &= \frac{2(D - (J-1))}{J(J-1)} \geq q \\ D &\geq \frac{q}{2}J(J-1) + (J-1) \end{aligned}$$

□

Example 10. Goal. In this simulation study we show that not all alternate priors for δ perform equally.

Data. Suppose students are given a 10 question quiz. There are good students ($\pi_0 = 0.50$) and poor students ($\pi_1 = 0.50$). Good students answer each question correctly 80% of the time and poor students answer each question correctly 20% of the time. The first two questions $j \in \{0, 1\}$ are perfectly dependent, and the remaining questions are conditionally independent.

Simulation Study. We simulated this dataset 100 times. For each dataset we fit two homogeneous DLCM models. The first model uses our proposed prior given above where every valid $\delta \in \mathbb{Z}_D^{J \times C}$ is equally likely. The second model uses a different prior where every valid partition $\{J(c, d) : d \in \mathbb{Z}_D\}$ is equally likely. This alternate prior is consistent with Marbac 2014 Marbac et al. [2014]. We fit using an MCMC process described later with a single chain of 1,000 warmup iterations followed by 5,000 more iterations.

Fit Statistics. For a given simulation, *Within-Chain Accuracy* refer to be the percent of MCMC iterations that are at the true domain structure. For a given simulation, let *Concentration Ratio* give the number of iterations at the true domain structure divided by the number of iterations at the most common alternative. If this ratio is $\gg 1$ then the true domain structure is much more likely than any individual alternative. Across simulations, let *Mode Accuracy* give the percent of simulations where the most common domain structure is the truth. For a statistic of interest, we summarize it as follows: “ a [b , c]”. Here a refers to the average taken across 100 simulations. Value b refers to the 10% observed quantile across all simulations and c refers to the 90% quantile.

	Mode Accuracy	Within-Chain Accuracy Mean [10%, 90%]	Concentration Ratio Mean [10%, 90%]
Our Prior	99/100	86% [73%, 95%]	49.8 [3.9, 113.8]
Alternate Prior	27/100	3% [<1%, 7%]	0.5 [<0.1, 1.3]

D MCMC

Suppose we are proposing a change to domains (c, d_1) and (c, d_2) . Let p_f be the *forward* probability of proposing $\delta^{(t)} \rightarrow \delta'$, and p_b be the *backward* probability of proposing $\delta' \rightarrow \delta^{(t)}$.

Lemma 2. *Let $g(c, d_1, d_2|\delta)$ be the probability of choosing first domain (c, d_1) and then domain (c, d_2) .*

1. *The probability of choosing nonempty domain (c, d_1) first and then nonempty domain (c, d_2) is:*

$$g(c, d_1, d_2|\delta) = \frac{1 - p_{\text{empty}}I(|J(c, d_1)| > 1)}{|\mathcal{D}_c|(|\mathcal{D}_c| - 1)} \quad (58)$$

2. *The probability of choosing two nonempty domains (c, d_1) and (c, d_2) , in either order, is:*

$$g(c, d_1, d_2|\delta) + g(c, d_2, d_1|\delta) = \frac{2 - p_{\text{empty}}I(|J(c, d_1)| > 1) + p_{\text{empty}}I(|J(c, d_2)| > 1)}{|\mathcal{D}_c|(|\mathcal{D}_c| - 1)} \quad (59)$$

3. *The probability of choosing nonempty domain (c, d_1) and then the first empty domain is:*

$$g(c, d_1, d_2|\delta) = \frac{p_{\text{empty}}}{|\mathcal{D}_c|} \quad (60)$$

Proof. Simple probability exercise.

Claim 1. The first domain is always nonempty. The probability of choosing (c, d_1) is $1/|\mathcal{D}_c|$. If $J(c, d_1)$ only has a single element, then the second domain will always be nonempty. If $J(c, d_1)$ has multiple elements then the second domain is nonempty with probability $1 - p_{\text{empty}}$. Therefore, the probability that the second chosen domain is nonempty is $1 - p_{\text{empty}}I(|J(c, d_1)| > 1)$. If the second domain is nonempty, the probability of choosing (c, d_2) is $1/(|\mathcal{D}_c| - 1)$. Therefore the probability of choosing first (c, d_1) and then (c, d_2) is (58).

Claim 2. Apply claim 1 twice and sum. First calculate the probability of (c, d_1) then (c, d_2) . Next calculate the probability of (c, d_2) then (c, d_1) . These events are disjoint and their probability can be summed.

Claim 3. The probability of choosing (c, d_1) is $1/|\mathcal{D}_c|$. If $J(c, d_1)$ has two or more items, the probability of choosing an empty domain is p_{empty} . If we choose an empty domain, we always pick the first empty domain. Equation (60) follows. \square

Lemma 3. *Suppose we are proposing a change to domains (c, d_1) and (c, d_2) . The ratio of proposal probabilities p_f/p_b depends only on $g(\cdot)$ as defined in lemma 2. That is:*

$$\frac{p_f}{p_b} = \frac{g(c, d_1, d_2 | \boldsymbol{\delta}^{(t)}) + g(c, d_2, d_1 | \boldsymbol{\delta}^{(t)})}{g(c, d_1, d_2 | \boldsymbol{\delta}') + g(c, d_2, d_1 | \boldsymbol{\delta}')}$$

Proof. Take any candidate proposal. We assume this proposal is valid. The forward and backward probabilities are given by:

$$\begin{aligned} p_f &= [g(c, d_1, d_2 | \boldsymbol{\delta}^{(t)}) + g(c, d_2, d_1 | \boldsymbol{\delta}^{(t)})] a_f \\ p_b &= [g(c, d_1, d_2 | \boldsymbol{\delta}') + g(c, d_2, d_1 | \boldsymbol{\delta}')] a_b \end{aligned}$$

where a_f is the probability of partitioning the items $J(c, d_1) \cup J(c, d_2)$ as proposed. Conversely a_b is the probability of partitioning $J'(c, d_1) \cup J'(c, d_2) = J(c, d_1) \cup J(c, d_2)$ back into its original form. By construction every valid partition is equally likely. It follows that $a_b = a_f$. The result immediately follows. \square

Theorem 9 (Proposal Probabilities).

1. If $J^{(t)}(c, d_k)$ and $J'(c, d_k)$ are each nonempty, then:

$$\frac{p_f}{p_b} = \frac{2 - p_{\text{empty}} I(|J(c, d_1)| > 1) + p_{\text{empty}} I(|J(c, d_2)| > 1)}{2 - p_{\text{empty}} I(|J'(c, d_1)| > 1) + p_{\text{empty}} I(|J'(c, d_2)| > 1)} \quad (61)$$

2. If $J^{(t)}(c, d_k)$ are both nonempty, and one of $J'(c, d_k)$ is empty, then we have the following proposal probabilities:

$$\frac{p_f}{p_b} = \frac{2 - p_{\text{empty}} I(|J(c, d_1)| > 1) + p_{\text{empty}} I(|J(c, d_2)| > 1)}{p_{\text{empty}} |\mathcal{D}_c|} \quad (62)$$

3. If $J^{(t)}(c, d_2)$ is empty, then we have the following proposal probabilities:

$$\frac{p_f}{p_b} = \frac{p_{\text{empty}}(|\mathcal{D}_c| + 1)}{2 - p_{\text{empty}}I(|J'(c, d_1)| > 1) + p_{\text{empty}}I(|J'(c, d_2)| > 1)} \quad (63)$$

Proof. Follows by substituting the probabilities of lemma 2 into lemma 3. \square

E Education Dataset

Test questions from Anselmi, et al. (2010).

b101: A box contains 30 marbles in the following colors: 8 red, 10 black, 12 yellow. What is the probability that a randomly drawn marble is yellow? (Correct: 0.40)

b102: A bag contains 5-cent, 10-cent, and 20-cent coins. The probability of drawing a 5-cent coin is 0.35, that of drawing a 10-cent coin is 0.25, and that of drawing a 20-cent coin is 0.40. What is the probability that the coin randomly drawn is not a 5-cent coin? (0.65)

b103: A bag contains 5-cent, 10-cent, and 20-cent coins. The probability of drawing a 5-cent coin is 0.20, that of drawing a 10-cent coin is 0.45, and that of drawing a 20-cent coin is 0.35. What is the probability that the coin randomly drawn is a 5-cent coin or a 20-cent coin? (0.55)

b104: In a school, 40% of the pupils are boys and 80% of the pupils are right-handed. Suppose that gender and handedness are independent. What is the probability of randomly selecting a right-handed boy? (0.32)

b105: Given a standard deck containing 32 different cards, what is the probability of not drawing a heart? (0.75)

b106: A box contains 20 marbles in the following colors: 4 white, 14 green, 2 red. What is the probability that a randomly drawn marble is not white? (0.80)

b107: A box contains 10 marbles in the following colors: 2 yellow, 5 blue, 3 red. What is the probability that a randomly drawn marble is yellow or blue? (0.70)

b108: What is the probability of obtaining an even number by throwing a dice? (0.50)

- b109: Given a standard deck containing 32 different cards, what is the probability of drawing a 4 in a black suit? (Responses that round to 0.06 were considered correct.)
- b110: A box contains marbles that are red or yellow, small or large. The probability of drawing a red marble is 0.70 (lab: 0.30), the probability of drawing a small marble is 0.40. Suppose that the color of the marbles is independent of their size. What is the probability of randomly drawing a small marble that is not red? (0.12, lab: 0.28)
- b111: In a garage there are 50 cars. 20 are black and 10 are diesel powered. Suppose that the color of the cars is independent of the kind of fuel. What is the probability that a randomly selected car is not black and it is diesel powered? (0.12)
- b112: A box contains 20 marbles. 10 marbles are red, 6 are yellow and 4 are black. 12 marbles are small and 8 are large. Suppose that the color of the marbles is independent of their size. What is the probability of randomly drawing a small marble that is yellow or red? (0.48)
- b201: A box contains 30 marbles in the following colors: 10 red, 14 yellow, 6 green. What is the probability that a randomly drawn marble is green? (0.20)
- b202: A bag contains 5-cent, 10-cent, and 20-cent coins. The probability of drawing a 5-cent coin is 0.25, that of drawing a 10-cent coin is 0.60, and that of drawing a 20-cent coin is 0.15. What is the probability that the coin randomly drawn is not a 5-cent coin? (0.75)
- b203: A bag contains 5-cent, 10-cent, and 20-cent coins. The probability of drawing a 5-cent coin is 0.35, that of drawing a 10-cent coin is 0.20, and that of drawing a 20-cent coin is 0.45. What is the probability that the coin randomly drawn is a 5-cent coin or a 20-cent coin? (0.80)
- b204: In a school, 70% of the pupils are girls and 10% of the pupils are left-handed. Suppose that gender and handedness are independent. What is the probability of randomly selecting a left-handed girl? (0.07)
- b205: Given a standard deck containing 32 different cards, what is the probability of not drawing a club? (0.75)

- b206: A box contains 20 marbles in the following colors: 6 yellow, 10 red, 4 green. What is the probability that a randomly drawn marble is not yellow? (0.70)
- b207: A box contains 10 marbles in the following colors: 5 blue, 3 red, 2 green. What is the probability that a randomly drawn marble is blue or red? (0.80)
- b208: What is the probability of obtaining an odd number by throwing a dice? (0.50)
- b209: Given a standard deck containing 32 different cards, what is the probability of drawing a 10 in a red suit? (Responses that round to 0.06 were considered correct.)
- b210: A box contains marbles that are green or red, large or small The probability of drawing a green marble is 0.40, the probability of drawing a large marble is 0.20. Suppose that the color of the marbles is independent of their size. What is the probability of randomly drawing a large marble that is not green? (0.12)
- b211: In a garage there are 50 cars. 15 are white and 20 are diesel powered. Suppose that the color of the cars is independent of the kind of fuel. What is the probability that a randomly selected car is not white and it is diesel powered? (0.28)
- b212: A box contains 20 marbles. 8 marbles are white, 4 are green and 8 are red. 15 marbles are small and 5 are large. Suppose that the color of the marbles is independent of their size. What is the probability of randomly drawing a large marble that is white or green? (0.15)

Homogeneous DLCM

Class	Basic	Enhanced
0 'Proficient'	131	147
1 'Beginners'	31	26
2 'Pre >Post'	5	5

Table 29: Education Application. Treatment by latent class. The mode class of each subject is considered. The 'enhanced' treatment provided additional instruction with examples, and the 'basic' treatment provided instruction without examples.

F Medical Application

To resolve label switching we use the following process.

Our general approach is as follows. Take two possible class memberships: \underline{c} and \underline{c}' . Let \underline{c} be the ‘target’ classes. We seek to relabel \underline{c}' so that it agrees as much as possible with the target \underline{c} . That is we want to maximize the number of people with matching classes: $\sum_{i=0}^{n-1} I(c_i = c'_i)$.

We start by relabeling each chain so that the chains agree as much as possible. We choose one target chain. In each chain identify the *mode* class of each subject. We then relabel that mode so it agrees as much as possible with the representative chain. This relabing is propagated to each iteration in said chain.

Next we resolve label switching.

1. For each subject, identify the most common class \underline{c} across all chains and iterations. This is our target.
2. For each individual iteration, determine what permutation of labels most aligns that iteration with the target. Apply this relabeling.
3. Repeat both steps until no changes are made in step 2.

This approach is inspired by White and Murphy [2014].

G Sociology Application

Survey Questions from Centers for Disease Control and Prevention [2017].

- Q19: Have you ever been physically forced to have sexual intercourse when you did not want to?
- Q20: During the past 12 months, how many times did anyone force you to do sexual things that you did not want to do?
- Q21: During the past 12 months, how many times did someone you were dating or going out with force you to do sexual things that you did not want to do?
- Q22: During the past 12 months, how many times did someone you were dating or going out with physically hurt you on purpose?

- Q59: Have you ever had sexual intercourse?
- Q60: How old were you when you had sexual intercourse for the first time?
- Q61: During your life, with how many people have you had sexual intercourse?
- Q62: During the past 3 months, with how many people did you have sexual intercourse?
- Q63: Did you drink alcohol or use drugs before you had sexual intercourse the last time?
- Q64: The last time you had sexual intercourse, did you or your partner use a condom?
- Q65: The last time you had sexual intercourse, what one method did you or your partner use to prevent pregnancy?
- Q66: During your life, with whom have you had sexual contact?
- Q85: Have you ever been tested for HIV, the virus that causes AIDS?

Question	Value	Class 0	Class 1	Class 2
		At Risk	Not Sexually Active	Sexually Active
Q19	No	58.3%	96.6%	93.8%
Q19	Yes	41.7%	3.4%	6.2%
Q20	0	54.7%	90.4%	87.1%
Q20	1	19.7%	5.7%	8.4%
Q20	2+	25.5%	3.9%	4.5%
Q21	0	70.8%	94.7%	92.3%
Q21	1	15.9%	2.6%	5.4%
Q21	2+	13.4%	2.7%	2.3%
Q22	0	78.0%	98.4%	93.7%
Q22	1	8.0%	0.7%	3.6%
Q22	2+	14.0%	1.0%	2.7%
Q59	No	0.5%	99.9%	0.3%
Q59	Yes	99.5%	0.1%	99.7%
Q60	Never	0.5%	99.7%	0.3%
Q60	≤ 13 Years	25.5%	0.1%	1.2%
Q60	14+ years	74.0%	0.1%	98.5%
Q61	Never	0.5%	99.7%	0.3%
Q61	1	13.9%	0.1%	66.3%
Q61	2+	85.6%	0.1%	33.4%
Q62	0	24.4%	99.7%	22.6%
Q62	1	50.2%	0.1%	76.2%
Q62	2+	25.5%	0.1%	1.2%
Q63	No	72.6%	99.9%	92.6%
Q63	Yes	27.4%	0.1%	7.4%
Q64	No	60.6%	99.9%	39.6%
Q64	Yes	39.4%	0.1%	60.4%
Q65	Never had sex	0.9%	99.5%	0.5%
Q65	No method	19.7%	0.1%	12.1%
Q65	Birth control pills	18.9%	0.1%	19.8%
Q65	Condoms	26.5%	0.1%	49.0%
Q65	Other	34.0%	0.1%	18.5%
Q66	I have never had sexual contact	0.5%	76.7%	0.3%
Q66	Females	3.5%	1.4%	3.4%
Q66	Males	59.4%	17.7%	91.1%
Q66	Females and males	36.6%	4.2%	5.2%
Q85	No	69.9%	96.6%	84.1%
Q85	Yes	30.1%	3.4%	15.9%

Table 30: Marginal probabilities for sociology dataset