

# Dual-mode robust MPC for the tracking control of non-holonomic mobile robots

Huan Meng<sup>a</sup>, Jinhui Zhang<sup>1,\*</sup>

<sup>a</sup>*School of Automation, Beijing Institute of Technology, Beijing 100081, China.*

## Abstract

In this paper, a novel dual-mode robust model predictive control (MPC) approach is proposed for solving the tracking control problem of non-holonomic mobile robots with additive bounded disturbance. To reduce the negative effect of disturbance and drive the state of real system closer to the one of nominal system, a robust reference signal is introduced into the cost function of MPC. In order to reduced the computation burden caused by online optimization of MPC and further improve the tracking accuracy, a dual-mode control structure consisting of the robust MPC and the local nonlinear robust control is developed, in which the local nonlinear robust control law is applied within a specified terminal region. Finally, simulation results on the non-holonomic mobile robot are presented to show the validity of the proposed control approach.

**Keywords:** Non-holonomic mobile robots, robust MPC, dual-mode control, robust reference input signal, tracking control.

## 1. Introduction

Trajectory tracking control of non-holonomic mobile robots has attracted great attention in recent years, and the applications can be found in broad fields [1–6]. Many control strategies have been proposed to tackle the trajectory tracking problem, such as sliding mode control [7–9], adaptive control [10–12], and back-stepping control [13], etc. It is well-known that the physical constraints are often unavoidable for nonholonomic mobile robots, and the constraints are not well-addressed by applying the aforementioned control strategies. Model predictive control (MPC) has achieved extraordinary attention since it is capable of dealing with the state and input constraints while providing an optimal control performance [14–17].

MPC approach has been studied for the tracking problem of non-holonomic robots. In [18–20], the MPC is employed for non-holonomic robots by considering the system to be an ideal model. However, when the system is perturbed by additive disturbance, the recursive feasibility of MPC and the stability of closed-loop may be destroyed. To deal with the system with disturbance, several MPC strategies characterised by robustness are proposed. In [21–24], a min-max MPC is formulated by considering the worst-case of the disturbance to guarantee the recursive feasibility and robust stability. Because of the presence of disturbance in the cost function, the computational complexity of the optimization problem is intractable. To cope with this problem, the tube-based MPC approaches are reported in [25–28], which take advantages of open-loop desired controller and auxiliary feedback controller to restrain the actual state within a “tube” centered around the optimal nominal state. However, the tube-based MPC is relatively conservative and is sensitive to additive disturbance. Meanwhile, in the optimization problem, the input constraint has to be tightened due to the additive auxiliary controller, which may degrade the optimization performance. Another approach is proposed in

[29–32] called robust MPC, which guarantees that the optimization problem based on nominal system is sufficiently robust to additive disturbance. It has to be pointed out that although the conservativeness is reduced compared with tube-based MPC, it is still susceptible because the control law is derived from nominal system.

Considering the limitation of the robustness of MPC, it is interesting to combine MPC with existing robust control approaches. In [33], the dual-mode robust MPC control scheme is proposed, in which the system state is first driven into a specified terminal region under robust MPC law and then a linear feedback control law obtained by linearized the model is applied. This approach satisfies the constraints while improving the robustness of closed-loop system. What’s more, for the perturbed systems, it is important to alleviate the negative effect of disturbance, and to guarantee that the perturbed system behaves the same as nominal system as possible and the actual state is closer to the nominal state. Therefore, in this paper, a novel dual-mode robust MPC approach is proposed for tracking the tracking control problem of non-holonomic mobile robots with additive bounded disturbance, and the objective is to improve the robustness of MPC and the accuracy of the trajectory tracking control. The main contributions can be summarized as follows:

- (1) A robust reference signal is introduced in the cost function to improve the robustness of MPC. By minimizing the cost function, the control law is close to the reference signal, which can reduce the negative effect of disturbance and drive the state of real system closer to the one of nominal system.
- (2) A dual-mode control structure consisting of the robust MPC and the local nonlinear robust control is developed, in which the local nonlinear robust control law is applied within a specified terminal region. The approach can relieve the computation burden of online optimization caused by MPC and improve the tracking accuracy. Meanwhile, the satisfaction of constraints is guaranteed in the whole process. The rigorous recursive feasibility of MPC and stability of closed-loop system is conducted.

\*Corresponding author: Jinhui Zhang. Tel: +86 10 68914350; fax: +86 10 68914382

Email addresses: 3120205476@bit.edu.cn (Huan Meng), zhangjinh@bit.edu.cn (Jinhui Zhang)

The notations adopted in this paper are standard.  $\mathbb{R}$  denotes the set of real number and  $\mathbb{R}^n$  is the  $n$ -dimensional Euclidean space.  $\mathbb{N}$  represents the set of all natural number. For a vector  $x$ ,  $\|x\| = \sqrt{x^T x}$  and  $\|x\|_Q = \sqrt{x^T Q x}$  are the Euclidean norm and weighted  $Q$  norm. For a matrix  $M$ ,  $\bar{\lambda}(M)$  and  $\underline{\lambda}(M)$  are the maximum and minimum eigenvalues of  $M$  respectively.  $(\tau|t)$  indicates the value of a variable at time  $\tau$  predicted from time  $t$ . The feasible variables are marked as  $\bar{\cdot}$  and the optimal variables attained by solving optimization problem is marked as  $\cdot^*$ . To simplify notation, time dependence is omitted when not relevant.

## 2. Problem Formulation and Preliminaries

### 2.1. Kinematics of the non-holonomic mobile robot

The mechanical structure of the non-holonomic robot is shown in Fig. 1. The chassis of the robot is rectangle, and  $\rho$  is half the distance between the two driving wheels.  $v_R$  and  $v_L$  are the velocities of right and left driving wheels of the robot, respectively. The velocities of the driving wheels are bounded by  $|v_L| \leq a$  and  $|v_R| \leq a$ , where  $a \in \mathbb{R}$  is a known positive constant. Then, the linear velocity  $v$  and angular velocity  $\omega$  of the robot can be presented as

$$\begin{aligned} v &= (v_R + v_L) / 2, \\ \omega &= (v_R - v_L) / 2\rho. \end{aligned}$$

The kinematics of the center of robot is described by the following continuous-time model:

$$\dot{\xi} = f(\xi, u) \triangleq \begin{bmatrix} \cos \theta & 0 \\ \sin \theta & 0 \\ 0 & 1 \end{bmatrix} u, \quad (1)$$

where  $\xi = [p^T, \theta]^T \in \mathbb{R}^2 \times (-\pi, \pi]$  is the system state, consisting of the position  $p = [x, y]^T$  and the orientation  $\theta$ , and  $u = [v, \omega]^T$  denotes the control input. According to [34], the system (1) is subject to the following input constraint

$$u \in \mathbb{U} = \left\{ [v, \omega]^T \mid \frac{|v|}{a} + \frac{|\omega|}{b} \leq 1 \right\}, \quad (2)$$

with  $b = a/\rho$ .

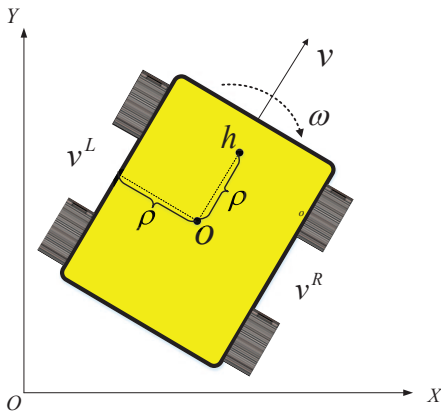


Figure 1: The structure of the nonholonomic mobile robot.

### 2.2. Tracking error system

To drive the non-holonomic mobile robot to track a desired trajectory, we assume that the trajectory is generated by a virtual robot, which has the same structure (1), and the the trajectory can be represented as

$$\dot{\xi}_r = f(\xi_r, u_r), \quad (3)$$

where  $\xi_r = [p_r^T, \theta_r]^T \in \mathbb{R}^2 \times (-\pi, \pi]$  is the desired state, the desired trajectory is given by  $p_r = [x_r, y_r]^T$  and  $u_r = [v_r, \omega_r]^T \in \mathbb{U}$  is the control input of virtual robot.

The kinematics of the controlled robot is given by (1). Considering the existence of non-holonomic constraint, we set the reference point of robot at point 'h' instead of its center, where point 'h' lies a distance  $\rho$  along the perpendicular bisector of the wheel axis ahead of the robot (see Fig. 1). Meanwhile, we consider the disturbance acting on linear velocity due to sideslip while neglecting the disturbance acting on angular velocity. Therefore, the kinematics of the controlled robot at point 'h' is further formulated as follows:

$$\begin{aligned} \dot{\xi}_f &= f_h(\xi_f, u_f) + \hat{d} \\ &= \begin{bmatrix} \cos \theta_f & -\rho \sin \theta_f \\ \sin \theta_f & \rho \cos \theta_f \\ 0 & 1 \end{bmatrix} u_f + \begin{bmatrix} \cos \theta_f d \\ \sin \theta_f d \\ 0 \end{bmatrix} \end{aligned} \quad (4)$$

where  $\xi_f = [p_f^T, \theta_f]^T \in \mathbb{R}^2 \times (-\pi, \pi]$  is the state with  $p_f = [x_f, y_f]^T$  and  $u_f = [v_f, \omega_f]^T \in \mathbb{U}$  is the control input.  $\hat{d} = [\cos \theta_f d, \sin \theta_f d, 0]^T$  is the additive disturbance satisfying  $|d| \leq \mu$ .

By constructing the Frenet-Serret frames, the tracking error  $p_{rf} = [x_{rf}, y_{rf}]^T$  between the desired trajectory and controlled robot is given by [19]

$$p_{rf} = R(-\theta_f)(p_r - p_f), \quad (5)$$

$$\theta_{rf} = \theta_f - \theta_r, \quad (6)$$

where  $R(\theta_f) = \begin{bmatrix} \cos \theta_f & \sin \theta_f \\ -\sin \theta_f & \cos \theta_f \end{bmatrix}$  is the rotation matrix. Taking the derivative of (5) yields the tracking error system

$$\dot{p}_{rf} = \begin{bmatrix} -\omega_f y_{rf} + v_r \cos \theta_{rf} \\ \omega_f x_{rf} + v_r \sin \theta_{rf} \end{bmatrix} - \begin{bmatrix} v_f \\ \rho \omega_f \end{bmatrix} + \begin{bmatrix} d \\ 0 \end{bmatrix}. \quad (7)$$

To design a dual-mode robust MPC algorithm for trajectory tracking control, the nominal system representation in MPC is first given.

The nominal system of controlled robot (4) is presented as

$$\dot{\bar{\xi}}_f = f_h(\bar{\xi}_f, \bar{u}_f), \quad (8)$$

and thus the nominal form of tracking error system (4) is

$$\dot{\bar{p}}_{rf} = \begin{bmatrix} -\bar{\omega}_f \bar{y}_{rf} + v_r \cos \bar{\theta}_{rf} \\ \bar{\omega}_f \bar{x}_{rf} + v_r \sin \bar{\theta}_{rf} \end{bmatrix} - \begin{bmatrix} \bar{v}_f \\ \rho \bar{\omega}_f \end{bmatrix}. \quad (9)$$

### 2.3. Optimization problem for dual-mode robust MPC

Defining the sampling instant as  $\{t_k\}$ ,  $k \in \mathbb{N}$ , and the sampling period as  $\delta = t_{k+1} - t_k$ , the optimization problem is solved at each sampling instant. If the tracking error  $p_{rf}$  is outside the terminal region  $\Omega_\epsilon$  given by  $\Omega_\epsilon = \{\bar{p}_{rf} \in \mathbb{R}^2 \mid \|\bar{p}_{rf}\| \leq \epsilon, \epsilon > 0\}$ , the robust

MPC is applied. Then, the optimization problem at  $t_k$  with prediction horizon  $T$  is formulated as follows:

**Problem 1**

$$\min_{\bar{u}_f(\cdot)} J(p_{rf}(t_k), \bar{u}_f(\cdot)), \quad (10)$$

subject to

$$\bar{\xi}_f(t_k|t_k) = \xi_f(t_k), \quad (11)$$

$$\bar{\xi}_f(\tau|t_k) = f_h(\bar{\xi}_f(\tau|t_k), \bar{u}_f(\tau|t_k)), \quad (12)$$

$$\bar{u}_f(\tau|t_k) \in \mathbb{U}, \quad (13)$$

$$\bar{p}_{rf}(t_k + T|t_k) \in \Omega_\varepsilon, \quad (14)$$

with  $\tau \in [t_k, t_k + T]$ . The cost function  $J(p_{rf}(t_k), \bar{u}_f(\cdot))$  in **Problem 1** is defined as

$$J(p_{rf}(t_k), \bar{u}_f(\cdot)) = \int_{t_k}^{t_k+T} L(\bar{p}_{rf}(\tau|t_k), \bar{u}_{rf}(\tau|t_k))d\tau + V_f(\bar{p}_{rf}(t_k + T|t_k))d\tau \quad (15)$$

where  $L(\bar{p}_{rf}(\tau|t_k), \bar{u}_{rf}(\tau|t_k)) = \|\bar{p}_{rf}(\tau|t_k)\|_Q^2 + \|\bar{u}_{rf}(\tau|t_k)\|_R^2$  is stage cost with  $Q = \text{diag}\{q_1, q_2\}$ ,  $R = \text{diag}\{r_1, r_2\}$ ,  $\bar{u}_{rf}$  is designed as

$$\bar{u}_{rf} = \begin{bmatrix} v_r \cos \bar{\theta}_{rf} + \eta \tanh(\vartheta \bar{x}_{rf}) - \bar{v}_f \\ v_r \sin \bar{\theta}_{rf} - \rho \bar{\omega}_f \end{bmatrix} \quad (16)$$

with  $\eta > \mu$ , tuning parameter satisfying  $\vartheta > 0$ , and  $V_f(\bar{p}_{rf}(t_k + T|t_k)) = \frac{1}{2}\|\bar{p}_{rf}(t_k + T|t_k)\|_2^2$  is terminal cost. By solving **Problem 1**, the following optimal input sequence is obtained for  $\tau \in [t_k, t_k + T]$

$$\bar{u}_f^*(\tau|t_k) = \arg \min_{\bar{u}_f(\cdot)} J(p_{rf}(t_k), \bar{u}(\cdot)),$$

and  $\bar{u}_f^*(\tau|t_k)$ , is applied as the control law  $\tau \in [t_k, t_{k+1}]$ .

If the tracking error  $p_{rf}$  enters the set  $\Omega_\alpha$ , the following control law is applied

$$\kappa_f(\xi_f) = \begin{bmatrix} v_r \cos \theta_{rf} + \eta \tanh(\vartheta x_{rf}) + k_1 x_{rf} \\ \frac{1}{\rho}(v_r \sin \theta_{rf} + k_2 y_{rf}) \end{bmatrix} \quad (17)$$

where  $k_1$  and  $k_2$  are the controller gain.

Before preceding further, some lemmas are presented as follows.

**Lemma 1.** [34] The function  $f_h(\bar{\xi}_f, \bar{u}_f)$  is locally Lipschitz continuous with respect to its first arguement  $\bar{\xi}_f$  and Lipchitz constant is  $a$ , such that

$$\|f_h(\bar{\xi}_{f1}, \bar{u}_f) - f_h(\bar{\xi}_{f2}, \bar{u}_f)\| \leq a\|\bar{\xi}_{f1} - \bar{\xi}_{f2}\|. \quad (18)$$

**Lemma 2.** [35] For the real tracking error system (7) and the nominal system (9) with the same initial state and control input. Then, the state deviation  $p_{rf}(t) - \bar{p}_{rf}(t)$  is bounded by

$$\|p_{rf}(t) - \bar{p}_{rf}(t)\| \leq \frac{\mu}{a}(e^{at} - 1). \quad (19)$$

**Lemma 3.** (Gronwall inequality) If

$$x(t) \leq h(t) + \int_{t_0}^t \beta(\tau)x(\tau)d\tau, \quad t \in [t_0, \mathcal{T}],$$

with all the functions involved are continuous on  $[t_0, \mathcal{T}]$ ,  $\mathcal{T} \leq +\infty$  and  $\beta(t) \geq 0$ , then  $x(t)$  satisfies the integral inequality

$$x(t) \leq h(t) + \int_{t_0}^t h(\tau)\beta(\tau) \exp \left[ \int_{\tau}^t \beta(\sigma)d\sigma \right] d\tau, \quad t \in [t_0, \mathcal{T}]. \quad (20)$$

**Lemma 4.** For the nominal tracking error system (9), if the linear velocity  $v_r$  of the virtual robot is limited by

$$\max |v_r| = \bar{a} \leq \frac{a - \eta}{\sqrt{2}}, \quad (21)$$

then there exists a invariant set  $\Omega_\alpha = \{\bar{p}_{rf} \in \mathbb{R}^2 | \|\bar{p}_{rf}\| \leq \alpha\}$ , and local nonlinear control law

$$\kappa_f(\bar{\xi}_f) = \begin{bmatrix} v_r \cos \bar{\theta}_{rf} + \eta \tanh(\vartheta \bar{x}_{rf}) + k_1 \bar{x}_{rf} \\ \frac{1}{\rho}(v_r \sin \bar{\theta}_{rf} + k_2 \bar{y}_{rf}) \end{bmatrix}, \quad (22)$$

where  $\varepsilon \leq \alpha \leq \frac{m}{\sqrt{k_1^2 + k_2^2}}$ ,  $m = a - \sqrt{2}\bar{a} - \eta$ ,  $q_i r_i < \frac{1}{4}$ ,  $k_i \in \left( \frac{1 - \sqrt{1 - 4q_i r_i}}{2r_i}, \frac{1 + \sqrt{1 - 4q_i r_i}}{2r_i} \right)$ ,  $i = 1, 2$ , such that for all  $\bar{p}_{rf} \in \Omega_\alpha$ ,  $\kappa_f(\bar{p}_{rf}) \in \mathbb{U}$  and

$$\dot{V}_f(\bar{p}_{rf}) + L(\bar{p}_{rf}, \kappa_f(\bar{p}_{rf})) \leq 0. \quad (23)$$

*Proof.* The proof consists of three parts:

The first part is to show the set  $\Omega_\alpha$  is invariant under the control law (22). The Lyapunov function is selected as

$$V_1 = \frac{1}{2} \bar{p}_{rf}^T \bar{p}_{rf}. \quad (24)$$

Taking derivative of (24) and combining (22) yields

$$\dot{V}_1 = -k_1 \bar{x}_{rf}^2 - k_2 \bar{y}_{rf}^2 - \eta \bar{x}_{rf} \tanh(\vartheta \bar{x}_{rf}) \leq 0,$$

which implies the set  $\Omega_\alpha$  is invariant. The first part is proven.

The second part is to show the feedback control law (22) satisfies the constraint (13). It can be derived that

$$\begin{aligned} \frac{|v_f|}{a} + \frac{|\omega_f|}{b} &= \frac{|v_r \cos \bar{\theta}_{rf} + \eta \tanh(\vartheta \bar{x}_{rf}) + k_1 \bar{x}_{rf}|}{a} \\ &\quad + \frac{|v_r \sin \bar{\theta}_{rf} + k_2 \bar{y}_{rf}|}{\rho b} \\ &\leq \frac{1}{a}(k_1 |\bar{x}_{rf}| + k_2 |\bar{y}_{rf}| + \sqrt{2}|v_r| + \eta). \end{aligned}$$

Since  $\alpha \leq \frac{m}{\sqrt{k_1^2 + k_2^2}}$ , then  $k_1 |\bar{x}_{rf}| + k_2 |\bar{y}_{rf}| \leq m$  holds for all  $\bar{p}_{rf} \in \Omega_\alpha$ . Thus,  $\frac{|v_f|}{a} + \frac{|\omega_f|}{b} \leq 1$  is proven.

The third part is to show inequality (23) holds. It can be shown that

$$\begin{aligned} \dot{V}_f(\bar{p}_{rf}) + L(\bar{p}_{rf}, \kappa_f(\bar{p}_{rf})) \\ \leq (-k_1 + q_1 + r_1 k_1^2) \bar{x}_{rf}^2 + (-k_2 + q_2 + r_2 k_2^2) \bar{y}_{rf}^2, \end{aligned}$$

which together with  $q_i r_i < \frac{1}{4}$ ,  $k_i \in \left( \frac{1 - \sqrt{1 - 4q_i r_i}}{2r_i}, \frac{1 + \sqrt{1 - 4q_i r_i}}{2r_i} \right)$ ,  $i = 1, 2$  implies that the inequality  $\dot{V}_f(\bar{p}_{rf}) + L(\bar{p}_{rf}, \kappa_f(\bar{p}_{rf})) \leq 0$  holds for all  $\bar{p}_{rf} \in \Omega_\alpha$ .

Therefore, the proof is completed.  $\square$

**Algorithm 1** The dual-mode robust MPC approach

- 
- 1: Set  $k = 0$  and initialize the state of nominal system (8) as the actual one  $\xi_f(t_0)$ .
  - 2: **While**  $p_{rf} \notin \Omega_\varepsilon$
  - 3:     Solve **Problem 1**
  - 4:     Apply  $u_f(t_k) = \bar{u}_f^*(t_k|t_k)$  to the real system for  $t \in [t_k, t_{k+1})$
  - 5:     Update  $k = k + 1$
  - 6: **End while**
  - 7: Apply the nonlinear control law  $u = \kappa_f(p_{rf})$
- 

Based on the discussion above, the procedure of dual-mode robust MPC algorithm described in Algorithm 1.

**Remark 1.** It should be noted that different from the robust MPC in [31], the robust reference signal  $v_r \cos \bar{\theta}_{rf} + \eta \tanh(\vartheta \bar{x}_{rf})$  is introduced in the cost function. By minimizing the cost function, the control input  $v_f$  will be close to  $v_r \cos \bar{\theta}_{rf} + \eta \tanh(\vartheta \bar{x}_{rf})$ , in which the term  $\eta \tanh(\vartheta \bar{x}_{rf})$  can alleviate the effect of the additive disturbance and therefore the actual state can be driven closer to the nominal state, i.e.  $\|p_{rf} - \bar{p}_{rf}\| \rightarrow 0$ . Therefore, the robust MPC part of the proposed approach behaves better performance of disturbance rejection.

### 3. THEORETICAL ANALYSIS

In this section, the recursive feasibility of the dual-mode robust MPC algorithm and the stability of closed-loop system is investigated.

#### 3.1. Recursive feasibility analysis

**Theorem 1.** For the tracking error system (7), assume that **Problem 1** is feasible at the initial instant  $t_0$ . Then the **Problem 1** is recursive feasible for any instant  $t_k$ , if the following conditions are satisfied: (1)  $\frac{\mu}{a}(e^{a\delta} - 1)e^{a(T-\delta)} \leq (\alpha - \varepsilon)$ , (2)  $\lambda(Q^*)\delta \geq \ln \frac{\alpha}{\varepsilon}$  ( $Q^* = Q + K^T R K$ ,  $K = [k_1, k_2]^T$ ).

*Proof.* To show the recursive feasibility of **Problem 1**, the candidate solution at time  $t_{k+1}$  is

$$\tilde{u}_f(\tau|t_{k+1}) = \begin{cases} \bar{u}_f^*(\tau|t_k), \tau \in [t_{k+1}, t_k + T) \\ \kappa_f(\tilde{p}_{rf}(\tau|t_{k+1})), \tau \in [t_k + T, t_{k+1} + T) \end{cases}, \quad (25)$$

and the feasible state trajectory is generated by

$$\dot{\tilde{\xi}}_f(\tau|t_{k+1}) = f_h(\tilde{\xi}_f(\tau|t_{k+1}), \tilde{u}_f(\tau|t_{k+1})), \quad (26)$$

where  $\tau \in [t_{k+1}, t_{k+1} + T)$ ,  $\tilde{\xi}_f(t_{k+1}|t_{k+1}) = \xi_f(t_{k+1})$ . We will first prove the feasible state satisfying  $\tilde{p}_{rf}(t_{k+1} + T|t_{k+1}) \in \Omega_\varepsilon$  under control law (25).

For  $\tau \in [t_{k+1}, t_k + T)$ , the difference between feasible state  $\tilde{\xi}_f(\tau|t_{k+1})$  and optimal state  $\bar{\xi}_f^*(\tau|t_{k+1})$  is bounded by

$$\|\tilde{\xi}_f(\tau|t_{k+1}) - \bar{\xi}_f^*(\tau|t_{k+1})\| \leq \frac{\mu}{a}(e^{a\delta} - 1)e^{a(\tau-t_{k+1})}.$$

With the fact

$$\|\tilde{p}_{rf}(\tau|t_{k+1}) - \bar{p}_{rf}^*(\tau|t_{k+1})\| \leq \|\tilde{\xi}_f(\tau|t_{k+1}) - \bar{\xi}_f^*(\tau|t_{k+1})\|, \quad (27)$$

and by substituting  $\tau = t_k + T$  into (27) and applying triangle inequality, one has

$$\begin{aligned} & \|\tilde{p}_{rf}(t_k + T|t_{k+1})\| \\ & \leq \|\bar{p}_{rf}^*(t_k + T|t_{k+1})\| + \frac{\mu}{a}(e^{a\delta} - 1)e^{a(T-\delta)} \\ & \leq \varepsilon + (\alpha - \varepsilon) \\ & = \alpha, \end{aligned}$$

which implies the feasible state  $\tilde{p}_{rf}(t_k + T|t_{k+1})$  enters the region  $\Omega_\alpha$ .

Considering  $\tau \in [t_k + T, t_{k+1} + T]$ , the control law switches to  $\kappa_f(\tilde{p}_{rf}(\tau|t_{k+1}))$ . According to Lemma 4, we have

$$\dot{V}_f(\tilde{p}_{rf}(\tau|t_{k+1})) \leq -2\lambda(Q^*)V_f(\tilde{p}_{rf}(\tau|t_{k+1})).$$

By applying the comparison principle [35], we have

$$V_f(\tilde{p}_{rf}(\tau|t_{k+1})) \leq V_f(\tilde{p}_{rf}(t_k + T|t_{k+1}))e^{-2\lambda(Q^*)(\tau-t_k-T)}.$$

At time  $\tau = t_{k+1} + T$ , the above inequality can be equivalently written as

$$\|\tilde{p}_{rf}(t_{k+1} + T|t_{k+1})\| \leq \|\tilde{p}_{rf}(t_k + T|t_{k+1})\|e^{-\lambda(Q^*)\delta}.$$

Due to  $\|\tilde{p}_{rf}(t_k + T|t_{k+1})\| \leq \alpha$  and  $\lambda(Q^*)\delta \geq \ln \frac{\alpha}{\varepsilon}$ , we obtain

$$\|\tilde{p}_{rf}(t_{k+1} + T|t_{k+1})\| \leq \varepsilon,$$

which implies the terminal state constraint  $\tilde{p}_{rf}(t_{k+1} + T|t_{k+1}) \in \Omega_\varepsilon$  is satisfied. Next is to show the candidate solution conforms to input constraint (13).

For  $\tau \in [t_{k+1}, t_k + T)$ , the control law is derived from  $\bar{u}_f^*(\tau|t_k)$ , and thus it satisfies input constraint (13). Meanwhile, by referring to Lemma 4, the terminal control law  $\kappa_f(\tilde{p}_{rf}(\tau|t_{k+1}))$  is implemented during  $\tau \in [t_k + T, t_{k+1} + T]$ , which means the input constraint is also satisfied.

The proof is completed.  $\square$

#### 3.2. Stability analysis

To guarantee to stability of closed-loop system, the following theorem is given.

**Theorem 2.** For system (4) with the dual-mode control input, if the conditions in Theorem 1 and the following condition

$$\xi_1 + \xi_2 + \xi_3 + \xi_4 < 0 \quad (28)$$

are satisfied, where  $\xi_1 = \bar{\lambda}(Q)(\frac{2\mu^2}{a^3}(e^{a\delta} - 1)^2(e^{2a(T-\delta)} - 1) + \frac{\mu\gamma_1}{a^2}(e^{a\delta} - 1)(e^{a(T-\delta)} - 1))$ ,  $\xi_2 = 4\bar{\lambda}(R)\eta(\eta + \gamma_2)(T - \delta)$ ,  $\xi_3 = \frac{\mu}{2a}(e^{a\delta} - 1)e^{a(T-\delta)}(\varepsilon + \alpha)$ ,  $\xi_4 = -\lambda(Q)\delta\varepsilon^2$ ,  $\gamma_1$  and  $\gamma_2$  are the upper bound of  $\bar{p}_{rf}$  and  $\bar{u}_{rf}$  respectively, then

- (1) the tracking error state  $p_{rf}$  converges asymptotically to the region  $\Omega_\varepsilon$  under the control law generated by **Problem 1** if tracking error  $p_{rf}$  is outside  $\Omega_\varepsilon$ ,
- (2) the closed-loop tracking error system is input-to-state stable (ISS) under  $\kappa_f(p_{rf})$  if the tracking error  $p_{rf}$  enters  $\Omega_\varepsilon$ .



*Proof.* If  $p_{rf}$  is outside  $\Omega_\varepsilon$ , i.e.  $p_{rf} \notin \Omega_\varepsilon$ , define  $\Delta J = J(\tilde{p}_{rf}(\tau|t_{k+1}), \tilde{u}_f(\tau|t_{k+1})) - J(\tilde{p}_{rf}^*(\tau|t_k), \tilde{u}_f^*(\tau|t_k))$ . Then expanding the term  $\Delta J$  yields that

$$\begin{aligned} \Delta J &= \int_{t_{k+1}}^{t_{k+1}+T} L(\tilde{p}_{rf}(\tau|t_{k+1}), \tilde{u}_{rf}(\tau|t_{k+1})) d\tau \\ &\quad + V_f(\tilde{p}_{rf}(t_{k+1} + T|t_{k+1})) - \\ &\quad \int_{t_k}^{t_{k+1}+T} L(\tilde{p}_{rf}^*(\tau|t_k), \tilde{u}_{rf}^*(\tau|t_k)) d\tau - V_f(\tilde{p}_{rf}^*(t_k + T|t_k)) \\ &= \Delta_1 + \Delta_2 + \Delta_3 + \Delta_4, \end{aligned}$$

where

$$\begin{aligned} \Delta_1 &= \int_{t_{k+1}}^{t_{k+1}+T} \left\| \tilde{p}_{rf}(\tau|t_{k+1}) \right\|_Q^2 - \left\| \tilde{p}_{rf}^*(\tau|t_k) \right\|_Q^2 d\tau, \\ \Delta_2 &= \int_{t_{k+1}}^{t_{k+1}+T} \left\| \tilde{u}_{rf}(\tau|t_{k+1}) \right\|_R^2 - \left\| \tilde{u}_{rf}^*(\tau|t_k) \right\|_R^2 d\tau, \\ \Delta_3 &= \int_{t_k+T}^{t_{k+1}+T} L(\tilde{p}_{rf}(\tau|t_{k+1}), \tilde{u}_f(\tau|t_{k+1})) d\tau \\ &\quad + V_f(\tilde{p}_{rf}(t_{k+1} + T|t_{k+1})) - V_f(\tilde{p}_{rf}^*(t_k + T|t_k)), \\ \Delta_4 &= - \int_{t_k}^{t_{k+1}} L(\tilde{p}_{rf}^*(\tau|t_{k+1}), \tilde{u}_f^*(\tau|t_{k+1})) d\tau. \end{aligned}$$

For  $\Delta_1$ , it holds that

$$\begin{aligned} \Delta_1 &\leq \int_{t_{k+1}}^{t_{k+1}+T} \left( \left\| \tilde{p}_{rf}(\tau|t_{k+1}) - \tilde{p}_{rf}^*(\tau|t_k) \right\|_Q \right) \\ &\quad \times \left( \left\| \tilde{p}_{rf}(\tau|t_{k+1}) - \tilde{p}_{rf}^*(\tau|t_k) \right\|_Q + 2 \left\| \tilde{p}_{rf}^*(\tau|t_k) \right\|_Q \right) d\tau \\ &\leq \bar{\lambda}(Q) \int_{t_{k+1}}^{t_{k+1}+T} \left( \frac{\mu}{a} (e^{a\delta} - 1) e^{a(\tau-t_{k+1})} \right) \\ &\quad \times \left( \frac{\mu}{a} (e^{a\delta} - 1) e^{a(\tau-t_{k+1})} + 2\gamma_1 \right) d\tau \\ &\leq \bar{\lambda}(Q) \left( \frac{2\mu^2}{a^3} (e^{a\delta} - 1)^2 (e^{2a(T-\delta)} - 1) \right. \\ &\quad \left. + \frac{\mu\gamma_1}{a^2} (e^{a\delta} - 1) (e^{a(T-\delta)} - 1) \right). \end{aligned}$$

Considering  $\Delta_2$ , we have

$$\begin{aligned} \Delta_2 &\leq \int_{t_{k+1}}^{t_{k+1}+T} \left( \left\| \tilde{u}_{rf}(\tau|t_{k+1}) - \tilde{u}_{rf}^*(\tau|t_k) \right\|_R \right) \\ &\quad \times \left( \left\| \tilde{u}_{rf}(\tau|t_{k+1}) - \tilde{u}_{rf}^*(\tau|t_k) \right\|_R + 2 \left\| \tilde{u}_{rf}^*(\tau|t_k) \right\|_R \right) d\tau \\ &\leq 4\bar{\lambda}(R) \int_{t_{k+1}}^{t_{k+1}+T} \eta(\eta + \gamma_2) d\tau \\ &\leq 4\bar{\lambda}(R)\eta(\eta + \gamma_2)(T - \delta). \end{aligned}$$

The upper bound of  $\Delta_3$  can be obtained as

$$\begin{aligned} \Delta_3 &= \int_{t_k+T}^{t_{k+1}+T} L(\tilde{p}_{rf}(\tau|t_{k+1}), \tilde{u}_{rf}(\tau|t_{k+1})) d\tau \\ &\quad + V_f(\tilde{p}_{rf}(t_{k+1} + T|t_{k+1})) - V_f(\tilde{p}_{rf}(t_k + T|t_{k+1})) \\ &\quad + V_f(\tilde{p}_{rf}(t_k + T|t_{k+1})) - V_f(\tilde{p}_{rf}^*(t_k + T|t_k)) \\ &\leq V_f(\tilde{p}_{rf}(t_k + T|t_{k+1})) - V_f(\tilde{p}_{rf}^*(t_k + T|t_k)) \\ &\leq \frac{1}{2} \left( \left\| \tilde{p}_{rf}(t_k + T|t_{k+1}) - \tilde{p}_{rf}^*(t_k + T|t_k) \right\|_2 \right) \times \end{aligned}$$

$$\begin{aligned} &\left( \left\| \tilde{p}_{rf}(t_k + T|t_{k+1}) \right\|_2 + \left\| \tilde{p}_{rf}^*(t_k + T|t_k) \right\|_2 \right) \\ &\leq \frac{\mu}{2a} (e^{a\delta} - 1) e^{a(T-\delta)} (\varepsilon + \alpha). \end{aligned}$$

For  $\Delta_4$ , according to [31], it is bounded as

$$\Delta_4 < -\bar{\lambda}(Q)\delta\varepsilon^2.$$

Therefore, it can be deduced that  $\Delta J = \Delta_1 + \Delta_2 + \Delta_3 + \Delta_4 < 0$ . By following Theorem 2 of [36],  $p_{rf}$  will converge asymptotically to the region  $\Omega_\varepsilon$ .

If the tracking error  $p_{rf}$  enters  $\Omega_\varepsilon$ , the controller law  $\kappa_f(p_{rf})$  is applied. To prove stability, the Lyapunov candidate for (7) is chosen as

$$V_2 = \frac{1}{2} p_{rf}^T p_{rf} \quad (29)$$

Differentiating (29) yields that

$$\begin{aligned} \dot{V}_2 &= p_{rf}^T \dot{p}_{rf} \\ &\leq -k_1 x_{rf}^2 - k_2 y_{rf}^2 - \eta x_{rf} \tanh(\vartheta x_{rf}) - \mu x_{rf} \\ &\leq -k_1 x_{rf}^2 - k_2 y_{rf}^2 - (\eta \tanh(\vartheta x_{rf}) - \mu) |x_{rf}|. \end{aligned}$$

According to [37], it infers that the closed-loop system of (7) is ISS under  $\kappa_f(p_{rf})$  and the steady tracking error is bounded as  $\|p_{rf}\| \leq \frac{\mu}{\eta\vartheta}$ .

The proof is completed.  $\square$

**Remark 2.** Noted that in [31], the real tracking error  $p_{rf}$  finally converges into the region  $\Omega_\varepsilon$ . In this paper, the real tracking error  $p_{rf}$  can finally converge to the region  $\|p_{rf}\| \leq \frac{\mu}{\eta\vartheta}$  under the robust control law  $\kappa_f(p_{rf})$  in the dual-mode structure. By tuning the parameters  $\eta$  and  $\vartheta$ , the region can be largely reduced. Meanwhile, the computation burden can be relieved because the off-line control law  $\kappa_f(p_{rf})$  is implemented within  $\Omega_\varepsilon$  instead of robust MPC, and the constraint (2) can be also satisfied.

**Remark 3.** In [33], the local control law  $\kappa_f(\cdot)$  in the dual-mode structure is obtained by linearizing the system model at origin. However, this method can lead to model error and further affect the control accuracy. In this paper, the local control law is generated from the nonlinear tracking error system (7), which can show better tracking accuracy.

## 4. Simulation

In the simulation, the linear speed of the nonholonomic robot is limited by  $a = 0.4m/s$  and the half of wheel base by  $\rho = 0.28m$ . The control input constraint is given by  $\mathbb{U} = \{v_f/0.4 + \omega_f/1.4286 \leq 1\}$  with  $b = a/\rho = 1.4286$ . The additive disturbance satisfies  $|d| \leq 0.05$ . The initial configuration is set to be  $\xi_f = [0, 0, \frac{\pi}{2}]^T$ . The desired trajectory is chosen as

$$\begin{aligned} x_r(t) &= 0.5 + \sin(t/10), \\ y_r(t) &= 1 + 2 \sin(t/20). \end{aligned}$$

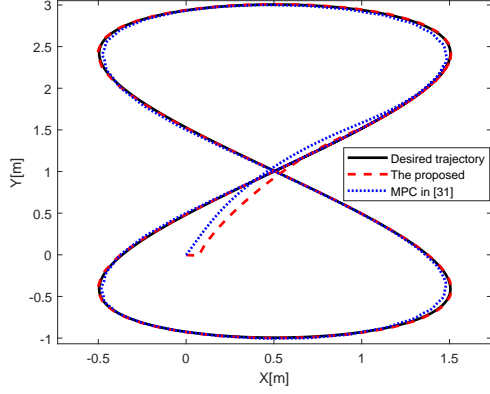


Figure 2: Tracking result under the proposed dual-mode robust MPC and MPC in [31]

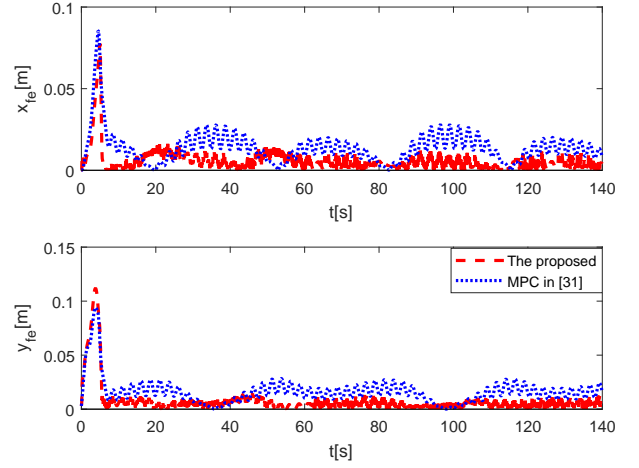


Figure 5: Comparison: the difference of actual state and nominal state

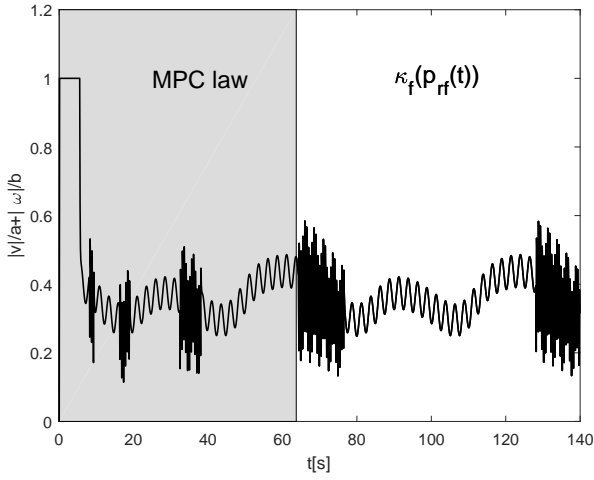


Figure 3: Control input of the proposed approach

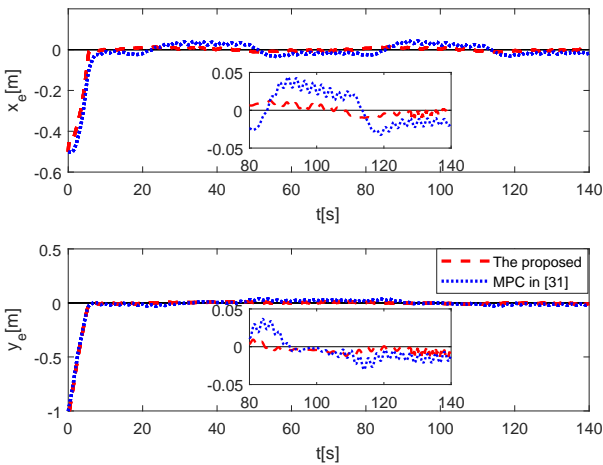


Figure 4: Comparison: the tracking error

For the optimization problem, the prediction horizon, and the sampling interval are set to be  $T = 1.3s$  and  $\delta = 0.1s$  respectively. The weighting matrices in the cost function are designed as  $Q = \text{diag}\{2, 2\}$ ,  $R = \text{diag}\{0.1, 0.1\}$ . The terminal region is set as  $\Omega_e = \{p_{rf} \in \mathbb{R}^2 \mid \|p_{rf}\|_2 \leq 0.034\}$ . The controller parameters

are set as follows  $k_1 = k_2 = 2.8, \eta = 0.05, \vartheta = 60$ . The simulation example is conducted by following Algorithm 1, and the nonlinear optimization solver ‘IPOPT’ is used. In order to show the control performance, the proposed dual-mode robust MPC approach is compared with the robust MPC in [31]. The simulation results of trajectory tracking are plotted in Fig. 2. Fig. 3 presents the control input of the proposed approach. The control law is switched at ‘63.7s’ and it is clear that the control input satisfies the constraint  $\frac{|v|}{a} + \frac{|w|}{b} \leq 1$  in the whole process. To contrast the tracking accuracy under the two control approaches, we define the following tracking errors given by  $x_e = x_f - x_r, y_e = y_f - y_r$ . Fig. 4 shows the tracking error results, in which the proposed dual-mode robust control presents better tracking accuracy compared with MPC in [31]. To contrast the performance of disturbance rejection, state differences between the real and nominal system (i.e.  $x_{fe} = |x_f - \bar{x}_f|, y_{fe} = |y_f - \bar{y}_f|$ ) are depicted in Fig. 5. It shows that the real state under the dual-mode robust MPC is closer to the nominal state, which implies the proposed approach shows better disturbance rejection.

## 5. Conclusions

This paper has developed a novel dual-mode robust model predictive control (MPC) approach for the tracking control of non-holonomic mobile robots with additive bounded disturbance. A robust reference term is introduced into the cost function of MPC to reduce the negative effect of disturbance and drives the state of real system closer to the one of nominal system. By adopting the dual-mode control structure, the tracking error is proved to be reduced, while the constraint is satisfied. Finally, the simulations have verified the effectiveness and advantages of the proposed approach.

## References

- [1] J.-M. Yang and J.-H. Kim, “Sliding mode control for trajectory tracking of nonholonomic wheeled mobile robots,” *IEEE Transactions on Robotics and Automation*, vol. 15, no. 3, pp. 578–587, 1999.
- [2] L. Consolini, F. Morbidi, D. Prattichizzo, and M. Tosques, “Leader–follower formation control of nonholonomic mobile robots with input constraints,” *Automatica*, vol. 44, no. 5, pp. 1343–1349, 2008.

- [3] B. S. Park, S. J. Yoo, J. B. Park, and Y. H. Choi, "A simple adaptive control approach for trajectory tracking of electrically driven nonholonomic mobile robots," *IEEE Transactions on Control Systems Technology*, vol. 18, no. 5, pp. 1199–1206, 2009.
- [4] M. A. Lewis and K.-H. Tan, "High precision formation control of mobile robots using virtual structures," *Autonomous Robots*, vol. 4, no. 4, pp. 387–403, 1997.
- [5] A. Sadowska, T. v. den Broek, H. Huijberts, N. van de Wouw, D. Kostić, and H. Nijmeijer, "A virtual structure approach to formation control of unicycle mobile robots using mutual coupling," *International Journal of Control*, vol. 84, no. 11, pp. 1886–1902, 2011.
- [6] K. D. Do and J. Pan, "Nonlinear formation control of unicycle-type mobile robots," *Robotics and Autonomous Systems*, vol. 55, no. 3, pp. 191–204, 2007.
- [7] D. Chwa, "Sliding-mode tracking control of nonholonomic wheeled mobile robots in polar coordinates," *IEEE Transactions on Control Systems Technology*, vol. 12, no. 4, pp. 637–644, 2004.
- [8] M. Defoort, T. Floquet, A. Kokosy, and W. Perruquetti, "Sliding-mode formation control for cooperative autonomous mobile robots," *IEEE Transactions on Industrial Electronics*, vol. 55, no. 11, pp. 3944–3953, 2008.
- [9] J.-X. Xu, Z.-Q. Guo, and T. H. Lee, "Design and implementation of integral sliding-mode control on an underactuated two-wheeled mobile robot," *IEEE Transactions on Industrial Electronics*, vol. 61, no. 7, pp. 3671–3681, 2013.
- [10] T. Fukao, H. Nakagawa, and N. Adachi, "Adaptive tracking control of a nonholonomic mobile robot," *IEEE Transactions on Robotics and Automation*, vol. 16, no. 5, pp. 609–615, 2000.
- [11] W. Wang, J. Huang, C. Wen, and H. Fan, "Distributed adaptive control for consensus tracking with application to formation control of nonholonomic mobile robots," *Automatica*, vol. 50, no. 4, pp. 1254–1263, 2014.
- [12] B. S. Park, J. B. Park, and Y. H. Choi, "Adaptive formation control of electrically driven nonholonomic mobile robots with limited information," *IEEE Transactions on Systems, Man, and Cybernetics, Part B (Cybernetics)*, vol. 41, no. 4, pp. 1061–1075, 2011.
- [13] Z.-P. JIANGdagger and H. Nijmeijer, "Tracking control of mobile robots: A case study in backstepping," *Automatica*, vol. 33, no. 7, pp. 1393–1399, 1997.
- [14] M. Morari and J. H. Lee, "Model predictive control: past, present and future," *Computers & Chemical Engineering*, vol. 23, no. 4–5, pp. 667–682, 1999.
- [15] D. Q. Mayne, J. B. Rawlings, C. V. Rao, and P. O. Scokaert, "Constrained model predictive control: Stability and optimality," *Automatica*, vol. 36, no. 6, pp. 789–814, 2000.
- [16] D. Q. Mayne, "Model predictive control: Recent developments and future promise," *Automatica*, vol. 50, no. 12, pp. 2967–2986, 2014.
- [17] H. Chen and F. Allgöwer, "A quasi-infinite horizon nonlinear model predictive control scheme with guaranteed stability," *Automatica*, vol. 34, no. 10, pp. 1205–1217, 1998.
- [18] J. Chen, D. Sun, J. Yang, and H. Chen, "Leader-follower formation control of multiple non-holonomic mobile robots incorporating a receding-horizon scheme," *The International Journal of Robotics Research*, vol. 29, no. 6, pp. 727–747, 2010.
- [19] Z. Sun and Y. Xia, "Receding horizon tracking control of unicycle-type robots based on virtual structure," *International Journal of Robust and Nonlinear Control*, vol. 26, no. 17, pp. 3900–3918, 2016.
- [20] D. Gu and H. Hu, "Receding horizon tracking control of wheeled mobile robots," *IEEE Transactions on Control Systems Technology*, vol. 14, no. 4, pp. 743–749, 2006.
- [21] D. Limón, T. Alamo, F. Salas, and E. F. Camacho, "Input to state stability of min-max mpc controllers for nonlinear systems with bounded uncertainties," *Automatica*, vol. 42, no. 5, pp. 797–803, 2006.
- [22] D. M. Raimondo, D. Limon, M. Lazar, L. Magni, and E. F. ndez Camacho, "Min-max model predictive control of nonlinear systems: A unifying overview on stability," *European Journal of Control*, vol. 15, no. 1, pp. 5–21, 2009.
- [23] A. Bemporad, F. Borrelli, and M. Morari, "Min-max control of constrained uncertain discrete-time linear systems," *IEEE Transactions on Automatic Control*, vol. 48, no. 9, pp. 1600–1606, 2003.
- [24] L. Magni, G. De Nicolao, R. Scattolini, and F. Allgöwer, "Robust model predictive control for nonlinear discrete-time systems," *International Journal of Robust and Nonlinear Control: IFAC-Affiliated Journal*, vol. 13, no. 3–4, pp. 229–246, 2003.
- [25] W. Langson, I. Chrysoschoos, S. Raković, and D. Q. Mayne, "Robust model predictive control using tubes," *Automatica*, vol. 40, no. 1, pp. 125–133, 2004.
- [26] D. Q. Mayne, M. M. Seron, and S. Raković, "Robust model predictive control of constrained linear systems with bounded disturbances," *Automatica*, vol. 41, no. 2, pp. 219–224, 2005.
- [27] S. Yu, C. Maier, H. Chen, and F. Allgöwer, "Tube mpc scheme based on robust control invariant set with application to lipschitz nonlinear systems," *Systems & Control Letters*, vol. 62, no. 2, pp. 194–200, 2013.
- [28] Y. Chen, Z. Li, H. Kong, and F. Ke, "Model predictive tracking control of nonholonomic mobile robots with coupled input constraints and unknown dynamics," *IEEE Transactions on Industrial Informatics*, vol. 15, no. 6, pp. 3196–3205, 2018.
- [29] L. Chisci, J. A. Rossiter, and G. Zappa, "Systems with persistent disturbances: predictive control with restricted constraints," *Automatica*, vol. 37, no. 7, pp. 1019–1028, 2001.
- [30] S. Yu, M. Reble, H. Chen, and F. Allgöwer, "Inherent robustness properties of quasi-infinite horizon nonlinear model predictive control," *Automatica*, vol. 50, no. 9, pp. 2269–2280, 2014.
- [31] Z. Sun, L. Dai, K. Liu, Y. Xia, and K. H. Johansson, "Robust mpc for tracking constrained unicycle robots with additive disturbances," *Automatica*, vol. 90, pp. 172–184, 2018.
- [32] H. Xie, L. Dai, Y. Lu, and Y. Xia, "Disturbance rejection mpc framework for input-affine nonlinear systems," *IEEE Transactions on Automatic Control*, 2021.
- [33] H. Li and Y. Shi, "Event-triggered robust model predictive control of continuous-time nonlinear systems," *Automatica*, vol. 50, no. 5, pp. 1507–1513, 2014.
- [34] Z. Sun, Y. Xia, L. Dai, K. Liu, and D. Ma, "Disturbance rejection mpc for tracking of wheeled mobile robot," *IEEE/ASME Transactions on Mechatronics*, vol. 22, no. 6, pp. 2576–2587, 2017.
- [35] H. Khalil, *Nonlinear Systems*, ser. Pearson Education. Prentice Hall, 2002.
- [36] H. Michalska and D. Mayne, "Robust receding horizon control of constrained nonlinear systems," *IEEE Transactions on Automatic Control*, vol. 38, no. 11, pp. 1623–1633, 1993.
- [37] S. Dashkovskiy, D. V. Efimov, and E. D. Sontag, "Input to state stability and allied system properties," *Automation and Remote Control*, vol. 72, no. 8, pp. 1579–1614, 2011.