

Two-Stage Coded Federated Edge Learning: A Dynamic Partial Gradient Coding Perspective

Xinghan Wang⁺, Xiaoxiong Zhong ^{||}, Jiahong Ning^{||}, Hangfan Li^{||}, Tingting Yang^{||}, Yuanyuan Yang[#]

⁺School of Cyber Science and Engineering, Southeast University, Nanjing, 211189, P. R. China
^{||} Peng Cheng Laboratory, Shenzhen, 518000, P. R. China

[#]Department of Electrical and Computer Engineering, Stony Brook University, Stony Brook, NY11794, USA

Abstract—Federated edge learning (FEL) can training a global model from terminal nodes' local dataset, which can make full use of the computing resources of terminal nodes and performs more extensive and efficient machine learning on terminal nodes with protecting user information requirements. Performance of FEL will be suffered from long delay or fault decision as the master collects partial gradients from stragglers which cannot return correct results within a deadline. Inspired by this, in this paper, we propose a novel coded FEL to mitigate stragglers for synchronous gradient with a two-stage dynamic scheme, where we start with part of workers for a duration of before starting the second stage, and on completion of at the first stage, we start remaining workers in the second stage. In particular, the computation latency and transmission latency is essential and should be quantitatively analyzed. Then the dynamically coded coefficients scheme is proposed which is based on historical information including worker completion time. For performance optimization of FEL, a Lyapunov function is designed to maximize admission data balancing fairness and two stage dynamic coding scheme is designed to maximize arrival data among workers. Experimental evidence verifies the derived properties and demonstrates that our proposed solution achieves a better performance for practical network parameters and benchmark datasets in terms of accuracy and resource utilization in the FEL system.

Index Terms—Federated edge learning (FEL), dynamic coding scheme, two-stage

I. INTRODUCTION

With the improvement of mobile device performance and the development of edge networks, the concept of federated learning can be flexibly applied to edge computing scenarios. Because a large number of computing resources are configured in the network at the edge, a centralized data center is no longer necessary for federated learning. Model learning and data training can be done in a distributed manner, and the number of uploads is avoided. Network load and latency caused by huge raw data. At the same time, because federated learning has the advantage of utilizing real data from a large area of user clusters, it greatly facilitates unprecedented large-scale and flexible data training and model learning. Based on the above advantages, wireless federated edge learning has attracted the attention of many people in the industry.

According to the training method of federated learning, training algorithms can be divided into *synchronous training* [1-2] *algorithms*, *asynchronous training algorithms* [3-4] and *hybrid training algorithms* [5-8]. In synchronous training, scheduling clients and updating models are synchronously blocked. Each server update needs to receive feedback from

enough clients, as shown only waiting for all clients (nodes) to train the model only execute the update global model, and then download it to the client. The asynchronous training method divides the scheduling client and the update model into parallel threads. The training model of each client (node) can be uploaded in parallel to update the global model without waiting for all clients. After the client completes the global update, it can schedule the client periodically, and the server can update the global model after receiving the model parameters uploaded by any client. Hybrid federated learning combines the two methods of synchronization and asynchronous, it can enforce synchronization in a local scope, wait until the training model of some clients. The asynchronous updates are uploaded to the server side together, and then downloaded to the client side after the global update is completed.

Ma et al. [5] proposed a semi-asynchronous federated learning mechanism (FedSA), in which the parameter server selects a certain number of local models for aggregation based on the order in which local models arrive in each round. In [6] they proposed a joint asynchronous and synchronous federated edge learning architecture, SAFA. Before a round of local training, the server classifies the client into three states: up-to-date, deprecated, and tolerable, based on the model version currently held by the client. The latest and deprecated clients are forced to update to the latest global model (forced sync), while tolerable clients can continue to use their previous local model results to some extent (tolerate some asynchrony). Zhou et al. [7] grouped the related workers into a community and perform synchronous updates in the same community, which can speed up the training aggregation process, called community-aware parallel synchronization. The asynchronous actor-critic algorithm intelligently determines community deployment. Wang et al. [8] proposed an efficient federated edge learning mechanism, which divides edge nodes into K groups through balanced clustering. The edge nodes in the cluster forward their local updates to the cluster header to aggregate in a synchronous manner, called cluster aggregation, while all clusters perform an asynchronous global aggregation method.

However, in the synchronization part of the hybrid federated edge learning, the parameter server has to wait for the slowest client. Due to the heterogeneity of the edge, the waiting time of idle participants is too long. The asynchronous part requires frequent model transmission, resulting in a lot of communication resource consumption. In addition, the

frequency of different clients participating in asynchronous updates may seriously affect the accuracy of training, especially in terms of transmission efficiency and resource utilization, which are not well guaranteed.

Inspired by these, in this paper, we propose a novel coded FEL to mitigate stragglers for synchronous gradient with a two-stage dynamic scheme to enhance accuracy and resource utilization in the FEL system. The contributions of this article are listed as follows:

- 1) We propose a novel coded FEL to mitigate stragglers for synchronous gradient with a two-stage dynamic scheme, where we start with part of workers for a duration of before starting the second stage, and on completion of at the first stage, we start remaining workers in the second stage.
- 2) In the proposed scheme, the computation latency and transmission latency is essential and quantitatively analyzed. Then the dynamically coded coefficients scheme is proposed which is based on historical information including worker completion time. For performance optimization of FEL, a Lyapunov function is designed to maximize admission data balancing fairness and two stage dynamic coding scheme is designed to maximize arrival data among workers.
- 3) The extensive experiments demonstrate the effectiveness of the proposed scheme, in which can achieve the performance improvement by reducing the computation time and transmission time while keeping the convergence rate.

II. SYSTEM MODEL AND PROBLEM FORMULATION

In this section, we will describe the system model and use of the coding theory to remove the bottlenecks caused by the data placement phases, data delivery phases, gradient computation phases and model uploading phases, for the proposed the tow-stage dynamic coded federated learning (TSDCFL) in MEC.

We consider a FEL system with the parameter edge servers, i.e., model owners, each of which aims to develop a model. The set of local workers denoted as $M = \{1, 2, 3, \dots, M\}$, i.e., worker that have the computation and communication capabilities can support the model owners. The data owner that can associate themselves with workers in order to deliver data to workers. As shown in Fig.1.

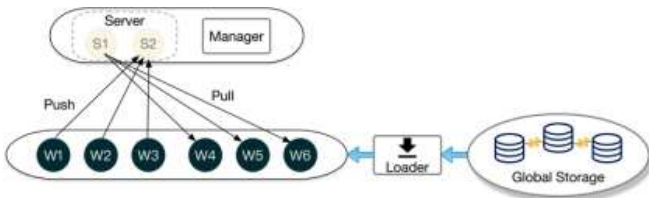


Fig. 1. TSDCFL architecture

1. Gradient coding

Given the data set D is divided into K non-overlapping equal-size types, denoted by $D = \{D_1, \dots, D_K\}$. Let $g_k(i)$

denotes the partial gradient over a data partition D_k in the epoch i and can be calculated as:

$$g_{k,<i>} = \frac{1}{|D_k|} \sum_{(x,y) \in D_k} \nabla l(x,y) \quad (1)$$

Then, we note that the whole aggregated gradient is given by $g_{<i>} = \sum_{k=1}^K g_{k,<i>}$. The parameters server is update by:

$$w_{<i+1>} = w_{<i>} - \eta g_{<i>} \quad (2)$$

If the data partition is assigned to the worker, each worker computes the corresponding partial gradient, and the parameter server aggregate the partial gradient. Due to the limited by workers local computation capacity, limited harvested energy and high transmission delay, there exists some straggler. At the each iteration, the data loader assigns redundancy partial gradients to workers, thus, each worker is responsible for coded partial gradient so that parameter server can recover the whole gradient from subset of workers when the machine break down or the partial gradient cannot be transmitted to server. As shown in Fig.2. In each round, the gradient coding can tolerate up to $s_{<i>}$ stragglers. Formally, there exists a set of the non-stragglers $M_{non_stragglers} \in M$ with $M_{non_stragglers} = M - s_{<i>}$. Thus, in the epoch i , the whole aggregated gradient can be recovered from any $M - s(i)$ code words.

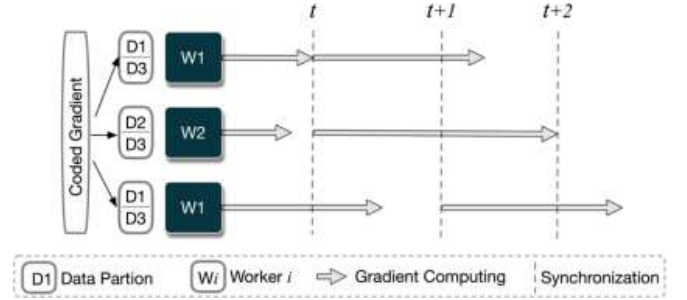


Fig. 2. The cooperative federated learning weight update

2. Tow stage gradient coding

Since the complexity of encoding and decoding is related to the number of workers and the number of data partitions, if we use encoding and put a lot of redundancy on each worker at the beginning, the data partitions will be repeated by multiple workers, resulting in a lot of consumption and time delay. We use two-stage gradient coding, where we start with M_1 out of M workers for a duration of $T_{comp,<i>}$ before starting the second stage, and on completion of M_c at the first stage, we start $M - M_1$ workers. As shown in Fig.3.

In the tow stage gradient coding, we consider two stages. Initially, the data loader assigns the data partitions to first M_1 workers and M_1 workers compute the partial gradients from the data partitions,. At the first stage, M_1 workers start computing the partial gradients and M_c out of M_1 workers complete the

gradient computation for a duration of $T_{comp, <i>}$. At the second stage, $M - M_1$ workers start computing the partial gradients assigned to them based on which M_c out of M_1 workers have finished. Tow stage gradient coding provide the flexibility that the gradient computation is complete when any $M_{non_stragglers}$ out of M finish their assigned data partitions. The aim is that as long as M_c can execute their assigned data partitions at the first stage and $M_{non_stragglers} - M_c$ can execute their assigned data partitions at the second stage, the whole gradients computation gets completed. Tow stage gradient coding exploits the flexibility that not all the workers are started the same time, which helps to reduce the gradients computation time and total workers utilization. The type of data partitions is lower than starting all K types compared other coding scheme, which can reduce the complexity of encoding and decoding.

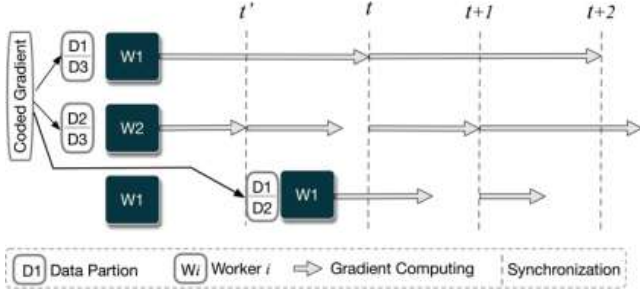


Fig. 3. The cooperative federated learning weight update

We seek tow stage gradient coding scheme that are robust to any $s_{<i>}$ stragglers in each epoch i .

Lemma 1. *Tow stage gradient coding strategy is robust to any $s(i)$ stragglers in each epoch i if B_1 and B_2 satisfy the following span condition, in where concludes tow metrics $B_1 = [b_1, b_2, \dots, b_{M_1}]^T \in \mathbb{R}^{M_1 \times K}$ at the first stage and $B_2 = [b_1, b_2, \dots, b_{M-M_1}]^T \in \mathbb{R}^{(M-M_1) \times K}$ at the second stage.*

(Span Condition): for any subset $I_1 \in [M_c]$, $I_2 \in [M_1 - M_c]$ and $I_3 \in [M - M_1]$, such that $|I_1 \cup I_2 \cup I_3| = M - s_{<i>}$,

$$\mathbf{1}_{1 \times K} \in \text{span}\{b_i, b_j | i \in I_1 \cup I_2, j \in I_3\},$$

where $\mathbf{1}_{1 \times K}$ is an all one vector, $\text{span}()$ is the span of vectors, and $[\]$ denotes the set.

Let decoding strategy $A \in \mathbb{R}^{S \times M}$ denote the all S stragglers patterns, where $S = \binom{M - M_c}{s_{<i>}}$ represents the number of possible straggler which can be tolerated by tow stage gradient coding. Columns of A are indexed by the workers. The rows of the A are denotes by a_j . Each a_j denotes a specific scenario of

stragglers and zeros in $s(i)$ out of the $M - M_c$ positions.

Hence, the decoding strategy can be constructed by:

$$A \begin{bmatrix} B_1 \\ B_2 \end{bmatrix} = \mathbf{1}_{S \times K} \quad (3)$$

We consider one row of equation and decoding function can also be a linear combination as:

$$a_j | \sup p(a_j) \begin{bmatrix} B_1 | I_1 \cup I_2 \\ B_2 | I_3 \end{bmatrix} = \mathbf{1}_{1 \times K} \quad (4)$$

3. Latency Analysis

As mentioned before, we aim at reducing complexity of encoding and decoding and the local gradient computation latency. Stragglers are inevitable in distributed learning systems, due to various reasons, including network latency, transmission fair among all workers, channel state, and workload imbalance. In order to mitigate the adversarial effects of stragglers, we mitigate the impact from perspective of reducing computation time and transmission time. We dynamically adjust the coded coefficients based on historical information including worker completion time. Therefore, the computation latency and transmission latency is essential and should be quantitatively analyzed. We aim to reduce the number of stragglers in each epoch and ensure the fairness of the transmission among all workers.

We consider that the entire training process is composed of multiple time slots, and maximum length of time slot is T . The system operate in a time slotted structure with length T , which means channels remain unchanged during a time slot and vary between slots. Let $v_{m, <i>}(t)$ denote the worker m transmission time and not exceed the slot length, given as

$$0 \leq v_{m, <i>}(t) \leq T \quad (5)$$

And the total available transmission time of workers cannot exceed the available sub-channels time and a worker can be assigned more than one channels at time slot t , given as

$$\sum_{m \in M_{non_stragglers, <i>}} v_{m, <i>}(t) \leq TL(t) \quad (6)$$

$$v_{m, <i>}(t) = \sum_{j=1}^{L(t)} v_{m, <i>}^j(t)$$

where $L(t)$ denotes the available channels in time slot t and the transmission amount of data is determined by the backlog of data and channel capacity, given as

$$c_{m, <i>}(t) = \min\{Q_{m, <i>}(t), r_{m, <i>}(t)v_{m, <i>}(t)\}$$

where $r_m(t)$ denote the channel capacity of worker m during time slot and $Q_m(t)$ denote the backlog of data from worker m ,

$Q_m(t)$ is updated along the time, as given by

$$Q_{m,<i>}(t+1) = Q_{m,<i>}(t) + d_{m,<i>}(t) - c_{m,<i>}(t) \quad (7)$$

where $d_m(t)$ is admission data from worker m , this part of data come from the gradient vector obtained by the worker performing backward propagation and accumulate on worker over time. Worker may only be able to admit part of the arrived data, as given by

$$0 \leq d_{m,<i>}(t) \leq D_{m,<i>}(t) \quad (8)$$

where $D_m(t)$ denote the arrival data from worker m . The energy consumption of the worker consist of two parts: One part comes from the uploading parameter server, and the other part comes from gradient computation. Let $e_{m_up,<i>}(t)$ denotes the energy consumption from uploading data and $e_{m_com,<i>}(t)$ denotes the energy consumption from gradient computation, can be written as

$$e_{m_up,<i>}(t) = p_m v_{m,<i>}(t) \quad (9)$$

$$e_{m_com,<i>}(t) = f_m(t) \delta_m \quad (10)$$

where p_m is the transmit power of worker m , f_m specifies the required CPU cycles to calculate the gradient from worker m and δ_m is the coefficient energy consumption required per CPU cycle. The energy harvesting from worker can be consider as a stochastic process. Assume each worker can harvest at most $E_{m,<i>}^H(t)$ with the maximum $E_{\max,<i>}^H(t)$ among whole workers, and each worker can store part of the newly harvested energy, denotes by $e_{m_store,<i>}$, where

$$0 \leq e_{m_store,<i>} \leq E_{m,<i>}^H(t) \leq E_{\max,<i>}^H(t).$$

Let $E_{m,<i>}(t)$ denote the battery backlog of worker m , can be written as

$$E_{m,<i>}(t+1) = E_{m,<i>}(t) - e_{m_up,<i>}(t) - e_{m_com,<i>}(t) + e_{m_store,<i>} \quad (11)$$

Let $R_m(t)$ denotes the required CPU cycles to process gradient computation, can be updated by

$$R_{m,<i>}(t+1) = \max[R_{m,<i>}(t) - f_m(t), 0] \quad (12)$$

Upon the receipt of gradient from non-stragglers worker in parameter server, the parameter server will update the parameter. Let $R_{server}(t)$ be the required CPU cycles to update parameters at the server, and can be updated by

$$R_{server,<i>}(t+1) = \max[R_{server,<i>}(t) - F(t), 0] + \sum_{m \in M_{non_stragglers}} c_{m,<i>}(t) \xi_m \quad (13)$$

where ξ_m is the number of CPU cycles required per bit of the worker m .

4. Problem Formulation

Due to the existence of stragglers, we must consider the encoding method to reduce the impact of stragglers to ensure that all data partitions can be updated in each epoch. But if the encoding start at the beginning, it will increase complexity of encoding and decoding and increase the burden on each worker, so we first start to calculate the gradient from a part of the workers within the deadline, then we need to count the remaining data partitions, and then predict the stragglers based on the historical status and the historical completion time of each worker, which can improve the utilization of the worker and speed up the time of each

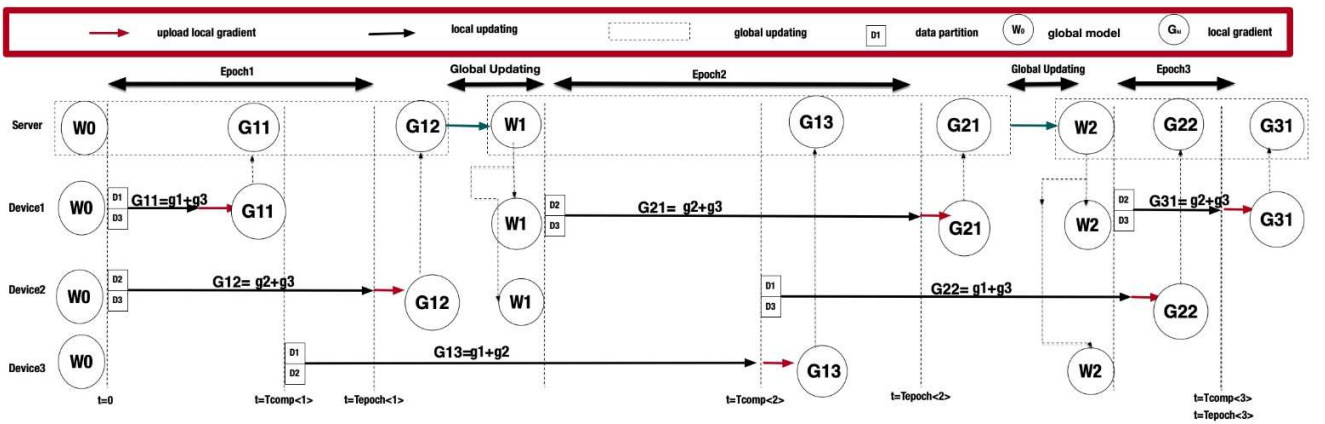


Fig. 4. Two-stage coding scheme, TSDCFL.

epoch. The purpose of adding coding is to ensure that all data partitions can be updated in each epoch, then we need to reduce the time of each epoch by reducing the number of stragglers as

much as possible, increasing the number of local data generated by workers, balancing the network throughput and fairness among the workers. We reduce the computation time by

maximizing the arrival data, and reduce the transmission delay and ensure the fairness of the transmission by maximizing the admission data. Specifically, the increase in arrival data can reduce the training time per epoch, which means that the higher the arrival data, the less likely the worker becomes a straggler in the computation phase. Admission data is related to throughput and fairness, and increasing admission data can reduce the transmission time. Besides the tolerance of stragglers in computation phase, we first consider about arrival data from each worker. The arrival data of epoch i for a given data assignment depends on the straggler prediction and the two stage gradient coding strategy. Here, our objective is to maximize the expected arrival data based on the past straggler behavior:

$$\begin{aligned} \text{P1: } \max \quad & \mathbb{E}_{s_{<i>}|s(i-1)} [D(\tau_{<i>}, s_{<i>}, B_1, B_2)] \\ \text{s.t. } & B_1 \text{ and } B_2 \text{ satisfy Span Condition} \end{aligned} \quad (14)$$

By solving the **P1** is able to maximize arrival data, and enable to eliminate stragglers in computation phase.

Once the worker finishes training in the last iterations of each epoch, the worker starts uploading gradient vector to the parameter server, and the upload size is related to the admission data. We need to maximize the throughput and guarantee fairness in distributed learning system, so as to reduce the likely the worker becomes a straggler in the transmission phase. **P2** begins to optimize the admission data by getting arrival data from **P1**. Leveraging between throughput and fairness in system, the objective **P2** can be defined as:

$$\begin{aligned} \text{P2: } \max \quad & \log(1 + \lambda_m \bar{d}_m) \\ \text{s.t. } & \text{C1: } 0 \leq v_{m,<i>} (t) \leq T \\ & \text{C2: } 0 \leq d_{m,<i>} (t) \leq D_{m,<i>} (t) \\ & \text{C3: } 0 \leq e_{m_store,<i>} \leq E_{m,<i>}^H (t) \\ & \text{C4: } e_{m_up,<i>} (t) + e_{m_com,<i>} (t) \leq E_{m,<i>} (t) \\ & \text{C5: } \bar{Q}_{m,<i>}, \bar{E}_{m,<i>}, \bar{R}_{m,<i>} \text{ and } \bar{R}_{server,<i>} < \infty \end{aligned} \quad (15)$$

where $\bar{X} = \lim_{T \rightarrow \infty} \frac{1}{T} \sum_{t=0}^T \mathbb{E}[X(t)]$ and the total admission data is

equal to system throughput, λ_m is a positive constant to characterize the weight of the admission data.

4.1 Convergence Analysis

Assumption 1. We make the following assumptions:

1) *Lipschitzian Gradient:* The gradient function is Lipschitz continuous with constant $L > 0$. Equivalently, for two parameter, the gradient function satisfies:

2) *Unbiased gradient:* for all parameter, the computed partial gradient is unbiased

Theorem 1: by denoting the minimum loss function, we establish the following theorem for the convergence of TSDCFL. There exist scalar such that

$$\begin{aligned} & \frac{1}{P} \sum_{l=1}^P \|g(w_{<l>})\|^2 \\ & \leq \frac{2}{\bar{\eta}P} (F(w_{<l>}) - F(w_*)) + \frac{3L\bar{\eta}}{K} (1 + \bar{\eta}\tau_{\max}) m(C_1 + C_2) \zeta^2 \end{aligned}$$

where C_1 and C_2 are the maximum of coding coefficient and decoding coefficient in first stage and second stage, n is the step size, P is the iteration times, k is type of data partitions, and L is assumption coefficient.

Proof: see Appendix 1.

4.2 Two-stage dynamic coded strategy

In this section, we will show our two-stage dynamic coded strategy for maximizing arrival data in detail. Firstly, our objective **P1** is to maximize the arrival data based on the past straggler behavior, code words assignment and data assignment. We specify how to design the coded strategy with the consideration of the heterogeneity worker. In the first phase, M_1 workers start computing the partial gradients from the data partitions and K_c out of K gradients which were computed by K_c out of M_1 workers in the end of the first phase. In the second phase, $M_1 - M_c$ workers continue their gradients computation which were started in the first phase and $M - M_1$ workers start computing the partial gradients in the second phase depending upon which $K - K_c$ gradients were computed. Conventionally coded strategy should start in the first phase, in our two stage dynamic coded strategy we start in the second phase. Specifically, we random select M_1 workers in the first phase. After finishing executing the gradients of each workers for the duration time $T_{comp,<i>}$ in each epoch, it will send the partial result to the master, $M_1 - M_c$ worker continue their gradients computation and $M - M_1$ use coding strategy in the second phase if $K_c < K$. In other word, coding strategy is not triggered if $K_c = K$, since we are robust with stragglers in the first phase and complete computations for all gradient partitions.

Take Fig. 4 for an example, we illustrate the procedure of TSDCFL with 3 workers and 1 server. For instance, we start worker 1 and worker2, after worker 1 send the parameter to server within duration time in first stage. In second stage, worker 2 continue to update the parameters and worker3 are coded with worker 2 from remaining data partitions g_2 , until two worker send local update parameter, the epoch1 is finished. In epoch3, the worker2 and worker3 send the local parameter to the server in the first stage, we can say that we are robust to the stragglers in the first stage and encoding scheme is not triggered in second stage, which improve the efficiency and utilization of the workers.

In order to tolerate $s_{<i>}$ straggler in each epoch, each of $K - K_c$ gradients partitions to be assigned to at least $s_{<i>} + 1$ workers. There are total $(K - K_c)(s_{<i>} + 1) - \sum_{l=1}^{M_1 - M_c} n_l$ copies of data partitions, here n_l is the proportions to the worker in the

first phase. We now assume that the performance of workers are heterogeneous. We define the W_m as the number of tasks finished per unit of time, and then define w_m by normalizing

W_m , i.e., $w_m = \frac{W_m}{\sum_{l=1}^{M-M_1} W_l}$. We define the n_m as the proportions to

the worker in the second phase, hence, we have

$$n_m = ((K - K_c)(s_{<i>+1}) - \sum_{l=1}^{M_1-M_c} n_l) \frac{W_m}{\sum_{l=1}^{M-M_1} W_l} \quad (16)$$

Once the M_1 is fixed, we can assign remaining

$(K - K_c)(s_{<i>+1}) - \sum_{l=1}^{M_1-M_c} n_l$ to the workers in a second

phase. The support structure of coding matrix is

$$\text{supp}(B_{(M-M_c) \times (K-K_c)}) = [b_1, b_2, \dots, b_{M-M_c}] \quad (17)$$

Given the structure of B, we need to assign code words to worker and introduce how to construct B such it can satisfy the span condition. We divide matrix B into two parts corresponding to an auxiliary matrix $A \in R^{(s_{<i>+1}) \times (M-M_c)}$ and an auxiliary vector $C \in R^{(1 \times M_c)}$, which follow the properties

T1: for any the $s_{<i>+1}$ columns of A is linearly independent. This property ensures that each type of data partitions is done by at least $s_{<i>+1}$ workers.

T2: there exists a vector $D \in R^{(1 \times (s_{<i>+1}))}$ that guarantees that $s_{<i>+1}$ positions can be eliminated and 1 position remains. We then have that each data partitions belongs to non-stragglers.

T3: there exists a vector $C \in R^{(1 \times M_c)}$ that guarantees $CB^{M_c \times K_c} = 1^{1 \times K_c}$.

Lemma 2. for a matrix $A \in R^{(s_{<i>+1}) \times (M-M_c)}$ have property (T1), there exists a vector $D \in R^{(1 \times (s_{<i>+1}))}$ have property (T2) and there exists a vector $C \in R^{(1 \times M_c)}$ have property (T3) with the support structure of coding matrix satisfies span condition.

Proof: Our proof follows the following steps. First we randomly select a part of workers for gradient computation. When the deadline is reached, some workers M_c finish the gradient computation and K_c gradients calculation is completed

at this moment. Since there exists a vector $C \in R^{(1 \times M_c)}$ that guarantees $CB^{M_c \times K_c} = 1^{1 \times K_c}$, we have $B^{M_c \times K_c}$ which satisfies span condition. Then we have $B_{(M-M_c) \times (K-K_c)}$ which satisfies span condition. For remaining gradient $k = 1, 2, \dots, K - K_c$ corresponding to each column of $B_{(M-M_c) \times (K-K_c)}$, since any the $s_{<i>+1}$ columns of A is linearly independent, we can get A is non-singular. We can get the code words of each column: $AB_{(M-M_c) \times (K-K_c)} = 1^{(s_{<i>+1}) \times (K-K_c)}$. Next we show that the

$B_{(M-M_c) \times (K-K_c)}$ satisfies the span condition. Since there exists a vector $D \in R^{(1 \times (s_{<i>+1}))}$, hence $DAB_{(M-M_c) \times (K-K_c)} = 1^{1 \times (K-K_c)}$. Therefore, B satisfies span condition. The proof is completed.

4.3 Fairness transmission strategy

Given the arrival data in our system, the next objective is to maximize the throughput and fairness in our coding system, to achieve which reduce the likelihood number of stragglers in communication phase. Specifically, we aim to discourage individual workers to consume excessive energy for little utility gain. It is challenging to get optimal values due to the following reasons. First, the arrival data of gradient of workers are time-varying and unknown a priori, hence it is hard to make decisions to admission data. Secondly, the backlog of gradient data is instability in the long run. In this section, we resort to Lyapunov optimization to solve the optimization problem.

Lemma 3. The optimization problem P2 is equivalent to

$$\begin{aligned} \text{P3: } & \max \overline{\log(1+y)} \\ \text{s.t. } & \text{C1-C5 and C6: } \overline{y_m} < \overline{d_{m,<i>}} \end{aligned} \quad (18)$$

Proof: the problem is solved by constructing non-negative auxiliary variables corresponding to admission data. We need to prove that maximum P3 is equivalent to the P2. Since P2 is concave function, this function is monotonically increasing function, C6 guarantees $\log(1+\overline{d^*}) \geq \log(1+\overline{y})$, by applying Jensen's inequality on the concave function, we can get the $\log(1+\overline{y}) \geq \log(1+\overline{y})$ and we can conclude that P3 is equivalent to the P2.

Next, we construct a virtual queue for admission data, which can be expressed as

$$H_{m,<i>}(t+1) = \max[H_{m,<i>}(t) + y_{m,<i>} - d_{m,<i>}, 0]$$

This virtual queue is stable if and only if $H_{m,<i>}(t)$ can transform into a queue stability problem. Then, this queue coupled with other queue can be addressed with stability constrains. In specific, given the queue dynamic, we can define a perturbed Lyapunov function as

$$L(t) = \frac{1}{2} \left\{ \sum_{m \in M_{\text{non-stragglers}}} [H_{m,<i>}(t)^2 + Q_{m,<i>}(t)^2 + E_{m,<i>}(t)^2 + R_{m,<i>}(t)^2] + R_{\text{server},<i>}(t)^2 \right\} \quad (19)$$

The above function is always non-negative and $L(t) = 0$ if and only if queue size equal 0. Let

$\Theta(t) = (\{H_{m,<i>}(t), Q_{m,<i>}(t), E_{m,<i>}(t), R_{m,<i>}(t), \forall m \in M_{\text{non-stragglers}}\}, R_{\text{server},<i>}(t))$ indicate the instantaneous backlogs size at time slot. Then, we can define the one-slot drift-plus-penalty function as

$$\Delta_V(t) = \mathbb{E}\{L(t+1) - L(t) | \Theta(t)\} - V \mathbb{E}\left\{ \sum_{m \in M_{\text{non-stragglers}}} \log(1+y_m(t)) | \Theta(t) \right\}$$

A smaller value $\Delta_V(t)$ indicates stable system utility and backlogs. We aim to minimize upper-bound of $\Delta_V(t)$ so as to prevent the growth of backlogs and increase stability of system.

Lemma 4. The optimization problem $\Delta_V(t)$ is upper bounded by

$$\begin{aligned} \Delta_V(t) \leq & \frac{1}{2} \sum_{m \in M_{\text{non-stragglers}}} (3D_{m,<i>}^{\max} + (r_{m,<i>}^{\max} T)^2 + (p_m T)^2 + (f_m^{\max} \delta_m)^2 + (E_{\max,<i>}^H)^2 + (f_m^{\max})^2) \\ & + \frac{1}{2} ((F^{\max})^2 + \sum_{m \in M_{\text{non-stragglers}}} (r_{m,<i>}^{\max} T \xi_m)^2) - V \mathbb{E} \left\{ \sum_{m \in M_{\text{non-stragglers}}} \log(1 + y_m(t) | \Theta(t)) \right\} \\ & + \sum_{m \in M_{\text{non-stragglers}}} Q_{m,<i>}(t) \mathbb{E} \{ (d_{m,<i>}(t) - c_{m,<i>}(t) | \Theta(t)) \} + \sum_{m \in M_{\text{non-stragglers}}} H_{m,<i>}(t) \mathbb{E} \{ (y_{m,<i>}(t) - d_{m,<i>}(t) | \Theta(t)) \} \\ & + \sum_{m \in M_{\text{non-stragglers}}} E_{m,<i>}(t) \mathbb{E} \{ (e_{m,\text{store},<i>}(t) - (e_{m,\text{up},<i>}(t) + e_{m,\text{com},<i>}(t))) | \Theta(t) \} \\ & - \sum_{m \in M_{\text{non-stragglers}}} R_{m,<i>}(t) \mathbb{E} \{ f_m(t) | \Theta(t) \} + R_{\text{server},<i>}(t) \mathbb{E} \{ (\sum_{m \in M_{\text{non-stragglers}}} c_{m,<i>}(t) \xi_m - F(t)) | \Theta(t) \} \end{aligned} \quad (20)$$

Proof: see Appendix 1.

The upper bound allows us to make decisions by minimizing the value on upper bound. Therefore, we can maximize the throughput and fairness in our coding scheme, to achieve, which can reduce the likelihood number of

stragglers in communication phase. Therefore, by exploiting Lemma 4, it is easy to divide **P3** into independent terms, in which can be decomposed equivalently into the following sub-problems (**P4**, **P5**, **P6** and **P7**)

$$\begin{cases} \text{P4:} & \max V \left\{ \sum_{m \in M_{\text{non-stragglers}}} \log(1 + y_m(t)) \right\} - \sum_{m \in M_{\text{non-stragglers}}} H_{m,<i>}(t) \{ (y_{m,<i>}(t) - d_{m,<i>}(t)) \} \\ \text{P5:} & \min \sum_{m \in M_{\text{non-stragglers}}} (Q_{m,<i>}(t) - H_{m,<i>}(t)) d_{m,<i>}(t) \\ \text{P6:} & \min \sum_{m \in M_{\text{non-stragglers}}} E_{m,<i>}(t) (e_{m,\text{store},<i>}(t) - (e_{m,\text{up},<i>}(t) + e_{m,\text{com},<i>}(t))) \\ \text{P7:} & \max \sum_{m \in M_{\text{non-stragglers}}} E_{m,<i>}(t) e_{m,\text{up},<i>}(t) + (Q_{m,<i>}(t) - R_{m,<i>}(t) \xi_m) c_{m,<i>} \end{cases}$$

The parameters of the drift-plus-penalty upper bound can be viewed as an upper bound of $\Delta_V(t)$, we are able to maximize the throughput and sum of the system drift by making independent and sequential decision on $v_{m,<i>}(t)$, $d_m(t)$, $y_m(t)$, and $e_{m,\text{store},<i>}$. Therefore, by setting value of these parameters, we can optimize the four separated conditional terms on **P4**, **P5**, **P6** and **P7**. By tuning the value, all the queue states are optimized in each time slot. Next, we address these four sub-problems by the auxiliary variable determination, optimal schedules for admission data, admission time and scheduling, optimal energy schedule.

1) **Auxiliary variable determination:** given the condition $y_m < D_{m,<i>}(t)$ and observed queue state, it turn to maximize

$$V \left\{ \sum_{m \in M_{\text{non-stragglers}}} \log(1 + y_m(t)) \right\} - \sum_{m \in M_{\text{non-stragglers}}} H_{m,<i>}(t) (y_{m,<i>}(t) - d_{m,<i>}(t))$$

the optimization is able to solve by setting the $y_m(t)$. The first

order of **P4** is given by $\frac{V}{(1 + y_m(t)) \ln 2} - H_{m,<i>}(t)$. It is readily solved since the optimal is either at the stationary point. If $\frac{V}{\ln 2} - H_{m,<i>}(t) \leq 0$, the **P4** is closed form functions and we can

get $y_m^*(t) = 0$. Otherwise, the **P4** increases monotonically and we have $y_m^*(t) = \min(\frac{V}{H_{m,<i>}(t) \ln 2} - \frac{1}{\ln 2}, D_{m,<i>}(t))$.

2) **Optimal schedules for admission data:** Given the queuing states $Q_{m,<i>}(t)$ and $H_{m,<i>}(t)$, it is easy to determine a set of $d_m(t)$ to maximize $(Q_{m,<i>}(t) - H_{m,<i>}(t)) d_{m,<i>}(t)$ within the feasible interval of $d_m(t)$. Specially, for the m^{th} worker, a simple scheduling strategy is to send all the admitted data. If $Q_{m,<i>}(t) \geq H_{m,<i>}(t)$ and $d_m^*(t) = 0$. Otherwise, $d_m^*(t) = D_{m,<i>}(t)$.

3) **Admission time and scheduling:** Considering the coupling constraint $\sum_{m \in M_{\text{non-stragglers},<i>}} v_{m,<i>}(t) \leq TL(t)$, it is difficult to determine the proper admission time. While the number of sub-channels is far less than the workers, we can consider this problem as knapsack problem. Specifically, we determine the admission time sequentially based on the admission data, and admission time sequentially as long as the constraint is satisfied. Admission time should not transmit more than harvested energy $E_{m,<i>}(t) / p_m$ and data backlog $Q_{m,<i>}(t) / r_m(t)$. Note that, queues with negative is not considered, and corresponding $v_{m,<i>}(t) = 0$.

4) **Optimal energy schedule:** Given the queue state, it is easy to obtain optimal energy intake by minimizing $E_{m,<i>}(t)(e_{m_store,<i>}(t) - (e_{m_up,<i>}(t) + e_{m_com,<i>}(t)))$ based on instantaneous queue size, i.e., obtaining the feasible interval $e_{m_store,<i>}(t) \in [0, E_{m,<i>}(t)]$.

III. PERFORMANCE EVALUATION

In the experiment, we try to use the KubeEdge with connecting multiple machine, including one cloud host and a number of edge node. KubeEdge is an edge computing framework build on top of Kubernetes. It provides compute resource management, deployment, runtime and operation capabilities on geo-located edge computing resources, from the cloud, which is a natural fit for embedded systems. We build a 7-node consisting of 1 parameter server and 6 workers. All of nodes are established on KubeEdge. We mainly use different CPU cores to simulate the training parallelism. To simulate the stragglers, we inject one or two stragglers into training per epoch. All algorithms are implemented on Python 3.5 and PyTorch 0.4. Furthermore, we rely on an additional library cjl-test implemented on PyTorch to partition the dataset and obtain gradients. All algorithm steps run on the CPU, except for loading training data from disk and communicating gradients through the network. To compare the performance of different methods, experiments were conducted on 6 nodes. We compare our algorithms to **Cyclic Repetition Scheme** and **Fractional Repetition Scheme**. We use image classification datasets including Mnist and Cifar10 as our benchmarks. We set the batch size as 128 and initial learning rate is 0.01. The entire training process is restricted in 10000 iterations. In this paper, we mainly adopt time-based efficiency and epoch based efficiency as the metrics. Time-based efficiency is affected by the arrival data and admission data in our system. We adopt two stage dynamic coding scheme and fairness transmission scheme to improve efficiency.

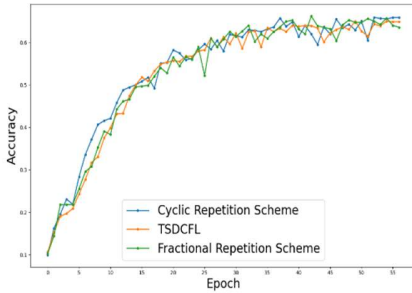


Fig. 5 a- accuracy with epoch.

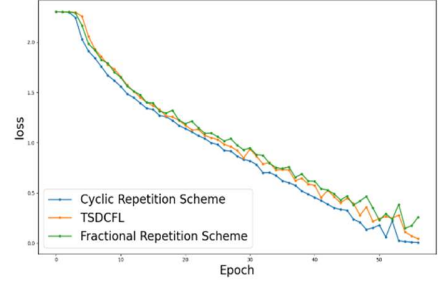


Fig. 5 b-loss with epoch.

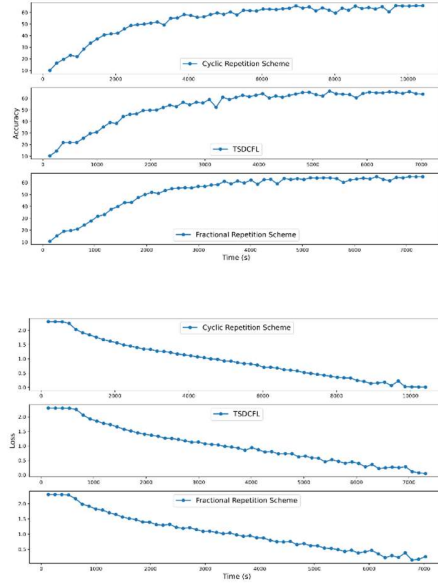


Fig. 5 c- accuracy and Fig. 5 d-loss with time.

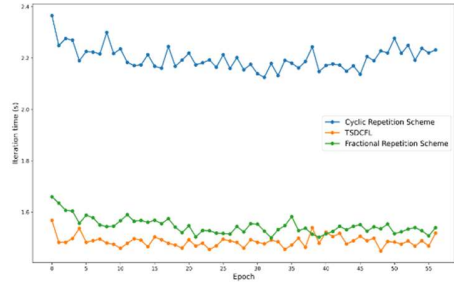


Fig. 5 e- iteration time with epoch.

Fig. 5 accuracy, loss, and iteration time over TSDCFL in Cifar10.

As shown in Fig. 5 and Fig. 6, we can see that **TSDCFL** is the same epoch based efficiency as the algorithms. The main reason is that all algorithms adopt the full data partitions and synchronous scheme in each iteration, as the consequence, epoch Based have the same converge rate. After compared with other methods with epoch based efficiency, we conduct the experiments on 6 nodes with (2 cores, 2cores, 4 cores, 4 cores, 8 cores, 8 cores) for time-based efficiency of two models. The results show that TSDCFL preforms the better than other

algorithms due to its tolerance to the stragglers, higher utilization of the computation resource and fairness transmission among workers. Specifically, as shown in Fig. 5e and Fig. 6e, the iteration time of TSDCFL is lower than the other algorithms. To be summarized, the algorithm with TSDCFL achieves the performance improvement by reducing the computation time and transmission time while keeping the convergence rate.

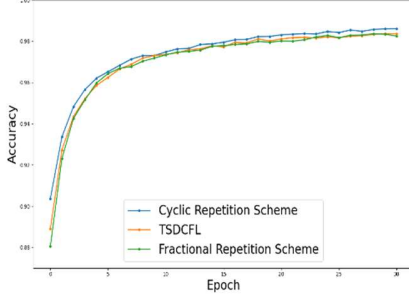


Fig. 6 a- accuracy with epoch.

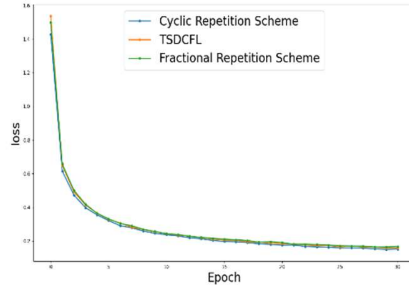


Fig. 6 b-loss with epoch.

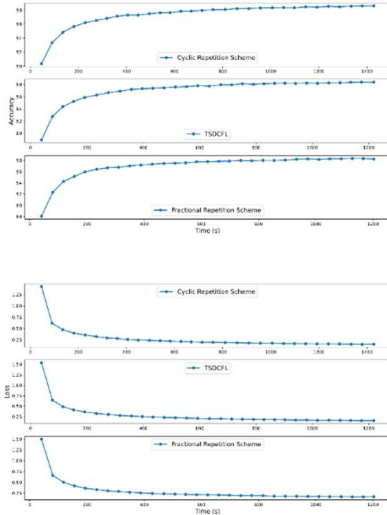


Fig. 6 c- accuracy and Fig. 6 d-loss with time.

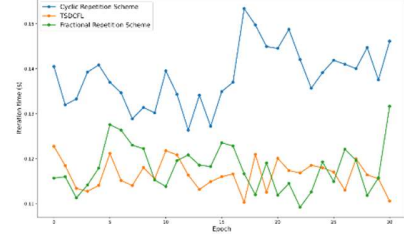


Fig. 6 e- iteration time with epoch.
Fig. 6 accuracy, loss, and iteration time over TSDCFL in Mnist.

IV. CONCLUSION

In this paper, we propose a novel coded FEL to mitigate stragglers for synchronous gradient with a two-stage dynamic scheme to enhance accuracy and resource utilization in the FEL system, where we start with part of workers for a duration of before starting the second stage, and on completion of at the first stage, we start remaining workers in the second stage. In the proposed scheme, the computation latency and transmission latency is essential and quantitatively analyzed. Then the dynamically coded coefficients scheme is proposed which is based on historical information including worker completion time. For performance optimization of FEL, a Lyapunov function is designed to maximize admission data balancing fairness and two stage dynamic coding scheme is designed to maximize arrival data among workers. The extensive experiments demonstrate the effectiveness of the proposed scheme, which can achieve the performance improvement by reducing the computation time and transmission time while keeping the convergence rate.

REFERENCES

- [1] J. Ren, Y. He, D. Wen, et al, "Scheduling for cellular federated edge learning with importance and channel awareness," IEEE Trans. Wirel. Commun.19 (11):7690-7703, 2020.
- [2] B. Luo, X. Li, S. Wang, et al., Cost-effective federated learning in mobile edge networks," IEEE J. Sel. Areas Commun.39 (12): 3606-3621, 2021.
- [3] C. Xie, S. Koyejo, I. Gupta, "Asynchronous federated optimization," 2019, arXiv preprint arXiv: 1903.03934.
- [4] H. Lee, J. Lee, "Adaptive transmission scheduling in wireless networks for asynchronous federated learning," IEEE J. Sel. Areas Commun. 39(12): 3673-3687, 2021.
- [5] Q. Ma, Y. Xu, H. Xu, et al., "FedSA: A semi-asynchronous federated learning mechanism in heterogeneous edge computing," IEEE J. Sel. Areas Commun. 39(12): 3654-3672, 2021.
- [6] W. Wu, L. He, W. Lin, et al., "SAFA: A semi-asynchronous protocol for fast federated learning with low overhead," IEEE Trans. Computers 70(5):655-668, 2021.
- [7] Q. Zhou, S. Guo, Z. Qu, et al., "Petrel: Heterogeneity-aware distributed deep learning via hybrid synchronization," IEEE Trans. Parallel Distributed Syst. 32(5): 1030-1043, 2021.
- [8] Z. Wang, H. Xu, J. Liu, et. al., "Accelerating federated learning with cluster construction and hierarchical aggregation," IEEE Trans. Mob. Comput., DOI 10.1109/TMC.2022.3147792.

APPENDIX 1

Proof for theorem 1.

[illegible]

[illegible]

[illegible]

$$\begin{aligned}
&\leq -\frac{1}{2}\bar{\eta}(\|g(w_{< i-1>})\|^2 + \left\| \frac{1}{K} \left(\sum_{k=1}^{K_1} \sum_{m=1}^{M_1} a_{m,< i-1>} b_{m,k} g_k(i-1-\tau_{m,< i-1>}) + \sum_{k=1}^{K_2} \sum_{m=1}^{M_2} a_{m,< i-1>} b_{m,k} g_k(i-1-\tau_{m,< i-1>}) \right) \right\|^2 \\
&-3L^2 \left(\frac{1}{K^2} \bar{\eta}^2 \sum_{n=i-1-\tau_{\max}}^{n=i-1} \left(\sum_{k=1}^{K_1} \sum_{m=1}^{M_1} a_{m,< n>}^2 b_{m,k}^2 \varsigma^2 + \sum_{k=1}^{K_2} \sum_{m=1}^{M_2} a_{m,< n>}^2 b_{m,k}^2 \varsigma^2 \right) + \left\| \sum_{n=i-1-\tau_{\max}}^{n=i-1} \frac{1}{K} \bar{\eta} \sum_{k=1}^K \sum_{m=1}^M a_{m,< i-1>} b_{m,k} g(n-1-\tau_{m,< n-1>}) \right\|^2 \right) \\
&+ \frac{3L\bar{\eta}^2}{2K^2} \left(\sum_{k=1}^{K_1} \sum_{m=1}^{M_1} a_{m,< i-1>}^2 b_{m,k}^2 \varsigma^2 + \sum_{k=1}^{K_2} \sum_{m=1}^{M_2} a_{m,< i-1>}^2 b_{m,k}^2 \varsigma^2 \right) + \frac{3L\bar{\eta}^2}{2} \left\| \frac{1}{K} \sum_{k=1}^K \sum_{m=1}^M g(i-1-\tau_{m,< i-1>}) \right\|^2 \\
&\leq -\frac{1}{2}\bar{\eta}(\|g(w_{< i-1>})\|^2 + \left\| \frac{1}{K} \left(\sum_{k=1}^{K_1} \sum_{m=1}^{M_1} a_{m,< i-1>} b_{m,k} g_k(i-1-\tau_{m,< i-1>}) + \sum_{k=1}^{K_2} \sum_{m=1}^{M_2} a_{m,< i-1>} b_{m,k} g_k(i-1-\tau_{m,< i-1>}) \right) \right\|^2 \\
&-3L^2 \left(\frac{1}{K^2} \bar{\eta}^2 \sum_{n=i-1-\tau_{\max}}^{n=i-1} \left(\sum_{k=1}^{K_1} \sum_{m=1}^{M_1} a_{m,< n>}^2 b_{m,k}^2 \varsigma^2 + \sum_{k=1}^{K_2} \sum_{m=1}^{M_2} a_{m,< n>}^2 b_{m,k}^2 \varsigma^2 \right) + \tau_{\max} \bar{\eta}^2 \sum_{n=i-1-\tau_{\max}}^{n=i-1} \left\| \frac{1}{K} \sum_{k=1}^K \sum_{m=1}^M a_{m,< i-1>} b_{m,k} g(n-1-\tau_{m,< n-1>}) \right\|^2 \right) \\
&+ \frac{3L\bar{\eta}^2}{2K^2} \left(\sum_{k=1}^{K_1} \sum_{m=1}^{M_1} a_{m,< i-1>}^2 b_{m,k}^2 \varsigma^2 + \sum_{k=1}^{K_2} \sum_{m=1}^{M_2} a_{m,< i-1>}^2 b_{m,k}^2 \varsigma^2 \right) + \frac{3L\bar{\eta}^2}{2} \left\| \frac{1}{K} \sum_{k=1}^K \sum_{m=1}^M g(i-1-\tau_{m,< i-1>}) \right\|^2 \\
&\leq -\frac{1}{2}\bar{\eta}(\|g(w_{< i-1>})\|^2 - \frac{1}{2}\bar{\eta} \left\| \frac{1}{K} \left(\sum_{k=1}^{K_1} \sum_{m=1}^{M_1} a_{m,< i-1>} b_{m,k} g_k(i-1-\tau_{m,< i-1>}) + \sum_{k=1}^{K_2} \sum_{m=1}^{M_2} a_{m,< i-1>} b_{m,k} g_k(i-1-\tau_{m,< i-1>}) \right) \right\|^2 \\
&+ \frac{3}{2} \frac{L^2 \bar{\eta}^3}{K^2} \left(\sum_{n=i-1-\tau_{\max}}^{n=i-1} \left(\sum_{k=1}^{K_1} \sum_{m=1}^{M_1} a_{m,< n>}^2 b_{m,k}^2 \varsigma^2 + \sum_{k=1}^{K_2} \sum_{m=1}^{M_2} a_{m,< n>}^2 b_{m,k}^2 \varsigma^2 \right) + \frac{3}{2} L^2 \tau_{\max} \bar{\eta}^3 \sum_{n=i-1-\tau_{\max}}^{n=i-1} \left\| \frac{1}{K} \sum_{k=1}^K \sum_{m=1}^M a_{m,< i-1>} b_{m,k} g(n-1-\tau_{m,< n-1>}) \right\|^2 \right) \\
&+ \frac{3L\bar{\eta}^2}{2K^2} \left(\sum_{k=1}^{K_1} \sum_{m=1}^{M_1} a_{m,< i-1>}^2 b_{m,k}^2 \varsigma^2 + \sum_{k=1}^{K_2} \sum_{m=1}^{M_2} a_{m,< i-1>}^2 b_{m,k}^2 \varsigma^2 \right) + \frac{3L\bar{\eta}^2}{2} \left\| \frac{1}{K} \sum_{k=1}^K \sum_{m=1}^M g(i-1-\tau_{m,< i-1>}) \right\|^2 \\
&= -\frac{1}{2}\bar{\eta}(\|g(w_{< i-1>})\|^2 + (\frac{3L\bar{\eta}^2}{2} - \frac{1}{2}\bar{\eta}) \left\| \frac{1}{K} \sum_{k=1}^K \sum_{m=1}^M g(i-1-\tau_{m,< i-1>}) \right\|^2 \\
&+ \frac{3}{2} L^2 \tau_{\max} \bar{\eta}^3 \sum_{n=i-1-\tau_{\max}}^{n=i-1} \left\| \frac{1}{K} \sum_{k=1}^K \sum_{m=1}^M a_{m,< i-1>} b_{m,k} g(n-1-\tau_{m,< n-1>}) \right\|^2 \\
&+ (\frac{3L\bar{\eta}^3}{2K^2} (\sum_{k=1}^{K_1} \sum_{m=1}^{M_1} a_{m,< i-1>}^2 b_{m,k}^2 + \sum_{k=1}^{K_2} \sum_{m=1}^{M_2} a_{m,< i-1>}^2 b_{m,k}^2) + \frac{3L\bar{\eta}^2}{2K^2} (\sum_{k=1}^{K_1} \sum_{m=1}^{M_1} a_{m,< i-1>}^2 b_{m,k}^2 + \sum_{k=1}^{K_2} \sum_{m=1}^{M_2} a_{m,< i-1>}^2 b_{m,k}^2)) \varsigma^2 \\
&\mathbb{E}[F(w_{< P+1>})] - F(w_{< 1>}) \\
&= -\sum_{l=1}^P \frac{1}{2} \bar{\eta}(\|g(w_{< l>})\|^2 + \sum_{l=1}^P (\frac{3L\bar{\eta}^2}{2} - \frac{1}{2}\bar{\eta}) \left\| \frac{1}{K} \sum_{k=1}^K \sum_{m=1}^M g(i-1-\tau_{m,< i-1>}) \right\|^2 \\
&+ \sum_{l=1}^P \frac{3}{2} L^2 \tau_{\max} \bar{\eta}^3 \sum_{n=i-1-\tau_{\max}}^{n=i-1} \left\| \frac{1}{K} \sum_{k=1}^K \sum_{m=1}^M a_{m,< i-1>} b_{m,k} g(n-1-\tau_{m,< n-1>}) \right\|^2 \\
&+ \sum_{l=1}^P (\frac{3L\bar{\eta}^3}{2K^2} (\sum_{k=1}^{K_1} \sum_{m=1}^{M_1} a_{m,< i-1>}^2 b_{m,k}^2 + \sum_{k=1}^{K_2} \sum_{m=1}^{M_2} a_{m,< i-1>}^2 b_{m,k}^2) + \frac{3L\bar{\eta}^2}{2K^2} (\sum_{k=1}^{K_1} \sum_{m=1}^{M_1} a_{m,< i-1>}^2 b_{m,k}^2 + \sum_{k=1}^{K_2} \sum_{m=1}^{M_2} a_{m,< i-1>}^2 b_{m,k}^2)) \varsigma^2 \\
&= -\sum_{l=1}^P \frac{1}{2} \bar{\eta}(\|g(w_{< l>})\|^2 + (\frac{3}{2}\bar{\eta}^2 (L + L^2 \tau_{\max} \bar{\eta}^2) - \frac{1}{2}\bar{\eta}) \sum_{l=1}^P \left\| \frac{1}{K} \sum_{k=1}^K \sum_{m=1}^M a_{m,< l-1>} b_{m,k} g(t-1-\tau_{m,< l>}) \right\|^2 \\
&+ (\frac{3L\bar{\eta}^3}{2K^2} + \frac{3L\bar{\eta}^2 \tau_{\max}}{2K^2}) \sum_{l=1}^P \sum_{k=1}^{K_1} \sum_{m=1}^{M_1} a_{m,< l>}^2 b_{m,k}^2 + \sum_{l=1}^P \sum_{k=1}^{K_2} \sum_{m=1}^{M_2} a_{m,< l>}^2 b_{m,k}^2 \varsigma^2 \\
&\leq -\sum_{l=1}^P \frac{1}{2} \bar{\eta}(\|g(w_{< l>})\|^2 + (\frac{3L\bar{\eta}^3}{2K^2} + \frac{3L\bar{\eta}^2 \tau_{\max}}{2K^2}) (\sum_{l=1}^P \sum_{k=1}^{K_1} \sum_{m=1}^{M_1} a_{m,< l>}^2 b_{m,k}^2 + \sum_{l=1}^P \sum_{k=1}^{K_2} \sum_{m=1}^{M_2} a_{m,< l>}^2 b_{m,k}^2) \varsigma^2 \\
&\frac{1}{P} \sum_{l=1}^P \|g(w_{< l>})\|^2 \\
&\leq \frac{2}{\bar{\eta}P} (F(w_{< 1>}) - F(w_*)) + \frac{3L\bar{\eta}}{K} (1 + \bar{\eta} \tau_{\max}) m(C_1 + C_2) \varsigma^2
\end{aligned}$$

Proof for lemma 4.

$$\begin{aligned} Q_{m,<i>}(t+1)^2 &= \left(Q_{m,<i>}(t) + d_{m,<i>}(t) - c_{m,<i>}(t) \right)^2 \\ &\leq Q_{m,<i>}(t)^2 + d_{m,<i>}(t)^2 + c_{m,<i>}(t)^2 + 2Q_{m,<i>}(t)(d_{m,<i>}(t) - c_{m,<i>}(t)) \end{aligned}$$

$$\begin{aligned} H_{m,<i>}(t+1)^2 &= \max[H_{m,<i>}(t) + y_{m,<i>}(t) - d_{m,<i>}(t), 0]^2 \\ &\leq H_{m,<i>}(t)^2 + y_{m,<i>}(t)^2 + d_{m,<i>}(t)^2 + 2H_{m,<i>}(t)(y_{m,<i>}(t) - d_{m,<i>}(t)) \end{aligned}$$

$$\begin{aligned} E_{m,<i>}(t+1)^2 &= (E_{m,<i>}(t) - e_{m_up,<i>}(t) - e_{m_com,<i>}(t) + e_{m_store,<i>}(t))^2 \\ &\leq E_{m,<i>}(t)^2 + (e_{m_up,<i>}(t) + e_{m_com,<i>}(t))^2 + e_{m_store,<i>}(t)^2 \\ &\quad + 2E_{m,<i>}(t)(e_{m_store,<i>}(t) - (e_{m_up,<i>}(t) + e_{m_com,<i>}(t))) \end{aligned}$$

$$\begin{aligned} R_{m,<i>}(t+1)^2 &= \max[R_{m,<i>}(t) - f_m(t), 0]^2 \\ &\leq R_{m,<i>}(t)^2 + f_m(t)^2 - 2R_{m,<i>}(t)f_m(t) \end{aligned}$$

$$\begin{aligned} R_{server,<i>}(t+1)^2 &= \left(\max[R_{server,<i>}(t) - F(t), 0] + \sum_{m \in M_{non_stragglers}} c_{m,<i>}(t) \xi_m \right)^2 \\ &\leq R_{server,<i>}(t)^2 + F(t)^2 + \sum_{m \in M_{non_stragglers}} (c_{m,<i>}(t) \xi_m)^2 \\ &\quad + 2R_{server,<i>}(t) \left(\sum_{m \in M_{non_stragglers}} c_{m,<i>}(t) \xi_m - F(t) \right) \end{aligned}$$

$$\begin{aligned} \Delta_V(t) &= \frac{1}{2} \sum_{m \in M_{non_stragglers}} (d_{m,<i>}(t)^2 + c_{m,<i>}(t)^2 + y_{m,<i>}(t)^2 + d_{m,<i>}(t)^2 + (e_{m_up,<i>}(t) + e_{m_com,<i>}(t))^2 \\ &\quad + e_{m_store,<i>}(t)^2 + f_m(t)^2) + \frac{1}{2} (F(t)^2 + \sum_{m \in M_{non_stragglers}} (c_{m,<i>}(t) \xi_m)^2) - V \mathbb{E} \left\{ \sum_{m \in M_{non_stragglers}} \log(1 + y_m(t) | \Theta(t)) \right\} \\ &\quad + \sum_{m \in M_{non_stragglers}} Q_{m,<i>}(t) \mathbb{E} \{ (d_{m,<i>}(t) - c_{m,<i>}(t)) | \Theta(t) \} + \sum_{m \in M_{non_stragglers}} H_{m,<i>}(t) \mathbb{E} \{ (y_{m,<i>}(t) - d_{m,<i>}(t)) | \Theta(t) \} \\ &\quad + \sum_{m \in M_{non_stragglers}} E_{m,<i>}(t) \mathbb{E} \{ (e_{m_store,<i>}(t) - (e_{m_up,<i>}(t) + e_{m_com,<i>}(t))) | \Theta(t) \} \\ &\quad - \sum_{m \in M_{non_stragglers}} R_{m,<i>}(t) \mathbb{E} \{ f_m(t) | \Theta(t) \} + R_{server,<i>}(t) \mathbb{E} \left\{ \left(\sum_{m \in M_{non_stragglers}} c_{m,<i>}(t) \xi_m - F(t) \right) | \Theta(t) \right\} \end{aligned}$$