

2SLS with Multiple Treatments

Manudeep Bhuller*

Henrik Sigstad†

February 17, 2023

Abstract: We study what two-stage least squares (2SLS) identifies in models with multiple treatments under treatment effect heterogeneity. Two conditions are shown to be necessary and sufficient for the 2SLS to identify positively weighted sums of agent-specific effects of each treatment: *average conditional monotonicity* and *no cross effects*. Our identification analysis allows for any number of treatments, any number of continuous or discrete instruments, and the inclusion of covariates. We provide characterizations of choice behavior implied by our identification conditions and discuss how the conditions can be tested empirically.

Keywords: multiple treatments, monotonicity, instrumental variables, two-stage least squares

JEL codes: C36

Acknowledgments: We thank Magne Mogstad for useful comments.

*University of Oslo; CEPR; CESifo; and IZA. E-mail: manudeep.bhuller@econ.uio.no

†BI, Norwegian Business School. E-mail: henrik.sigstad@bi.no

1 Introduction

In many settings—e.g., education, career choices, and migration decisions—estimating the causal effects of a series of different treatments is valuable. For instance, in the context of criminal justice, one might be interested in separately estimating the effects of conviction and incarceration on defendant outcomes (Humphries *et al.*, 2022). Identifying treatment effects in settings with multiple treatments using instruments has, however, proven challenging (Heckman *et al.*, 2008). A common approach in the applied literature is to estimate a “multivariate” two-stage least squares (2SLS) regression with indicators for receiving various treatments as multiple endogenous variables and at least as many instruments.¹ While such an approach is valid under homogenous treatment effects, it does not generally identify meaningful treatment effects under treatment effect heterogeneity.

To fix ideas about the identification problem, consider a case with three mutually exclusive treatments— $T \in \{0, 1, 2\}$ —and a vector of valid instruments Z . Let β_{1i} and β_{2i} be the causal effects of receiving treatments 1 and 2 relative to receiving treatment 0 for agent i on an outcome variable. Then, the 2SLS estimate of the causal effect of receiving treatment 1 is, in general, a weighted sum of β_{1i} and β_{2i} across agents, where the weights can be negative. Thus, the estimated effect of treatment 1 can both put *negative* weight on the effect of treatment 1 for some agents *and* be contaminated by the effect of treatment 2. In severe cases, the estimated effect of treatment 1 can be negative even though $\beta_{1i} > 0$ for all agents. The existing literature has, however, not clarified which conditions are necessary for the 2SLS estimate of the effect of treatment 1 to *assign proper weights*—non-negative weight on β_{1i} and zero weight on β_{2i} .

In this paper, we present two necessary and sufficient conditions for multivariate 2SLS to assign proper weights—*average conditional monotonicity* and *no cross effects*. Our results apply in the general case with n treatments and $m \geq n$ continuous or discrete instruments. We also provide results for settings where exogeneity holds only conditional on covariates—a common feature in applied work that complicates the analysis of 2SLS already in the binary treatment case (Blandhol *et al.*, 2022). Finally, our results allow the researcher to specify any set of relative treatment effects, not just effects relative to an excluded treatment (treatment 0).

For expositional ease, however, we continue with the three-treatment example. When does the 2SLS estimate of receiving treatment 1 put non-negative weight on β_{1i} and zero weight on β_{2i} ? To develop intuition about the required conditions, assume we run 2SLS with the following two instruments: the linear projection of an indicator for receiving

¹Examples of studies estimating models with multiple treatments using 2SLS—either as the main specification or as an extension of a baseline specification with a binary treatment—include Persson & Tabellini (2004); Acemoglu & Johnson (2005); Rohlfs (2006); Angrist (2006); Angrist *et al.* (2009); Autor *et al.* (2015); Mueller-Smith (2015); Kline & Walters (2016); Jaeger *et al.* (2018); Bombardini & Li (2020); Bhuller *et al.* (2020); Norris *et al.* (2021); Humphries *et al.* (2022); Angrist *et al.* (2022).

treatment 1 on the instrument vector Z , which we refer to as “instrument 1”, and the linear projection of an indicator for receiving treatment 2 on the instrument vector Z , i.e., “instrument 2”. Using instruments 1 and 2—the predicted treatments from the 2SLS first stage—as instruments is numerically equivalent to using the full vector Z as instruments. The first condition—average conditional monotonicity—requires that, conditional on instrument 2, instrument 1 does not, on average, induce agent i out of treatment 1.² The second condition—no cross effects—requires that, conditional on instrument 1, instrument 2 does not, on average, induce agent i into or out of treatment 1. The latter condition is necessary to ensure zero weight on β_{2i} and is particular to the case with multiple treatments. Notably, both conditions can be tested empirically. For instance, one can regress an indicator for receiving treatment 1 on instrument 1 and 2 on subsamples and test whether the coefficient on instrument 1 is non-negative and whether the coefficient on instrument 2 is zero.

Building upon our general identification results, we consider a prominent special case: the just-identified 2SLS with n mutually exclusive treatments and n mutually exclusive binary instruments. This case is a natural generalization of the canonical case with a binary treatment and a binary instrument to multiple treatments. A typical application is a randomized controlled trial where each agent is randomly assigned to one of n treatments, but compliance is imperfect. In this setting, our two conditions require that each instrument affects exactly one treatment indicator. In particular, there must be a labeling of the instruments such that instrument k moves agents only from the excluded treatment 0 into treatment k . This result gives rise to a more powerful test in just-identified models: If 2SLS assigns proper weights, each instrument must affect exactly one treatment indicator in a first-stage IV regression. This test can be applied both in the whole population and in subsamples.

The requirement that each instrument affects exactly one choice margin restricts choice behavior in a particular way. In particular, 2SLS assigns proper weights only when choice behavior can be described by a selection model where the excluded treatment is always the preferred alternative or the next-best alternative. It is thus not sufficient that each instrument influences the utility of only one choice alternative. For instance, an instrument that affects only the utility of receiving treatment 1 could still affect the take-up of treatment 2 by inducing agents who would otherwise have selected treatment 2 to select treatment 1. Such cross effects are avoided if the excluded treatment is always at least the next-best alternative. To apply 2SLS in this just-identified case, the researcher must argue why the excluded treatment is always the best or the next-best alternative. Our results essentially imply that unless researchers can infer next-best alternatives—as in Kirkeboen *et al.* (2016) and the following literature—2SLS in just-identified models

²This condition generalizes Frandsen *et al.* (2023)’s average monotonicity condition to multiple treatments and is substantially weaker than the Imbens-Angrist monotonicity condition (Imbens & Angrist, 1994).

does not identify a meaningful causal effect under arbitrary heterogeneous effects.

Until now, we have considered *unordered* treatment effects—treatment effects relative to an excluded treatment. Our results, however, also apply to any other relative treatment effects a researcher might seek to estimate through 2SLS. An important case is *ordered treatment effects*—the effect of treatment k relative to treatment $k-1$.³ In the ordered case, the just-identified 2SLS assigns proper weights if and only if there exists a labeling of the instruments such that instrument k moves agents only from treatment $k-1$ to treatment k . As in the unordered case, this condition can be tested both in the full population and in subsamples. The condition also imposes a particular restriction on agents’ choice behavior: we show that 2SLS assigns proper weights in just-identified ordered choice models only when agents’ preferences can be described as single-peaked over the treatments. When treatments have a natural ordering—such as years of schooling—the researcher might be able to make a strong theoretical case in favor of such preferences.

We finally present another special case of ordered choice where our conditions are satisfied: a classical threshold-crossing model applicable when treatment assignment depends on a single index crossing multiple thresholds. For instance, treatments can be grades and the latent index the quality of the student’s work, or treatments might be years of prison and the latent index the severity of the committed crime. Suppose the researcher has access to exogenous shocks to these thresholds, for instance through random assignment to judges or graders that agree on ranking but use different cutoffs. Then 2SLS assigns proper weights provided that there is a linear relationship between the predicted treatments—an easily testable condition.⁴

Our paper contributes to a growing literature on the use of instruments to identify causal effects in settings with multiple treatments (Heckman *et al.*, 2008; Kline & Walters, 2016; Kirkeboen *et al.*, 2016; Heckman & Pinto, 2018; Lee & Salanié, 2018; Galindo, 2020; Pinto, 2021) or multiple instruments (Mogstad *et al.*, 2021; Goff, 2020; Mogstad *et al.*, forthcoming). Our main contribution is to provide the exact conditions under which 2SLS with multiple treatments assigns proper weights under arbitrary treatment effect heterogeneity. We allow for any number of treatments, any number of continuous or discrete instruments, and any definition of treatment indicators. We also allow for covariates. Moreover, we show how the conditions can be tested. By comparison, the existing literature provides only sufficient conditions in the just-identified case with three treatments, three instrument values, and no controls (Behaghel *et al.*, 2013; Kirkeboen

³ Angrist & Imbens (1995) showed the conditions under which 2SLS with the *multivalued treatment indicator* T as the endogenous variable identifies a convex combination of the effect of treatment 2 relative to treatment 1 and the effect of treatment 1 relative to treatment 0. In contrast, we seek to determine the conditions under which 2SLS with two binary treatment indicators— $D_1 = \mathbf{1}[T \geq 1]$ and $D_2 = \mathbf{1}[T = 2]$ —*separately* identifies the effect of each of the two treatment margins.

⁴More precisely, the conditional expectation of predicted treatment k must be a linear function of predicted treatment $l \neq k$.

et al., 2016).

In the case of just-identified models with unordered treatments, we show that the *extended monotonicity* condition provided by Behaghel *et al.* (2013) is not only sufficient but also *necessary* for 2SLS to assign proper weights, after a possible permutation of the instruments. This non-trivial result gives rise to a new test in just-identified models: For 2SLS to assign proper weights each instrument can only affect one treatment. Furthermore, we show that knowledge of agents’ next-best alternatives—as in Kirkeboen *et al.* (2016)—is implicitly assumed whenever estimates from just-identified 2SLS models with multiple treatments are interpreted as a positively weighted sum of individual treatment effects. We thus show that the assumption that next-best alternatives are observed or can be inferred is not only sufficient but also essentially *necessary* for 2SLS to identify a meaningful causal parameter.

We also provide new identification results for ordered treatments. First, we show when 2SLS with multiple ordered treatments identifies separate treatment effects in a standard threshold-crossing model considered in the ordered choice literature (e.g., Carneiro *et al.* 2003; Cunha *et al.* 2007; Heckman & Vytlacil 2007). While Heckman & Vytlacil (2007) show that local IV identifies ordered treatment effects in such a model, we show that 2SLS can also identify the effect of each treatment transition under an easily testable linearity condition. We also show how the result of Behaghel *et al.* (2013) extends to ordered treatment effects. Finally, we show that for 2SLS to assign proper weights in just-identified models with ordered treatment effects, it must be possible to describe agents’ preferences as single-peaked over the treatments.

In contrast to Heckman & Pinto (2018), who provide general identification results in a setting with multiple treatments and discrete instruments, we focus specifically on the properties of 2SLS—a standard and well-known estimator common in the applied literature. Other contributions to the literature on the use of instrumental variables to separately identify multiple treatments (Lee & Salanié, 2018; Galindo, 2020; Lee & Salanié, 2020; Mountjoy, 2022; Pinto, 2021) focus on developing new approaches to identification. As opposed to creating new methods, our focus is narrower—identifying the exact conditions under which multivariate 2SLS is a valid approach—contributing to a recent body of research assessing the robustness of standard estimators to heterogeneous effects (e.g., de Chaisemartin & d’Haultfoeuille 2020a,b; Callaway & Sant’Anna 2021; Goodman-Bacon 2021; Sun & Abraham 2021; Borusyak *et al.* 2021; Goldsmith-Pinkham *et al.* 2022).

In Section 2, we develop the exact conditions for the multivariate 2SLS to assign proper weights to agent-specific causal effects and discuss how these conditions can be tested. In Section 3, we consider two special cases—the just-identified case and a threshold-crossing model. Section 4 concludes. Proofs and additional results are in the Appendix.

2 Multivariate 2SLS with Heterogeneous Effects

In this section, we develop sufficient and necessary conditions for the multivariate 2SLS to identify a positively weighted sum of individual treatment effects under heterogeneous effects and explain how these conditions can be tested.

2.1 Definitions

Fix a probability space where an outcome corresponds to a randomly drawn *agent* i .⁵ Define the following random variables: A multi-valued treatment $T \in \mathcal{T} \equiv \{0, 1, 2\}$, an outcome $Y \in \mathbb{R}$, and a vector-valued instrument $Z \in \mathcal{Z} \subseteq \mathbb{R}^m$ with $m \geq 2$. For expositional ease, we focus on the case with three treatments and no control variables.⁶ All our results generalize to settings with control variables and an arbitrary number of treatments; see Sections B.1 and B.2 in the Appendix.

Define \mathcal{S} as all possible mappings $f : \mathcal{Z} \rightarrow \mathcal{T}$ from instrument values to treatments—all possible ways the instrument can affect treatment. Following Heckman & Pinto (2018), we refer to the elements of \mathcal{S} as *response types*. The random variable $S \in \mathcal{S}$ describes agents' *potential treatment choices*: If agent i has $S = s$, then $s(z)$ for $z \in \mathcal{Z}$ indicates the treatment selected by agent i if Z is set to z . The response type of an agent describes how the agent's choice of treatment reacts to changes in the instrument. For example, in the case with a binary treatment and a binary instrument, the possible response types are *never-takers* ($s(0) = s(1) = 0$), *always-takers* ($s(0) = s(1) = 1$), *compliers* ($s(0) = 0, s(1) = 1$), and *defiers* ($s(0) = 1, s(1) = 0$). Similarly, define $Y(t)$ for $t \in \mathcal{T}$ as the agent's *potential outcome* when T is set to t .

Using 2SLS, a researcher can aim to estimate two out of three relative treatment effects. We focus on two special cases: the *unordered* and *ordered* case. In the unordered case, the researcher seeks to estimate the effects of treatment 1 and 2 relative to treatment 0 by estimating 2SLS with treatment indicators $D_1^{\text{unordered}} \equiv \mathbf{1}[T = 1]$ and $D_2^{\text{unordered}} \equiv \mathbf{1}[T = 2]$.⁷ In that case, the treatment effects of interest are represented by the random vector $\beta^{\text{unordered}} \equiv (Y(1) - Y(0), Y(2) - Y(0))^T$. In the ordered case, the researcher is interested in $\beta^{\text{ordered}} \equiv (Y(1) - Y(0), Y(2) - Y(1))^T$ and uses treatment indicators $D_1^{\text{ordered}} \equiv \mathbf{1}[T \geq 1]$ and $D_2^{\text{ordered}} \equiv \mathbf{1}[T = 2]$. Let $\beta \equiv (\beta_1, \beta_2)^T$ denote the treatment effects of interest and $D \equiv (D_1, D_2)^T$ the corresponding treatment indicators. Unless otherwise specified, our results hold for any definition of β . But to ease expo-

⁵All random variables thus correspond to a randomly drawn agent. We omit i subscripts.

⁶We focus on *mutually exclusive* treatments throughout. Treatments that are not mutually exclusive can always be made into mutually exclusive treatments. For instance, two not mutually exclusive treatments and an excluded treatment can be thought of as four mutually exclusive treatments: Receiving the excluded treatment, receiving only treatment 1, receiving only treatment 2, and receiving both treatments.

⁷The more general case of unordered choice—where the researcher seeks to estimate *all* relative treatment effects—could be analyzed by varying which treatment is considered to be the excluded treatment.

sition we focus on the unordered case when interpreting our results. We maintain the following standard IV assumptions throughout:

Assumption 1. (*Exogeneity and Exclusion*). $\{Y(0), Y(1), Y(2), S\} \perp Z$

Assumption 2. (*Rank*). $\text{Cov}(Z, D)$ has full rank.

For a response type $s \in \mathcal{S}$, let v_s be the induced mapping between instruments and treatment indicators: $v_s(z) \equiv (s_1(z), s_2(z))^T$ for all $z \in \mathcal{Z}$. For instance, $s_t(z) \equiv \mathbf{1}[s(z) = t]$ if we use unordered treatment indicators, and $s_t(z) \equiv \mathbf{1}[s(z) \geq t]$ if we use ordered treatment indicators. The function v_s is just another way to summarize the choice behavior of response type s . Define the 2SLS estimand $\beta^{2\text{SLS}} = (\beta_1^{2\text{SLS}}, \beta_2^{2\text{SLS}})^T$ by

$$\beta^{2\text{SLS}} \equiv \text{Var}(P)^{-1} \text{Cov}(P, Y)$$

where P is the linear projection of D on Z

$$P = (P_1, P_2)^T \equiv \text{E}[D] + \text{Var}(Z)^{-1} \text{Cov}(Z, D)(Z - \text{E}[Z])$$

We refer to P as the *predicted treatments*—the best linear prediction of the treatment indicators given the value of the instruments. Similarly, we refer to P_k for $k \in \{1, 2\}$ as *predicted treatment k* . Since 2SLS using predicted treatments as instruments is numerically equivalent to using the original instruments, we can think of P as our instruments. In particular, P is a linear transformation of the original instruments Z such that we get one instrument corresponding to each treatment indicator. We will occasionally use language such as “the effect of P_1 on treatment 2”.

2.2 Identification Results

What does multivariate 2SLS identify under Assumptions 1 and 2 when treatment effects are heterogeneous across agents? The following proposition expresses the 2SLS estimand as a weighted sum of average treatment effects across response types:⁸

Proposition 1. *Under Assumptions 1 and 2*

$$\beta^{2\text{SLS}} = \text{E}[w_S \beta^S]$$

where for $s \in \mathcal{S}$

$$w_s \equiv \text{Var}(P)^{-1} \text{Cov}(P, v_s(Z))$$

⁸The literature has documented that 2SLS gives a weighted average of individual treatment effects in the case of two mutually exclusive treatment indicators when using a discrete instrument (Kirkeboen *et al.*, 2016) or two continuous instruments (Mountjoy, 2022). Proposition 1 generalizes these results to more than three treatments, other definitions of treatment indicators, and more instruments than treatments. Moreover, the proposition provides a concise and easily interpretable expression for the weights.

$$\beta^s \equiv (\beta_1^s, \beta_2^s)^T \equiv \mathbb{E}[\beta \mid S = s]$$

In the case of a binary treatment and a binary instrument, $\beta^{2\text{SLS}}$ is a weighted sum of average treatment effects for compliers and defiers. Proposition 1 is a generalization of this result to the case with three treatments and m instruments. In this case, $\beta^{2\text{SLS}}$ is a weighted sum of the average treatment effects of all response types present in the population. The vector β^s describes the average treatment effects for agents of response type s . The weight matrix w_s summarizes how the treatment effects of agents of response type s contribute to the estimated coefficients. The diagonal elements of w_s indicate how the average effects of treatment k of agents with response type s contribute to the estimated effect of treatment k . Without further restrictions, these weights could be both positive and negative. The off-diagonal elements of w_s describe how the average effects of treatment k for response type s contribute to the estimated effect of treatment l for $l \neq k$. Thus, in general, all treatment effects for response type s might contribute, either positively or negatively, to all estimated treatment effects.

In the canonical case of a binary treatment and a binary instrument, identification is ensured when there are no defiers. The aim of this paper is to generate similar restrictions on the possible response types in the case of multiple treatments. To become familiar with our notation and the implications of Proposition 1, consider the following example.

Example 1. Consider the case of three treatments and two mutually exclusive binary instruments: $(Z_1, Z_2) \in \{(0, 0), (1, 0), (0, 1)\}$. Assume we are interested in unordered treatment effects, $\beta^{\text{unordered}} = (Y(1) - Y(0), Y(2) - Y(0))^T$, with corresponding treatment indicators $D_1 = \mathbf{1}[T = 1]$ and $D_2 = \mathbf{1}[T = 2]$. One possible response type in this case is defined by

$$s(z) = \begin{cases} 1 & \text{if } z = (0, 0) \\ 1 & \text{if } z = (1, 0) \\ 2 & \text{if } z = (0, 1) \end{cases}$$

Response type s thus selects treatment 1 unless Z_2 is turned on. When $Z_2 = 1$, s selects treatment 2. Assume the best linear predictors of the treatments indicators are $P_1 = 0.4(1 - Z_1 - Z_2)$ and $P_2 = 0.7 \times Z_2$ and that all instrument values are equally likely. If response type s were present in the population, the weights on the average treatment effects of response type s would be

$$w_s = \begin{bmatrix} 0 & 0 \\ -\frac{1}{7} & \frac{1}{7} \end{bmatrix}$$

The average effect of treatment 2 for response type s thus contributes positively to the estimated effect of treatment 2 ($\beta_2^{2\text{SLS}}$) and negatively to the estimated effect of treatment 1 ($\beta_1^{2\text{SLS}}$). The presence of this response type in the population would be

problematic. The response type

$$s(z) = \begin{cases} 0 & \text{if } z = (0, 0) \\ 0 & \text{if } z = (1, 0) \\ 2 & \text{if } z = (0, 1) \end{cases}$$

on the other hand, has weight matrix

$$w_s = \begin{bmatrix} 0 & 0 \\ 0 & \frac{10}{7} \end{bmatrix}$$

The effect of treatment 2 for this response type only contributes to the estimated effect of treatment 2. Two-stage least squares thus assigns proper weights on this response type's average treatment effects. \square

Under homogeneous effects, the weight 2SLS assigns on the treatment effects of a particular response type is not a cause of concern. By the following corollary of Proposition 1, the off-diagonal weights are zero on average and the diagonal weights are, on average, positive:⁹

Corollary 1. *The 2SLS estimand β_1^{2SLS} is a weighted sum of β_1^s and β_2^s where the weights on the first sum to one and the weights on the latter sum to zero.*

But under heterogeneous effects the contributions of the average effects of treatment 1 to the estimate of treatment effect 2 might not cancel each other out. This makes interpreting 2SLS estimates hard. Ideally, we would like the diagonal elements of w_s to be non-negative, and the off-diagonal elements of w_s to be zero for all s . Only in that case can we interpret the 2SLS estimate of the effect of treatment 1 as a positively weighted average of the effect of treatment 1 under heterogeneous effects. Throughout the rest of the paper, we say that the 2SLS estimate of the effect of treatment 1 assigns proper weights if the following holds:

Definition 1. The 2SLS estimate of the effect of treatment 1 assigns *proper weights* if for each $s \in \text{supp}(S)$, the 2SLS estimand β_1^{2SLS} places non-negative weights on β_1^s and zero weights on β_2^s .

We say that 2SLS *assigns proper weights* if it assigns proper weights for both treatment effect estimates. Thus, if 2SLS assigns proper weights, the matrix w_s must be a non-negative diagonal matrix for all s . When is this the case? To gain intuition, note that the formula determining w_s is the same as the coefficients obtained from hypothetical linear regressions of the potential treatments $v_s(Z) = \{s_1(Z), \dots, s_k(Z)\}$

⁹For ease of reading, we present results for β_1^{2SLS} only. By symmetry, analogous results hold for β_2^{2SLS} .

on the predicted treatment indicators P . In other words, the weights on a response type’s average treatment effects in the 2SLS estimand have the same sign as the partial correlations between the response type’s potential treatments and the predicted treatment across values of the instrument.¹⁰ The following condition thus ensures that β_1^{2SLS} assigns non-negative weights on β_1^s for all s .

Assumption 3. (*Average Conditional Monotonicity*). *For all s , the partial correlation between P_1 and $s_1(Z)$ given P_2 is non-negative.*

Corollary 2. *The weight on β_1^s in β_1^{2SLS} is non-negative for all s if and only if Assumption 3 holds.*

Intuitively, Assumption 3 requires that, controlling linearly for predicted treatment 2, there is a positive correlation between predicted treatment 1 and potential treatment 1 for each agent across values of the instruments. We refer to the condition as *average conditional monotonicity* since it generalizes the average monotonicity condition defined by Frandsen *et al.* (2023) to multiple treatments.¹¹ In particular, the positive relationship between predicted treatment and potential treatment only needs to hold “on average” across realizations of the instruments. Thus, an agent might be a “defier” for some pairs of instrument values as long as she is a “complier” for sufficiently many other pairs. Informally, we can think of Assumption 3, as requiring the partial effect of P_1 on treatment 1 to be, on average, non-negative for all agents. In order to make sure that all the weights on β_2^s in β_1^{2SLS} are zero we need the following much stronger condition.

Assumption 4. (*No Cross Effects*). *For all s the partial correlation between P_1 and $s_2(Z)$ given P_2 is zero.*

Corollary 3. *The weight on β_2^s in β_1^{2SLS} is zero for all s if and only if Assumption 4 holds.*

This condition requires that, linearly controlling for predicted treatment 2, there is no correlation between predicted treatment 1 and potential treatment 2 for each agent. Informally, we can think of Assumption 4 as requiring there to be no partial effect of P_1 on treatment 2 for all agents. Assumptions 3 and 4 are necessary and sufficient conditions to ensure that 2SLS assigns proper weights. This is our main result:

Corollary 4. *The 2SLS estimate of the effect of treatment 1 assigns proper weights if and only if Assumptions 3 and 4 hold.*

¹⁰The *partial correlation* between P_1 and $s_1(Z)$ given P_2 is the Pearson correlation coefficient between the residuals from regressing P_1 on P_2 and the residuals from regressing $s_1(Z)$ on P_2 . In other words, it is the correlation between P_1 and $s_1(Z)$ when *linearly* controlling for P_2 . This partial correlation has the same sign as the coefficient on P_1 in a linear regression of $s_1(Z)$ on P_1 and P_2 .

¹¹With one treatment, Assumption 3 coincides with the average monotonicity of Frandsen *et al.* (2023). Under Assumption 4, Assumption 3 is equivalent to the correlation between P_1 and $s_1(Z)$ being non-negative (without having to condition on P_2).

Informally, 2SLS assigns proper weights if and only if for all agents and treatments k , (i) increasing predicted treatment k tend to weakly increase adoption of treatment k and (ii) conditional on predicted treatment k , increases in predicted treatment $l \neq k$ do not tend to push the agent into or out of treatment k . In Appendix Section B.3, we show how our conditions relate to the Imbens-Angrist (IA) monotonicity condition (Imbens & Angrist, 1994). In particular, we show that if IA monotonicity holds, then 2SLS assigns proper weights under an easily testable linearity condition.

2.3 Testing the Identification Conditions

Assumptions 3 and 4 can not be directly assessed since we only observe $s(z)$ for the observed instrument values. But the assumptions do have testable implications. In particular, let $X \in \{0, 1\}$ be a random variable such that $Z \perp (X, S)$.¹² Informally, X is a *pre-determined* variable not influenced by or correlated with the instrument. We then have the following testable prediction.

Proposition 2. *Assume $X \in \{0, 1\}$ with $Z \perp (X, S)$. If 2SLS assigns proper weights then*

$$\text{Var}(P \mid X = 1)^{-1} \text{Cov}(P, D \mid X = 1)$$

is a diagonal non-negative matrix.

This prediction can be tested by running the following regressions

$$D_1 = \gamma_1 + \eta_{11}P_1 + \eta_{12}P_2 + \varepsilon_1$$

$$D_2 = \gamma_2 + \eta_{21}P_1 + \eta_{22}P_2 + \varepsilon_2$$

for the sub-sample $X = 1$ and testing whether η_{11} and η_{22} are non-negative and whether $\eta_{12} = \eta_{21} = 0$. The predicted treatments P can be estimated from a linear regression of the treatments on the instruments on the whole sample—a standard first-stage regression. This test thus assesses the relationship between predicted treatments and selected treatments in subsamples.¹³ If 2SLS assigns proper weights, we should see a positive relationship between treatment k and predicted treatment k and no statistically significant relationship between treatment k and predicted treatment $l \neq k$ in (pre-determined) subsamples.¹⁴ Note that failing to reject that $\text{Var}(P \mid X = 1)^{-1} \text{Cov}(P, D \mid X = 1)$

¹²We have already assumed $Z \perp S$ (Assumption 1). The condition $Z \perp (X, S)$ requires, in addition, that Z is independent of the joint distribution of X and S . If the instrument Z is truly random, then any variable X that pre-dates the randomization satisfies $Z \perp (X, S)$. For instance, in a randomized control trial, X can be any pre-determined characteristic of the individuals in the experiment.

¹³The one-treatment version of this test is commonly applied in the literature (e.g., Dobbie *et al.* 2018; Bhuller *et al.* 2020) and formally justified by Frandsen *et al.* (2023).

¹⁴If the test is applied on various subsamples, p -values need to be adjusted to account for multiple testing. It is only meaningful to apply the test on *subsamples*. The condition is always mechanically satisfied in the full sample.

is non-negative diagonal across all observable pre-determined X does not *prove* that 2SLS assigns proper weights, even in large samples: There might always be *unobserved* pre-determined characteristics X such that $\text{Var}(P \mid X = 1)^{-1} \text{Cov}(P, D \mid X = 1)$ is not non-negative diagonal.¹⁵

2.4 Control Variables

Studies relying on 2SLS for identification almost always use specifications with control variables: Instruments are often plausibly exogenous only *conditional on certain covariates*. For instance, in random judge IV designs, cases are typically only randomly assigned to judges *within courts*. Recently, Blandhol *et al.* (2022) have documented that the inclusion of covariates causes problems with interpreting 2SLS estimates already in the binary treatment case. It is thus important to show how our results generalize to the case with covariates. In the Appendix Section B.2, we show that all our identification results extend naturally to the case with control variables. In particular, we show that, when covariates are flexibly controlled for, 2SLS assigns proper weights if and only if Assumptions 3 and 4 hold at each value of the covariates. For instance, in the random judge design, we need that average conditional monotonicity and no cross effects hold *within each court*. When Assumptions 3 and 4 are satisfied at each value of the covariates, it is sufficient to flexibly control for the covariates—e.g., controlling for court fixed effects—and not necessary to also non-parametrically interact instruments and covariates as in the Angrist & Pischke (2009) “saturate and weight” approach.¹⁶

3 Special Cases

In this section, we first provide general identification results in the just-identified case and derive the implied restrictions on choice behavior under ordered or unordered treatment effects. Then, we provide identification results for a standard threshold-crossing model—an example of an overidentified model with ordered treatment effects.

3.1 The Just-Identified Case

3.1.1 Identification Results

The standard application of 2SLS involves one binary instrument and one binary treatment. In this section, we apply the results in Section 2 to show how this canonical case generalizes to the case with three possible treatments and three possible values of the

¹⁵Similarly, in randomized control trials, showing that treatment is uncorrelated with *observed* pre-determined covariates does not prove that treatment is randomly assigned.

¹⁶Flexibly interacting instruments and covariates is very data demanding and is almost never done in applied work (Blandhol *et al.*, 2022).

instrument.¹⁷ This case is the *just-identified* case with multiple treatments: the number of distinct values of the instruments equals the number of treatments. In particular, assume we have an instrument, $V \in \{0, 1, 2\}$, from which we create two mutually exclusive binary instruments $Z = (Z_1, Z_2)^T$ with $Z_v \equiv \mathbf{1}[V = v]$.¹⁸ This setting is common in applications. For instance, Z_v might be an inducement to take up treatment v , as considered by Behaghel *et al.* (2013). Under which conditions does the multivariate 2SLS assign proper weights in this setting? It turns out that proper identification is achieved only when each instrument affects only one treatment. For simpler exposition, we represent in this section the response types s as functions $s : \{0, 1, 2\} \rightarrow \{0, 1, 2\}$ where $s(v)$ is the treatment selected by response type s when V is set to v . Thus, $s(v)$ is the *potential treatment* when $Z_v = 1$.

Proposition 3. *2SLS assigns proper weights in the above model if and only if there exists a one-to-one mapping $f : \{0, 1, 2\} \rightarrow \{0, 1, 2\}$ between instruments and treatments, such that for all $k \neq 0$ and s either $s_k(v) = 0$ for all v , $s_k(v) = 1$ for all v , or $s_k(v) = 1 \Leftrightarrow f(v) = k$.*

In words, for each agent i and treatment k , either i never takes up treatment k , always takes up treatment k , or takes up treatment k if and only if $f(V) = k$. Each instrument Z_v is thus associated with exactly one treatment $D_{f(v)}$. For ease of exposition, we can thus, without loss of generality, assume that the treatments and instruments are ordered in the same way:

Assumption 5. *Assume instrument values are labeled such that $f(k) = k$ for all k where f is the unique mapping defined in Proposition 3.*

To see the implications of Proposition 3, consider the response types defined in Table 1. It turns out that, for 2SLS to assign proper weights, the population can not consist of any other response type:

Corollary 5. *2SLS with $D_t = \mathbf{1}[T = t]$ assigns proper weights under Assumption 5 if and only if all agents are either never-takers, always-1-takers, always-2-takers, 1-compliers, 2-compliers, or full compliers.*

Behaghel *et al.* (2013) show that these assumptions are sufficient to ensure that 2SLS assigns proper weights. See also Kline & Walters (2016) for similar conditions in the case of multiple treatments and one instrument.¹⁹ Proposition 3 shows that these

¹⁷The results generalize to n possible treatments and n possible values of the instruments. See Section B.1 in the Appendix.

¹⁸There are other ways of creating two instruments from V . For instance, one could define $Z_1 = \mathbf{1}[V \geq 1]$ and $Z_2 = \mathbf{1}[V = 2]$. Such a parameterization would give exactly the same 2SLS estimate. We focus on the case of mutually exclusive binary instruments since it allows for an easier interpretation of our results.

¹⁹Equation 1 in Kline & Walters (2016), generalized to two instruments, also describes the same response types: $s(1) \neq s(0) \Rightarrow s(1) = 1$ and $s(2) \neq s(0) \Rightarrow s(2) = 2$.

Table 1: Allowed Response Types in the Just-Identified Case.

Response Type	$(s(0), s(1), s(2))$
Never-taker	(0, 0, 0)
Always-1-taker	(1, 1, 1)
Always-2-taker	(2, 2, 2)
1-complier	(0, 1, 0)
2-complier	(0, 0, 2)
Full complier	(0, 1, 2)

conditions are not only sufficient but also *necessary*, after a possible permutation of the instruments. These response types are characterized by instrument k not affecting treatment $l \neq k$ —no cross effects.

3.1.2 Testing For Proper Weighting in Just-Identified Models

By Proposition 3, there must exist a permutation of the instruments such that instrument k affects only treatment k . This result gives rise to a more powerful test applicable in just-identified models: Testing whether, possibly after a permutation of the instruments, treatment k is affected only by instrument k in first-stage regressions.²⁰ This test can be applied both in the full population and in subsamples. Formally

Proposition 4. *Assume $X \in \{0, 1\}$ with $V \perp X \mid S$. If Assumptions 3 and 4 hold then there is a permutation of the instruments $f : \{0, 1, \dots, n\} \rightarrow \{0, 1, \dots, n\}$ such that*

$$\text{Var}(Z^* \mid X = 1)^{-1} \text{Cov}(Z^*, D \mid X = 1)$$

is a diagonal non-negative matrix where $Z^ = (Z_1^*, Z_2^*, \dots, Z_n^*)^T$ with $Z_v^* \equiv \mathbf{1}[V = f(v)]$.*

As in Section 2.3, this prediction can be tested by running a first-stage regression²¹

$$D = \gamma + \eta Z^* + \varepsilon$$

on the sub-sample $X = 1$ and testing whether η is a non-negative diagonal matrix. In other words, for 2SLS to assign proper weights, there must exist a permutation of the instruments such that there is a positive relationship between treatment k and instrument k and no statistically significant relationship between treatment k and instrument $l \neq k$ in all (pre-determined) subsamples.

²⁰Typically, the researcher would have a clear hypothesis about which instrument is supposed to affect each treatment, avoiding the need to run the test for all possible permutations.

²¹Heinesen *et al.* (2022) show that the coefficients from a first-stage regression on the *full sample* can be used to partially identify violations of “irrelevance” and “next-best” assumptions invoked in Kirkeboen *et al.* (2016). Their Proposition 4 imply that η is non-negative diagonal if their monotonicity, irrelevance, and next-best assumptions hold. We show that this test is a valid test not only of their invoked assumptions, but also more generally of whether 2SLS assigns proper weights. Moreover, we show that the test can be applied on subsamples.

3.1.3 Choice-Theoretic Characterization

What does the condition in Proposition 3 imply about choice behavior? To analyze this, we use a random utility model.²² Assume that response type s 's indirect utility from choosing treatment k when $V = v$ is $I_{ks}(v)$ and that s selects treatment k if $I_{ks}(v) > I_{ls}(v)$ for all $l \neq k$.²³ The implicit assumptions about choice behavior differ according to which treatment effects we seek to estimate. We here consider the cases of ordered and unordered treatment effects.

Unordered Treatment Effects. What are the implicit assumptions on choice behavior when $\beta = (Y(1) - Y(0), Y(2) - Y(0))^T$? In this case, instrument k can affect only treatment k . Thus, instrument k can not impact the utility of treatment $l \neq k$ in any way that changes choice behavior. Also, for instrument k to impact treatment k without impacting treatment l , it must be that instrument k can change treatment status only from treatment 0 to treatment k and vice versa. Thus, essentially, Proposition 3 requires that only instrument k affects the indirect utility of treatment k , and that the excluded treatment always is at least the next-best alternative:

Proposition 5. *2SLS with $D_t = \mathbf{1}[T = t]$ assigns proper weights if and only if there exists $u_{ks} \in \mathbb{R}$ and $\mu_{ks} \geq 0$ such that $s(v) = \arg \max_k I_{ks}(v)$ with²⁴*

$$I_{0s} = 0$$

$$I_{ks}(v) = u_{ks} + \mu_{ks} \mathbf{1}[v = k]$$

$$I_{ks}(v) > I_{0s}(v) \Rightarrow I_{ls}(v) < I_{0s}(v)$$

for all $s, v, k \neq 0$, and $l \notin \{0, k\}$.

The excluded treatment is, thus, always “in between” the selected treatment and all other treatments in this selection model. Since next-best alternatives are not observed, there are selection models consistent with 2SLS assigning proper weights where other alternatives than the excluded treatment are occasionally next-best alternatives. But when indirect utilities are given by $I_{0s} = 0$ and $I_{ks} = u_{ks} + \mu_{ks} \mathbf{1}[v = k]$, this can only happen when s always selects the same treatment, in which case the identity of the next-best alternative is irrelevant.²⁵

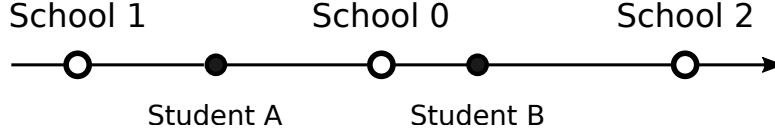
²²In a seminal article, Vytlacil (2002) showed that the Imbens & Angrist (1994) monotonicity condition is equivalent to assuming that agents' selection into treatment can be described by a random utility model where agents select into treatment when a latent index crosses a threshold. In this section, we seek to provide similar characterizations of the condition in Proposition 3.

²³Since all agents of the same response type have identical behavior, it is without loss of generality to assume that all agents of a response type have the same indirect utility function. We assume response types are never indifferent between treatments.

²⁴The assumption that $\arg \max_k I_{ks}(z)$ is a singleton imply that preferences are strict.

²⁵See the proof of Proposition 5.

Figure 1: Example with Excluded Treatment Always the Best or the Next-Best Alternative.



Note: Example of setting where the excluded treatment could plausibly be argued to be the best or the next-best alternative for all agents. Here the treatments are schools, with School 0 being the excluded treatment. Agents are students choosing which school to attend. The open dots indicate locations of schools, and the closed dots indicate the location of two example students. If students care sufficiently about travel distance, School 0 will be either the best or the next-best alternative for all students.

In which settings can a researcher plausibly argue that the excluded treatment is always the best or the next-best alternative? A natural type of setting is when there are three treatments and the excluded treatment is “in the middle”. For example, consider estimating the causal effect of attending “School 1” and “School 2” compared to attending “School 0” on student outcomes. Here, School 0 is the excluded treatment. Assume students are free to choose their preferred school. If School 0 is geographically located in between School 1 and School 2, as depicted in Figure 1, and students care sufficiently about travel distance, it is plausible that School 0 is the best or the next-best alternative for all students. For instance, student A in Figure 1, who lives between School 1 and School 0, is unlikely to prefer School 2 over School 0. Similarly, student B in Figure 1 is unlikely to have School 1 as her preferred school. If we believe no students have School 0 as their least favorite alternative and we have access to random shocks to the utility of attending Schools 1 and 2 multivariate 2SLS can be safely applied.²⁶

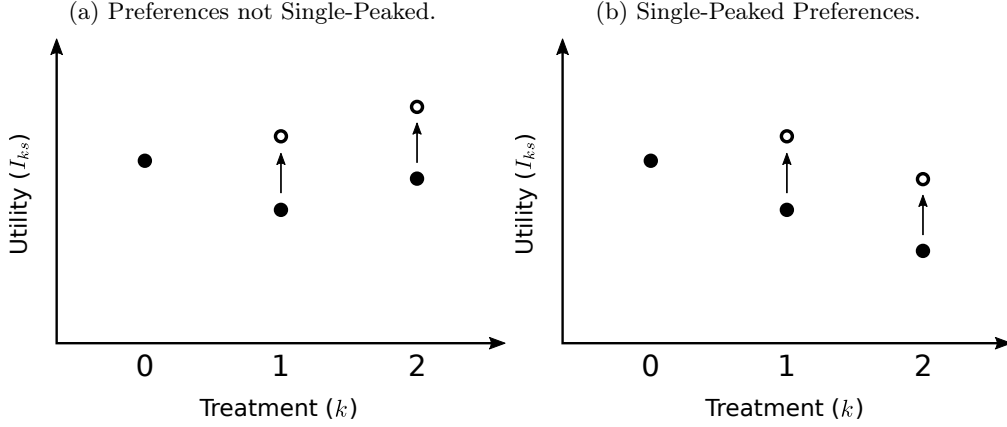
Kirkeboen *et al.* (2016) and a literature that followed exploit knowledge of next-best alternatives for identification in just-identified models. In the Appendix Section B.4, we show that the conditions invoked in this literature are not only sufficient for 2SLS to assign proper weights but also essentially *necessary*.²⁷ Thus, to apply 2SLS in just-identified models with arbitrary heterogeneous effects, researchers have to either *directly observe* next-best alternatives or make assumptions about next-best alternatives based on institutional and theoretical arguments.

Ordered Treatment Effects. What are the implicit assumptions on choice behavior when $\beta = (Y(1) - Y(0), Y(2) - Y(1))^T$? In that case, instrument k can influence only treatment indicator D_k —whether $T \geq k$. Thus, instrument k can not impact relative utilities other than $I_{si} - I_{li}$ for $s \geq k$ and $l < k$ in a way that changes choice behavior.

²⁶Another example where the excluded treatment is always the best or the next-best alternative is when agents are randomly encouraged to take up one treatment and can not select into treatments they are not offered. In that case, one might estimate the causal effects of each treatment in separate 2SLS regressions on the subsamples not receiving each of the treatments. But when control variables are included in the regression, estimating a 2SLS model with multiple treatments can improve precision.

²⁷The Kirkeboen *et al.* (2016) assumptions can be relaxed by allowing for always-takers.

Figure 2: Single-Peaked Preferences and Ordered Treatment Effects.



Note: Indirect utilities of response type s over treatments 0–2 when instrument 1 is turned off (solid dots) and on (open dots). Figure (a) shows how instrument 1 might affect $D_2 = \mathbf{1}[T \geq 2]$ when preferences are not single-peaked.

Thus, without loss of generality, we can assume that instrument k increases the utility of treatments $t \geq k$ by the same amount while keeping the utility of treatments $t < k$ constant. But this assumption is not sufficient to prevent instrument k from influencing treatment indicators other than D_k . In addition, we need that preferences are *single-peaked*:

Definition 2 (Single-Peaked Preferences). Preferences are *single-peaked* if for all s , z , k , l , and r

$$k > l > r \text{ and } I_{ks}(v) > I_{ls}(v) \Rightarrow I_{ls}(v) \geq I_{rs}(v)$$

$$k < l < r \text{ and } I_{ls}(v) < I_{rs}(v) \Rightarrow I_{ks}(v) \geq I_{ls}(v)$$

To see this, consider Figure 2a. The solid dots indicate the indirect utilities of agent i over treatments 0–2 when instrument 1 is turned off ($V = 0$). In this case, the agent's preferences has two peaks: one at $k = 0$ and another at $k = 2$. If instrument 1 increases the utilities of treatments $k \geq 1$ by the same amount, the agent might change the selected treatment from $T = 0$ to $T = 2$ as indicated by the open dots. This change impacts both D_1 and D_2 . In Figure 2b, however, where preferences are single-peaked, a homogeneous increase in the utility of treatments $k \geq 1$ can never impact any other treatment indicator than D_1 . We thus have the following result.

Proposition 6. *2SLS with $D_t = \mathbf{1}[T \geq t]$ assigns proper weights if and only if there exists $u_{ks} \in \mathbb{R}$ and $\mu_{ks} \geq 0$ such that $s(v) = \arg \max_k I_{ks}(v)$ with*

$$I_{0s} = 0$$

$$I_{ks}(v) = u_{ks} + \mu_{ks} \mathbf{1}[k \geq v]$$

for all s , v , and k and the preferences are single-peaked.

3.2 A Threshold-Crossing Model

In several settings, treatments have a clear ordering, and assignment to treatment could be described by a latent index crossing multiple thresholds. For instance, treatments could be grades and the latent index the quality of the student’s work. When estimating returns to education, treatments might be different schools, thresholds the admission criteria, and the latent index the quality of the applicant.²⁸ In the context of criminal justice, treatments might be conviction and incarceration as in [Humphries *et al.* \(2022\)](#) or years of prison as in [Rose & Shem-Tov \(2021\)](#) and the latent index the severity of the crime committed. If the researcher has access to random variation in these thresholds, for instance through random assignment to graders or judges who agree on ranking but use different cutoffs, then the identification of the causal effect of each consecutive treatment by 2SLS could be possible.

We here present a simple and easily testable condition under which 2SLS assigns proper weights in such a threshold-crossing model. Our model is a simplified version of the model considered by [Heckman & Vytlacil \(2007\)](#), Section 7.2.²⁹ We assume agents differ by an unobserved latent index U and that treatment depends on whether U crosses certain thresholds.³⁰ In particular, assume there are thresholds $g_1(Z) < g_2(Z)$ such that

$$T = \begin{cases} 0 & \text{if } U < g_1(Z) \\ 1 & \text{if } g_1(Z) \leq U < g_2(Z) \\ 2 & \text{if } U \geq g_2(Z) \end{cases}$$

We are interested in the ordered treatment effects $\beta = (Y(1) - Y(0), Y(2) - Y(1))^T$, using as treatment indicators $D_t = \mathbf{1}[U \geq g_t(Z)]$ for $t \in \{1, 2\}$. Assume the first stage is correctly specified:

Assumption 6. (*First Stage Correctly Specified.*) Assume that $E[D_k | Z]$ is a linear function of Z for all k .

This assumption is always true, for instance, when Z is a set of mutually exclusive binary instruments. We then have:

Proposition 7. 2SLS assigns proper weights in the above model if $E[P_k | P_l]$ is linear in P_l for all k and l .

Thus, when treatment can be described by a single index crossing multiple thresholds, and we have access to random shocks to these thresholds, multivariate 2SLS estimates

²⁸The model below applies in this setting if applicants agree on the ranking of schools and schools agree on the ranking of candidates.

²⁹[Heckman & Vytlacil \(2007\)](#) focus on identifying marginal treatment effects and discuss what 2SLS with a multivalued treatment identifies in this model, but do not consider 2SLS with multiple treatments. [Lee & Salanié \(2018\)](#) consider a similar model with two thresholds where agents are allowed to differ in two latent dimensions.

³⁰This specification is routinely applied to study ordered choices ([Greene & Hensher, 2010](#)).

of the effect of crossing each threshold will be a positively weighted sum of individual treatment effects. The required linearity condition between predicted treatments can easily be tested empirically. In Proposition B.7, we show that 2SLS *does not* assign proper weights if $E[P_k | P_l]$ is non-linear for one k and l and there is a positive density of agents at all values of $U \in [0, 1]$. A linear relationship between predicted treatments is thus close to *necessary* for 2SLS to assign proper weights in the above model.

4 Conclusion

Two-stage least squares (2SLS) is a common approach to causal inference. We have presented necessary and sufficient conditions for the 2SLS to identify a properly weighted sum of individual treatment effects when there are multiple treatments and arbitrary treatment effect heterogeneity. The conditions require in just-identified models that each instrument only affects one choice margin. In overidentified models, 2SLS identifies ordered treatment effects in a general threshold-crossing model conditional on an easily verifiable linearity condition. Whether 2SLS with multiple treatments should be used depends on the setting. Justifying its use in the presence of heterogeneous effects requires both running systematic empirical tests of the average conditional monotonicity and no cross effects conditions and a careful discussion of why the conditions are likely to hold.

References

- ACEMOGLU, DARON, & JOHNSON, SIMON. 2005. Unbundling institutions. *Journal of political Economy*, **113**(5), 949–995.
- ANGRIST, JOSHUA, LANG, DANIEL, & OREOPOULOS, PHILIP. 2009. Incentives and services for college achievement: Evidence from a randomized trial. *American Economic Journal: Applied Economics*, **1**(1), 136–63.
- ANGRIST, JOSHUA, HULL, PETER, & WALTERS, CHRISTOPHER R. 2022. *Methods for Measuring School Effectiveness*. Tech. rept. National Bureau of Economic Research.
- ANGRIST, JOSHUA D. 2006. Instrumental variables methods in experimental criminological research: what, why and how. *Journal of Experimental Criminology*, **2**, 23–44.
- ANGRIST, JOSHUA D., & IMBENS, GUIDO W. 1995. Two-Stage Least Squares Estimation of Average Causal Effects in Models with Variable Treatment Intensity. *Journal of the American Statistical Association*, **90**(430), 431–442.
- ANGRIST, JOSHUA D, & PISCHKE, JÖRN-STEFFEN. 2009. *Mostly harmless econometrics: An empiricist’s companion*. Princeton university press.

- AUTOR, DAVID, MAESTAS, NICOLE, MULLEN, KATHLEEN J, STRAND, ALEXANDER, *et al.* 2015. *Does delay cause decay? The effect of administrative decision time on the labor force participation and earnings of disability applicants.* Tech. rept. National Bureau of Economic Research.
- BEHAGHEL, LUC, CREPON, BRUNO, & GURGAND, MARC. 2013. Robustness of the Encouragement Design in a Two-Treatment Randomized Control Trial. *IZA Discussion Paper* 7447.
- BHULLER, MANUDEEP, DAHL, GORDON B., LØKEN, KATRINE V., & MOGSTAD, MAGNE. 2020. Incarceration, Recidivism, and Employment. *Journal of Political Economy*, **128**(4), 1269–1324.
- BLANDHOL, CHRISTINE, BONNEY, JOHN, MOGSTAD, MAGNE, & TORGOVITSKY, ALEXANDER. 2022. When is TSLS Actually LATE? *University of Chicago, Becker Friedman Institute for Economics Working Paper*.
- BOMBARDINI, MATILDE, & LI, BINGJING. 2020. Trade, pollution and mortality in China. *Journal of International Economics*, **125**, 103321.
- BORUSYAK, KIRILL, JARAVEL, XAVIER, & SPIESS, JANN. 2021. Revisiting event study designs: Robust and efficient estimation. *arXiv preprint arXiv:2108.12419*.
- CALLAWAY, BRANTLY, & SANT’ANNA, PEDRO HC. 2021. Difference-in-differences with multiple time periods. *Journal of Econometrics*, **225**(2), 200–230.
- CARNEIRO, PEDRO, HECKMAN, JAMES J, & VYTLACIL, EDWARD. 2003. Understanding what instrumental variables estimate: Estimating marginal and average returns to education. *processed, University of Chicago, The American Bar Foundation and Stanford University, July*, **19**.
- CUNHA, FLAVIO, HECKMAN, JAMES J, & NAVARRO, SALVADOR. 2007. The identification and economic content of ordered choice models with stochastic thresholds. *International Economic Review*, **48**(4), 1273–1309.
- DE CHAISEMARTIN, CLÉMENT, & D’HAULTFOEUILLE, XAVIER. 2020a. Two-way fixed effects estimators with heterogeneous treatment effects. *American Economic Review*, **110**(9), 2964–96.
- DE CHAISEMARTIN, CLÉMENT, & D’HAULTFOEUILLE, XAVIER. 2020b. Two-way fixed effects regressions with several treatments. *Available at SSRN 3751060*.
- DOBBIE, WILL, GOLDIN, JACOB, & YANG, CRYSTAL S. 2018. The Effects of Pretrial Detention on Conviction, Future Crime, and Employment: Evidence from Randomly Assigned Judges. *American Economic Review*, **108**(2), 201–40.

- FRANDSEN, BRIGHAM, LEFGREN, LARS, & LESLIE, EMILY. 2023. Judging Judge Fixed Effects. *American Economic Review*, **113**(1), 253–77.
- GALINDO, CAMILA. 2020. Empirical Challenges of Multivalued Treatment Effects.
- GOFF, LEONARD. 2020. A Vector Monotonicity Assumption for Multiple Instruments. *arXiv preprint arXiv:2009.00553*.
- GOLDSMITH-PINKHAM, PAUL, HULL, PETER, & KOLESÁR, MICHAL. 2022. Contamination Bias in Linear Regressions. *arXiv preprint arXiv:2106.05024v3*.
- GOODMAN-BACON, ANDREW. 2021. Difference-in-differences with variation in treatment timing. *Journal of Econometrics*, **225**(2), 254–277.
- GREENE, WILLIAM H, & HENSHER, DAVID A. 2010. *Modeling ordered choices: A primer*. Cambridge University Press.
- HECKMAN, JAMES J, & PINTO, RODRIGO. 2018. Unordered monotonicity. *Econometrica*, **86**(1), 1–35.
- HECKMAN, JAMES J, & VYTLACIL, EDWARD J. 2007. Econometric evaluation of social programs, part II: Using the marginal treatment effect to organize alternative econometric estimators to evaluate social programs, and to forecast their effects in new environments. *Handbook of Econometrics*, **6**, 4875–5143.
- HECKMAN, JAMES J., URZUA, SERGIO, & VYTLACIL, EDWARD. 2008. Instrumental Variables in Models with Multiple Outcomes: the General Unordered Case. *Annales d’Economie et de Statistique*, 151–174.
- HEINESEN, ESKIL, HVID, CHRISTIAN, KIRKEBØEN, LARS JOHANNESSEN, LEUVEN, EDWIN, & MOGSTAD, MAGNE. 2022. *Instrumental Variables with Unordered Treatments: Theory and Evidence from Returns to Fields of Study*. Tech. rept. National Bureau of Economic Research.
- HUMPHRIES, JOHN ERIC, OUSS, AURÉLIE, STEVENSON, MEGAN, STAVREVA, KAMELIA, & VAN DIJK, WINNIE. 2022. Measuring Effects of Conviction and Incarceration on Recidivism using Multi-Treatment Random Judge Designs. Presented at the NBER Summer Institute, Crime session.
- IMBENS, GUIDO W, & ANGRIST, JOSHUA D. 1994. Identification and Estimation of Local Average Treatment Effects. *Econometrica*, **62**(2), 467–475.
- JAEGER, DAVID A, RUIST, JOAKIM, & STUHLER, JAN. 2018. *Shift-share instruments and the impact of immigration*. Tech. rept. National Bureau of Economic Research.

- KIRKEBOEN, LARS J., LEUVEN, EDWIN, & MOGSTAD, MAGNE. 2016. Field of Study, Earnings, and Self-Selection. *Quarterly Journal of Economics*, **131**(3), 1057–1111.
- KLINE, PATRICK, & WALTERS, CHRISTOPHER R. 2016. Evaluating public programs with close substitutes: The case of Head Start. *Quarterly Journal of Economics*, **131**(4), 1795–1848.
- LEE, SOKBAE, & SALANIÉ, BERNARD. 2018. Identifying effects of multivalued treatments. *Econometrica*, **86**(6), 1939–1963.
- LEE, SOKBAE, & SALANIÉ, BERNARD. 2020. Filtered and Unfiltered Treatment Effects with Targeting Instruments. *arXiv preprint arXiv:2007.10432*.
- MOGSTAD, MAGNE, TORGOVITSKY, ALEXANDER, & WALTERS, CHRISTOPHER R. 2021. The Causal Interpretation of Two-Stage Least Squares with Multiple Instrumental Variables. *American Economic Review*, 3663–3698.
- MOGSTAD, MAGNE, TORGOVITSKY, ALEXANDER, & WALTERS, CHRISTOPHER R. forthcoming. Policy evaluation with multiple instrumental variables. *Journal of Econometrics*.
- MOUNTJOY, JACK. 2022. Community colleges and upward mobility. *American Economic Review*, **112**(8), 2580–2630.
- MUELLER-SMITH, MICHAEL. 2015. *The Criminal and Labor Market Impacts of Incarceration*. Tech. rept. Working Paper.
- NORRIS, SAMUEL, PECENCO, MATTHEW, & WEAVER, JEFFREY. 2021. The effects of parental and sibling incarceration: Evidence from ohio. *American Economic Review*, **111**(9), 2926–63.
- PERSSON, TORSTEN, & TABELLINI, GUIDO. 2004. Constitutional rules and fiscal policy outcomes. *American Economic Review*, **94**(1), 25–45.
- PINTO, RODRIGO. 2021. Beyond intention to treat: Using the incentives in moving to opportunity to identify neighborhood effects. *NBER Working Paper*.
- ROHLFS, CHRIS. 2006. The government’s valuation of military life-saving in war: A cost minimization approach. *American Economic Review*, **96**(2), 39–44.
- ROSE, EVAN K, & SHEM-TOV, YOTAM. 2021. How does incarceration affect reoffending? estimating the dose-response function. *Journal of Political Economy*, **129**(12), 3302–3356.
- SUN, LIYANG, & ABRAHAM, SARAH. 2021. Estimating dynamic treatment effects in event studies with heterogeneous treatment effects. *Journal of Econometrics*, **225**(2), 175–199.

VYTLACIL, EDWARD. 2002. Independence, monotonicity, and latent index models: An equivalence result. *Econometrica*, **70**(1), 331–341.

A Proofs

In the proofs below we consider the general case with n treatments: $T \in \{0, 1, \dots, n\}$.

Proof. (Proposition 1). We have

$$\begin{aligned}
\text{Cov}(P, Y) &= \mathbb{E}[(P - \mathbb{E}[P])(Y - \mathbb{E}[Y])] \\
&= \mathbb{E}[(P - \mathbb{E}[P])Y] \\
&= \mathbb{E}[\mathbb{E}[(P - \mathbb{E}[P])Y \mid Z, S]] \\
&= \mathbb{E}[(P - \mathbb{E}[P])\mathbb{E}[Y \mid Z, S]] \\
&= \mathbb{E}[(P - \mathbb{E}[P])\mathbb{E}[Y(0) + v_S(Z)\beta \mid Z, S]] \\
&= \mathbb{E}[(P - \mathbb{E}[P])(\mathbb{E}[Y(0) \mid S] + v_S(Z)\mathbb{E}[\beta \mid S])] \\
&= \mathbb{E}[(P - \mathbb{E}[P])v_S(Z)\mathbb{E}[\beta \mid S]] \\
&= \mathbb{E}[\text{Cov}(P, v_S(Z) \mid S)\mathbb{E}[\beta \mid S]]
\end{aligned}$$

The third equality uses the law of iterated expectations. The fourth equality uses that P is a deterministic function of Z . The sixth and the seventh equality invokes Assumption 1.³¹ Thus $\beta^{2SL} = \mathbb{E}[w_S\beta^S]$ where $w_s \equiv \text{Var}(P)^{-1} \text{Cov}(P, v_s(Z))$ and $\beta^s \equiv \mathbb{E}[\beta \mid S = s]$. \square

Proof. (Corollary 1). We have

$$\begin{aligned}
\mathbb{E}[\text{Cov}(P, v_S(Z) \mid S)] &= \text{Cov}(P, \mathbb{E}[v_S(Z) \mid Z]) \\
&= \text{Cov}(P, \mathbb{E}[D \mid Z]) \\
&= \text{Var}(P)
\end{aligned}$$

The first equality uses the distributive property of covariances of sums. The third equality uses that, by a standard property of linear projections, $\text{Cov}(Z, D - P) = 0$. This property implies $\text{Cov}(Z, P) = \text{Cov}(Z, D) = \text{Cov}(Z, \mathbb{E}[D \mid Z])$ ³² which gives

³¹The seventh equality also relies on the law of iterated expectations. In particular

$$\begin{aligned}
\mathbb{E}[(P - \mathbb{E}[P])\mathbb{E}[Y(0) \mid S]] &= \mathbb{E}[\mathbb{E}[(P - \mathbb{E}[P])\mathbb{E}[Y(0) \mid S] \mid S]] \\
&= \mathbb{E}[(\mathbb{E}[P \mid S] - \mathbb{E}[P])\mathbb{E}[Y(0) \mid S]] \\
&= \mathbb{E}[(\mathbb{E}[P] - \mathbb{E}[P])\mathbb{E}[Y(0) \mid S]] \\
&= 0
\end{aligned}$$

³²By the law of iterated expectations

$$\begin{aligned}
\text{Cov}(Z, D) &= \mathbb{E}[ZD] - \mathbb{E}[Z]\mathbb{E}[D] \\
&= \mathbb{E}[\mathbb{E}[ZD \mid Z]] - \mathbb{E}[Z]\mathbb{E}[\mathbb{E}[D \mid Z]] \\
&= \mathbb{E}[Z\mathbb{E}[D \mid Z]] - \mathbb{E}[Z]\mathbb{E}[\mathbb{E}[D \mid Z]] \\
&= \text{Cov}(Z, \mathbb{E}[D \mid Z])
\end{aligned}$$

$\text{Cov}(P, E[D | Z]) = \text{Cov}(P, P) = \text{Var}(P)$ since P is a linear function of Z . Thus $E[w_S] = I_2$ where I_2 is the 2×2 identity matrix. \square

Proof. (Corollary 2). The *partial correlation* between P_1 and $s_1(Z)$ given P_2 is the Pearson correlation coefficient between the residuals from regressing P_1 on P_2 and the residuals from regressing $s_1(Z)$ on P_2 . By the Frisch-Waugh-Lovell theorem, this partial correlation has the same sign as the coefficient on P_1 in a regression of $s(Z_1)$ on P . \square

Proof. (Corollary 3). The proof is analogous to the proof of Corollary 2. \square

Proof. (Corollary 4). This result follows immediately from Corollaries 2–3. \square

Proof. (Proposition 2). Assume Assumptions 3 and 4 hold. Since $Z \perp X | S$, we then have $\text{Cov}(P, v_s(Z) | X = 1) = \text{Cov}(P, v_s(Z))$ for each response type s present in the subsample $X = 1$. Furthermore, $\text{Var}(P | X = 1) = \text{Var}(P)$. Thus

$$w_{s|X} \equiv \text{Var}(P | X = 1)^{-1} \text{Cov}(P, v_s(Z) | X = 1) = \text{Var}(P)^{-1} \text{Cov}(P, v_s(Z))$$

is non-negative diagonal. Noting that $\text{Cov}(P, v_s(Z) | X = 1) = \text{Cov}(P, D | X = 1, S = s)$, we then have that

$$\text{Var}(P | X = 1)^{-1} \text{Cov}(P, D | X = 1) = E \left[\text{Var}(P | X = 1)^{-1} \text{Cov}(P, D | X = 1, S) \right]$$

is a non-negative diagonal matrix.³³ \square

To prove Proposition 3, the following lemma is useful.

Lemma 1. *When $n = m$, 2SLS assigns proper weights if and only if for all s , k , and l*

$$\frac{\text{Cov}(Z_k, s_l(Z))}{\text{Cov}(Z_k, D_l)} = \frac{\text{Cov}(Z_l, s_l(Z))}{\text{Cov}(Z_l, D_l)} \geq 0$$

Proof. By Proposition 1, the 2SLS assigns proper weights if and only if the matrix $w_s = \text{Var}(P)^{-1} \text{Cov}(P, v_s(Z))$ is non-negative diagonal for all s . When $n = m$, we can simplify to

$$w_s = \text{Cov}(Z, D)^{-1} \text{Cov}(Z, v_s(Z)) \Rightarrow \text{Cov}(Z, D) w_s = \text{Cov}(Z, v_s(Z))$$

33

$$\begin{aligned} E[\text{Cov}(P, D | X = 1, S)] &= E[E[PD | X = 1, S]] - E[E[P | X = 1, S] E[D | X = 1, S]] \\ &= E[PD | X = 1] - E[E[P | X = 1] E[D | X = 1, S]] \\ &= E[PD | X = 1] - E[P | X = 1] E[D | X = 1] \\ &= \text{Cov}(P, D | X = 1) \end{aligned}$$

where the second equality uses the law of iterated expectation and that $P \perp S$.

Thus, for all s , k , and l , $\text{Cov}(Z_k, D_l) w_{sl} = \text{Cov}(Z_k, s_l(Z))$ where $w_{sl} \geq 0$ is the l th diagonal element of w_s . \square

Proof. (Proposition 3). Consider a treatment k . Defining $\pi_l \equiv \Pr[V = l]$, we have

$$\begin{aligned} \text{Cov}(Z_l, s_k(V)) &= (\Pr[s_k(V) = 1 \mid V = l] - \Pr[s_k(V) = 1 \mid V \neq l]) \Pr[V = l] \Pr[V \neq l] \\ &= \left(s_k(l) - \sum_{r \neq l} \frac{\pi_r s_k(r)}{1 - \pi_l} \right) \pi_l (1 - \pi_l) \\ &= \left(s_k(l) - \sum_r \pi_r s_k(r) \right) \pi_l \\ &= (s_k(l) - \mathbb{E}[s_k(V)]) \pi_l \end{aligned}$$

By Lemma 1, for all l and r , we must have that

$$\frac{(s_k(l) - \mathbb{E}[s_k(V)]) \pi_l}{\text{Cov}(Z_l, D_k)} = \frac{(s_k(r) - \mathbb{E}[s_k(V)]) \pi_r}{\text{Cov}(Z_r, D_k)} \geq 0$$

is constant across s . These equations are satisfied for *never- k -takers*—agents with $s_k(l) = 0$ for all l —and *always- k -takers*—agents with $s_k(l) = 1$ for all l . Beyond never- k -takers and always- k -takers, there can only be one response type for treatment indicator k . To see this, assume response types s and s' are neither never- k -takers nor always- k -takers. We then must have $s_k(l) = s_k(r) \Rightarrow \text{Cov}(Z_l, D_k) \pi_r = \text{Cov}(Z_r, D_k) \pi_l \Rightarrow s'_k(l) = s'_k(r)$. Thus, either $s_k(l) = s'_k(l)$ or $s_k(l) = 1 - s'_k(l)$ for all l . The latter case is not possible since $s_k(l) - \mathbb{E}[s_k(V)]$ and $s'_k(l) - \mathbb{E}[s'_k(V)]$ will then have opposite signs. Thus $s_k(l) = s'_k(l)$ for all l . Since, for all treatments k , there must exist at least one response type that is neither an always- k -taker nor a never- k -taker for the rank condition (Assumption 2) to hold and $n = m$, the response type for treatment k must have $s_k(l) = 1$ for exactly one l . This defines a one-to-one mapping $f : \{0, 1, \dots, n\} \rightarrow \{0, 1, \dots, n\}$ such that, for all k , the only non-trivial response type for treatment indicator k is defined by $s_k(v) = 1 \Leftrightarrow f(v) = k$. \square

Proof. (Corollary 5). This result follows directly from Proposition 3. \square

Proof. (Proposition 4). Assume Assumptions 3 and 4 hold. Let f be the mapping defined in Proposition 3. Let a_k denote the share of always- k -takers and b_k the share of k -compliers in the population. Since these are the only possible response types for treatment k , predicted treatments based on the instruments Z^* equals $P = a + bZ^*$ where $a \equiv (a_1, \dots, a_n)'$ and b is a diagonal matrix with diagonal elements b_k . By Proposition 2, the following matrix must be non-negative diagonal:

$$\begin{aligned} \text{Var}(P \mid X = 1)^{-1} \text{Cov}(P, D \mid X = 1) &= \text{Var}(bZ^* \mid X = 1)^{-1} \text{Cov}(bZ^*, D \mid X = 1) \\ &= b^{-1} \text{Var}(Z^* \mid X = 1)^{-1} \text{Cov}(Z^*, D \mid X = 1) \end{aligned}$$

Since b^{-1} is a positive diagonal matrix, $\text{Var}(Z^* \mid X = 1)^{-1} \text{Cov}(Z^*, D \mid X = 1)$ must also be a non-negative diagonal matrix. \square

Proof. (Proposition 5). We first show that indirect utilities of the stated form satisfy the assumptions in Proposition 3 required for 2SLS to assign proper weights. We need to show that (i) a response type never selects k unless she selects it at $V = k$ and (ii) a response type that selects k when $V = l \neq k$ always selects k . To show (i), assume s selects $l \neq k$ when $V = k$. Then $I_{ls}(k) = u_{ls} > I_{ks}(k) = u_{ks} + \mu_{ks}$. Since $\mu_{ks} \geq 0$, we must then have $I_{ls}(v) > I_{ks}(v)$ for all v —response type s never selects k . To show (ii), assume s selects k when $V = l \neq k$. Then $I_{ks}(l) = u_{ks} > 0 = I_{0s}(l)$. Thus $I_{ks}(v) > I_{0s}(v) = 0$ for all v . By the last stated property of the indirect utilities in the proposition, we must then have $I_{rs}(v) < I_{0s}(v) = 0$ for all v and $r \notin \{0, k\}$. Thus k is always selected.

To prove the other direction of the equivalence, assume that 2SLS assigns proper weights. We want to show that choice behavior can be described by indirect utilities of the form given in the proposition. To do this, define indirect utilities $I_{ks}(v) = u_{ks} + \mu_{ks} \mathbf{1}[v = k]$ where

$$(u_{ks}, \mu_{ks}) = \begin{cases} (1, 0) & \text{if } s \text{ always selects } k \\ (-1, 0) & \text{if } s \text{ never selects } k \\ (-1, 2) & \text{if } s \text{ selects } k \text{ if and only if } V = k \end{cases}$$

By Proposition 3, these cases cover all possible response types when 2SLS assigns proper weights. It is straightforward to verify that $s(v) = \arg \max_k I_{ks}(v)$ with these values of u_{ks} and μ_{ks} . Note that no response type is ever indifferent, so $\arg \max_k I_{ks}(v)$ is indeed a singleton. The indirect utilities also satisfy $I_{ks}(v) > I_{0s}(v) \Rightarrow I_{ls}(v) < I_{0s}(v)$ for $l \notin \{0, k\}$: We only have $I_{ks}(v) > 0 = I_{0s}(v)$ when s selects k at $V = v$. In that case l is not selected at $V = v$ and $I_{ls}(v) = -1 < 0 = I_{0s}(v)$. \square

Proof. (Proposition 6). We first show that indirect utilities of the stated form satisfy the assumptions in Proposition 3 required for 2SLS to assign proper weights. Under ordered treatment effects, we have $s_k(v) = \mathbf{1}[s(v) \geq k]$. The required conditions are thus that, for each k , a response type s either always selects k or above, never selects k or above, or selects k or above if and only if $V = k$. These conditions together imply that s either always select the same treatment or selects treatment k if $V = k$ and treatment $k - 1$ if $V \neq k$ for some k .

Assume s selects $k - 1$ when $V = 0$. Thus $u_{k-1,s} > u_{ls}$ for all $l \neq k - 1$. We need to show that (i) s always selects $k - 1$ when $V \neq k$ and (ii) s selects either k or $k - 1$ when $V = k$. To show (i), consider first the case when $V = r < k$. Then $I_{k-1,s}(r) = u_{k-1,s} + \mu_{rs}$ is still the largest indirect utility, so $k - 1$ is still selected. Now, consider the case when $V = r > k$. Then, $I_{k-1,s}(r) = u_{k-1,s} > u_{ks} = I_{ks}(r)$ and

$I_{k-1,s}(r) = u_{k-1,s} > u_{k-2,s} = I_{k-2,s}(r)$. Informally, there is a “peak” at treatment $k-1$. By single-peakedness, $I_{k-1,s}(r)$ must then be the largest indirect utility when $V = r$. Thus s always selects $k-1$ when $V \neq k$. To show (ii), assume that $r \neq k$ is selected when $V = k$. Since $V = k$ only increases the utility of treatment k and above we must have $r \geq k-1$. If $r > k$, then $I_{rs}(k) = u_{rs} + \mu_{ks} > u_{ks} + \mu_{ks} = I_{ks}(k) \Rightarrow u_{rs} > u_{ks}$. But then $I_{rs}(0) > I_{ks}(0)$ and $I_{k-1,s}(0) > I_{ks}(0)$, violating single-peakedness at $V = 0$. Thus, we must have $r = k-1$.

To prove the other direction of the equivalence, assume that 2SLS assigns proper weights. We want to show that choice behavior can be described by indirect utilities of the form given in the proposition. To do this, define indirect utilities $I_{ks}(v) = u_{ks} + \mu_{vs} \mathbf{1}[k \geq v]$ where

$$(u_{ks}, \mu_{ks}) = \begin{cases} (1, 0) & \text{if } s \text{ selects } k \text{ when } V = 0 \\ (-1, 0) & \text{if } s \text{ never selects } k \\ (0, 2) & \text{if } s \text{ selects } k \text{ if } V = k \text{ and } k-1 \text{ otherwise} \end{cases}$$

These cases cover all possible response types when 2SLS assigns proper weights: As argued above, under ordered treatment effects, the conditions in Proposition 3 require that each a response type either always select the same treatment or selects treatment k if $V = k$ and treatment $k-1$ if $V \neq k$ for some k . It is straightforward to verify that $s(v) = \arg \max_k I_{ks}(v)$ with these values of u_{ks} and μ_{ks} . Note that no response type is ever indifferent, so $\arg \max_k I_{ks}(v)$ is indeed a singleton.

We now verify that the indirect utilities given above are always single peaked. First, consider the case when response type s always selects treatment k . Then $I_{ks}(v) = 1$ and $I_{ls}(v) = -1$ for all v and $l \neq k$ and the response type’s preferences have a single peak at k . Second, consider the case when response type s selects k if $V = k$ and $k-1$ otherwise. We have $I_{ks}(k) = 2$, $I_{k-1,s}(k) = 1$, $I_{ls}(k) = 1$ for $l > k$, and $I_{ls}(k) = -1$ for $l < k-1$. Thus preferences have a single peak at treatment k when $V = k$. Moreover, for $l \neq k$ we have $I_{k-1,s}(l) = 1$, $I_{ks}(l) = 0$, and $I_{rs}(l) = -1$ for $r \notin \{k, k-1\}$. Thus preferences have a single peak (at treatment $k-1$) also when $V = l \neq k$. □

Proof. (Proposition 7). This result follows directly from Proposition B.8. □

Proof. (Corollary B.1). This result follows directly from Proposition 3. □

Proof. (Proposition B.1). We have

$$\begin{aligned}
\text{Cov}(\tilde{P}, \tilde{Y}) &= \text{E}[\tilde{P}\tilde{Y}] - \text{E}[\tilde{P}] \text{E}[\tilde{Y}] \\
&= \text{E}[\tilde{P}\tilde{Y}] \\
&= \text{E}[\tilde{P}Y] \\
&= \text{E}[\text{E}[\tilde{P}Y \mid Z, X, S]] \\
&= \text{E}[\tilde{P} \text{E}[Y \mid Z, X, S]] \\
&= \text{E}[\tilde{P} (\text{E}[\alpha \mid X, S] + v_S(Z) \text{E}[\beta \mid X, S])] \\
&= \text{E}[\tilde{P} v_S(Z) \text{E}[\beta \mid X, S]] \\
&= \text{E}[\text{Cov}(\tilde{P}, v_S(Z) \mid X, S) \text{E}[\beta \mid X, S]]
\end{aligned}$$

The second equality uses that $\text{E}[\tilde{P}] = 0$. The third equality uses that

$$\text{E}[\tilde{P}\tilde{Y}] = \text{E}[\tilde{P}Y] - \text{E}[\tilde{P} \text{E}[Y \mid X]]$$

and, using $\text{E}[\tilde{P} \mid X] = 0$ and the law of iterated expectations

$$\begin{aligned}
\text{E}[\tilde{P} \text{E}[Y \mid X]] &= \text{E}[\text{E}[\tilde{P} \text{E}[Y \mid X] \mid X]] \\
&= \text{E}[\text{E}[Y \mid X] \text{E}[\tilde{P} \mid X]] = 0
\end{aligned}$$

The fourth equality applies the law of iterated expectations. The sixth equality uses

$$\begin{aligned}
\text{E}[Y \mid Z, X, S] &= \text{E}[\alpha + D\beta \mid Z, X, S] \\
&= \text{E}[\alpha + v_S(Z)\beta \mid Z, X, S] \\
&= \text{E}[\alpha \mid X, S] + v_S(Z) \text{E}[\beta \mid X, S]
\end{aligned}$$

where the third equality invokes the conditional independence assumption. The seventh equality uses $\text{E}[\tilde{P} \mid X] = 0$ combined with the law of iterated expectations.³⁴ \square

Proof. (Proposition B.2). Assume 2SLS assigns proper weights. Since $Z \perp W \mid S, X$,

³⁴In particular,

$$\begin{aligned}
\text{E}[\tilde{P} \text{E}[\alpha \mid X, S]] &= \text{E}[\text{E}[\tilde{P} \text{E}[\alpha \mid X, S] \mid X, S]] \\
&= \text{E}[\text{E}[\alpha \mid X, S] \text{E}[\tilde{P} \mid X, S]] \\
&= \text{E}[\text{E}[\alpha \mid X, S] \text{E}[\tilde{P} \mid X]] \\
&= 0
\end{aligned}$$

where the third equality uses Assumption B.1.

we have³⁵

$$\text{Cov} \left(\tilde{P}, v_s(Z) \mid W = 1 \right) = \text{Cov} \left(\tilde{P}, v_s(Z) \right)$$

for each response type s present in the subsample $W = 1$. Thus

$$w_{s|W=1} \equiv \text{Var} \left(\tilde{P} \right)^{-1} \text{Cov} \left(\tilde{P}, v_s(Z) \mid W = 1 \right)$$

is a non-negative diagonal matrix. Also, note that

$$\text{Cov} \left(\tilde{P}, v_s(Z) \mid W = 1 \right) = \text{Cov} \left(\tilde{P}, D \mid W = 1, S = s \right)$$

We then have that³⁶

$$\text{Var} \left(\tilde{P} \right)^{-1} \text{Cov} \left(\tilde{P}, D \mid W = 1 \right) = \text{E} \left[\text{Var} \left(\tilde{P} \right)^{-1} \text{Cov} \left(\tilde{P}, D \mid W = 1, S \right) \right]$$

is a non-negative diagonal matrix. The result follows since $\text{Cov} \left(\tilde{P}, D \mid W = 1 \right) = \text{Cov} \left(\tilde{P}, \tilde{D} \mid W = 1 \right)$. \square

35

$$\begin{aligned} \text{Cov} \left(\tilde{P}, v_s(Z) \mid W = 1 \right) &= \text{E} \left[\tilde{P} v_s(Z) \mid W = 1 \right] - \text{E} \left[\tilde{P} \mid W = 1 \right] \text{E} \left[v_s(Z) \mid W = 1 \right] \\ &= \text{E} \left[\tilde{P} v_s(Z) \right] - \text{E} \left[\tilde{P} \right] \text{E} \left[v_s(Z) \right] \end{aligned}$$

where the second equation uses $Z \perp W \mid S, X$ and the law of iterated expectations. E.g.,

$$\begin{aligned} \text{E} \left[\tilde{P} v_s(Z) \mid W = 1 \right] &= \text{E} \left[\text{E} \left[\tilde{P} v_s(Z) \mid W = 1, X, S \right] \right] \\ &= \text{E} \left[\text{E} \left[\tilde{P} v_s(Z) \mid X, S \right] \right] \\ &= \text{E} \left[\tilde{P} v_s(Z) \right] \end{aligned}$$

36

$$\begin{aligned} \text{E} \left[\text{Cov} \left(\tilde{P}, D \mid W = 1, S \right) \right] &= \text{E} \left[\text{E} \left[\tilde{P} D \mid W = 1, S \right] \right] - \text{E} \left[\text{E} \left[\tilde{P} \mid W = 1, S \right] \text{E} \left[D \mid W = 1, S \right] \right] \\ &= \text{E} \left[\tilde{P} D \mid W = 1 \right] - \text{E} \left[\text{E} \left[\tilde{P} \mid W = 1 \right] \text{E} \left[D \mid W = 1, S \right] \right] \\ &= \text{E} \left[\tilde{P} D \mid W = 1 \right] - \text{E} \left[\tilde{P} \mid W = 1 \right] \text{E} \left[\text{E} \left[D \mid W = 1, S \right] \right] \\ &= \text{E} \left[\tilde{P} D \mid W = 1 \right] - \text{E} \left[\tilde{P} \mid W = 1 \right] \text{E} \left[D \mid W = 1 \right] \\ &= \text{Cov} \left(\tilde{P}, D \mid W = 1 \right) \end{aligned}$$

where the second equality uses the law of iterated expectation and

$$\begin{aligned} \text{E} \left[\tilde{P} \mid W = 1, S \right] &= \text{E} \left[\text{E} \left[\tilde{P} \mid W = 1, S, X \right] \right] \\ &= \text{E} \left[\text{E} \left[\tilde{P} \mid W = 1, X \right] \right] \\ &= \text{E} \left[\tilde{P} \mid W = 1 \right] \end{aligned}$$

since $\tilde{P} \perp S \mid X$.

Proof. (Proposition B.3). Fix a treatment k . Following the same steps as in the proof of Proposition 3, we get that for all l , r , and x

$$\frac{(s_k(l) - \mathbb{E}[s_k(Z) | X = x]) \pi_{lx}}{\text{Cov}(\tilde{Z}_l, \tilde{D}_k)} = \frac{(s_k(r) - \mathbb{E}[s_k(Z) | X = x]) \pi_{rx}}{\text{Cov}(\tilde{Z}_r, \tilde{D}_k)} \geq 0$$

where $\pi_{lx} \equiv \Pr[V = l | X = x]$. Thus, by the same argument as in the proof of Proposition 3, conditional on $X = x$, there can only be never- k -takers, always- k -takers, and one other response type for treatment indicator k . It remains to show that this third response type must be the same for all x . To see this, let x and $x' \neq x$ be two values of X and assume the response type s (s'), existing for the subsample $X = x$ ($X = x'$), is neither an always- k -taker nor a never- k -taker. Assume $s_k(l) = 0$. Then

$$\frac{(s_k(l) - \mathbb{E}[s_k(Z) | X = x]) \pi_{lx}}{\text{Cov}(\tilde{Z}_l, \tilde{D}_k)} \geq 0 \Rightarrow \text{Cov}(\tilde{Z}_l, \tilde{D}_k) < 0$$

Thus

$$\frac{(s'_k(l) - \mathbb{E}[s'_k(Z) | X = x']) \pi_{lx'}}{\text{Cov}(\tilde{Z}_l, \tilde{D}_k)} \geq 0 \Rightarrow s'_k(l) - \mathbb{E}[s'_k(Z) | X = x'] < 0 \Rightarrow s'_k(l) = 0$$

Similarly, $s_k(l) = 1 \Rightarrow s'_k(l) = 1$. Thus $s' = s$. \square

Proof. (Proposition B.4). This is a direct application of Proposition 4 on the cell $X = x$. \square

Proof. (Proposition B.5). All the steps in the proof of Proposition 7 can be executed conditional on $X = x$, giving the result. \square

Proof. (Proposition B.6). To see that IA is not sufficient for Assumption 4, consider the following example. In the model of Section 3.1 with unordered treatment effects, assume there are only two response types, s and s' , defined by

$$s(v) = \begin{cases} 0 & v = 0 \\ 1 & v = 1 \\ 2 & v = 2 \end{cases} \quad s'(v) = \begin{cases} 0 & v = 0 \\ 2 & v = 1 \\ 2 & v = 2 \end{cases}$$

In a population composed of s and s' , IA monotonicity is trivially satisfied. But the no-cross effect condition (Assumption 4) is not satisfied. Instrument 2 affects both treatment 1 and treatment 2 violating the conditions in Proposition 3. In particular, response type s' is not among the allowed response types in Corollary 5. To prove ii), consider the case when Assumption 6 holds and $P_1 \perp P_2$. IA monotonicity then requires that the selection of treatment 1 is strictly non-decreasing in P_1 for all agents.

But Assumption 3 is weaker and only requires the selection of treatment 1 to have a non-negative *correlation* with P_1 for all agents. \square

Proof. (Proposition B.7). When Assumption 6 holds, P_k —the best linear prediction of D_k given Z —equals $E[D_k | Z]$, the propensity of crossing threshold k given Z . For each response type s there must then exist a threshold $u_{ks} \in [0, 1]$ such that $P_k \geq u_{ks} \Leftrightarrow s_k(Z) = 1$. By Lemma 1, 2SLS assigns proper weights if and only if

$$\frac{\text{Cov}(P_k, s_l(Z))}{\text{Cov}(P_k, D_l)} = \frac{\text{Cov}(P_l, s_l(Z))}{\text{Cov}(P_l, D_l)} \geq 0$$

for all l and k . Since

$$\text{Cov}(P_k, s_l(Z)) = (E[P_k | P_l \geq u_{ls}] - E[P_k | P_l < u_{ls}]) \Pr[s_l(Z) = 1] \Pr[s_l(Z) = 0]$$

this is equivalent to

$$\frac{E[P_k | P_l \geq u_{ls}] - E[P_k | P_l < u_{ls}]}{\text{Cov}(P_k, D_l)} = \frac{E[P_l | P_l \geq u_{ls}] - E[P_l | P_l < u_{ls}]}{\text{Cov}(P_l, D_l)} \geq 0 \quad (\text{A.1})$$

We want to show that this condition is equivalent to

$$E[P_k | P_l] = \gamma_{kl} - \delta_{kl} P_l \quad (\text{A.2})$$

for constants γ_{kl} and δ_{kl} . First, assume Equation A.2. We then have³⁷

$$E[P_k | P_l \geq u_{ls}] - E[P_k | P_l < u_{ls}] = -\delta_{kl} (E[P_l | P_l \geq u_{ls}] - E[P_l | P_l < u_{ls}])$$

and³⁸

$$\frac{\text{Cov}(P_k, D_l)}{\text{Cov}(P_l, D_l)} = \frac{E[\text{Cov}(P_k, S_l(Z) | S)]}{E[\text{Cov}(P_l, S_l(Z) | S)]} = -\delta_{kl}$$

Thus Equation A.1 holds. To prove the opposite direction of the equivalence, assume Equation A.1 holds. Rearranging Equation A.1 gives

$$E[P_k | P_l \geq u_{ls}] = \gamma - \delta E[P_l | P_l \geq u_{ls}]$$

where $\gamma \equiv E[P_k] + \delta E[P_l]$ and $\delta \equiv -\frac{\text{Cov}(P_k, D_l)}{\text{Cov}(P_l, D_l)}$. Thus, defining $f_{kl}(p_k, p_l)$ as the joint

³⁷Using $E[P_k | P_l \geq u_{ls}] = \gamma_{kl} - \delta_{kl} E[P_l | P_l \geq u_{ls}]$ and $E[P_k | P_l < u_{ls}] = \gamma_{kl} - \delta_{kl} E[P_l | P_l < u_{ls}]$.
³⁸

$$\begin{aligned} \text{Cov}(P_k, s_l(Z)) &= -\delta_{kl} (E[P_l | P_l \geq u_{ls}] - E[P_l | P_l < u_{ls}]) \Pr[s_l(Z) = 1] \Pr[s_l(Z) = 0] \\ &= -\delta_{kl} \text{Cov}(P_l, s_l(Z)) \end{aligned}$$

distribution of P_k and P_l and $f_l(p_l)$ as the distribution of P_l , we get

$$\begin{aligned} \frac{\int_{p_l \leq u_{ls}} p_k f_{kl}(p_k, p_l) dp_k dp_l}{\int_0^{u_{ls}} f_l(p_l) dp_l} &= \gamma + \delta \frac{\int_0^{u_{ls}} p_l f_l(p_l) dp_l}{\int_0^{u_{ls}} f_l(p_l) dp_l} \\ \Leftrightarrow \int_{p_l \leq u_{ls}} p_k f_{kl}(p_k, p_l) dp_k dp_l &= \gamma \int_0^{u_{ls}} f_l(p_l) dp_l + \delta \int_0^{u_{ls}} p_l f_l(p_l) dp_l \end{aligned}$$

Invoking Assumption B.4, we can differentiate this equation with respect to u_{ls} , giving $E[P_k | P_l = u_{ls}] = \gamma - \delta u_{ls}$. Thus, Equation A.2 is satisfied. \square

Proof. (Proposition B.8). This follows directly from the proof of Proposition B.7: Assumption B.4 is used in the proof only to prove that the linearity condition is *necessary*. \square

Proof. (Proposition B.9). First, assume the conditions in the Proposition are true and fix a pair $\{s, k\}$ for which neither $s_k(v) = 0$ for all v nor $s_k(v) = 1$ for all v (s is neither an always- k -taker nor a never- k -taker). We need to show that $s(k) = k$. By Condition 3, we must have $s(0) = 0$. If $s(k) = l$ with $l \neq k$ we must have, by Condition 2 (irrelevance), that $s_l(k) = s_l(0) = 0 \Rightarrow s(k) \neq l$, a contradiction. Thus $s(k) = k$. The reverse direction of the equivalence is straightforward to verify. \square

B Additional Results

B.1 Generalization to More Than Three Treatments

In this section, we show how our results generalize to the case with more than three treatments. Assume there are $n + 1$ treatments: $T \in \mathcal{T} \equiv \{0, 1, \dots, n\}$. Otherwise, the notation remains the same. In particular, the treatment effect of treatment k relative to treatment l is given by $Y(k) - Y(l)$. Using 2SLS, we can seek to estimate n of these treatment effects denoted by the random vector $\beta \equiv (\delta_1, \delta_2, \dots, \delta_n)^T$. For instance, we might be interested in *unordered* treatment effects—the causal effect of each treatment $T > 0$ compared to the *excluded treatment* $T = 0$. In that case, we choose $\delta_t = Y(t) - Y(0)$. Alternatively, we might be interested in estimating *ordered* treatment effects—the casual effect of treatment $T = t$ compared to treatment $T = t - 1$ —in which case we define $\delta_t = Y(t) - Y(t - 1)$.

Once we have determined the treatment effects of interest, we define corresponding treatment indicators $D \equiv \{D_1, \dots, D_n\}$ where $D_t = \mathbf{1}[T \in R_t]$ for a subset $R_t \subset \{0, \dots, n\}$. The subsets R_t are chosen by the researcher to correspond to the treatment effects of interest. In particular, the sets R_t are selected such that $Y = \alpha + D\beta$ where α is a function of $\{Y(0), Y(1), \dots, Y(n)\}$. For instance, if $\delta_t = Y(t) - Y(0)$ we define $D_t = \mathbf{1}[T = t]$ (i.e., $R_t = \{t\}$) such that $Y = Y(0) + D\beta$. Alternatively, if $\delta_t = Y(t) - Y(t - 1)$ we define $D_t = \mathbf{1}[T \geq t]$ (e.g., $R_t = \{t, t + 1, \dots, n\}$). In Figure

B.1, we show these two special cases and a third generic case as directed graphs where an arrow from $T = l$ to $T = k$ indicates that we are interested in estimating the treatment effect $Y(k) - Y(l)$. By using different treatment indicators one can estimate any subset of n treatment effects that connects the treatments in an acyclic graph.³⁹

For a response type $s \in \mathcal{S}$, define by v_s the induced mapping between instruments and treatment indicators: $v_s(z) \equiv (s_1(z), \dots, s_n(z))^T$ for all $z \in \mathcal{Z}$ with $s_t(z) \equiv \mathbf{1}[s(z) \in R_t]$. Proposition 1 generalizes directly to this setting with more than three treatments—the only required modification to the proof is to replace $Y(0)$ with α . Corollaries 2–3 generalize as follows: The weight on β_{sk} in β_k^{2SLS} is non-negative for all s if and only if, for all s , the partial correlation between P_k and $s_k(Z)$ given $(P_1, \dots, P_{k-1}, P_{k+1}, \dots, P_n)^T$ is non-negative. And the weight on β_{sl} in β_k^{2SLS} is zero for all s and $l \neq k$ if and only if, for all s and $l \neq k$, the partial correlation between P_k and $s_l(Z)$ given $(P_1, \dots, P_{k-1}, P_{k+1}, \dots, P_n)^T$ is zero.

B.1.1 The Just-Identified Case

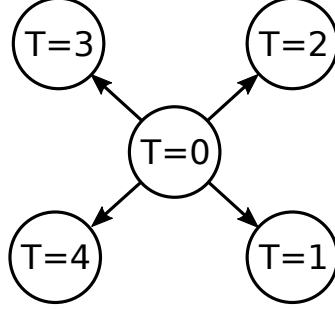
The proof of Proposition 3 is stated in terms of n treatments and the result thus trivially extends to more than three treatments. To interpret Proposition 3 with more than three treatments, introduce the following terminology: For each k , call response type s an *always- k -taker* if $s_k(v) = 1$ for all v , a *never- k -taker* if $s_k(v) = 0$ for all v , and a *k -complier* if $s_k(v) = 1 \Leftrightarrow v = k$. A k -complier thus selects treatment k only when instrument k is turned on.

Corollary B.1. *Under Assumption 5, 2SLS assigns proper weights if and only if, for all $k \neq 0$, all agents are either always- k -takers, never- k -takers, or k -compliers.*

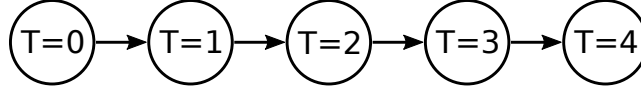
³⁹Formally, when $\delta_t = Y(k) - Y(l)$, one can define $D_t = \mathbf{1}[T \in R_t]$ where R_t is the set of all treatments that are connected to l through k in the graph of treatment effects.

Figure B.1: Treatment Effects Corresponding to Different 2SLS Specifications.

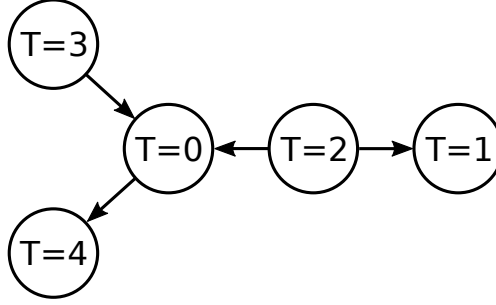
(a) Unordered Treatment Effects.



(b) Ordered Treatment Effects.



(c) Generic Example.



Note: Three possible choices for the set of treatment effects of interest β . An arrow from $T = k$ to $T = l$ means that the researcher is interested in the treatment effect $Y(k) - Y(l)$. In Figure (a), the treatment effects of interest are $\delta_t = Y(t) - Y(0)$. The corresponding treatment indicators are $D_t = \mathbf{1}[T = t]$. In Figure (b), the treatment effects of interest are $\delta_t = Y(t) - Y(t-1)$ and the corresponding treatment indicators are $D_t = \mathbf{1}[T \geq t]$. In Figure (c),

$$\beta = \begin{bmatrix} Y(1) - Y(2) \\ Y(0) - Y(2) \\ Y(0) - Y(3) \\ Y(4) - Y(0) \end{bmatrix} \text{ and } D = \begin{bmatrix} \mathbf{1}[T = 1] \\ \mathbf{1}[T \in \{0, 3, 4\}] \\ \mathbf{1}[T \in \{0, 1, 2, 4\}] \\ \mathbf{1}[T = 4] \end{bmatrix}.$$

In words, only instrument k can influence treatment k . In the case of unordered treatments effects, $D_t = \mathbf{1}[T = t]$, treatment 0 must play a special role: Unless response type s always selects the same treatment, we must have either $s(k) = k$ or $s(k) = 0$, for all k . If instrument k is an inducement to take up treatment k , an agent can thus never select any other treatment $l \notin \{0, k\}$ when induced to take up treatment k , unless the agent always selects treatment l .

B.2 Multivariate 2SLS with Covariates

In this section, we show how our results generalize to 2SLS with multiple treatments and control variables. In particular, assume we have access to a vector of control variables X with finite support such that the instruments Z are exogenous only conditional on X :

Assumption B.1. (*Conditional Exogeneity and Exclusion*). $\{Y(0), \dots, Y(n), S\} \perp Z \mid X$

We will consider the case of running 2SLS while flexibly controlling for X using fully saturated fixed effects.⁴⁰ In particular, define the demeaned variables $\tilde{Y} = Y - E[Y \mid X]$, $\tilde{D} = D - E[D \mid X]$, and $\tilde{Z} = Z - E[Z \mid X]$. The 2SLS estimand, controlling for X -specific fixed effects, is then $\beta^{2SLS} \equiv \text{Var}(\tilde{P})^{-1} \text{Cov}(\tilde{P}, \tilde{Y})$ where $\tilde{P} \equiv \text{Var}(\tilde{Z})^{-1} \text{Cov}(\tilde{Z}, \tilde{D}) \tilde{Z}$ is the linear projection of \tilde{D} on \tilde{Z} . This estimand is equivalent to the one obtained from 2SLS while controlling for indicator variables for each possible value of X in the first and the second stage. We maintain the following assumption.

Assumption B.2. (*Rank*). $\text{Cov}(\tilde{Z}, \tilde{D})$ has full rank.

Proposition 1 then generalizes as follows:

Proposition B.1. Under Assumptions B.1 and B.2, $\beta^{2SLS} = E[w_{S,X} \beta^{S,X}]$ where, for $s \in \mathcal{S}$ and $x \in X$, $w_{s,x} \equiv \text{Var}(\tilde{P})^{-1} \text{Cov}(\tilde{P}, v_s(Z) \mid X = x)$ and $\beta^{s,x} \equiv (\beta_1^{s,x}, \dots, \beta_n^{s,x})^T \equiv E[\beta \mid S = s, X = x]$.

This result is identical to Proposition 1, the only exception being that everything is conditional on X .⁴¹ In particular, Corollary 2 (3) holds if and only if Assumption 3 (4) holds conditional on X . In words, the 2SLS estimate of the effect of treatment k assigns proper weights if and only if, for all agents, there is a non-negative (zero) partial correlation between predicted treatment k and potential treatment k ($l \neq k$) conditional on X . For instance, consider a random judge design where random assignment of cases to judges holds only within courts and we are interested in separately estimating the effect of incarceration and conviction on defendant future outcomes. In that setting, the 2SLS estimate of the effect of incarceration assigns proper weights if and only if the

⁴⁰Blandhol *et al.* (2022) show that 2SLS specifications that are not saturated in the controls might fail to assign proper weights even in the case of a binary treatment.

⁴¹The other difference is that Proposition B.1 uses demeaned predicted treatments. Note, however, that $\text{Cov}(\tilde{P}, v_s(Z) \mid X = x) = \text{Cov}(P, v_s(Z) \mid X = x)$ where $P \equiv \tilde{P} + E[D \mid X]$ are non-demeaned predicted treatments. Thus, since all our results relate to the sign of w_s , it does not matter whether the predicted treatments are demeaned or not.

following holds for each case i among the judges sitting in the court where the case is filed (i.e., conditional on X):⁴²

1. There is a non-negative correlation between incarcerating in case i and the judge's incarceration rate conditional on the judge's conviction rate
2. There is no correlation between convicting in case i and the judge's incarceration rate conditional on the judge's conviction rate

In the case of a binary treatment, Blandhol *et al.* (2022) show that 2SLS with flexible controls assigns proper weights under a *monotonicity-correctness* condition. The requirement that average conditional monotonicity (Assumption 3) needs to hold conditional on each value of X can be seen as a weakening of monotonicity-correctness.⁴³

Proposition 2 generalizes to 2SLS with covariates as follows:

Proposition B.2. *Assume $W \in \{0, 1\}$ with $Z \perp W \mid S, X$. If 2SLS assigns proper weights then $\text{Var}(\tilde{P})^{-1} \text{Cov}(\tilde{P}, \tilde{D} \mid W = 1)$ is a diagonal non-negative matrix.*

This prediction can be tested by running regressions $D_1 = \gamma_{1X} + \eta_{11}P_1 + \eta_{12}P_2 + \varepsilon_1$ and $D_2 = \gamma_{2X} + \eta_{21}P_1 + \eta_{22}P_2 + \varepsilon_2$ for the sub-sample $W = 1$ and testing whether η_{11} and η_{22} are non-negative and whether $\eta_{12} = \eta_{21} = 0$. Here, γ_{1X} and γ_{2X} are X fixed effects. The subsample $W = 1$ could be a function of X . In particular, one can run the test within each X -cell. Propositions 3 and 4 generalizes as follows:

Proposition B.3. *Proposition 3 holds under Assumptions B.1 and B.2 when X is being flexibly controlled for in the 2SLS specification.*

Proposition B.4. *Assume $W \in \{0, 1\}$ with $V \perp W \mid S, X$. If 2SLS assigns proper weights then there is a permutation of the instruments $f : \{0, 1, \dots, n\} \rightarrow \{0, 1, \dots, n\}$ such that*

$$\text{Var}(Z^* \mid W = 1, X = x)^{-1} \text{Cov}(Z^*, D \mid W = 1, X = x)$$

is a diagonal non-negative matrix where $Z^ = (Z_1^*, Z_2^*, \dots, Z_n^*)^T$ with $Z_v^* \equiv \mathbf{1}[V = f(v)]$.*

To execute this test in practice, one could run regressions $D = \gamma_X + \eta_X Z^* + \varepsilon$ on the subsample $W = 1$ and test whether the coefficient η_x is a diagonal non-negative matrix for all x using a joint test. Note that running a specification where the first stage coefficient is not allowed to depend on X is not a valid test.⁴⁴ Finally, Proposition 7 generalizes as follows:

⁴²Using the assigned judge as the instrument, the predicted treatments are the judge's incarceration and conviction rates. In applied work, these rates are typically estimated by leave-one-out estimates to avoid small sample bias.

⁴³Essentially, Assumption 3 only requires monotonicity-correctness to hold on average across instrument values.

⁴⁴One can find examples where such a test rejects even though 2SLS do assign proper weights. Such a test is, however, valid when either the first stage coefficient or $\text{Var}(Z^*)$ do not vary across values of X .

Proposition B.5. *2SLS assigns proper weights in the Section 3.2 model if $E[\tilde{P}_k | \tilde{P}_l, X = x]$ is linear in \tilde{P}_l for all k, l , and x .*

B.3 Relationship to Imbens-Angrist Monotonicity

In this section, we show how the conditions in Section 2.2 relate to the classical Imbens & Angrist (1994) monotonicity condition. We focus on the following natural generalization of this monotonicity condition to the case of multiple treatments:⁴⁵

Assumption B.3. (*IA Monotonicity.*) *Monotonicity is satisfied if for each treatment k and instrument values z and z' either $D_k(z) \geq D_k(z')$ for all i or $D_k(z) \leq D_k(z')$ for all i .*

This assumption, while demanding (Mogstad *et al.*, 2021), is commonly invoked in the IV literature. It turns out that IA monotonicity is neither sufficient nor necessary for 2SLS to assign proper weights under multiple treatments. On the one hand, IA monotonicity is not sufficient to ensure proper weights since it does not rule out cross effects (Assumption 4). On the other hand, IA monotonicity is not *necessary* for 2SLS to assign proper weights since Assumption 3 only requires potential treatment k to be non-decreasing, *on average*, in predicted treatment k .⁴⁶ Thus, to summarize

Proposition B.6. i) *IA monotonicity does not imply Assumption 4.*

ii) *Assumptions 3 and 4 do not imply IA monotonicity.*

But we can ask under which additional conditions IA monotonicity is sufficient to ensure that Assumptions 3 and 4 hold. To answer this question, consider the ideal case when Assumption 6 holds—the first stage equation is correctly specified. Under Assumption 6, IA monotonicity is equivalent to each agent selecting treatment k if predicted treatment k is above a certain threshold. Thus, for each response type s in the population there exists a value $u \in [0, 1]$ such that $P_k \geq u \Leftrightarrow s_k(Z) = 1$. It turns out that, even in this ideal case, IA monotonicity is not sufficient to ensure that Assumptions 3 and 4 hold—an additional linearity assumption is needed. In particular, if all possible thresholds are in use, multivariate 2SLS assigns proper weights under IA monotonicity and Assumption 6 if and only if the predicted treatments are linearly related:

Assumption B.4. (*All Thresholds in Use.*) *For each k and threshold $u \in [0, 1]$ there exists a response type s in the population with $P_k \geq u \Leftrightarrow s_k(Z) = 1$.*

⁴⁵Informally, IA monotonicity is satisfied when Imbens & Angrist (1994) monotonicity holds for each binary treatment indicator.

⁴⁶IA monotonicity requires potential treatment to be *strictly* non-decreasing in the probability of receiving treatment k conditional on the instruments. In the just-identified case with n treatments and n mutually exclusive binary instruments, however, IA monotonicity must hold under Assumptions 3 and 4.

Proposition B.7. *Under Assumptions B.3, B.4, and 6, 2SLS assigns proper weights if and only if for all k and l $E[P_k | P_l] = \delta_{kl}(1 - P_l)$ for constants δ_{kl} .*

To see why the predicted treatments need to be linearly related, consider the following example. Assume there are three treatments and that the relationship between P_2 and P_1 is given by $E[P_2 | P_1] = P_1 - P_1^2$. The probability of receiving treatment 2 is highest when the probability of receiving treatment 1 is 50% and equal to zero when the probability of receiving treatment 1 is either zero or one. Since we only control linearly for P_1 in 2SLS, changes in P_2 will then push agents into or out of treatment 1, violating the no cross effects condition.

The required linearity condition is easy to test and ensures that 2SLS assigns proper weights also when Assumption B.4 does not hold:

Proposition B.8. *If Assumptions B.3 and 6 hold and $E[P_k | P_l] = \gamma_{kl} - \delta_{kl}P_l$ for all k and l and constants γ_{kl} and δ_{kl} , then 2SLS assigns proper weights.*

In Section 3.2, we apply Proposition B.8 to the case when treatment is characterized by a latent index crossing multiple thresholds.

B.4 Knowledge of Next-Best Alternatives

Kirkeboen *et al.* (2016) and a following literature exploit data where agents’ next-best alternative—their treatment choice when $V = 0$ —is plausibly observed. In such settings, 2SLS can identify meaningful treatment effects under much weaker conditions than those of Corollary B.1. We show how our results relate to the Kirkeboen *et al.* (2016) approach in this section. Their approach is to first identify all agents with treatment k as their next-best alternative and then run 2SLS on this subsample using treatment k as the excluded treatment. By varying k one can obtain causal estimates of *all* relative treatments effects as opposed to only treatment effects relative to *one* excluded treatment. Kirkeboen *et al.* (2016) show that 2SLS assigns proper weights in this setting under two relatively mild conditions: *monotonicity* and *irrelevance*.⁴⁷

In our notation, their monotonicity condition is $s_k(k) \geq s_k(0)$ for all s and k and their irrelevance condition is $s_k(k) = s_k(0) \Rightarrow s_l(k) = s_l(0)$ for all s , k and l . In words, irrelevance requires that if instrument k does not induce an agent into treatment k , it can not induce her into treatment $l \neq k$ either. To see how our results relate to the Kirkeboen *et al.* (2016) approach, assume we run 2SLS on the subsample of all agents we believe have treatment 0 as their next-best alternative using treatment 0 as the excluded treatment.⁴⁸ It turns out that the conditions of Kirkeboen *et al.* (2016)

⁴⁷Heinesen *et al.* (2022) study the properties of 2SLS when irrelevance or the “next-best” assumption is violated and discuss how these conditions can be tested.

⁴⁸The corresponding result for subsamples of agents selecting treatment $k \neq 0$ is analog.

are almost equivalent to the conditions in Corollary B.1 holding in the subsample, with the only exception that our conditions allow for the presence of always-takers.⁴⁹

Proposition B.9. *Maintain Assumption 5 and assume $D_t = \mathbf{1}[T = t]$. The conditions in Corollary B.1 are then equivalent to the following conditions holding for all response types s in the population:*

1. $s_k(k) \geq s_k(0)$ for all k (Monotonicity)
2. $s_k(k) = s_k(0) \Rightarrow s_l(k) = s_l(0)$ for all k and l (Irrelevance)
3. Either $s(0) = 0$ or there is a k such that $s(v) = k$ for all v (Next-best alternative or always-taker).

In words, 2SLS applied on a subsample assigns proper weights if and only if monotonicity and irrelevance holds and the subsample is indeed composed only of (i) agents with the excluded treatment as their next-best alternative and (ii) always-takers. The conditions of Kirkeboen *et al.* (2016) are thus not only sufficient for 2SLS to assign proper weights, but also close to *necessary*—they only way they can be relaxed is by allowing for always-takers. Thus, knowing next-best alternatives is essentially *necessary* for 2SLS to assign proper weights in just-identified models with unordered treatment effects. In other words, when interpreting estimates from a just-identified 2SLS model with multiple treatments as a positively weighted sum of individual treatment effects one implicitly assumes knowledge about agents’ next-best alternatives.

⁴⁹The approach of Kirkeboen *et al.* (2016) is to run 2SLS on the subsample of agents having the same treatment as their next-best alternative. Trivially, however, there is no problem if some agents with another next-best alternative are included in the sample, as long as they always select this alternative—always-takers do not affect 2SLS estimates.