

2SLS with Multiple Treatments

Manudeep Bhuller*

Henrik Sigstad†

First Version: May 16, 2022

This Version: March 19, 2024

Abstract: We study what two-stage least squares (2SLS) identifies in models with multiple treatments under treatment effect heterogeneity. Two conditions are shown to be necessary and sufficient for the 2SLS to identify positively weighted sums of agent-specific effects of each treatment: *average conditional monotonicity* and *no cross effects*. Our identification analysis allows for any number of treatments, any number of continuous or discrete instruments, and the inclusion of covariates. We provide testable implications and present characterizations of choice behavior implied by our identification conditions.

Keywords: multiple treatments, monotonicity, instrumental variables, two-stage least squares

JEL codes: C36

Acknowledgments: We thank Gaurab Aryal, Brigham Frandsen, Magne Mogstad, Elie Tamer, the associate editor, and four anonymous referees for useful comments.

*University of Oslo; CEPR; CESifo; and IZA. E-mail: manudeep.bhuller@econ.uio.no

†BI, Norwegian Business School. E-mail: henrik.sigstad@bi.no

1 Introduction

In many settings—e.g., education, career choices, and migration decisions—estimating the causal effects of a series of different treatments is valuable. For instance, in the context of criminal justice, one might be interested in separately estimating the effects of conviction and incarceration on defendant outcomes. Identifying treatment effects in settings with multiple treatments using instruments has, however, proven challenging (Heckman *et al.*, 2008). A common approach in the applied literature is to estimate a “multivariate” two-stage least squares (2SLS) regression with indicators for receiving various treatments as multiple endogenous variables and at least as many instruments.¹ While such an approach is valid under homogenous treatment effects, it does not generally identify meaningful treatment effects under treatment effect heterogeneity.

To fix ideas about the identification problem, consider a case with three mutually exclusive treatments— $T \in \{0, 1, 2\}$ —and a vector of valid instruments Z . Let β_{1i} and β_{2i} be the causal effects of receiving treatments 1 and 2 relative to receiving treatment 0 for agent i on an outcome variable. Then, the 2SLS estimand of the causal effect of receiving treatment 1 is, in general, a weighted sum of β_{1i} and β_{2i} across agents, where the weights can be negative. Thus, the estimated effect of treatment 1 can both put *negative* weight on the effect of treatment 1 for some agents *and* be contaminated by the effect of treatment 2. In severe cases, the estimated effect of treatment 1 can be negative even though $\beta_{1i} > 0$ for all agents. The existing literature has, however, not clarified which conditions are necessary for the 2SLS estimand of the effect of treatment 1 to *assign proper weights*—non-negative weight on β_{1i} and zero weight on β_{2i} .

In this paper, we present two necessary and sufficient conditions—besides the standard rank, exclusion, and exogeneity assumptions—for multivariate 2SLS to assign proper weights: *average conditional monotonicity* and *no cross effects*. Our results apply in the general case with n treatments and $m \geq n$ continuous or discrete instruments. We also provide results for settings where exogeneity holds only conditional on covariates—a common feature in applied work that complicates the analysis of 2SLS already in the binary treatment case (Słoczyński, 2020; Blandhol *et al.*, 2022). Finally, our results allow the researcher to specify any set of relative treatment effects, not just effects relative to an excluded treatment (treatment 0).

For expositional ease, we continue with the three-treatment example. When does the 2SLS estimand of receiving treatment 1 put non-negative weight on β_{1i} and zero weight on β_{2i} ? To develop intuition about the required conditions, assume we run 2SLS with the following two instruments: the linear projection of an indicator for receiving

¹Examples of studies estimating models with multiple treatments using 2SLS—either as the main specification or as an extension of a baseline specification with a binary treatment—include Persson & Tabellini (2004); Acemoglu & Johnson (2005); Rohlfs (2006); Angrist (2006); Angrist *et al.* (2009); Autor *et al.* (2015); Mueller-Smith (2015); Kline & Walters (2016); Jaeger *et al.* (2018); Bombardini & Li (2020); Bhuller *et al.* (2020); Norris *et al.* (2021); Angrist *et al.* (2022); Humphries *et al.* (2023).

treatment 1 on the instrument vector Z , which we refer to as “instrument 1”, and the linear projection of an indicator for receiving treatment 2 on the instrument vector Z , i.e., “instrument 2”. Using instruments 1 and 2—the predicted treatments from the 2SLS first stage—as instruments is numerically equivalent to using the full vector Z as instruments. The first condition—average conditional monotonicity—requires that, conditional on instrument 2, instrument 1 does not, on average, induce agent i out of treatment 1.² The second condition—no cross effects—requires that, conditional on instrument 1, instrument 2 does not, on average, induce agent i into or out of treatment 1. The latter condition is necessary to ensure zero weight on β_{2i} and is particular to the case with multiple treatments. We show that this condition is equivalent to assuming homogeneity in agents’ relative responses to the instruments: How instrument 1 affects treatment 2 compared to how instrument 2 affects treatment 2 can not differ between agents.

We derive a set of testable implications of our conditions. First, we show that when outcome variable transformations interacted with a treatment 1 indicator are regressed on the instruments, the coefficient on instrument 1 should be non-negative and the coefficient on instrument 2 should be zero. Second, we show that the same must hold when regressing an indicator for treatment 1 on the instruments in subsamples that are constructed using *pre-determined* covariates. Using data from [Bhuller et al. \(2020\)](#), we show how these tests can be implemented in practice.

Building upon our general identification results, we consider a prominent special case: 2SLS with n mutually exclusive treatments and $n - 1$ mutually exclusive binary instruments. This case is a natural generalization of the canonical case with a binary treatment and a binary instrument to multiple treatments. A typical application is a randomized controlled trial where each agent is randomly assigned to one of n treatments, but compliance is imperfect. In this setting, our two conditions require that each instrument affects exactly one treatment indicator. In particular, there must be a labeling of the instruments such that instrument k moves agents only from the excluded treatment 0 into treatment k . This result gives rise to additional testable implications of our conditions in models with one binary instrument per treatment indicator.

The requirement that each instrument affects exactly one choice margin restricts choice behavior in a particular way. In particular, 2SLS assigns proper weights only when choice behavior can be described by a selection model where the excluded treatment is always the preferred alternative or the next-best alternative. It is thus not sufficient that each instrument influences the utility of only one choice alternative. For instance, an instrument that affects only the utility of receiving treatment 1 could still affect the take-up of treatment 2 by inducing agents who would otherwise have selected treatment

²This condition generalizes [Frandsen et al. \(2023\)](#)’s average monotonicity condition to multiple treatments and is substantially weaker than the Imbens-Angrist monotonicity condition ([Imbens & Angrist, 1994](#)).

2 to select treatment 1. Such cross effects are avoided if the excluded treatment is always at least the next-best alternative. To apply 2SLS in this case, the researcher must argue why the excluded treatment is always the best or the next-best alternative. Our results essentially imply that unless researchers can infer next-best alternatives—as in Kirkeboen *et al.* (2016) and the following literature—2SLS in models with one binary instrument per treatment indicator does not identify a meaningful causal effect under arbitrary heterogeneous effects.

Until now, we have considered *unordered* treatment effects—treatment effects relative to an excluded treatment. Our results, however, also apply to any other relative treatment effects a researcher might seek to estimate through 2SLS. An important case is *ordered treatment effects*—the effect of treatment k relative to treatment $k-1$.³ In the ordered case, 2SLS with one binary instrument per treatment indicator assigns proper weights if and only if there exists a labeling of the instruments such that instrument k moves agents only from treatment $k-1$ to treatment k . This condition also imposes a particular restriction on agents’ choice behavior: we show that 2SLS assigns proper weights in such ordered choice models only when agents’ preferences can be described as single-peaked over the treatments. When treatments have a natural ordering—such as years of schooling—the researcher might be able to make a strong theoretical case in favor of such preferences.

We finally present another special case of ordered choice where our conditions are satisfied: a classical threshold-crossing model applicable when treatment assignment depends on a single index crossing multiple thresholds. For instance, treatments can be grades and the latent index the quality of the student’s work, or treatments might be years of prison and the latent index the severity of the committed crime. Suppose the researcher has access to exogenous shocks to these thresholds, for instance through random assignment to judges or graders that agree on ranking but use different cutoffs. Then 2SLS assigns proper weights provided that there is a linear relationship between the predicted treatments—an easily testable condition.⁴

Our paper contributes to a growing literature on the use of instruments to identify causal effects in settings with multiple treatments (Heckman *et al.*, 2008; Kline & Walters, 2016; Kirkeboen *et al.*, 2016; Heckman & Pinto, 2018; Lee & Salanié, 2018; Galindo, 2020; Pinto, 2021) or multiple instruments (Mogstad *et al.*, 2021; Goff, 2020; Mogstad *et al.*, forthcoming). Our main contribution is to provide the exact conditions under which 2SLS with multiple treatments assigns proper weights under arbitrary treatment

³Angrist & Imbens (1995) showed the conditions under which 2SLS with the *multivalued treatment indicator* T as the endogenous variable identifies a convex combination of the effect of treatment 2 relative to treatment 1 and the effect of treatment 1 relative to treatment 0. In contrast, we seek to determine the conditions under which 2SLS with two binary treatment indicators— $D_1 = \mathbf{1}[T \geq 1]$ and $D_2 = \mathbf{1}[T = 2]$ —*separately* identifies the effect of each of the two treatment margins.

⁴More precisely, the conditional expectation of predicted treatment k must be a linear function of predicted treatment $l \neq k$.

effect heterogeneity. We allow for any number of treatments, any number of continuous or discrete instruments, any definition of treatment indicators, and covariates. Moreover, we show how the conditions can be refuted. By comparison, the existing literature provides only sufficient conditions in the case with three treatments, three instrument values, and no controls (Behaghel *et al.*, 2013; Kirkeboen *et al.*, 2016).

In the case with one binary instrument per treatment indicator, we show that the *extended monotonicity* condition provided by Behaghel *et al.* (2013) is not only sufficient but also *necessary* for 2SLS to assign proper weights, after a possible permutation of the instruments. This non-trivial result gives rise to a new testable implication: For 2SLS to assign proper weights in such models, each instrument can only affect one treatment. Furthermore, we show that knowledge of agents’ next-best alternatives—as in Kirkeboen *et al.* (2016)—is implicitly assumed whenever estimates from just-identified 2SLS models with multiple treatments are interpreted as a positively weighted sum of individual treatment effects. We thus show that the assumption that next-best alternatives are observed or can be inferred is not only sufficient but also essentially *necessary* for 2SLS to identify a meaningful causal parameter.⁵ We also provide new identification results for ordered treatments. First, we show when 2SLS with multiple ordered treatments identifies separate treatment effects in a standard threshold-crossing model considered in the ordered choice literature (e.g., Carneiro *et al.* 2003; Cunha *et al.* 2007; Heckman & Vytlacil 2007). While Heckman & Vytlacil (2007) show that local IV identifies ordered treatment effects in such a model, we show that 2SLS can also identify the effect of each treatment transition under an easily testable linearity condition. We also show how the result of Behaghel *et al.* (2013) extends to ordered treatment effects. Finally, we show that for 2SLS to assign proper weights in versions of the Behaghel *et al.* (2013) model with ordered treatment effects, it must be possible to describe agents’ preferences as single-peaked over the treatments.

In contrast to Heckman & Pinto (2018), who provide general identification results in a setting with multiple treatments and discrete instruments, we focus specifically on the properties of 2SLS—a standard and well-known estimator common in the applied literature. Other contributions to the literature on the use of instrumental variables to separately identify multiple treatments (Lee & Salanié, 2018; Galindo, 2020; Lee & Salanié, 2023; Mountjoy, 2022; Pinto, 2021) focus on developing new approaches to identification. We do not necessarily recommend 2SLS over these alternative methods. For instance, the method of Heckman & Pinto (2018) identifies causal effects under strictly weaker assumptions than those required for 2SLS to assign proper weights in models with two binary treatment indicators and three treatments (see Section 4.2). Also, as argued by Heckman & Vytlacil (2007), the weighted average of treatment effects produced by 2SLS in overidentified models is not necessarily an interesting parameter,

⁵The only exception being that next-best alternatives need not be observed for always-takers.

even when the weights are non-negative. The alternatives to 2SLS, discussed in Section 4.2, arguably all target more policy-relevant treatment effects. But given the popularity of 2SLS among practitioners, we still see a need to clarify the exact conditions under which this is a valid approach—contributing to a recent body of research assessing the robustness of standard estimators to heterogeneous effects (*e.g.*, de Chaisemartin & d’Haultfoeuille 2020, 2023; Callaway & Sant’Anna 2021; Goodman-Bacon 2021; Sun & Abraham 2021; Borusyak *et al.* 2021; Goldsmith-Pinkham *et al.* 2022).

In Section 2, we develop the exact conditions for the multivariate 2SLS to assign proper weights to agent-specific causal effects and present testable implications. In Section 3, we consider two special cases. Section 4 discusses implications when the conditions fail and alternatives to 2SLS. Section 5 provides an illustration of our conditions for the random judge IV design and tests these conditions using data from Bhuller *et al.* (2020). We conclude in Section 6. Proofs and additional results are in the Appendix.

2 Multivariate 2SLS with Heterogeneous Effects

In this section, we develop sufficient and necessary conditions for the multivariate 2SLS to identify a positively weighted sum of individual treatment effects under heterogeneous effects and present testable implications of these conditions.

2.1 Definitions

Fix a probability space where an outcome corresponds to a randomly drawn *agent* i .⁶ Define the following random variables: A multi-valued treatment $T \in \mathcal{T} \equiv \{0, 1, 2\}$, an outcome $Y \in \mathbb{R}$, and a vector-valued instrument $Z \in \mathcal{Z} \subseteq \mathbb{R}^m$ with $m \geq 2$.⁷ For expositional ease, we focus on the case with three treatments and no control variables. In Section B.2, we show that all our results generalize to an arbitrary number of treatments, and in Section B.3, we show how our results extend to the case with control variables.

Define \mathcal{S} as all possible mappings $f : \mathcal{Z} \rightarrow \mathcal{T}$ from instrument values to treatments—all possible ways the instrument can affect treatment. Following Heckman & Pinto (2018), we refer to the elements of \mathcal{S} as *response types*. The random variable $S \in \mathcal{S}$ describes agents’ *potential treatment choices*: If agent i has $S = s$, then $s(z)$ for $z \in \mathcal{Z}$ indicates the treatment selected by agent i if Z is set to z . The response type of an agent describes how the agent’s choice of treatment reacts to changes in the instrument. For example, in the case with a binary treatment and a binary instrument, the possible response types are *never-takers* ($s(0) = s(1) = 0$), *always-takers* ($s(0) = s(1) = 1$),

⁶All random variables thus correspond to a randomly drawn agent. We omit i subscripts.

⁷We focus on *mutually exclusive* treatments. Treatments that are not mutually exclusive can always be made into mutually exclusive treatments. For instance, two not mutually exclusive treatments and an excluded treatment can be thought of as four mutually exclusive treatments: Receiving the excluded treatment, receiving only treatment 1, receiving only treatment 2, and receiving both treatments.

compliers ($s(0) = 0, s(1) = 1$), and *defiers* ($s(0) = 1, s(1) = 0$). Similarly, define $Y(k)$ for $k \in \mathcal{T}$ as the agent's *potential outcome* when T is set to k .

Using 2SLS, a researcher can aim to estimate two out of three relative treatment effects. We focus on two special cases: the *unordered* and *ordered* case. In the unordered case, the researcher seeks to estimate the effects of treatment 1 and 2 relative to treatment 0 by estimating 2SLS with treatment indicators $D_1^{\text{unordered}} \equiv \mathbf{1}[T = 1]$ and $D_2^{\text{unordered}} \equiv \mathbf{1}[T = 2]$.⁸ In that case, the treatment effects of interest are represented by the random vector $\beta^{\text{unordered}} \equiv (Y(1) - Y(0), Y(2) - Y(0))^T$. In the ordered case, the researcher is interested in $\beta^{\text{ordered}} \equiv (Y(1) - Y(0), Y(2) - Y(1))^T$ and uses treatment indicators $D_1^{\text{ordered}} \equiv \mathbf{1}[T \geq 1]$ and $D_2^{\text{ordered}} \equiv \mathbf{1}[T = 2]$. In general terms, we let $\beta \equiv (\beta_1, \beta_2)^T$ denote the treatment effects of interest and $D \equiv (D_1, D_2)^T$ the corresponding treatment indicators. Unless otherwise specified, our results hold for any definition of β . But to ease exposition we focus on the unordered case when interpreting our results. We maintain the following standard IV assumptions throughout:

Assumption 1. (*Exogeneity and Exclusion*). $\{Y(0), Y(1), Y(2), S\} \perp Z$

Assumption 2. (*Rank*). $\text{Cov}(Z, D)$ has full rank.

For a response type $s \in \mathcal{S}$, let s_1 and s_2 be the induced mapping between instruments and treatment indicators. For instance, $s_k(z) \equiv \mathbf{1}[s(z) = k]$ if we use unordered treatment indicators, and $s_k(z) \equiv \mathbf{1}[s(z) \geq k]$ if we use ordered treatment indicators. Define the 2SLS estimand $\beta^{2\text{SLS}} = (\beta_1^{2\text{SLS}}, \beta_2^{2\text{SLS}})^T$ by

$$\beta^{2\text{SLS}} \equiv \text{Var}(P)^{-1} \text{Cov}(P, Y)$$

where P is the linear projection of D on Z

$$P = (P_1, P_2)^T \equiv \text{E}[D] + \text{Var}(Z)^{-1} \text{Cov}(Z, D)(Z - \text{E}[Z]).$$

We refer to P as the *predicted treatments*—the best linear prediction of the treatment indicators given the value of the instruments. Similarly, we refer to P_k for $k \in \{1, 2\}$ as *predicted treatment k* . Since 2SLS using predicted treatments as instruments is numerically equivalent to using the original instruments, we can think of P as our instruments. In particular, P is a linear transformation of the original instruments Z such that we get one instrument corresponding to each treatment indicator. We will occasionally refer to P_1 and P_2 as “instrument 1” and “instrument 2”. Let $\tilde{P}_1 \equiv P_1 - \frac{\text{Cov}(P_1, P_2)}{\text{Var}(P_2)} P_2$ be the residualized instrument 1 after netting out any linear association with instrument 2.

⁸The more general case—where the researcher seeks to estimate *all* relative treatment effects—could be analyzed by varying which treatment is considered to be the excluded treatment. In that case, the researcher should discuss and test the conditions in Section 2 for each choice of excluded treatment. Often, however, the researcher will only be interested in *some* relative treatment effects.

2.2 Identification Results

What does multivariate 2SLS identify under Assumptions 1 and 2 when treatment effects are heterogeneous across agents? The following proposition expresses the 2SLS estimand as a weighted sum of average treatment effects across response types:⁹

Proposition 1. *Under Assumptions 1 and 2*

$$\beta_1^{2SLS} = \mathbb{E} [w_1^S \beta_1^S + w_2^S \beta_2^S]$$

where, for a realization $s \in \mathcal{S}$ of S and $k \in \{1, 2\}$

$$w_k^s \equiv \frac{\text{Cov}(\tilde{P}_1, s_k(Z))}{\text{Var}(\tilde{P}_1)}; \quad \beta_k^s \equiv \mathbb{E}[\beta_k \mid S = s].$$

In the case of a binary treatment and a binary instrument, β^{2SLS} is a weighted sum of average treatment effects for compliers and defiers. Proposition 1 is a generalization of this result to the case with three treatments and m instruments. In this case, β_1^{2SLS} is a weighted sum of the average treatment effects of all response types present in the population. The parameter β_k^s describes the average effects of treatment k for agents of response type s . The weight w_k^s indicates how the average effects of treatment k of agents with response type s contribute to the estimated effect of treatment 1. Without further restrictions, these weights could be both positive and negative. Thus, in general, both treatment effects for response type s might contribute, either positively or negatively, to the estimated effect of treatment 1.

In the canonical case of a binary treatment and a binary instrument, identification is ensured when there are no defiers. Proposition 1 generates similar restrictions on the possible response types in the case of multiple treatments. To become familiar with our notation and the implications of Proposition 1, consider the following example.

Example 1. Consider the case of three treatments and two mutually exclusive binary instruments: $(Z_1, Z_2) \in \{(0, 0), (1, 0), (0, 1)\}$. Assume we are interested in unordered treatment effects, $\beta^{\text{unordered}} = (Y(1) - Y(0), Y(2) - Y(0))^T$, with corresponding treatment indicators $D_1 = \mathbf{1}[T = 1]$ and $D_2 = \mathbf{1}[T = 2]$. One possible response type in this case is defined by

$$s(z) = \begin{cases} 2 & \text{if } z = (0, 0) \\ 1 & \text{if } z = (1, 0) \\ 2 & \text{if } z = (0, 1) \end{cases}.$$

Response type s thus selects treatment 2 unless Z_1 is turned on. When $Z_1 = 1$, s selects treatment 1. Assume the best linear predictors of the treatments indicators are

⁹By symmetry, an analogous expression can be derived for β_2^{2SLS} .

$P_1 = 0.1 + 0.4Z_1$ and $P_2 = 0.2 + 0.5Z_2$ and that all instrument values are equally likely. By Proposition 1, this response type's contribution to β_1^{2SLS} would be $w_1^s \beta_1^s + w_2^s \beta_2^s = 2\beta_1^s - 2\beta_2^s$.¹⁰ The average effect of treatment 2 for response type s thus contributes negatively to the estimated effect of treatment 1. The presence of this response type in the population would be problematic. The response type

$$s(z) = \begin{cases} 0 & \text{if } z = (0, 0) \\ 1 & \text{if } z = (1, 0) \\ 0 & \text{if } z = (0, 1) \end{cases}$$

on the other hand, has weights $w_1^s = 2$ and $w_2^s = 0$. This response type's effect of treatment 2 does not contribute to the estimated effect of treatment 1. Two-stage least squares assigns proper weights on this response type's average treatment effects.¹¹ \square

Under homogeneous effects, or homogenous responses to the instruments, the weight 2SLS assigns on the treatment effects of a particular response type is not a cause of concern. By the following corollary of Proposition 1, the “cross” weights w_2^s are zero on average and the “own” weights w_1^s are, on average, positive:

Corollary 1. *Under Assumptions 1 and 2, the 2SLS estimand β_1^{2SLS} is a weighted sum of β_1^s and β_2^s where the weights on the first sum to one and the weights on the latter sum to zero.*

Thus, if $\beta_1^s = \beta_1$ and $\beta_2^s = \beta_2$ for all $s \in \mathcal{S}$, we get $\beta_1^{2SLS} = E[w_1^s \beta_1 + w_2^s \beta_2] = \beta_1$. Also, if the population consists of only one response type s , we get $\beta_1^{2SLS} = \beta_1^s$.¹² But under heterogeneous effects *and* heterogeneous responses to the instruments, the estimated effect of treatment 1 might be contaminated by the effect of treatment 2. This makes interpreting 2SLS estimates hard. Ideally, we would like w_1^s to be non-negative, and w_2^s to be zero for all s . Only in that case can we interpret the 2SLS estimate of the effect of treatment 1 as a positively weighted average of the effect of treatment 1 under heterogeneous effects. Throughout the rest of the paper, we say that the 2SLS estimand of the effect of treatment 1 assigns proper weights if the following holds:

Definition 1. The 2SLS estimand of the effect of treatment 1 assigns *proper weights* if for each $s \in \text{supp}(S)$, the 2SLS estimand β_1^{2SLS} places non-negative weight on β_1^s and zero weight on β_2^s .

We say that 2SLS *assigns proper weights* if it assigns proper weights for both treat-

¹⁰We have $\tilde{P}_1 = \frac{1}{4}(1.05 + 2Z_1 + Z_2)$, $s_1(Z) = Z_1$, and $s_2(Z) = 1 - Z_1$, which gives $w_1^s = \text{Cov}(\tilde{P}_1, s_1(Z)) / \text{Var}(\tilde{P}_1) = \frac{1}{12} / \frac{1}{24} = 2$ and $w_2^s = -2$.

¹¹The weights on β_1^s and β_2^s in β_2^{2SLS} are both zero in this example.

¹²One can allow for always-takers and never-takers.

ment effects.¹³ When is the weight w_1^s on β_1^s non-negative for all s ? The formula for the weight w_1^s equals the coefficient in a hypothetical linear regression of $s_1(Z)$ on \tilde{P}_1 across realizations of Z .¹⁴ Thus β_1^{2SLS} puts more weight on β_1^s the more \tilde{P}_1 tends to push response type s into treatment 1. If \tilde{P}_1 tends to push the response type *out* of treatment 1, the weight w_1^s will be negative. The condition that ensures that β_1^{2SLS} assigns non-negative weights on β_1^s for all s can be written succinctly as follows.

Assumption 3. (*Average Conditional Monotonicity*). For all $s \in \mathcal{S}$

$$\mathbb{E}[\tilde{P}_1 \mid s(Z) = 1] \geq \mathbb{E}[\tilde{P}_1 \mid s(Z) \neq 1].$$

Corollary 2. Under Assumptions 1 and 2, the weight on β_1^s in β_1^{2SLS} is non-negative for all s if and only if Assumption 3 holds.

Assumption 3 requires that, after controlling linearly for predicted treatment 2, the average predicted treatment 1 can not be lower at instrument values where a given agent selects treatment 1 than at other instrument values. Intuitively, Assumption 3 requires that, controlling linearly for predicted treatment 2, there is a non-negative correlation between predicted treatment 1 and potential treatment 1 for each agent across values of the instruments. We refer to the condition as *average conditional monotonicity* since it generalizes the average monotonicity condition defined by Frandsen *et al.* (2023) to multiple treatments.¹⁵ In particular, the positive relationship between predicted treatment and potential treatment only needs to hold “on average” across realizations of the instruments. Thus, an agent might be a “defier” for some pairs of instrument values as long as she is a “complier” for sufficiently many other pairs. Informally, we can think of Assumption 3, as requiring the partial effect of P_1 —instrument 1—on treatment 1 to be, on average, non-negative for all agents.

The weight w_2^s on β_2^s in β_1^{2SLS} equals the coefficient in a hypothetical linear regression of $s_2(Z)$ on \tilde{P}_1 . Intuitively, if P_1 has a tendency to push certain agents into or out of treatment 2—even after controlling linearly for P_2 —the estimated effect of treatment 1 will be contaminated by the effect of treatment 2 on these agents. The following condition is necessary and sufficient to avoid such contamination:

¹³The requirement that 2SLS assign proper weights is equivalent to 2SLS being *weakly causal* (Blandhol *et al.* 2022)—providing estimates with the correct sign—under arbitrary heterogeneous effects (see Section B.1). Note that we do not require the estimand to assign *equal weights* to all response types. Such a criterion would essentially rule out the use of 2SLS beyond the case studied in Section 3.1: As noted by Heckman & Vytlacil (2007), 2SLS assigns higher weights to response types that are more influenced by the instruments, producing a weighted average that is not necessarily of policy interest. See Section 4.2 for alternatives to 2SLS that seek to target more policy-relevant parameters.

¹⁴Or, equivalently, the coefficient on P_1 in a hypothetical regression of $s_1(Z)$ on P_1 and P_2 . Such a regression is “hypothetical” since, in practice, we only observe $s_1(Z)$ for one realization of Z .

¹⁵With one treatment, Assumption 3 reduces to $\mathbb{E}[P_1 \mid s(Z) = 1] \geq \mathbb{E}[P_1] \Leftrightarrow \text{Cov}(P_1, s_1(Z)) \geq 0$ which coincides with the average monotonicity condition in Frandsen *et al.* (2023). Under Assumption 4, Assumption 3 is equivalent to the correlation between P_1 and $s_1(Z)$ being non-negative (without having to condition on P_2).

Assumption 4. (*No Cross Effects*). For all $s \in \mathcal{S}$

$$\mathbb{E} \left[\tilde{P}_1 \mid s(Z) = 2 \right] = \mathbb{E} \left[\tilde{P}_1 \mid s(Z) \neq 2 \right].$$

Corollary 3. Under Assumptions 1 and 2, the weight on β_2^s in β_1^{2SLS} is zero for all s if and only if Assumption 4 holds.

Assumption 4 requires that, after controlling linearly for predicted treatment 2, the average predicted treatment 1 can not be different at instrument values where a given agent selects treatment 2 than at other instrument values. In other words, after linearly controlling for predicted treatment 2, there can be no correlation between predicted treatment 1 and potential treatment 2 for any agent. Informally, we can think of Assumption 4 as requiring there to be no partial effect of instrument 1 on treatment 2 for any agent. The following restatement of Assumption 4 provides further intuition:

Proposition 2. Assumption 4 is equivalent under Assumption 1 to

$$\text{Cov}(P_1, s_2(Z)) = \rho \text{Cov}(P_2, s_2(Z))$$

for all $s \in \mathcal{S}$ and a constant ρ .

Thus, Assumption 4 *does not* require $\text{Cov}(P_1, s_2(Z)) = 0$ —that take-up of treatment 2 is (unconditionally) unaffected by instrument 1. Instead, the condition requires that the extent that instrument 1 affects treatment 2 *compared to* how instrument 2 affects treatment 2 is *constant* across response types. Assumption 4 thus imposes a certain homogeneity in agents’ responses to the instruments. In particular, it is not allowed that some agents react strongly to instrument 1 but weakly to instrument 2 in the take-up of treatment 2, while the opposite is true for other agents. It is important to note that Assumption 4 is a knife-edge condition—requiring an *exact zero* partial effect. Small deviations from Assumption 4 will, however—in combination with moderate heterogeneous effects—lead only to a small asymptotic 2SLS bias (see Section B.4).

Assumptions 3 and 4 are necessary and sufficient conditions for 2SLS to assign proper weights. This is our main result:

Corollary 4. The 2SLS estimand of the effect of treatment 1 assigns proper weights under Assumptions 1 and 2 if and only if Assumptions 3 and 4 hold.

Informally, 2SLS assigns proper weights if and only if for all agents and treatments k , (i) increasing instrument k tends to weakly increase adoption of treatment k and (ii) conditional on instrument k , increases in instrument $l \neq k$ do not tend to push the agent into or out of treatment k . In Sections B.5 and B.6, we show how our conditions relate to two natural generalizations of the Imbens & Angrist (1994)’s monotonicity condition

to multiple treatments. In particular, we show that if either Heckman & Pinto (2018)’s *unordered monotonicity* or Kamat *et al.* (2023a)’s *joint monotonicity* holds, then 2SLS assigns proper weights under an easily testable linearity condition.

2.3 Testable Implications of the Identification Conditions

Assumptions 3 and 4 can not be directly assessed since we only observe $s(z)$ for the observed instrument values. But the assumptions do have testable implications. For simplicity, consider the case with unordered treatment effects $D_k = \mathbf{1}[T = k]$.¹⁶ We then have the following result:¹⁷

Proposition 3. *Maintain Assumptions 1 and 2 and let $y \leq y'$. If 2SLS with $D_k = \mathbf{1}[T = k]$ assigns proper weights then*

$$\text{Var}(P)^{-1} \text{Cov}(P, \mathbf{1}_{y \leq Y \leq y'} D)$$

*is a non-negative diagonal matrix.*¹⁸

For instance, for a binary outcome variable $Y \in \{0, 1\}$, Proposition 3 implies that $\text{Var}(P)^{-1} \text{Cov}(P, YD)$ and $\text{Var}(P)^{-1} \text{Cov}(P, (1 - Y)D)$ are non-negative diagonal matrices. That $\text{Var}(P)^{-1} \text{Cov}(P, YD)$ is non-negative diagonal can be tested by running the following regressions:¹⁹

$$YD_1 = \varphi_1 + \vartheta_{11}P_1 + \vartheta_{12}P_2 + v_1$$

$$YD_2 = \varphi_2 + \vartheta_{21}P_1 + \vartheta_{22}P_2 + v_2$$

and test whether ϑ_{11} and ϑ_{22} are non-negative and whether $\vartheta_{12} = \vartheta_{21} = 0$. Intuitively, if no-cross-effects is satisfied, P_2 can not increase nor decrease the share of agents with $T = 1$ and $Y(1) = 1$, after controlling for P_1 . For a continuous outcome variable, the implications could be tested using the method of Mourifié & Wan (2017)—first transforming the Proposition 3 condition to conditional moment inequalities and then applying Chernozhukov *et al.* (2013). In that case, the relevant conditional moment conditions are that

$$\text{Var}(P)^{-1} \text{E}[(P - \text{E}[P])D \mid Y = y]$$

¹⁶See Section B.2.1 for how Proposition 3 generalizes to other treatment indicators such as $D_k = \mathbf{1}[T \geq k]$.

¹⁷We thank the associate editor for suggesting these testable implications. Balke & Pearl (1997) and Heckman & Vytlacil (2005) showed similar testable implications of the binary treatment IV model assumptions. Sun (2023) presents similar testable implications of multiple-treatment IV assumptions under multivalued ordered monotonicity and unordered monotonicity.

¹⁸In fact, $\text{Var}(P)^{-1} \text{Cov}(P, \mathbf{1}_{Y \in \mathcal{B}} D)$ must be non-negative diagonal for *any* set $\mathcal{B} \subset \text{supp}(Y)$. But by the argument of Kitagawa (2015), Lemma B.7, it is sufficient to consider sets of the form $\{[y, y'] \mid y \leq y'\}$.

¹⁹Whether $\text{Var}(P)^{-1} \text{Cov}(P, (1 - Y)D)$ is non-negative diagonal can be tested in an analogous manner by using $(1 - Y)D_1$ and $(1 - Y)D_2$ as outcome variables.

is non-negative diagonal for all $y \in \text{supp}(Y)$.²⁰ Note that this test is a joint test of Assumptions 1, 3, and 4. If the test rejects, it could be due to a violation of exogeneity or the exclusion restriction.

Further testable implications can be obtained if the researcher has access to “pre-determined” covariates. In particular, let $X \in \{0, 1\}$ be a random variable such that $Z \perp (X, S)$.²¹ Informally, X is a *pre-determined* variable not influenced by or correlated with the instrument. We then have the following testable prediction.

Proposition 4. *Maintain Assumption 2, and assume $X \in \{0, 1\}$ with $Z \perp (X, S)$. If Assumptions 3–4 hold then*

$$\text{Var}(P \mid X = 1)^{-1} \text{Cov}(P, D \mid X = 1)$$

is a diagonal non-negative matrix.

This prediction can be tested by running the following regressions:

$$D_1 = \gamma_1 + \eta_{11}P_1 + \eta_{12}P_2 + \varepsilon_1$$

$$D_2 = \gamma_2 + \eta_{21}P_1 + \eta_{22}P_2 + \varepsilon_2$$

for the subsample $X = 1$ and testing whether η_{11} and η_{22} are non-negative and whether $\eta_{12} = \eta_{21} = 0$. The predicted treatments P can be estimated from a linear regression of the treatments on the instruments on the whole sample—a standard first-stage regression. This test thus assesses the relationship between predicted treatments and selected treatments in subsamples.²² If Assumptions 3–4 hold, we should see a positive relationship between treatment k and predicted treatment k and no statistically significant relationship between treatment k and predicted treatment $l \neq k$ in (pre-determined) subsamples.²³ Note that failing to reject that $\text{Var}(P \mid X = 1)^{-1} \text{Cov}(P, D \mid X = 1)$ is non-negative diagonal across all observable pre-determined X does not *prove* that 2SLS assigns proper weights, even in large samples: There might always be *unobserved*

²⁰For $\mathcal{B} \subset \text{supp}(Y)$, we have

$$\begin{aligned} \text{Cov}(P, \mathbf{1}_{Y \in \mathcal{B}} D) &= \text{E}[P \mathbf{1}_{Y \in \mathcal{B}} D] - \text{E}[P] \text{E}[\mathbf{1}_{Y \in \mathcal{B}} D] \\ &= (\text{E}[PD \mid Y \in \mathcal{B}] - \text{E}[P] \text{E}[D \mid Y \in \mathcal{B}]) \Pr[Y \in \mathcal{B}] \\ &= \text{E}[(P - \text{E}[P]) D \mid Y \in \mathcal{B}] \Pr[Y \in \mathcal{B}] \end{aligned}$$

²¹We have already assumed $Z \perp S$ (Assumption 1). The condition $Z \perp (X, S)$ requires, in addition, that Z is independent of the joint distribution of X and S . If the instrument Z is truly random, then any variable X that pre-dates the randomization satisfies $Z \perp (X, S)$. For instance, in a randomized control trial, X can be any pre-determined characteristic of the individuals in the experiment.

²²The one-treatment version of this test is commonly applied in the literature (e.g., Dobbie *et al.* 2018; Bhuller *et al.* 2020) and formally justified by Frandsen *et al.* (2023).

²³If the test is applied on various subsamples, p -values need to be adjusted to account for multiple testing. It is only meaningful to apply the test on *subsamples*. The condition is always mechanically satisfied in the full sample.

pre-determined characteristics X such that $\text{Var}(P \mid X = 1)^{-1} \text{Cov}(P, D \mid X = 1)$ is not non-negative diagonal.²⁴ Also, note that the test is a joint test of Assumptions 3–4 and the assumption that X is pre-determined. Thus, if the test rejects, the reason might be that X is not pre-determined.

Finally, note that the Proposition 3 test can also be applied on the subsample $X = 1$ if the researcher is willing to maintain that Assumptions 1–4 hold conditional on X . In that case, the Proposition 4 test can be seen as a special case of the Proposition 3 test with $y = -\infty$ and $y' = \infty$.

3 Special Cases

In this section, we first provide general identification results in a model with binary instruments and derive the implied restrictions on choice behavior under ordered or unordered treatment effects. Then, we provide identification results for a standard threshold-crossing model—an example of an overidentified model with ordered treatment effects.

3.1 One Binary Instrument Per Treatment Indicator

3.1.1 Identification Results

The standard application of 2SLS involves one binary instrument and one binary treatment. In this section, we apply the results in Section 2 to show how this canonical case generalizes to the case with three possible treatments and three possible values of the instrument.²⁵ We refer to this case as the “*just-identified*” case: the number of distinct values of the instruments equals the number of treatments.²⁶ In particular, assume we have an instrument, $V \in \{0, 1, 2\}$, from which we create two mutually exclusive binary instruments $Z = (Z_1, Z_2)^T$ with $Z_v \equiv \mathbf{1}[V = v]$.²⁷ We maintain Assumptions 1 and 2. This setting is common in applications. For instance, Z_v might be an inducement to take up treatment v , as considered by Behaghel *et al.* (2013). Under which conditions does the multivariate 2SLS assign proper weights in this setting? It turns out that proper identification is achieved only when each instrument affects only one treatment.

²⁴Similarly, in randomized control trials, showing that treatment is uncorrelated with *observed* pre-determined covariates does not prove that treatment is randomly assigned.

²⁵The results generalize to n possible treatments and n possible values of the instruments; see Section B.2.

²⁶In models with homogeneous treatment effects, having the same number of instrument values as treatments gives “just enough” instruments to ensure identification of all model parameters. Note, however, that this “just-identified” model does not identify all parameters under heterogeneous effects, since the number of parameters is then much larger than the number of treatments.

²⁷There are other ways of creating two instruments from V . For instance, one could define $Z_1 = \mathbf{1}[V \geq 1]$ and $Z_2 = \mathbf{1}[V = 2]$. Such a parameterization would give exactly the same 2SLS estimate. We focus on the case of mutually exclusive binary instruments since it allows for an easier interpretation of our results.

Table 1: Allowed Response Types in the Just-Identified Case.

Response Type	$(s(0), s(1), s(2))$
Never-taker	(0, 0, 0)
Always-1-taker	(1, 1, 1)
Always-2-taker	(2, 2, 2)
1-complier	(0, 1, 0)
2-complier	(0, 0, 2)
Full complier	(0, 1, 2)

For simpler exposition, we represent in this section the response types s as functions $s : \{0, 1, 2\} \rightarrow \{0, 1, 2\}$ where $s(v)$ is the treatment selected by response type s when V is set to v . Thus, $s(v)$ is the *potential treatment* when $Z_v = 1$.

Proposition 5. *2SLS assigns proper weights in the above model if and only if there exists a one-to-one mapping $f : \{0, 1, 2\} \rightarrow \{0, 1, 2\}$ between instruments and treatments, such that for all $k \in \{1, 2\}$ and $s \in \mathcal{S}$ either $s_k(v) = 0$ for all $v \in \{0, 1, 2\}$, $s_k(v) = 1$ for all $v \in \{0, 1, 2\}$, or $s_k(v) = 1 \Leftrightarrow f(v) = k$.*

In words, for each agent i and treatment k , either i never takes up treatment k , always takes up treatment k , or takes up treatment k if and only if $f(V) = k$. Each instrument Z_v is thus associated with exactly one treatment $D_{f(v)}$. For ease of exposition, we can thus, without loss of generality, assume that the treatments and instruments are ordered in the same way:

Assumption 5. *Assume instrument values are labeled such that $f(k) = k$ for all $k \in \{0, 1, 2\}$ where f is the unique mapping defined in Proposition 5.*

To see the implications of Proposition 5, consider the response types defined in Table 1. It turns out that, for 2SLS to assign proper weights, the population can not consist of any other response type:

Corollary 5. *2SLS with $D_k = \mathbf{1}[T = k]$ assigns proper weights under Assumption 5 if and only if all agents are either never-takers, always-1-takers, always-2-takers, 1-compliers, 2-compliers, or full compliers.*

Behaghel *et al.* (2013) show that these assumptions are sufficient to ensure that 2SLS assigns proper weights. See also Kline & Walters (2016) for similar conditions in the case of multiple treatments and one instrument.²⁸ Proposition 5 shows that these conditions are not only sufficient but also *necessary*, after a possible permutation of the instruments. These response types are characterized by instrument k not affecting treatment $l \neq$

²⁸Equation 1 in Kline & Walters (2016), generalized to two instruments, also describes the same response types: $s(1) \neq s(0) \Rightarrow s(1) = 1$ and $s(2) \neq s(0) \Rightarrow s(2) = 2$. The requirement that the instruments can cause individuals to switch only from “no treatment” (the excluded treatment) into some treatment is shared by Rose & Shem-Tov (2021b)’s *extensive margin compliers only* assumption.

k —no cross effects. Under the response type restrictions of Table 1, 2SLS identifies the average treatment effect of treatment 1 for the combined population of 1-compliers and full compliers and the average treatment effect of treatment 2 for the combined population of 2-compliers and full compliers.²⁹ These treatment effects coincide with the treatment effects identified by the method of Heckman & Pinto (2018).³⁰

3.1.2 Testing For Proper Weighting in Just-Identified Models

By Proposition 5, there must exist a permutation of the instruments such that instrument k affects only treatment k . This result gives rise to more powerful versions of the Section 2.3 testable implications applicable in just-identified models.³¹

Proposition 6. *Under Assumption 5, Propositions 3 and 4 continue to hold when P is replaced by Z .*

The stronger version of Proposition 4 reads as follows: If 2SLS assigns proper weights in just-identified models, there must be a permutation of the instruments such that treatment k is affected only by instrument k in first-stage regressions.³² As in Section 2.3, this prediction can be tested by running a first-stage regression³³

$$D = \gamma + \eta Z + \varepsilon$$

in a “pre-determined” subsample and test whether η is a non-negative diagonal matrix. This test can also be applied in the full sample. The stronger version of Proposition 3 can be tested in a similar manner.

²⁹Thus, in the just-identified case, whenever 2SLS assigns proper weights, it also assigns *equal* weight to all complier types. This result does not generalize to the overidentified case.

³⁰The methods proposed by Heckman & Pinto (2018) can be applied to identify further parameters of interest. In particular, if we denote always-1-takers by s_{A1} , always-2-takers by s_{A2} , never-takers by s_N , 1-compliers by s_{C1} , 2-compliers by s_{C2} , and full compliers by s_F , their method allows to identify the counterfactuals $E[Y(1) | S = s_{A1}]$, $E[Y(2) | S = s_{A2}]$, $E[Y(1) | S \in \{s_{C1}, s_F\}]$, $E[Y(0) | S \in \{s_{C1}, s_F\}]$, $E[Y(2) | S \in \{s_{C2}, s_F\}]$, $E[Y(0) | S \in \{s_{C2}, s_F\}]$, $E[Y(0) | S \in \{s_N, s_{C1}\}]$, and $E[Y(0) | S \in \{s_N, s_{C2}\}]$. Moreover, their method allows for the characterization of always-1-takers, always-2-takers, and the following combined populations: 1-compliers and full compliers, 2-compliers and full compliers, 1-compliers and never-takers, and 2-compliers and never-takers.

³¹It is straightforward to see that the tests become more powerful when P is replaced by Z . For instance, if $Y(k) = 0$ for all k , $\text{Var}(P)^{-1} \text{Cov}(P, \mathbf{1}_{y \leq Y \leq y'} D)$ is always non-negative diagonal but $\text{Var}(Z)^{-1} \text{Cov}(Z, \mathbf{1}_{y \leq Y \leq y'} D)$ might not. Conversely, if $\text{Var}(Z)^{-1} \text{Cov}(Z, \mathbf{1}_{y \leq Y \leq y'} D)$ is non-negative diagonal for all y and y' , then this must also be true for $\text{Var}(Z)^{-1} \text{Cov}(Z, D)$. Since $P \equiv E[D] + \text{Var}(Z)^{-1} \text{Cov}(Z, D)(Z - E[Z])$, we must then have that $\text{Var}(P)^{-1} \text{Cov}(P, \mathbf{1}_{y \leq Y \leq y'} D)$ is also non-negative diagonal for all y and y' .

³²Typically, the researcher would have a clear hypothesis about which instrument is supposed to affect each treatment, avoiding the need to run the test for all possible permutations.

³³Heinesen *et al.* (2022) show that the coefficients from a first-stage regression on the *full sample* can be used to partially identify violations of “irrelevance” and “next-best” assumptions invoked in Kirkeboen *et al.* (2016). Their Proposition 4 implies that η is non-negative diagonal if their monotonicity, irrelevance, and next-best assumptions hold. We show that this test is a valid test not only of their invoked assumptions, but also more generally of whether 2SLS assigns proper weights. Moreover, we show that the test can be applied on subsamples.

3.1.3 Choice-Theoretic Characterization

What does the condition in Proposition 5 imply about choice behavior? To analyze this, we use a random utility model.³⁴ Assume that response type s 's indirect utility from choosing treatment k when $V = v$ is $I_{ks}(v)$ and that s selects treatment k if $I_{ks}(v) > I_{ls}(v)$ for all $l \neq k$.³⁵ The implicit assumptions about choice behavior differ according to which treatment effects we seek to estimate. We here consider the cases of ordered and unordered treatment effects.

Unordered Treatment Effects. What are the implicit assumptions on choice behavior when $\beta = (Y(1) - Y(0), Y(2) - Y(0))^T$? In this case, instrument k can affect only treatment k . Thus, instrument k can not impact the utility of treatment $l \neq k$ in any way that changes choice behavior. Also, for instrument k to impact treatment k without impacting treatment l , it must be that instrument k can change treatment status only from treatment 0 to treatment k and vice versa. Thus, essentially, Proposition 5 requires that only instrument k affects the indirect utility of treatment k , and that the excluded treatment always is at least the next-best alternative.³⁶

Proposition 7. *2SLS with $D_k = \mathbf{1}[T = k]$ assigns proper weights if and only if there exists $u_{ks} \in \mathbb{R}$ and $\mu_{ks} \geq 0$ such that $s(v) = \arg \max_k I_{ks}(v)$ with³⁷*

$$I_{0s}(v) = 0$$

$$I_{ks}(v) = u_{ks} + \mu_{ks} \mathbf{1}[v = k]$$

$$I_{ks}(v) > I_{0s}(v) \Rightarrow I_{ls}(v) < I_{0s}(v)$$

for all $s \in \mathcal{S}$, $v \in \{0, 1, 2\}$, $k, l \in \{1, 2\}$ with $l \neq k$.

The excluded treatment is, thus, always “in between” the selected treatment and all other treatments in this selection model. Since next-best alternatives are not observed, there are selection models consistent with 2SLS assigning proper weights where other alternatives than the excluded treatment are occasionally next-best alternatives. But

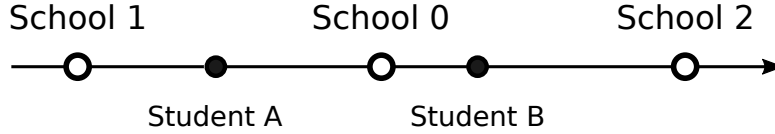
³⁴In a seminal article, Vytlačil (2002) showed that the Imbens & Angrist (1994) monotonicity condition is equivalent to assuming that agents' selection into treatment can be described by a random utility model where agents select into treatment when a latent index crosses a threshold. In this section, we seek to provide similar characterizations of the condition in Proposition 5.

³⁵Since all agents of the same response type have identical behavior, it is without loss of generality to assume that all agents of a response type have the same indirect utility function. We assume response types are never indifferent between treatments.

³⁶Lee & Salanié (2023) consider a similar random utility model. Their Additive Random Utility Model in combination with *strict one-to-one targeting* and the assumption that all treatments except $T = 0$ are targeted gives $I_{ks}(v) = u_{ks} + \mu_k \mathbf{1}[v = k]$ for constants u_{ks} and $\mu_k > 0$. As shown by Lee & Salanié (2023), these assumptions are generally not sufficient to point-identify local average treatment effects. Our result shows that—in the just-identified case—local average treatment effects can be identified if we additionally assume that all agents have the same next-best alternative.

³⁷The assumption that $\arg \max_k I_{ks}(z)$ is a singleton implies that preferences are strict.

Figure 1: Excluded Treatment Always the Best or the Next-Best Alternative.



Note: Example of setting where the excluded treatment could plausibly be argued to be the best or the next-best alternative for all agents. Here the treatments are schools, with School 0 being the excluded treatment. Agents are students choosing which school to attend. The open dots indicate locations of schools, and the closed dots indicate the location of two example students. If students care sufficiently about travel distance, School 0 will be either the best or the next-best alternative for all students.

when indirect utilities are given by $I_{0s} = 0$ and $I_{ks} = u_{ks} + \mu_{ks}\mathbf{1}[v = k]$, this can only happen when s always selects the same treatment, in which case the identity of the next-best alternative is irrelevant.³⁸

In which settings can a researcher plausibly argue that the excluded treatment is always the best or the next-best alternative? A natural type of setting is when there are three treatments and the excluded treatment is “in the middle”. For example, consider estimating the causal effect of attending “School 1” and “School 2” compared to attending “School 0” on student outcomes. Here, School 0 is the excluded treatment. Assume students are free to choose their preferred school. If School 0 is geographically located in between School 1 and School 2, as depicted in Figure 1, and students care sufficiently about travel distance, it is plausible that School 0 is the best or the next-best alternative for all students. For instance, student A in Figure 1, who lives between School 1 and School 0, is unlikely to prefer School 2 over School 0. Similarly, student B in Figure 1 is unlikely to have School 1 as her preferred school. If we believe no students have School 0 as their least favorite alternative and we have access to random shocks to the utility of attending Schools 1 and 2 multivariate 2SLS can be safely applied.³⁹

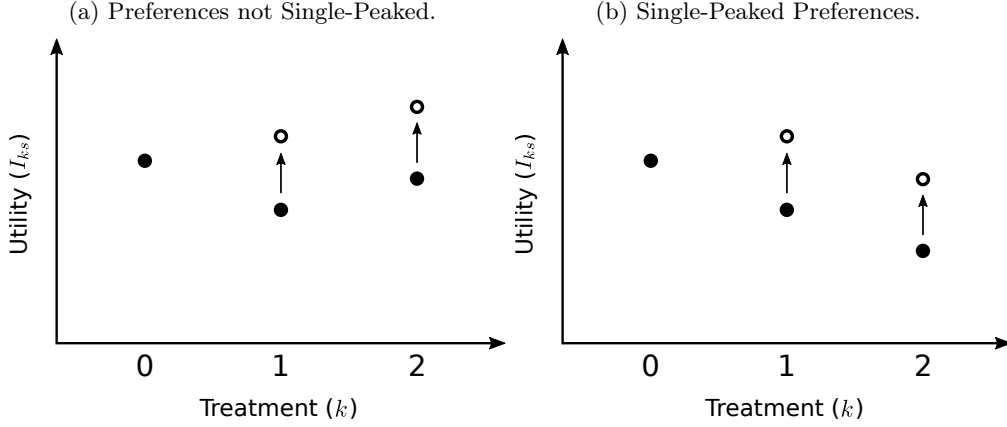
Kirkeboen *et al.* (2016) and a literature that followed exploit knowledge of next-best alternatives for identification in just-identified models. In the Section B.7, we show that the conditions invoked in this literature are not only sufficient for 2SLS to assign proper weights but also essentially *necessary*.⁴⁰ Thus, to apply 2SLS in just-identified models with arbitrary heterogeneous effects, researchers have to either *directly observe* next-best alternatives or make assumptions about next-best alternatives based on institutional and theoretical arguments.

³⁸See the proof of Proposition 7.

³⁹Another example where the excluded treatment is always the best or the next-best alternative is when agents are randomly encouraged to take up one treatment and can not select into treatments they are not offered. In that case, one might estimate the causal effects of each treatment in separate 2SLS regressions on the subsamples not receiving each of the treatments. But when control variables are included in the regression, estimating a 2SLS model with multiple treatments can improve precision.

⁴⁰The Kirkeboen *et al.* (2016) assumptions can be relaxed by allowing for always-takers.

Figure 2: Single-Peaked Preferences and Ordered Treatment Effects.



Note: Indirect utilities of response type s over treatments 0–2 when instrument 1 is turned off (solid dots) and on (open dots). Figure (a) shows how instrument 1 might affect $D_2 = \mathbf{1}[T \geq 2]$ when preferences are not single-peaked.

Ordered Treatment Effects. What are the implicit assumptions on choice behavior when $\beta = (Y(1) - Y(0), Y(2) - Y(1))^T$? In that case, instrument k can influence only treatment indicator $D_k = \mathbf{1}[T \geq k]$. Thus, instrument k can not impact relative utilities other than $I_{si} - I_{li}$ for $s \geq k$ and $l < k$ in a way that changes choice behavior. Thus, without loss of generality, we can assume that instrument k increases the utility of treatments $t \geq k$ by the same amount while keeping the utility of treatments $t < k$ constant. But this assumption is not sufficient to prevent instrument k from influencing treatment indicators other than D_k . In addition, we need that preferences are *single-peaked*:

Definition 2 (Single-Peaked Preferences). Preferences are *single-peaked* if for all $s \in \mathcal{S}$, $z \in \mathcal{Z}$, and $k, l, r \in \{1, \dots, n\}$

$$k > l > r \text{ and } I_{ks}(v) > I_{ls}(v) \Rightarrow I_{ls}(v) \geq I_{rs}(v),$$

$$k < l < r \text{ and } I_{ls}(v) < I_{rs}(v) \Rightarrow I_{ks}(v) \geq I_{ls}(v).$$

To see this, consider Figure 2a. The solid dots indicate the indirect utilities of agent i over treatments 0–2 when instrument 1 is turned off ($V = 0$). In this case, the agent's preferences has two peaks: one at $k = 0$ and another at $k = 2$. If instrument 1 increases the utilities of treatments $k \geq 1$ by the same amount, the agent might change the selected treatment from $T = 0$ to $T = 2$ as indicated by the open dots. This change impacts both D_1 and D_2 . In Figure 2b, however, where preferences are single-peaked, a homogeneous increase in the utility of treatments $k \geq 1$ can never impact any other treatment indicator than D_1 . We thus have the following result.

Proposition 8. *2SLS with $D_k = \mathbf{1}[T \geq k]$ assigns proper weights if and only if there*

exists $u_{ks} \in \mathbb{R}$ and $\mu_{ks} \geq 0$ such that $s(v) = \arg \max_k I_{ks}(v)$ with

$$I_{0s} = 0$$

$$I_{ks}(v) = u_{ks} + \mu_{vs} \mathbf{1}[k \geq v]$$

for all $s \in \mathcal{S}$, $v \in \{0, 1, 2\}$, and $k \in \{1, 2\}$ and the preferences are single-peaked.

3.2 A Threshold-Crossing Model

In several settings, treatments have a clear ordering, and assignment to treatment could be described by a latent index crossing multiple thresholds. For instance, treatments could be grades and the latent index the quality of the student's work. When estimating returns to education, treatments might be different schools, thresholds the admission criteria, and the latent index the quality of the applicant.⁴¹ In the context of criminal justice, treatments might be conviction and incarceration as in [Humphries *et al.* \(2023\)](#) or years of prison as in [Rose & Shem-Tov \(2021a\)](#) and the latent index the severity of the crime committed. If the researcher has access to random variation in these thresholds, for instance through random assignment to graders or judges who agree on ranking but use different cutoffs, then the identification of the causal effect of each consecutive treatment by 2SLS could be possible.

We here present a simple and easily testable condition under which 2SLS assigns proper weights in such a threshold-crossing model. Our model is a simplified version of the model considered by [Heckman & Vytlacil \(2007\)](#), Section 7.2.⁴² We assume agents differ by an unobserved latent index U and that treatment depends on whether U crosses certain thresholds.⁴³ In particular, assume there are thresholds $g_1(Z) < g_2(Z)$ such that

$$T = \begin{cases} 0 & \text{if } U < g_1(Z) \\ 1 & \text{if } g_1(Z) \leq U < g_2(Z) \\ 2 & \text{if } U \geq g_2(Z) \end{cases}$$

We are interested in the ordered treatment effects $\beta = (Y(1) - Y(0), Y(2) - Y(1))^T$, using as treatment indicators $D_k = \mathbf{1}[U \geq g_k(Z)]$ for $k \in \{1, 2\}$. Assume the first stage is correctly specified:

⁴¹The model below applies in this setting if applicants agree on the ranking of schools and schools agree on the ranking of candidates.

⁴²[Heckman & Vytlacil \(2007\)](#) focus on identifying marginal treatment effects and discuss what 2SLS with a multivalued treatment identifies in this model, but do not consider 2SLS with multiple treatments. [Lee & Salanié \(2018\)](#) consider a similar model with two thresholds where agents are allowed to differ in two latent dimensions.

⁴³This specification is routinely applied to study ordered choices ([Greene & Hensher, 2010](#)).

Assumption 6. (*First Stage Correctly Specified.*) Assume that $E[D_k | Z]$ is a linear function of Z for all k .

This assumption is always true, for instance, when Z is a set of mutually exclusive binary instruments. We maintain Assumptions 1 and 2. We then have:⁴⁴

Proposition 9. 2SLS assigns proper weights in the above model if $E[P_k | P_l]$ is linear in P_l for all $k, l \in \{1, 2\}$.

Thus, when treatment can be described by a single index crossing multiple thresholds, and we have access to random shocks to these thresholds, multivariate 2SLS estimands of the effect of crossing each threshold will be a positively weighted sum of individual treatment effects. The required linearity condition between predicted treatments can easily be tested empirically. In Proposition B.8, we show that 2SLS *does not* assign proper weights if $E[P_k | P_l]$ is non-linear for one k and l and there is a positive density of agents at all values of $U \in [0, 1]$. A linear relationship between predicted treatments is thus close to *necessary* for 2SLS to assign proper weights in the above model.

While an *exact* linear relationship between P_1 and P_2 is unrealistic, small deviations from linearity are unlikely to lead to a large 2SLS bias: Deviations from linearity will lead some agents to be pushed out of treatment 2 by P_1 and others to be pushed into treatment 2 by P_1 . If the deviations from linearity are “local”—small irregularities in an otherwise linear relationship—the agents pushed into treatment 2 will have similar U s as those pushed out of treatment 2. If agents with similar U s tend to have similar treatment effects, the bias will be small. But large global deviations from linearity have the potential to induce significant 2SLS bias in the presence of heterogeneous effects. If such non-linearities are detected, one solution is to follow the suggestion of Humphries *et al.* (2023): Run 2SLS with one endogenous variable D_1 , P_1 as instrument, and control non-linearly for P_2 . In Section 5, we discuss what linearity between P_1 and P_2 means in a real application and show how it can be tested using data from Bhuller *et al.* (2020).

4 If the Conditions Fail

Our identification results show that if either Assumption 3 or 4 is violated, then 2SLS does not assign proper weights. If this turns out to be the case, the researcher has two choices: Either impose assumptions on treatment effect heterogeneity or select an alternative estimator.

⁴⁴A similar result is found in a contemporaneous work by Humphries *et al.* (2023) in the context of the random judge IV design. They suggest that the required linearity condition between P_1 and P_2 can be relaxed by running a 2SLS specification with D_1 as a single treatment indicator and P_1 as the instrument while flexibly controlling for P_2 (and vice versa). They further show that if treatment assignment depends on several unobserved latent indices—instead of just one—2SLS does not, in general, assign proper weights.

4.1 Assumptions on Treatment Effect Heterogeneity

As we show in Section B.1, 2SLS assigning proper weights is equivalent to 2SLS being *weakly causal* (Blandhol *et al.*, 2022)—giving estimates with the correct sign—under arbitrary heterogeneous effects. But correctly signed estimates could also be ensured by imposing assumptions on treatment effect heterogeneity. For instance, if treatment effects do not systematically differ across response types or if the amount of “selection on gains” and the violations of Assumptions 3 and 4 are both moderate, 2SLS could still be weakly causal. See Section B.4 for a formal analysis.

4.2 Alternative Estimators

The econometrics literature has proposed several ways to identify multiple treatment effects when 2SLS fails. The most general method is provided by Heckman & Pinto (2018). Their method allows the researcher to learn which treatment effects are identified—and *how* they are identified—for any given restriction on response types. The identification results apply to all settings with discrete-valued instruments—also in cases where 2SLS is not valid. For instance, if we allow for the presence of the response type $(s(0), s(1), s(2)) = (2, 1, 2)$ in addition to the response types in Table 1 in the Section 3.1 model, 2SLS no longer assigns proper weights, but the method of Heckman & Pinto (2018) still recovers causal effects. Heckman & Pinto (2018) and Pinto (2021) discuss how to use revealed preference analysis to restrict the possible response types.⁴⁵ In a related approach, Lee & Salanié (2023) show how assuming that certain instrument values *target* certain treatments can lead to partial identification of treatment effects.

Another important strand of methods to identify multiple treatment effects relies on continuous instruments and the marginal treatment effects framework brought forward by Heckman & Vytlacil (1999, 2005). In the case of ordered treatment effects, Heckman & Vytlacil (2007) show how separate treatment effects can be identified if treatment is determined by a single latent index crossing multiple thresholds and the researcher has access to shocks to each threshold. Using this method, separate treatment effects can be recovered in the Section 3.2 model also when predicted treatments are not linearly related.⁴⁶ Another advantage of the methods based on marginal treatment effects is that they allow for the calculation of treatment effects that are more policy-relevant than the weighted average produced by 2SLS. In the context of unordered treatments, Heckman & Vytlacil (2007) and Heckman *et al.* (2008) show that analogous assumptions can recover the causal effect of a given treatment versus the next-best alternative.⁴⁷ In their

⁴⁵For instance, Pinto (2021) combines revealed preference analysis with a functional form assumption to identify causal effects in an RCT with multiple treatments and non-compliance.

⁴⁶Intuitively, the causal effect of treatment 1 can be obtained by varying P_1 while keeping P_2 fixed. The 2SLS requires $E[P_1 | P_2]$ to be linear since instead of keeping P_2 fixed it controls *linearly* for P_2 .

⁴⁷A 2SLS version of this approach would be to run 2SLS with a single binarized treatment indicator. The recovered treatment effect—the effect of receiving a given treatment compared to a mix of alterna-

framework, causal effects between two specified treatments can be identified by focusing on instrument realizations for which the probability of taking up all other treatments is zero—if such instrument realizations exist.⁴⁸ Lee & Salanié (2018) show how knowledge of the exact threshold rules can be used to identify the effect of one treatment versus another treatment without relying on such “identification at infinity” arguments.⁴⁹ Mountjoy (2022) provides a method using continuous instruments where knowledge of the exact threshold rules is not required either, and identification is achieved by two relatively weak assumptions: *Partial unordered monotonicity* and *comparative compliers*.⁵⁰

A final alternative to 2SLS is to explicitly model the selection into treatment using the method of Heckman (1979) (see, e.g., Kline & Walters 2016). This approach, however, requires the researcher to make distributional assumptions about unobservables.

5 Application: The Effects of Incarceration and Conviction

In this section, we show how our results can be applied in practice. In particular, we consider identifying the effects of conviction and incarceration on defendant recidivism in a random judge IV design. The application of 2SLS to this case has recently been considered in several studies (Bhuller *et al.*, 2020; Humphries *et al.*, 2023; Kamat *et al.*, 2023a).⁵¹ We first discuss the conditions required for 2SLS to assign proper weights in this setting and then test these conditions using data from Bhuller *et al.* (2020).

5.1 When Does 2SLS Assign Proper Weights?

Assume the possible treatments are

$$T \in \{0, 1, 2\} = \{\text{acquittal}, \text{non-incarceration conviction}, \text{incarceration}\}$$

tive treatments—might sometimes be a parameter of policy interest. Heckman & Pinto (2018) extend this result to discrete instruments. In particular, they show that the causal effect of a given treatment versus the next-best alternative is identified under *unordered monotonicity*.

⁴⁸For instance, in the application considered in Section 5, one could identify the causal effect of incarceration versus conviction by studying cases assigned to judges that never acquit—if such judges exist. The 2SLS equivalent of this approach is to run 2SLS on the subsample of judges that never acquit.

⁴⁹Kamat *et al.* (2023b) show how treatment effects can be partially identified in a similar model with discrete instruments.

⁵⁰Mountjoy (2022) considers a case with three treatments and two continuous instruments. Partial unordered monotonicity requires that instrument k weakly increases up-take of treatment k and weakly reduces up-take of all other treatments for all agents. Partial unordered monotonicity and our Assumptions 3 and 4 do not nest each other. On the one hand, partial unordered monotonicity allows for heterogeneity in how instrument k induces agents out of treatments $l \neq k$ in ways that would violate our no-cross-effect condition. On the other hand, average conditional monotonicity allows monotonicity to be violated for some instrument pairs in ways that would violate partial unordered monotonicity. A main advantage of partial unordered monotonicity, however, is that it has a clear economic interpretation, which Assumptions 3 and 4 lack. Comparative compliers requires that those induced from treatment l to treatment k by a marginal increase in instrument k are similar to those induced from treatment k to treatment l by a marginal increase in instrument l . This condition is satisfied in a broad class of index models.

⁵¹Humphries *et al.* (2023) and Kamat *et al.* (2023a) also consider alternative approaches beyond 2SLS.

We consider the treatment indicators $D_1 = \mathbf{1}[T \geq 1]$ (conviction) and $D_2 = \mathbf{1}[T = 2]$ (incarceration). We thus seek to separately identify the effect of conviction versus acquittal and the effect of incarceration versus conviction. As instruments Z , we use randomly assigned judges.⁵² The predicted treatments P_1 and P_2 then equal the rate at which the randomly assigned judge convicts and incarcerates defendants, respectively.

When does 2SLS assign proper weights in this setting? Applying the Section 3.2 model, we get that 2SLS assigns proper weights if judges agree on how to rank cases but use different cutoffs for conviction and incarceration and there is a linear relationship between the judges’ incarceration and conviction rates.⁵³ In the Figure 3 example, the relationship between judges’ incarceration and conviction rates is linear.⁵⁴

It is, however, not necessary to assume that judges agree on how to rank cases for 2SLS to assign proper weights.⁵⁵ An example of a response type *not* allowed by the single-index model but satisfying Assumptions 3–4 is given in Figure 3a. Here, there are nine judges with their conviction rate (P_1) on the x -axis and their incarceration rate (P_2) on the y -axis. After controlling linearly for the conviction rate (the blue line), the judges convicting the defendant do not, on average, have a higher nor lower incarceration rate than the judges acquitting the defendant.⁵⁶ Thus, by Corollary 3, the 2SLS estimand of the effect of *incarceration* places zero weight on this defendant’s effect of *conviction*.⁵⁷ In fact, Assumptions 3–4 admit a wide range of response types beyond the Figure 3a response type. For instance, the Figure 3b response type also satisfies Assumptions 3–4.

However, Assumption 4 (“no cross effects”) is a knife-edge condition that can easily be violated by small deviations from the allowed response types. For instance, the response type in Figure 3c violates no cross effects.⁵⁸ One way to see why “no cross effects” must

⁵²Formally, Z is a vector of binary judge indicators where $Z_k = 1$ if the case is assigned judge k . In practice, following Bhuller *et al.* (2020), we use as our instruments the leave-one-out incarceration and conviction rates of the assigned judge, calculated across all randomly assigned cases to each judge, excluding the focal case.

⁵³In the notation of Section 3.2, U would represent the “strength” of the case, $g_1(Z)$ the conviction cutoff for the randomly chosen judge, and $g_2(Z)$ the incarceration cutoff.

⁵⁴In Figure 3, the relationship between P_1 and P_2 is *exactly* linear. As noted in Section 3.2, small local deviations from linearity are unlikely to lead to a large 2SLS bias. But large global non-linearities could cause significant 2SLS bias. For instance, it would be problematic if judges with medium conviction rates tend to have a high incarceration rate while judges with low or high conviction rates tend to have a low incarceration rate. We do not find such non-linearities in Figure 4 for Bhuller *et al.* (2020).

⁵⁵The single-index model has been criticized as an excessively restrictive model of judge behavior (Humphries *et al.*, 2023; Kamat *et al.*, 2023a). In particular, Humphries *et al.* (2023) rejects the single-index model in their setting by showing that the observable characteristics of those with $T = 1$ change when holding P_1 constant and varying P_2 . Under the single-index model, this should not happen.

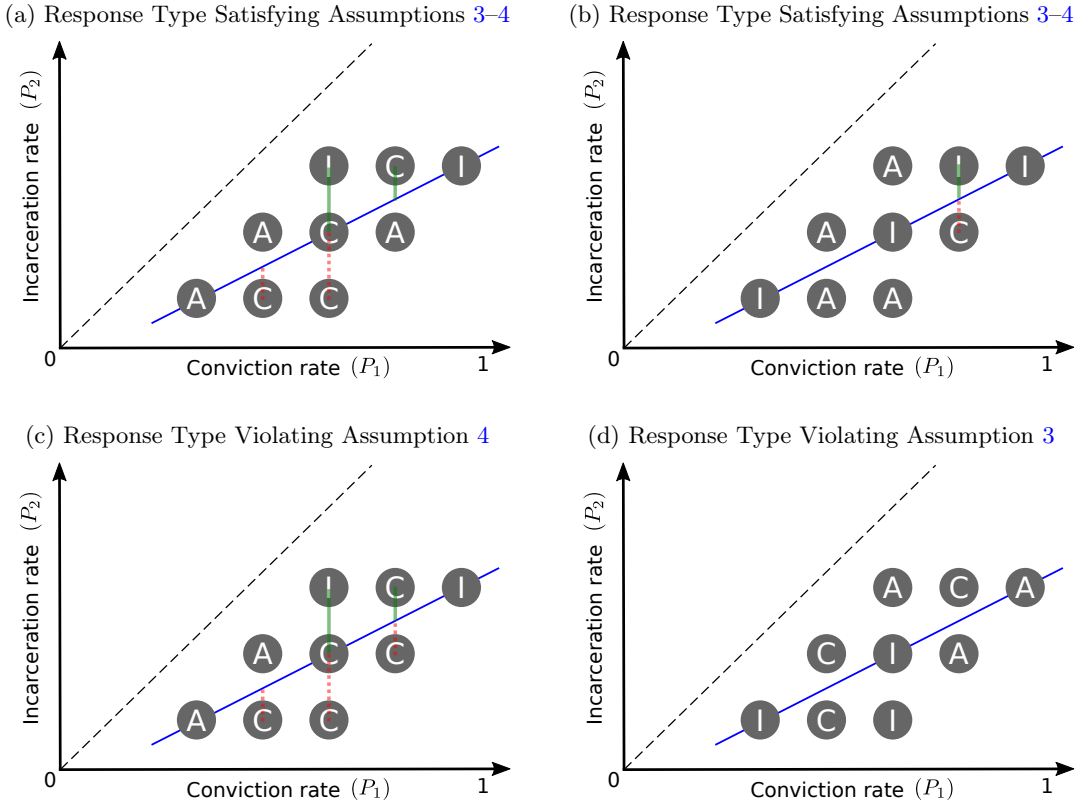
⁵⁶Graphically, the sum of the dotted red lines equals the sum of the green lines.

⁵⁷In Figure 3a, the 2SLS estimand also places a positive weight on the defendant’s effect of incarceration: After controlling linearly for the conviction rate, the judges incarcerating the defendant tend to have an above-average incarceration rate. Thus, Assumption 3 (“average conditional monotonicity”) is satisfied. The 2SLS estimand of the effect of conviction versus acquittal also assigns proper weights.

⁵⁸Even after controlling linearly for the conviction rate, the judges incarcerating the defendant have a lower-than-average conviction rate. Graphically, the sum of the dotted red lines is higher than the sum of the green lines. The 2SLS estimand of the effect of incarceration will thus place a non-zero (negative) weight on the causal effect of convicting this defendant.

be violated for either the Figure 3a response type or the Figure 3c response type is that the two response types are heterogeneous in their relative responses to the instruments. Instrument 2—the judge’s incarceration rate—has the same tendency to push the two response types into conviction.⁵⁹ But instrument 1—the judge’s conviction rate—has a higher tendency to push a Figure 3b agent than a Figure 3a agent into conviction. Thus, the relative responses to the two instruments are not homogeneous. By Proposition 2, “no cross effects” is violated for at least one of the response types. Note, however, that if response types do not deviate much from the allowed response types and heterogeneous effects are moderate, the bias would still be small; see Section B.4.

Figure 3: Examples of Response Types in the Random Judge IV Design.



Note: Each dot represents a judge. The letters indicate how the judge will decide if assigned the case: acquit (A), convict without incarceration (C), or incarcerate (I). The x -axis (y -axis) shows the judge’s conviction (incarceration) rate P_1 (P_2). The blue line is a linear regression of P_2 on P_1 . The green and the dotted red lines show the distance to the blue line for the judges that convicts. “No cross effects” requires that the sum of the green lines equals the sum of the dotted red lines.

Finally, we note that “average conditional monotonicity” (Assumption 3) is satisfied in all of Figures 3a–3c. For this condition to be violated, it must be that the relationship between the judge’s incarceration rate and whether the agent is incarcerated is *flipped* for certain cases. The Figure 3d response type violates average conditional monotonicity.

⁵⁹The covariance between P_2 and $s_1(Z)$ is exactly the same.

ity: After controlling for the conviction rate, the judges incarcerating the agent have, on average, a *lower* incarceration rate than the other judges. While unlikely to be widespread, such violations might happen. For example, assume that—conditional on their conviction rate—judges with higher incarceration rates are more “conservative”. If conservative judges tend to be *less* likely to incarcerate defendants for gun law violations, average conditional monotonicity might be violated in gun law cases.

5.2 Applying Our Tests

To illustrate the application of the Section 2.3 tests, we use data from Bhuller *et al.* (2020). That paper used a sample of 31,428 criminal cases that were quasi-randomly assigned to judges in Norwegian courts from 2005–2009 and provided an IV estimate of the effect of incarceration on the five-year recidivism rate for defendants. Using exactly the same sample, we consider the causal effects of conviction and incarceration on the same recidivism outcome. Our 2SLS estimates are provided in Table 2, where Column (1) replicates the baseline single treatment 2SLS estimate in Bhuller *et al.* (2020) (for comparison, see Table 4, Column (3), on p. 1297 in that paper), while Column (2) provides our multivariate 2SLS estimates of conviction and incarceration treatments.⁶⁰

We now test our conditions using this data. Let Y be an indicator for the defendant’s five-year recidivism outcome, as used in the estimation above. The Proposition 3 test, which we generalize to ordered treatment indicators in Section B.2.1, requires that $\vartheta_{11}, \psi_{11}, \vartheta_{22}, \psi_{22} \geq 0$, $\vartheta_{22} + \vartheta_{12} = \psi_{22} + \psi_{12} = 0$, and $\vartheta_{21} = \psi_{21} = 0$ in the regressions

$$\begin{aligned} Y(D_1 - D_2) &= \varphi_{1X} + \vartheta_{11}P_1 + \vartheta_{12}P_2 + v_1 \\ YD_2 &= \varphi_{2X} + \vartheta_{21}P_1 + \vartheta_{22}P_2 + v_2 \\ (1 - Y)(D_1 - D_2) &= \varphi_{3X} + \psi_{11}P_1 + \psi_{12}P_2 + v_3 \\ (1 - Y)D_2 &= \varphi_{4X} + \psi_{21}P_1 + \psi_{22}P_2 + v_4 \end{aligned}$$

where $\{\varphi_{1X}, \dots, \varphi_{4X}\}$ are court-by-year fixed effects.⁶¹ The results from these regressions are presented in Table 3, Panel A.⁶² While we are unable to statistically reject the required conditions at the 5% level, the $\vartheta_{22} + \vartheta_{12} = 0$ and $\psi_{22} + \psi_{12} = 0$ conditions are close to rejection (p -values at 0.12 and 0.08). Also, while we are unable to reject $\psi_{11} \geq 0$, this estimate has a negative sign. These results suggest that in a larger sample we could have concluded that either Assumption 1, Assumption 3, or Assumption 4 is violated.

⁶⁰While not their main focus, Bhuller *et al.* (2020) also considered multivariate 2SLS specifications with alternative non-mutually exclusive treatments (see Appendix Tables B10 and B12 in that paper).

⁶¹In Proposition B.2, we show that the Proposition 3 test extends to the case with control variables.

⁶²Note that there is a mechanical relationship between the coefficients in Columns (1)–(2) and Columns (3)–(4) in Panel A. We get $\psi_{11} = 1 - \vartheta_{11}$, $\psi_{12} = -1 - \vartheta_{12}$, $\psi_{21} = -\vartheta_{21}$, and $\psi_{22} = 1 - \vartheta_{22}$. The additional tests in Columns (3)–(4) are, however, not redundant: The standard errors are different, and the conditions $\psi_{11} = 1 - \vartheta_{11} \geq 0$ and $\psi_{22} = 1 - \vartheta_{22} \geq 0$ are not tested in Columns (1)–(2).

Table 2: Empirical Application: 2SLS with Multiple Treatments.

<i>Outcome:</i> <i>Specification:</i>	Recidivism (Y)	
	Single Treatment	Multiple Treatments
	(1)	(2)
<i>Treatments:</i>		
Conviction (D_1)	–	-0.222 (0.819)
Incarceration (D_2)	-0.293*** (0.106)	-0.281** (0.126)
Dependent mean	0.70	0.70
Number of cases	31,428	31,428

Note: This table reports 2SLS estimates from model specification with a single binary treatment indicator for incarceration (Column 1) and multiple treatment indicators for conviction and incarceration (Column 2), respectively, and randomly assigned judges as instruments using data from Bhuller *et al.* (2020). The estimate reported in Column (1) is identical to the IV estimate reported in the final row of Table 4, Column (3), on p. 1297 in Bhuller *et al.* (2020). The sample consists of 31,428 non-confession criminal cases that were quasi-randomly assigned to judges in Norwegian trial courts between 2005 and 2009. All estimations control for court by court entry year fixed effects and baseline controls listed in Bhuller *et al.* (2020), Table 1. * $p < 0.1$, ** $p < 0.05$, *** $p < 0.01$.

In Table 3, Panel B, we apply the subsample test of Proposition 4 on 12 different subsamples based on the defendant’s past employment, past incarceration, age, education, parental status, and the predicted likelihood of incarceration based on pre-determined case and defendant characteristics.⁶³ In each subsample, we run the regressions

$$D_1 = \gamma_{1X} + \eta_{11}P_1 + \eta_{12}P_2 + \varepsilon_1$$

$$D_2 = \gamma_{2X} + \eta_{21}P_1 + \eta_{22}P_2 + \varepsilon_2$$

where γ_{1X} and γ_{2X} are court-by-year fixed effects.⁶⁴ We can not reject $\eta_{11}, \eta_{22} \geq 0$ or $\eta_{12} = \eta_{21} = 0$ in any subsample. With this test, we are unable to reject Assumptions 3–4.

Finally, in Figure 4, we assess whether the relationship between incarceration rates and conviction rates among the judges in our data is linear, as required for 2SLS to assign proper weights in the Section 3.2 model.⁶⁵ While we can statistically reject that the relationship is *exactly* linear, the deviations from linearity are surprisingly small. Thus, if judges agree on the ranking of cases but use different cutoffs for conviction and incarceration, any bias in 2SLS due to heterogeneous effects is likely to be negligible.

⁶³Ideally, one would select the subsamples using machine learning methods as proposed by Farbmacher *et al.* (2022). We leave how to implement this in the multiple treatment setting for future research.

⁶⁴See Section B.3 for how the Proposition 4 generalizes to the inclusion of controls. Formally, these regressions are joint tests of Assumption 3–4 and Assumption B.3.

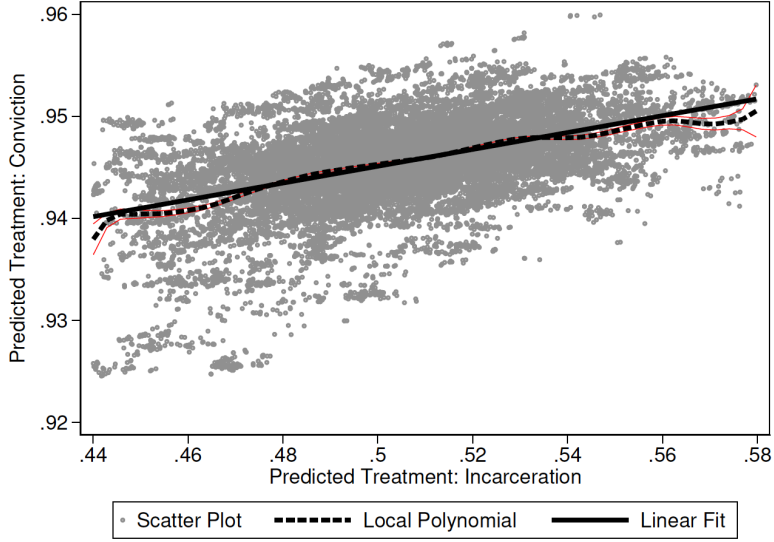
⁶⁵When the model includes court-by-year effects, such a linear relationship must exist within each court-by-year cell (Proposition B.6). We only consider the overall relationship in Figure 4.

Table 3: Empirical Application: Testing Propositions 3 and 4.

A. Testing Proposition 3 for Ordered Treatments: $\{D_1 = 1[t \geq 1], D_2 = 1[t = 2]\}$					
Recidivism (Y)			No Recidivism ($1 - Y$)		
<i>Outcomes:</i>	$Y (D_1 - D_2)$ (1)	$Y D_2$ (2)	<i>Outcomes:</i>	$(1 - Y) (D_1 - D_2)$ (3)	$(1 - Y) D_2$ (4)
<i>Regressors:</i>			<i>Regressors:</i>		
Predicted Conviction (P_1)	1.173 (1.005)	-0.689 (1.267)	Predicted Conviction (P_1)	-0.173 (0.844)	0.689 (0.659)
Predicted Incarceration (P_2)	-0.780*** (0.169)	0.482** (0.199)	Predicted Incarceration (P_2)	-0.220* (0.124)	0.518*** (0.129)
$H0 : \phi_{11} \geq 0, \phi_{21} = 0$	[0.878]	[0.587]	$H0 : \psi_{11} \geq 0, \psi_{21} = 0$	[0.419]	[0.297]
$H0 : \phi_{22} \geq 0$	-	[0.992]	$H0 : \psi_{22} \geq 0$	-	[1.000]
$H0 : \phi_{22} + \phi_{12} = 0$	[0.123]		$H0 : \psi_{22} + \psi_{12} = 0$		[0.080]
Observations:	31,428		Observations:	31,428	
B. Testing Proposition 4 for Ordered Treatments: $\{D_1 = 1[t \geq 1], D_2 = 1[t = 2]\}$					
Conviction (D_1)			Incarceration (D_2)		
<i>Outcomes:</i>	Predicted	Predicted	Predicted	Predicted	Observations:
<i>Regressors:</i>	Conviction (P_1) (1)	Incarceration (P_2) (2)	Conviction (P_1) (3)	Incarceration (P_2) (4)	(5)
<i>Sub-samples:</i>					
Previously Employed	1.275** (0.523)	0.110 (0.085)	-0.127 (1.092)	1.195*** (0.178)	16,547
$H0 : \eta_{11} \geq 0, \eta_{12} = \eta_{21} = 0, \eta_{22} \geq 0$	[0.993]	[0.197]	[0.908]	[1.000]	
Previously Non-Employed	0.641 (0.496)	-0.118 (0.079)	0.010 (1.162)	0.788*** (0.186)	14,881
$H0 : \eta_{11} \geq 0, \eta_{12} = \eta_{21} = 0, \eta_{22} \geq 0$	[0.902]	[0.137]	[0.920]	[1.000]	
Previously Incarcerated	1.239*** (0.401)	0.062 (0.065)	-0.571 (1.084)	1.104*** (0.175)	16,042
$H0 : \eta_{11} \geq 0, \eta_{12} = \eta_{21} = 0, \eta_{22} \geq 0$	[0.999]	[0.339]	[0.598]	[1.000]	
Previously Non-Incarcerated	0.883 (0.607)	-0.078 (0.098)	1.245 (1.116)	0.820*** (0.180)	15,386
$H0 : \eta_{11} \geq 0, \eta_{12} = \eta_{21} = 0, \eta_{22} \geq 0$	[0.927]	[0.424]	[0.265]	[1.000]	
Young (Age < 30)	1.498*** (0.488)	-0.055 (0.079)	-1.049 (1.114)	1.131*** (0.182)	15,956
$H0 : \eta_{11} \geq 0, \eta_{12} = \eta_{21} = 0, \eta_{22} \geq 0$	[0.999]	[0.489]	[0.347]	[1.000]	
Old (Age > 30)	0.483 (0.537)	0.055 (0.086)	1.088 (1.135)	0.870*** (0.181)	15,472
$H0 : \eta_{11} \geq 0, \eta_{12} = \eta_{21} = 0, \eta_{22} \geq 0$	[0.816]	[0.519]	[0.338]	[1.000]	
Below High School	1.238*** (0.404)	-0.064 (0.065)	-0.766 (0.945)	1.025*** (0.152)	22,651
$H0 : \eta_{11} \geq 0, \eta_{12} = \eta_{21} = 0, \eta_{22} \geq 0$	[0.999]	[0.322]	[0.417]	[1.000]	
High School or Above	0.403 (0.763)	0.169 (0.125)	1.855 (1.476)	0.949*** (0.242)	8,777
$H0 : \eta_{11} \geq 0, \eta_{12} = \eta_{21} = 0, \eta_{22} \geq 0$	[0.701]	[0.176]	[0.209]	[1.000]	
Had Children	1.248** (0.631)	0.070 (0.100)	1.672 (1.331)	0.973*** (0.211)	11,717
$H0 : \eta_{11} \geq 0, \eta_{12} = \eta_{21} = 0, \eta_{22} \geq 0$	[0.976]	[0.484]	[0.209]	[1.000]	
Had No Children	0.875** (0.440)	-0.042 (0.072)	-0.931 (0.993)	1.013*** (0.162)	19,711
$H0 : \eta_{11} \geq 0, \eta_{12} = \eta_{21} = 0, \eta_{22} \geq 0$	[0.977]	[0.563]	[0.349]	[1.000]	
Low Incarceration Propensity	0.954* (0.548)	-0.040 (0.090)	-1.176 (1.101)	1.183*** (0.183)	15,714
$H0 : \eta_{11} \geq 0, \eta_{12} = \eta_{21} = 0, \eta_{22} \geq 0$	[0.959]	[0.657]	[0.285]	[1.000]	
High Incarceration Propensity	1.058** (0.470)	0.038 (0.075)	1.233 (1.120)	0.805*** (0.179)	15,714
$H0 : \eta_{11} \geq 0, \eta_{12} = \eta_{21} = 0, \eta_{22} \geq 0$	[0.988]	[0.615]	[0.271]	[1.000]	

Note: This table reports tests of Proposition 3 generalized to ordered treatments in Section B.2.1 (Panel A) and Proposition 4 (Panel B) using data from Bhuller *et al.* (2020). See Section 5.2 for the corresponding regression specifications. Proposition B.2 shows that Proposition 3 extends to the case with control variables, while Proposition B.3 provides a generalization of Proposition 4 under Assumption B.3. The sample consists of 31,428 non-confession criminal cases that were quasi-randomly assigned to judges in Norwegian trial courts between 2005 and 2009. All estimations control for court by court entry year fixed effects and baseline controls listed in Bhuller *et al.* (2020), Table 1. For each observation, we estimate an incarceration propensity using pre-determined case and defendant characteristics listed in Bhuller *et al.* (2020), Table 1, based on a logit model, and create subsamples by low and high propensity based on the median predicted propensity in the final two rows of Panel B. * $p < 0.1$, ** $p < 0.05$, *** $p < 0.01$.

Figure 4: Empirical Application: Testing Proposition 9.



Note: This figure shows a scatter plot of predicted conviction treatment (P_1) and predicted incarceration treatment (P_2) using data from Bhuller *et al.* (2020), along with a linear regression fit and local polynomial regression fit. The sample consists of 31,428 non-confession criminal cases that were quasi-randomly assigned to judges in Norwegian trial courts between 2005 and 2009. The local polynomial regression uses an Epanechnikov kernel with bandwidth of 0.01 and a third degree polynomial smoothing. The red lines show the 99 percent confidence intervals corresponding to the local polynomial regression. The linear regression of predicted conviction treatment (P_1) on predicted incarceration treatment (P_2) has a coefficient of 0.083 (SE=0.001), and the Ramsey’s RESET test of a linear functional form is rejected with an F-statistic of 445.1 (p-value=0.000). This provides a formal test of Proposition 9 under a single-index threshold-crossing model presented in Section 3.2. All estimations control for court by court entry year fixed effects and baseline controls listed in Bhuller *et al.* (2020), Table 1. Proposition B.6 shows that when the model includes court-by-year fixed effects, a linear relationship between P_1 and P_2 must exist within each court-by-year cell. For ease of illustration, we consider here the overall relationship.

6 Conclusion

Two-stage least squares (2SLS) is a common approach to causal inference. We have presented necessary and sufficient conditions for the 2SLS to identify a properly weighted sum of individual treatment effects when there are multiple treatments and arbitrary treatment effect heterogeneity. The conditions require in just-identified models that each instrument only affects one choice margin. In overidentified models, 2SLS identifies ordered treatment effects in a general threshold-crossing model conditional on an easily verifiable linearity condition. Whether 2SLS with multiple treatments should be used depends on the setting. Justifying its use in the presence of heterogeneous effects requires both running systematic empirical tests of the average conditional monotonicity and no-cross-effects conditions and a careful discussion of why the conditions are likely to hold.

References

- ACEMOGLU, DARON, & JOHNSON, SIMON. 2005. Unbundling institutions. *Journal of political Economy*, **113**(5), 949–995.
- ANGRIST, JOSHUA, LANG, DANIEL, & OREOPOULOS, PHILIP. 2009. Incentives and services for college achievement: Evidence from a randomized trial. *American Economic Journal: Applied Economics*, **1**(1), 136–63.
- ANGRIST, JOSHUA, HULL, PETER, & WALTERS, CHRISTOPHER R. 2022. Methods for Measuring School Effectiveness. *NBER WP No. 30803*.
- ANGRIST, JOSHUA D. 2006. Instrumental variables methods in experimental criminological research: what, why and how. *Journal of Experimental Criminology*, **2**, 23–44.
- ANGRIST, JOSHUA D., & IMBENS, GUIDO W. 1995. Two-Stage Least Squares Estimation of Average Causal Effects in Models with Variable Treatment Intensity. *Journal of the American Statistical Association*, **90**(430), 431–442.
- AUTOR, DAVID, MAESTAS, NICOLE, MULLEN, KATHLEEN J, STRAND, ALEXANDER, ET AL. 2015. Does delay cause decay? The effect of administrative decision time on the labor force participation and earnings of disability applicants. *NBER WP No. 20840*.
- BALKE, ALEXANDER, & PEARL, JUDEA. 1997. Bounds on treatment effects from studies with imperfect compliance. *Journal of the American statistical Association*, **92**(439), 1171–1176.
- BEHAGHEL, LUC, CREPON, BRUNO, & GURGAND, MARC. 2013. Robustness of the Encouragement Design in a Two-Treatment Randomized Control Trial. *IZA DP 7447*.
- BHULLER, MANUDEEP, DAHL, GORDON B., LØKEN, KATRINE V., & MOGSTAD, MAGNE. 2020. Incarceration, Recidivism, and Employment. *Journal of Political Economy*, **128**(4), 1269–1324.
- BLANDHOL, CHRISTINE, BONNEY, JOHN, MOGSTAD, MAGNE, & TORGOVITSKY, ALEXANDER. 2022. When is TSLS Actually LATE? *NBER WP No. 29709*.
- BOMBARDINI, MATILDE, & LI, BINGJING. 2020. Trade, pollution and mortality in China. *Journal of International Economics*, **125**, 103321.
- BORUSYAK, KIRILL, JARAVEL, XAVIER, & SPIESS, JANN. 2021. Revisiting event study designs: Robust and efficient estimation. *arXiv preprint arXiv:2108.12419*.
- CALLAWAY, BRANTLY, & SANT’ANNA, PEDRO HC. 2021. Difference-in-differences with multiple time periods. *Journal of Econometrics*, **225**(2), 200–230.

- CARNEIRO, PEDRO, HANSEN, KARSTEN T, & HECKMAN, JAMES J. 2003. Estimating distributions of treatment effects with an application to the returns to schooling and measurement of the effects of uncertainty on college choice. *International Economic Review*, **44**(2), 361–422.
- CHERNOZHUKOV, VICTOR, LEE, SOKBAE, & ROSEN, ADAM M. 2013. Intersection bounds: Estimation and inference. *Econometrica*, **81**(2), 667–737.
- CUNHA, FLAVIO, HECKMAN, JAMES J, & NAVARRO, SALVADOR. 2007. The identification and economic content of ordered choice models with stochastic thresholds. *International Economic Review*, **48**(4), 1273–1309.
- DE CHAISEMARTIN, CLÉMENT, & D’HAULTFOEUILLE, XAVIER. 2020. Two-way fixed effects estimators with heterogeneous treatment effects. *American Economic Review*, **110**(9), 2964–96.
- DE CHAISEMARTIN, CLÉMENT, & D’HAULTFOEUILLE, XAVIER. 2023. Two-way fixed effects regressions with several treatments. *Journal of Econometrics*, **236**(2).
- DOBBIE, WILL, GOLDIN, JACOB, & YANG, CRYSTAL S. 2018. The Effects of Pretrial Detention on Conviction, Future Crime, and Employment: Evidence from Randomly Assigned Judges. *American Economic Review*, **108**(2), 201–40.
- FARBMACHER, HELMUT, GUBER, RAPHAEL, & KLAASSEN, SVEN. 2022. Instrument validity tests with causal forests. *Journal of Business & Economic Statistics*, **40**(2), 605–614.
- FRANDSEN, BRIGHAM, LEFGREN, LARS, & LESLIE, EMILY. 2023. Judging Judge Fixed Effects. *American Economic Review*, **113**(1), 253–77.
- GALINDO, CAMILA. 2020. Empirical Challenges of Multivalued Treatment Effects. *Unpublished*.
- GOFF, LEONARD. 2020. A Vector Monotonicity Assumption for Multiple Instruments. *arXiv preprint arXiv:2009.00553*.
- GOLDSMITH-PINKHAM, PAUL, HULL, PETER, & KOLESÁR, MICHAL. 2022. Contamination bias in linear regressions. *NBER WP No. 30108*.
- GOODMAN-BACON, ANDREW. 2021. Difference-in-differences with variation in treatment timing. *Journal of Econometrics*, **225**(2), 254–277.
- GREENE, WILLIAM H, & HENSHER, DAVID A. 2010. *Modeling ordered choices: A primer*. Cambridge University Press.

- HECKMAN, JAMES J. 1979. Sample selection bias as a specification error. *Econometrica*, **47**(1), 153–161.
- HECKMAN, JAMES J, & PINTO, RODRIGO. 2018. Unordered monotonicity. *Econometrica*, **86**(1), 1–35.
- HECKMAN, JAMES J, & VYTLACIL, EDWARD J. 1999. Local Instrumental Variables and Latent Variable Models for Identifying and Bounding Treatment Effects. *Proceedings of the National Academy of Sciences*, **96**(8), 4730–4734.
- HECKMAN, JAMES J, & VYTLACIL, EDWARD J. 2005. Structural Equations, Treatment Effects, and Econometric Policy Evaluation. *Econometrica*, **73**(3), 669–738.
- HECKMAN, JAMES J, & VYTLACIL, EDWARD J. 2007. Econometric evaluation of social programs, part II: Using the marginal treatment effect to organize alternative econometric estimators to evaluate social programs, and to forecast their effects in new environments. *Handbook of Econometrics*, **6**, 4875–5143.
- HECKMAN, JAMES J., URZUA, SERGIO, & VYTLACIL, EDWARD. 2008. Instrumental Variables in Models with Multiple Outcomes: the General Unordered Case. *Annales d’Economie et de Statistique*, 151–174.
- HEINESSEN, ESKIL, HVID, CHRISTIAN, KIRKEBØEN, LARS JOHANNESSEN, LEUVEN, EDWIN, & MOGSTAD, MAGNE. 2022. Instrumental Variables with Unordered Treatments: Theory and Evidence from Returns to Fields of Study. *NBER WP No. 30574*.
- HUMPHRIES, JOHN ERIC, OUSS, AURÉLIE, STEVENSON, MEGAN, STAVREVA, KAMELIA, & VAN DIJK, WINNIE. 2023. Conviction, Incarceration, and Recidivism: Understanding the Revolving Door. *SSRN ID No. 4507597*.
- IMBENS, GUIDO W, & ANGRIST, JOSHUA D. 1994. Identification and Estimation of Local Average Treatment Effects. *Econometrica*, **62**(2), 467–475.
- JAEGER, DAVID A, RUIST, JOAKIM, & STUHLER, JAN. 2018. Shift-share instruments and the impact of immigration. *NBER WP No. 24285*.
- KAMAT, VISHAL, NORRIS, SAMUEL, & PECENCO, MATTHEW. 2023a. *Conviction, Incarceration, and Policy Effects in the Criminal Justice System*.
- KAMAT, VISHAL, NORRIS, SAMUEL, & PECENCO, MATTHEW. 2023b. Identification in Multiple Treatment Models under Discrete Variation. *arXiv preprint arXiv:2307.06174*.
- KIRKEBOEN, LARS J., LEUVEN, EDWIN, & MOGSTAD, MAGNE. 2016. Field of Study, Earnings, and Self-Selection. *Quarterly Journal of Economics*, **131**(3), 1057–1111.

- KITAGAWA, TORU. 2015. A test for instrument validity. *Econometrica*, **83**(5), 2043–2063.
- KLINE, PATRICK, & WALTERS, CHRISTOPHER R. 2016. Evaluating public programs with close substitutes: The case of Head Start. *Quarterly Journal of Economics*, **131**(4), 1795–1848.
- KOLESÁR, MICHAL. 2013. *Estimation in An Instrumental Variables Model with Treatment Effect Heterogeneity*. Tech. rept.
- LEE, SOKBAE, & SALANIÉ, BERNARD. 2018. Identifying effects of multivalued treatments. *Econometrica*, **86**(6), 1939–1963.
- LEE, SOKBAE, & SALANIÉ, BERNARD. 2023. Filtered and Unfiltered Treatment Effects with Targeting Instruments. *arXiv preprint arXiv:2007.10432*.
- MOGSTAD, MAGNE, TORGOVITSKY, ALEXANDER, & WALTERS, CHRISTOPHER R. 2021. The Causal Interpretation of Two-Stage Least Squares with Multiple Instrumental Variables. *American Economic Review*, 3663–3698.
- MOGSTAD, MAGNE, TORGOVITSKY, ALEXANDER, & WALTERS, CHRISTOPHER R. forthcoming. Policy evaluation with multiple instrumental variables. *Journal of Econometrics*.
- MOUNTJOY, JACK. 2022. Community colleges and upward mobility. *American Economic Review*, **112**(8), 2580–2630.
- MOURIFIÉ, ISMAEL, & WAN, YUANYUAN. 2017. Testing local average treatment effect assumptions. *Review of Economics and Statistics*, **99**(2), 305–313.
- MUELLER-SMITH, MICHAEL. 2015. The Criminal and Labor Market Impacts of Incarceration. *Working Paper*.
- NORRIS, SAMUEL, PECENCO, MATTHEW, & WEAVER, JEFFREY. 2021. The effects of parental and sibling incarceration: Evidence from ohio. *American Economic Review*, **111**(9), 2926–63.
- PERSSON, TORSTEN, & TABELLINI, GUIDO. 2004. Constitutional rules and fiscal policy outcomes. *American Economic Review*, **94**(1), 25–45.
- PINTO, RODRIGO. 2021. Beyond intention to treat: Using the incentives in moving to opportunity to identify neighborhood effects. *Working Paper*.
- ROHLFS, CHRIS. 2006. The government’s valuation of military life-saving in war: A cost minimization approach. *American Economic Review*, **96**(2), 39–44.

- ROSE, EVAN K, & SHEM-TOV, YOTAM. 2021a. How does incarceration affect reoffending? estimating the dose-response function. *Journal of Political Economy*, **129**(12), 3302–3356.
- ROSE, EVAN K, & SHEM-TOV, YOTAM. 2021b. On Recoding Ordered Treatments as Binary Indicators. *arXiv preprint arXiv:2111.12258*.
- SŁOCZYŃSKI, TYMON. 2020. When should we (not) interpret linear IV estimands as LATE? *arXiv preprint arXiv:2011.06695*.
- SUN, LIYANG, & ABRAHAM, SARAH. 2021. Estimating dynamic treatment effects in event studies with heterogeneous treatment effects. *Journal of Econometrics*, **225**(2), 175–199.
- SUN, ZHENTING. 2023. Instrument validity for heterogeneous causal effects. *Journal of Econometrics*, **237**(2).
- VYTLACIL, EDWARD. 2002. Independence, monotonicity, and latent index models: An equivalence result. *Econometrica*, **70**(1), 331–341.

A Appendix: Proofs

In the proofs below we consider the general case with n treatments: $T \in \{0, 1, \dots, n\}$. We use the notation $v_s(Z) \equiv \begin{bmatrix} s_1(Z) & \dots & s_n(Z) \end{bmatrix}'$ to capture the vector of potential treatment indicator of response type $s \in \mathcal{S}$. Our main results use the following Lemma.

Lemma A.1. *Under Assumptions 1 and 2, $\beta^{2SLS} = E[w^S \beta^S]$ where for $s \in \mathcal{S}$*

$$w^s \equiv \text{Var}(P)^{-1} \text{Cov}(P, v_s(Z)) \text{ and } \beta^s \equiv E[\beta \mid S = s].$$

Proof. We have

$$\begin{aligned} \text{Cov}(P, Y) &= E[(P - E[P])(Y - E[Y])] \\ &= E[(P - E[P])Y] \\ &= E[E[(P - E[P])Y \mid Z, S]] \\ &= E[(P - E[P])E[Y \mid Z, S]] \\ &= E[(P - E[P])E[Y(0) + v_S(Z)\beta \mid Z, S]] \\ &= E[(P - E[P])(E[Y(0) \mid S] + v_S(Z)E[\beta \mid S])] \\ &= E[(P - E[P])v_S(Z)E[\beta \mid S]] \\ &= E[\text{Cov}(P, v_S(Z) \mid S)E[\beta \mid S]] \end{aligned}$$

where $v_s(Z) \equiv \begin{bmatrix} s_1(Z) & \dots & s_n(Z) \end{bmatrix}'$. The third equality uses the law of iterated expectations. The fourth equality uses that P is a deterministic function of Z . The sixth and the seventh equality invokes Assumption 1.¹ Thus $\beta^{2SLS} = E[w^S \beta^S]$ where $w^s \equiv \text{Var}(P)^{-1} \text{Cov}(P, v_s(Z))$ and $\beta^s \equiv E[\beta \mid S = s]$. \square

Proof. (Proposition 1). By Lemma A.1, $\beta^{2SLS} = E[w^S \beta^S]$ where $w^s \equiv \text{Var}(P)^{-1} \text{Cov}(P, v_s(Z))$. Thus $\beta_1^{2SLS} = E[w_1^S \beta_1^S + \dots + w_n^S \beta_n^S]$ where w_k^s is the k th element in the first row of w^s . The parameter w_k^s equals the coefficient on P_1 in a regression of $s_k(Z)$ on P . Applying the Frisch-Waugh-Lovell theorem, we thus get

$$w_k^s = \frac{\text{Cov}(\tilde{P}_1, s_k(Z))}{\text{Var}(\tilde{P}_1)}$$

¹The seventh equality also relies on the law of iterated expectations. In particular

$$\begin{aligned} E[(P - E[P])E[Y(0) \mid S]] &= E[E[(P - E[P])E[Y(0) \mid S] \mid S]] \\ &= E[(E[P \mid S] - E[P])E[Y(0) \mid S]] \\ &= E[(E[P] - E[P])E[Y(0) \mid S]] \\ &= 0 \end{aligned}$$

where \tilde{P}_1 is the residual in a regression of P_1 on $\{P_2, \dots, P_n\}$. \square

Proof. (Corollary 1). We have

$$\begin{aligned} \mathbb{E}[\text{Cov}(P, v_S(Z) \mid S)] &= \text{Cov}(P, \mathbb{E}[v_S(Z) \mid Z]) \\ &= \text{Cov}(P, \mathbb{E}[D \mid Z]) \\ &= \text{Var}(P) \end{aligned}$$

where $v_s(Z) \equiv \begin{bmatrix} s_1(Z) & \dots & s_n(Z) \end{bmatrix}'$. The first equality uses the distributive property of covariances of sums. The third equality uses that, by a standard property of linear projections, $\text{Cov}(Z, D - P) = 0$. This property implies $\text{Cov}(Z, P) = \text{Cov}(Z, D) = \text{Cov}(Z, \mathbb{E}[D \mid Z])$ which gives $\text{Cov}(P, \mathbb{E}[D \mid Z]) = \text{Cov}(P, P) = \text{Var}(P)$ since P is a linear function of Z .² Thus $\mathbb{E}[w^S] = I_2$ where I_2 is the 2×2 identity matrix. \square

Proof. (Corollary 2). By Proposition 1

$$w_1^s \geq 0 \Leftrightarrow \text{Cov}(\tilde{P}_1, s_1(Z)) \geq 0 \Leftrightarrow \mathbb{E}[\tilde{P}_1 \mid s_1(Z) = 1] \geq \mathbb{E}[\tilde{P}_1 \mid s_1(Z) = 0]$$

\square

Proof. (Corollary 3). By Proposition 1

$$w_2^s = 0 \Leftrightarrow \text{Cov}(\tilde{P}_1, s_2(Z)) = 0 \Leftrightarrow \mathbb{E}[\tilde{P}_1 \mid s_2(Z) = 1] = \mathbb{E}[\tilde{P}_1 \mid s_2(Z) = 0]$$

\square

Proof. (Proposition 2). Assumption 4 is equivalent to $\text{Cov}(\tilde{P}_1, s_2(Z)) = 0$ for all $s \in \mathcal{S}$. We have

$$\text{Cov}(\tilde{P}_1, s_2(Z)) = \text{Cov}(P_1, s_2(Z)) - \frac{\text{Cov}(P_1, P_2)}{\text{Var}(P_2)} \text{Cov}(P_2, s_2(Z))$$

Thus, Assumption 4 implies $\text{Cov}(P_1, s_2(Z)) = \rho \text{Cov}(P_2, s_2(Z))$ for all $s \in \mathcal{S}$ with $\rho \equiv \text{Cov}(P_1, P_2) / \text{Var}(P_2)$. To prove the other direction of the equivalence, assume $\text{Cov}(P_1, s_2(Z)) = \rho \text{Cov}(P_2, s_2(Z))$ for all $s \in \mathcal{S}$. Applying the law of iterated expectation and using that $P \perp S$, we get $\text{Cov}(P_1, D_2) = \rho \text{Cov}(P_2, D_2)$. By a standard property of linear projections, $\text{Cov}(Z, P - D) = 0$. Since P is a linear transformation

²By the law of iterated expectations

$$\begin{aligned} \text{Cov}(Z, D) &= \mathbb{E}[ZD] - \mathbb{E}[Z] \mathbb{E}[D] \\ &= \mathbb{E}[\mathbb{E}[ZD \mid Z]] - \mathbb{E}[Z] \mathbb{E}[\mathbb{E}[D \mid Z]] \\ &= \mathbb{E}[Z \mathbb{E}[D \mid Z]] - \mathbb{E}[Z] \mathbb{E}[\mathbb{E}[D \mid Z]] \\ &= \text{Cov}(Z, \mathbb{E}[D \mid Z]) \end{aligned}$$

of Z , we further get $\text{Cov}(P, P - D) = 0 \Rightarrow \text{Var}(P) = \text{Cov}(P, D)$. We thus have

$$\rho = \frac{\text{Cov}(P_1, D_2)}{\text{Cov}(P_2, D_2)} = \frac{\text{Cov}(P_1, P_2)}{\text{Var}(P_2)}$$

which gives

$$\text{Cov}(\tilde{P}_1, s_2(Z)) = \text{Cov}(P_1, s_2(Z)) - \frac{\text{Cov}(P_1, P_2)}{\text{Var}(P_2)} \text{Cov}(P_2, s_2(Z)) = 0$$

□

Proof. (Corollary 4). This result follows immediately from Corollaries 2–3. □

In our remaining proofs, we will also refer to the following corollary of Lemma A.1.

Corollary A.1. *2SLS assigns proper weights under Assumptions 1–2 if and only if $w^s \equiv \text{Var}(P)^{-1} \text{Cov}(P, v_s(Z))$ is a non-negative diagonal matrix for all $s \in \mathcal{S}$.*

Proof. The diagonal elements of w^s correspond to the weights on β_k^s in $\beta_k^{2\text{SLS}}$ for $k \in \{1, \dots, n\}$. Assumption 3 requires these weights to be non-negative. The non-diagonal elements of w^s correspond to the weights on β_l^s in $\beta_l^{2\text{SLS}}$ for $l \neq k$. Assumption 4 requires these weights to be zero. □

Proof. (Proposition 3.) For $k \in \{1, \dots, n\}$, we have

$$\begin{aligned} \text{Cov}(P, \mathbf{1}_{y \leq Y \leq y'} D_k) &= \text{Cov}(P, \mathbf{1}_{y \leq Y(k) \leq y'} D_k) \\ &= \text{E}[\text{Cov}(P, \mathbf{1}_{y \leq Y(k) \leq y'} D_k \mid S)] \\ &= \text{E}[\text{Cov}(P, \mathbf{1}_{y \leq Y(k) \leq y'} S_k(Z) \mid S)] \\ &= \text{E}[\text{Cov}(P, S_k(Z) \mid S) \Pr[y \leq Y(k) \leq y' \mid S]] \end{aligned}$$

where the second equality uses the law of iterated expectations and $P \perp S$. The fourth equality invokes Assumption 1. Thus

$$\text{Var}(P)^{-1} \text{Cov}(P, \mathbf{1}_{y \leq Y \leq y'} D) = \text{E}[w^S c^S]$$

where $w^s \equiv \text{Var}(P)^{-1} \text{Cov}(P, v_s(Z))$ and c^s is a non-negative matrix.³ If 2SLS assigns proper weights, then w^s is non-negative diagonal for all $s \in \mathcal{S}$ by Corollary A.1. We thus must have that $\text{E}[w^S c^S]$ is also a non-negative diagonal matrix. □

Proof. (Proposition 4). Assume Assumptions 3 and 4 hold. Then $\text{Var}(P)^{-1} \text{Cov}(P, v_s(Z))$ is a non-negative diagonal matrix for all $s \in \mathcal{S}$. Since $Z \perp X \mid S$, we have

$$\text{Cov}(P, v_s(Z) \mid X = 1) = \text{Cov}(P, v_s(Z))$$

³The k th column of the matrix c_s is a vector with n entries, all equal to $\Pr[y \leq Y(k) \leq y' \mid S = s] \geq 0$.

for each response type s present in the subsample $X = 1$ where $v_s(Z) \equiv \begin{bmatrix} s_1(Z) & \dots & s_n(Z) \end{bmatrix}'$. Furthermore, $\text{Var}(P | X = 1) = \text{Var}(P)$. Thus

$$\text{Var}(P | X = 1)^{-1} \text{Cov}(P, v_s(Z) | X = 1) = \text{Var}(P)^{-1} \text{Cov}(P, v_s(Z))$$

is also non-negative diagonal. Noting that $\text{Cov}(P, v_s(Z) | X = 1) = \text{Cov}(P, D | X = 1, S = s)$, we then have that

$$\text{Var}(P | X = 1)^{-1} \text{Cov}(P, D | X = 1) = \text{E} \left[\text{Var}(P | X = 1)^{-1} \text{Cov}(P, D | X = 1, S) \right]$$

is a non-negative diagonal matrix.⁴ \square

To prove Proposition 5, the following lemma is useful.

Lemma A.2. *When $n=m$, 2SLS assigns proper weights if and only if for all s , k , and l*

$$\frac{\text{Cov}(Z_k, s_l(Z))}{\text{Cov}(Z_k, D_l)} = \frac{\text{Cov}(Z_l, s_l(Z))}{\text{Cov}(Z_l, D_l)} \geq 0$$

Proof. By Corollary A.1, the 2SLS assigns proper weights if and only if the matrix $w^s = \text{Var}(P)^{-1} \text{Cov}(P, v_s(Z))$ is non-negative diagonal for all s where $v_s(Z) \equiv \begin{bmatrix} s_1(Z) & \dots & s_n(Z) \end{bmatrix}'$. When $n = m$, we can simplify to

$$w^s = \text{Cov}(Z, D)^{-1} \text{Cov}(Z, v_s(Z)) \Rightarrow \text{Cov}(Z, D) w^s = \text{Cov}(Z, v_s(Z))$$

Thus, for all s , k , and l , $\text{Cov}(Z_k, D_l) w_{sl} = \text{Cov}(Z_k, s_l(Z))$ where $w_{sl} \geq 0$ is the l th diagonal element of w^s . \square

Proof. (Proposition 5). Consider a treatment k . Defining $\pi_l \equiv \Pr[V = l]$, we have

$$\begin{aligned} \text{Cov}(Z_l, s_k(V)) &= (\Pr[s_k(V) = 1 | V = l] - \Pr[s_k(V) = 1 | V \neq l]) \Pr[V = l] \Pr[V \neq l] \\ &= \left(s_k(l) - \sum_{r \neq l} \frac{\pi_r s_k(r)}{1 - \pi_l} \right) \pi_l (1 - \pi_l) \\ &= \left(s_k(l) - \sum_r \pi_r s_k(r) \right) \pi_l \\ &= (s_k(l) - \text{E}[s_k(V)]) \pi_l \end{aligned}$$

⁴ $\text{E}[\text{Cov}(P, D | X = 1, S)] = \text{E}[\text{E}[PD | X = 1, S]] - \text{E}[\text{E}[P | X = 1, S] \text{E}[D | X = 1, S]]$
 $= \text{E}[PD | X = 1] - \text{E}[\text{E}[P | X = 1] \text{E}[D | X = 1, S]]$
 $= \text{E}[PD | X = 1] - \text{E}[P | X = 1] \text{E}[D | X = 1]$
 $= \text{Cov}(P, D | X = 1)$

where the second equality uses the law of iterated expectation and that $P \perp S$.

By Lemma A.2, for all l and r , we must have that

$$\frac{(s_k(l) - E[s_k(V)]) \pi_l}{\text{Cov}(Z_l, D_k)} = \frac{(s_k(r) - E[s_k(V)]) \pi_r}{\text{Cov}(Z_r, D_k)} \geq 0$$

is constant across s . These equations are satisfied for *never- k -takers*—agents with $s_k(l) = 0$ for all l —and *always- k -takers*—agents with $s_k(l) = 1$ for all l . Beyond never- k -takers and always- k -takers, there can only be one response type for treatment indicator k . To see this, assume response types s and s' are neither never- k -takers nor always- k -takers. We then must have $s_k(l) = s_k(r) \Rightarrow \text{Cov}(Z_l, D_k) \pi_r = \text{Cov}(Z_r, D_k) \pi_l \Rightarrow s'_k(l) = s'_k(r)$. Thus, either $s_k(l) = s'_k(l)$ or $s_k(l) = 1 - s'_k(l)$ for all l . The latter case is not possible since $s_k(l) - E[s_k(V)]$ and $s'_k(l) - E[s'_k(V)]$ will then have opposite signs. Thus $s_k(l) = s'_k(l)$ for all l . Since, for all treatments k , there must exist at least one response type that is neither an always- k -taker nor a never- k -taker for the rank condition (Assumption 2) to hold and $n = m$, the response type for treatment k must have $s_k(l) = 1$ for exactly one l . This defines a one-to-one mapping $f : \{0, 1, \dots, n\} \rightarrow \{0, 1, \dots, n\}$ such that, for all k , the only non-trivial response type for treatment indicator k is defined by $s_k(v) = 1 \Leftrightarrow f(v) = k$. \square

Proof. (Corollary 5). This result follows directly from Proposition 5. \square

Proof. (Proposition 6). Assume Assumptions 3 and 4 hold. Let $y \leq y'$ and assume $X \in \{0, 1\}$ with $Z \perp (X, S)$. We want to show that $\text{Var}(Z)^{-1} \text{Cov}(Z, \mathbf{1}_{y \leq Y \leq y'} D)$ and $\text{Var}(Z | X = 1)^{-1} \text{Cov}(Z, D | X = 1)$ are non-negative diagonal. Let a_k denote the share of always- k -takers and b_k the share of agents selecting treatment k if and only if $Z_k = 1$ in the population. By Proposition 5, these are the only possible response types for treatment k (when we maintain Assumption 5). Predicted treatments based on the instruments Z thus equals $P = a + bZ$ where $a \equiv (a_1, \dots, a_n)'$ and b is a diagonal matrix with diagonal elements b_k . By Propositions 3 and 4, the following matrices must be non-negative diagonal

$$\begin{aligned} \text{Var}(P)^{-1} \text{Cov}(P, \mathbf{1}_{y \leq Y \leq y'} D) &= \text{Var}(bZ)^{-1} \text{Cov}(bZ, \mathbf{1}_{y \leq Y \leq y'} D) \\ &= b^{-1} \text{Var}(Z)^{-1} \text{Cov}(Z, \mathbf{1}_{y \leq Y \leq y'} D) \end{aligned}$$

$$\begin{aligned} \text{Var}(P | X = 1)^{-1} \text{Cov}(P, D | X = 1) &= \text{Var}(bZ | X = 1)^{-1} \text{Cov}(bZ, D | X = 1) \\ &= b^{-1} \text{Var}(Z | X = 1)^{-1} \text{Cov}(Z, D | X = 1) \end{aligned}$$

Since b^{-1} is non-negative diagonal, we then get that $\text{Var}(Z)^{-1} \text{Cov}(Z, \mathbf{1}_{y \leq Y \leq y'} D)$ and $\text{Var}(Z | X = 1)^{-1} \text{Cov}(Z, D | X = 1)$ are also non-negative diagonal. \square

Proof. (Proposition 7). We first show that indirect utilities of the stated form satisfy the assumptions in Proposition 5 required for 2SLS to assign proper weights. We need to show that (i) a response type never selects k unless she selects it at $V = k$ and (ii) a response type that selects k when $V = l \neq k$ always selects k . To show (i), assume s selects $l \neq k$ when $V = k$. Then $I_{ls}(k) = u_{ls} > I_{ks}(k) = u_{ks} + \mu_{ks}$. Since $\mu_{ks} \geq 0$, we must then have $I_{ls}(v) > I_{ks}(v)$ for all v —response type s never selects k . To show (ii), assume s selects k when $V = l \neq k$. Then $I_{ks}(l) = u_{ks} > 0 = I_{0s}(l)$. Thus $I_{ks}(v) > I_{0s}(v) = 0$ for all v . By the last stated property of the indirect utilities in the proposition, we must then have $I_{rs}(v) < I_{0s}(v) = 0$ for all v and $r \notin \{0, k\}$. Thus k is always selected. To prove the other direction of the equivalence, assume that 2SLS assigns proper weights. We want to show that choice behavior can be described by indirect utilities of the form given in the proposition. To do this, define indirect utilities $I_{ks}(v) = u_{ks} + \mu_{ks} \mathbf{1}[v = k]$ where

$$(u_{ks}, \mu_{ks}) = \begin{cases} (1, 0) & \text{if } s \text{ always selects } k \\ (-1, 0) & \text{if } s \text{ never selects } k \\ (-1, 2) & \text{if } s \text{ selects } k \text{ if and only if } V = k \end{cases}$$

By Proposition 5, these cases cover all possible response types when 2SLS assigns proper weights. It is straightforward to verify that $s(v) = \arg \max_k I_{ks}(v)$ with these values of u_{ks} and μ_{ks} . Note that no response type is ever indifferent, so $\arg \max_k I_{ks}(v)$ is indeed a singleton. The indirect utilities also satisfy $I_{ks}(v) > I_{0s}(v) \Rightarrow I_{ls}(v) < I_{0s}(v)$ for $l \notin \{0, k\}$: We only have $I_{ks}(v) > 0 = I_{0s}(v)$ when s selects k at $V = v$. In that case l is not selected at $V = v$ and $I_{ls}(v) = -1 < 0 = I_{0s}(v)$. \square

Proof. (Proposition 8). We first show that indirect utilities of the stated form satisfy the assumptions in Proposition 5 required for 2SLS to assign proper weights. Under ordered treatment effects, we have $s_k(v) = \mathbf{1}[s(v) \geq k]$. The required conditions are thus that, for each k , a response type s either always selects k or above, never selects k or above, or selects k or above if and only if $V = k$. These conditions together imply that s either always select the same treatment or selects treatment k if $V = k$ and treatment $k - 1$ if $V \neq k$ for some k .

Assume s selects $k - 1$ when $V = 0$. Thus $u_{k-1,s} > u_{ls}$ for all $l \neq k - 1$. We need to show that (i) s always selects $k - 1$ when $V \neq k$ and (ii) s selects either k or $k - 1$ when $V = k$. To show (i), consider first the case when $V = r < k$. Then $I_{k-1,s}(r) = u_{k-1,s} + \mu_{rs}$ is still the largest indirect utility, so $k - 1$ is still selected. Now, consider the case when $V = r > k$. Then, $I_{k-1,s}(r) = u_{k-1,s} > u_{ks} = I_{ks}(r)$ and $I_{k-1,s}(r) = u_{k-1,s} > u_{k-2,s} = I_{k-2,s}(r)$. Informally, there is a “peak” at treatment $k - 1$. By single-peakedness, $I_{k-1,s}(r)$ must then be the largest indirect utility when $V = r$. Thus s always selects $k - 1$ when $V \neq k$. To show (ii), assume that $r \neq k$ is selected

when $V = k$. Since $V = k$ only increases the utility of treatment k and above we must have $r \geq k - 1$. If $r > k$, then $I_{rs}(k) = u_{rs} + \mu_{ks} > u_{ks} + \mu_{ks} = I_{ks}(k) \Rightarrow u_{rs} > u_{ks}$. But then $I_{rs}(0) > I_{ks}(0)$ and $I_{k-1,s}(0) > I_{ks}(0)$, violating single-peakedness at $V = 0$. Thus, we must have $r = k - 1$.

To prove the other direction of the equivalence, assume that 2SLS assigns proper weights. We want to show that choice behavior can be described by indirect utilities of the form given in the proposition. To do this, define indirect utilities $I_{ks}(v) = u_{ks} + \mu_{vs} \mathbf{1}[k \geq v]$ where

$$(u_{ks}, \mu_{ks}) = \begin{cases} (1, 0) & \text{if } s \text{ selects } k \text{ when } V = 0 \\ (-1, 0) & \text{if } s \text{ never selects } k \\ (0, 2) & \text{if } s \text{ selects } k \text{ if } V = k \text{ and } k - 1 \text{ otherwise} \end{cases}$$

These cases cover all possible response types when 2SLS assigns proper weights: As argued above, under ordered treatment effects, the conditions in Proposition 5 require that each a response type either always select the same treatment or selects treatment k if $V = k$ and treatment $k - 1$ if $V \neq k$ for some k . It is straightforward to verify that $s(v) = \arg \max_k I_{ks}(v)$ with these values of u_{ks} and μ_{ks} . Note that no response type is ever indifferent, so $\arg \max_k I_{ks}(v)$ is indeed a singleton.

We now verify that the indirect utilities given above are always single peaked. First, consider the case when response type s always selects treatment k . Then $I_{ks}(v) = 1$ and $I_{ls}(v) = -1$ for all v and $l \neq k$ and the response type's preferences have a single peak at k . Second, consider the case when response type s selects k if $V = k$ and $k - 1$ otherwise. We have $I_{ks}(k) = 2$, $I_{k-1,s}(k) = 1$, $I_{ls}(k) = 1$ for $l > k$, and $I_{ls}(k) = -1$ for $l < k - 1$. Thus preferences have a single peak at treatment k when $V = k$. Moreover, for $l \neq k$ we have $I_{k-1,s}(l) = 1$, $I_{ks}(l) = 0$, and $I_{rs}(l) = -1$ for $r \notin \{k, k - 1\}$. Thus preferences have a single peak (at treatment $k - 1$) also when $V = l \neq k$. □

Proof. (Proposition 9). This result follows directly from Proposition B.9. □

Proof. (Corollary B.1). This result follows directly from Proposition 5. □

Proof. (Proposition B.1). We have

$$\begin{aligned}
\text{Cov}(\ddot{P}, \ddot{Y}) &= \mathbb{E}[\ddot{P}\ddot{Y}] - \mathbb{E}[\ddot{P}] \mathbb{E}[\ddot{Y}] \\
&= \mathbb{E}[\ddot{P}\ddot{Y}] \\
&= \mathbb{E}[\ddot{P}Y] \\
&= \mathbb{E}[\mathbb{E}[\ddot{P}Y \mid Z, X, S]] \\
&= \mathbb{E}[\ddot{P} \mathbb{E}[Y \mid Z, X, S]] \\
&= \mathbb{E}[\ddot{P} (\mathbb{E}[\alpha \mid X, S] + v_S(Z) \mathbb{E}[\beta \mid X, S])] \\
&= \mathbb{E}[\ddot{P} v_S(Z) \mathbb{E}[\beta \mid X, S]] \\
&= \mathbb{E}[\text{Cov}(\ddot{P}, v_S(Z) \mid X, S) \mathbb{E}[\beta \mid X, S]]
\end{aligned}$$

where $v_s(Z) \equiv [s_1(Z) \ \dots \ s_n(Z)]'$. The second equality uses that $\mathbb{E}[\ddot{P}] = 0$. The third equality uses that

$$\mathbb{E}[\ddot{P}\ddot{Y}] = \mathbb{E}[\ddot{P}Y] - \mathbb{E}[\ddot{P} \mathbb{E}[Y \mid X]]$$

and, using $\mathbb{E}[\ddot{P} \mid X] = 0$ and the law of iterated expectations

$$\begin{aligned}
\mathbb{E}[\ddot{P} \mathbb{E}[Y \mid X]] &= \mathbb{E}[\mathbb{E}[\ddot{P} \mathbb{E}[Y \mid X] \mid X]] \\
&= \mathbb{E}[\mathbb{E}[Y \mid X] \mathbb{E}[\ddot{P} \mid X]] = 0
\end{aligned}$$

The fourth equality applies the law of iterated expectations. The sixth equality uses

$$\begin{aligned}
\mathbb{E}[Y \mid Z, X, S] &= \mathbb{E}[\alpha + D\beta \mid Z, X, S] \\
&= \mathbb{E}[\alpha + v_S(Z)\beta \mid Z, X, S] \\
&= \mathbb{E}[\alpha \mid X, S] + v_S(Z) \mathbb{E}[\beta \mid X, S]
\end{aligned}$$

where the third equality invokes the conditional independence assumption. The seventh equality uses $\mathbb{E}[\ddot{P} \mid X] = 0$ combined with the law of iterated expectations.⁵ We thus

⁵In particular,

$$\begin{aligned}
\mathbb{E}[\ddot{P} \mathbb{E}[\alpha \mid X, S]] &= \mathbb{E}[\mathbb{E}[\ddot{P} \mathbb{E}[\alpha \mid X, S] \mid X, S]] \\
&= \mathbb{E}[\mathbb{E}[\alpha \mid X, S] \mathbb{E}[\ddot{P} \mid X, S]] \\
&= \mathbb{E}[\mathbb{E}[\alpha \mid X, S] \mathbb{E}[\ddot{P} \mid X]] \\
&= 0
\end{aligned}$$

where the third equality uses Assumption B.1.

have

$$\beta^{2SLS} = \text{Var}(\ddot{P})^{-1} \text{Cov}(\ddot{P}, \ddot{Y}) = \text{E}[w^{S,X} \beta^{S,X}]$$

where $w^{s,x} \equiv \text{Var}(\ddot{P})^{-1} \text{Cov}(\ddot{P}, v_s(Z) \mid X = x)$ and $\beta^{s,x} \equiv (\beta_1^{s,x}, \dots, \beta_n^{s,x})^T \equiv \text{E}[\beta \mid S = s, X = x]$. \square

Proof. (Proposition B.2). For $k \in \{1, \dots, n\}$, we have

$$\begin{aligned} \text{Cov}(\ddot{P}, \mathbf{1}_{y \leq Y \leq y'} D_k) &= \text{Cov}(\ddot{P}, \mathbf{1}_{y \leq Y(k) \leq y'} D_k) \\ &= \text{E}[\ddot{P} \mathbf{1}_{y \leq Y(k) \leq y'} D_k] \\ &= \text{E}[\text{E}[\ddot{P} \mathbf{1}_{y \leq Y(k) \leq y'} D_k \mid S, X]] \\ &= \text{E}[\text{E}[\ddot{P} \mathbf{1}_{y \leq Y(k) \leq y'} S_k(Z) \mid S, X]] \\ &= \text{E}[\text{E}[\ddot{P} S_k(Z) \mid S, X] \Pr[y \leq Y(k) \leq y' \mid S, X]] \\ &= \text{E}[\text{Cov}(\ddot{P}, S_k(Z) \mid S, X) \Pr[y \leq Y(k) \leq y' \mid S, X]] \end{aligned}$$

where the second equality uses $\text{E}[\ddot{P}] = 0$, the third equality uses the law of iterated expectations, and the fifth equality applies Assumption B.1. The last equality uses $\text{E}[\ddot{P} \mid S, X] = \text{E}[\ddot{P} \mid X] = 0$. Thus

$$\text{Var}(\ddot{P})^{-1} \text{Cov}(\ddot{P}, \mathbf{1}_{y \leq Y \leq y'} D) = \text{E}[w^{S,X} c^{S,X}]$$

where $w^{s,x} \equiv \text{Var}(\ddot{P})^{-1} \text{Cov}(\ddot{P}, v_s(Z) \mid X = x)$ and $c^{s,x}$ is a non-negative matrix.⁶ If 2SLS assigns proper weights then $w^{s,x}$ is non-negative diagonal for all s and x by Proposition B.1. We thus have that $\text{E}[w^{S,X} c^{S,X}]$ is also a non-negative diagonal matrix. \square

Proof. (Proposition B.3). Assume 2SLS assigns proper weights. We then have that

$$\begin{aligned} w^{s,x} &= \text{Var}(\ddot{P})^{-1} \text{Cov}(\ddot{P}, v_s(Z) \mid X = x) \\ &= \text{Var}(\ddot{P})^{-1} \text{Cov}(\ddot{P}, v_s(Z) \mid W = 1, X = x) \\ &= \text{Var}(\ddot{P})^{-1} \text{Cov}(\ddot{P}, D \mid W = 1, X = x, S = s) \end{aligned}$$

⁶The k th column of $c^{s,x}$ is a vector with n entries, all equal to $\Pr[y \leq Y(k) \leq y' \mid S = s, X = x]$.

is non-negative diagonal for all x and s . The second equation uses $Z \perp W \mid S, X$. Thus,

$$\begin{aligned} \mathbb{E}[w^{S,X}] &= \text{Var}(\ddot{P})^{-1} \mathbb{E}[\text{Cov}(\ddot{P}, D \mid W = 1, X, S)] \\ &= \text{Var}(\ddot{P})^{-1} \text{Cov}(\ddot{P}, D \mid W = 1) \\ &= \text{Var}(\ddot{P})^{-1} \text{Cov}(\ddot{P}, \ddot{D} \mid W = 1) \end{aligned}$$

is non-negative diagonal.⁷ □

Proof. (Proposition B.4). Under Assumptions B.1–B.4, we have

$$\begin{aligned} w^{s,x} &= \text{Var}(\ddot{P})^{-1} \text{Cov}(\ddot{P}, v_s(Z) \mid X = x) \\ &= a_x \text{Var}(\ddot{P} \mid X = x)^{-1} \text{Cov}(\ddot{P}, v_s(Z) \mid X = x) \\ &= a_x \text{Var}(P_X + E[D \mid X] \mid X = x)^{-1} \text{Cov}(P_X + E[D \mid X], v_s(Z) \mid X = x) \\ &= a_x \text{Var}(P_X \mid X = x)^{-1} \text{Cov}(P_X, v_s(Z) \mid X = x) \end{aligned}$$

where $v_s(Z) \equiv [s_1(Z) \dots s_n(Z)]'$. The result then follows by an application of Proposition 5 on each subsample $X = x$. The permutation f must be the same across values of X since Assumption B.4 requires that $\mathbb{E}[D \mid Z, X] = \gamma Z + \phi_X$, i.e., the relationship between Z and D can not differ across X . □

Proof. (Proposition B.5). As shown in the proof of Proposition B.4, we have

$$w^{s,x} = a_x \text{Var}(P_X \mid X = x)^{-1} \text{Cov}(P_X, v_s(Z) \mid X = x)$$

under Assumptions B.1–B.4 where $v_s(Z) \equiv [s_1(Z) \dots s_n(Z)]'$. The result then follows by applying Proposition 6 on each subsample $X = x$. The permutation f must be the same across values of X since Assumption B.4 requires that $\mathbb{E}[D \mid Z, X] = \gamma Z + \phi_X$, i.e., the relationship between Z and D can not differ across X . □

Proof. (Proposition B.6). As in the proof of Proposition B.4, Assumptions B.1–B.4

$$\begin{aligned} \mathbb{E}[\overset{7}{\text{Cov}}(\ddot{P}, D \mid W = 1, X, S)] &= \mathbb{E}[\mathbb{E}[\ddot{P}D \mid W = 1, X, S]] - \mathbb{E}[\mathbb{E}[\ddot{P} \mid W = 1, X, S] \mathbb{E}[D \mid W = 1, X, S]] \\ &= \mathbb{E}[\ddot{P}D \mid W = 1] - \mathbb{E}[\mathbb{E}[\ddot{P} \mid X] \mathbb{E}[D \mid W = 1, S]] \\ &= \mathbb{E}[\ddot{P}D \mid W = 1] - 0 \\ &= \mathbb{E}[\ddot{P}D \mid W = 1] - \mathbb{E}[\ddot{P} \mid W = 1] \mathbb{E}[D \mid W = 1] \\ &= \text{Cov}(\ddot{P}, D \mid W = 1) \end{aligned}$$

where the second equality uses $\ddot{P} \perp S, W \mid X$ and the third equality uses that $\mathbb{E}[\ddot{P} \mid X] = 0$.

imply

$$w^{s,x} = a_x \text{Var}(P_X | X = x)^{-1} \text{Cov}(P_X, v_s(Z) | X = x)$$

where $v_s(Z) \equiv \begin{bmatrix} s_1(Z) & \dots & s_n(Z) \end{bmatrix}'$. The result then follows by applying Proposition 9 on each subsample $X = x$. \square

Proof. (Proposition B.7). To see that joint monotonicity is not sufficient for Assumption 4, consider the following example. In the model of Section 3.1 with unordered treatment effects, assume there are only two response types, s and s' , defined by

$$s(v) = \begin{cases} 0 & v = 0 \\ 1 & v = 1 \\ 2 & v = 2 \end{cases} \quad s'(v) = \begin{cases} 0 & v = 0 \\ 2 & v = 1 \\ 2 & v = 2 \end{cases}$$

In a population composed of s and s' , joint monotonicity is trivially satisfied. But the no-cross effect condition (Assumption 4) is not satisfied. Instrument 2 affects both treatment 1 and treatment 2 violating the conditions in Proposition 5. In particular, response type s' is not among the allowed response types in Corollary 5.

To see that joint monotonicity does not imply Assumption 3, assume $Z = \{Z_1, Z_2\}$ is composed of two continuous instruments taking values between 0 and \bar{z} . For simplicity, assume only Z_1 affects treatment 1 and $P_1 \perp P_2$. Assume the linear relationship between Z_1 and D_1 is increasing but the highest propensity to take up treatment 1 occurs at $Z_1 = 0$. In other words, the linear relationship between the instrument and treatment imposed by the first stage is misspecified. Then a response type that selects D_1 if and only if $Z_1 = 0$ satisfies joint monotonicity but violates average conditional monotonicity.⁸

To prove ii), consider the case when Assumption 6 holds and $P_1 \perp P_2$. Joint monotonicity then requires that the selection of treatment 1 is strictly non-decreasing in P_1 for all agents. But Assumption 3 is weaker and only requires the selection of treatment 1 to have a non-negative *correlation* with P_1 for all agents. \square

Proof. (Proposition B.8). When Assumption 6 holds, P_k —the best linear prediction of D_k given Z —equals $E[D_k | Z]$, the propensity of crossing threshold k given Z . For each response type s there must then exist a threshold $u_{ks} \in [0, 1]$ such that $P_k \geq u_{ks} \Leftrightarrow s_k(Z) = 1$. By Lemma A.2, 2SLS assigns proper weights if and only if

$$\frac{\text{Cov}(P_k, s_l(Z))}{\text{Cov}(P_k, D_l)} = \frac{\text{Cov}(P_l, s_l(Z))}{\text{Cov}(P_l, D_l)} \geq 0$$

⁸When $P_1 \perp P_2$, average conditional monotonicity with respect to treatment 1 reduces to $\text{Cov}(P_1, s_1(Z)) \geq 0$ which is violated in this case.

for all l and k . Since

$$\text{Cov}(P_k, s_l(Z)) = (\mathbb{E}[P_k | P_l \geq u_{ls}] - \mathbb{E}[P_k | P_l < u_{ls}]) \Pr[s_l(Z) = 1] \Pr[s_l(Z) = 0]$$

this is equivalent to

$$\frac{\mathbb{E}[P_k | P_l \geq u_{ls}] - \mathbb{E}[P_k | P_l < u_{ls}]}{\text{Cov}(P_k, D_l)} = \frac{\mathbb{E}[P_l | P_l \geq u_{ls}] - \mathbb{E}[P_l | P_l < u_{ls}]}{\text{Cov}(P_l, D_l)} \geq 0 \quad (\text{A.1})$$

We want to show that this condition is equivalent to

$$\mathbb{E}[P_k | P_l] = \gamma_{kl} + \delta_{kl} P_l \quad (\text{A.2})$$

for constants γ_{kl} and δ_{kl} . First, assume Equation A.2. We then have⁹

$$\mathbb{E}[P_k | P_l \geq u_{ls}] - \mathbb{E}[P_k | P_l < u_{ls}] = \delta_{kl} (\mathbb{E}[P_l | P_l \geq u_{ls}] - \mathbb{E}[P_l | P_l < u_{ls}])$$

and¹⁰

$$\frac{\text{Cov}(P_k, D_l)}{\text{Cov}(P_l, D_l)} = \frac{\mathbb{E}[\text{Cov}(P_k, S_l(Z) | S)]}{\mathbb{E}[\text{Cov}(P_l, S_l(Z) | S)]} = \delta_{kl}$$

Thus Equation A.1 holds. To prove the opposite direction of the equivalence, assume Equation A.1 holds. Rearranging Equation A.1 gives

$$\mathbb{E}[P_k | P_l \geq u_{ls}] = \gamma + \delta \mathbb{E}[P_l | P_l \geq u_{ls}]$$

where $\gamma \equiv \mathbb{E}[P_k] - \delta \mathbb{E}[P_l]$ and $\delta \equiv \frac{\text{Cov}(P_k, D_l)}{\text{Cov}(P_l, D_l)}$. Thus, defining $f_{kl}(p_k, p_l)$ as the joint distribution of P_k and P_l and $f_l(p_l)$ as the distribution of P_l , we get

$$\begin{aligned} \frac{\int_{p_l \leq u_{ls}} p_k f_{kl}(p_k, p_l) dp_k dp_l}{\int_0^{u_{ls}} f_l(p_l) dp_l} &= \gamma - \delta \frac{\int_0^{u_{ls}} p_l f_l(p_l) dp_l}{\int_0^{u_{ls}} f_l(p_l) dp_l} \\ \Leftrightarrow \int_{p_l \leq u_{ls}} p_k f_{kl}(p_k, p_l) dp_k dp_l &= \gamma \int_0^{u_{ls}} f_l(p_l) dp_l - \delta \int_0^{u_{ls}} p_l f_l(p_l) dp_l \end{aligned}$$

Invoking Assumption B.6, we can differentiate this equation with respect to u_{ls} , giving $\mathbb{E}[P_k | P_l = u_{ls}] = \gamma + \delta u_{ls}$. Thus, Equation A.2 is satisfied. \square

Proof. (Proposition B.9). This follows from the proof of Proposition B.8: Assumption B.6 is used in the proof only to prove that the linearity condition is *necessary*. \square

⁹Using $\mathbb{E}[P_k | P_l \geq u_{ls}] = \gamma_{kl} + \delta_{kl} \mathbb{E}[P_l | P_l \geq u_{ls}]$ and $\mathbb{E}[P_k | P_l < u_{ls}] = \gamma_{kl} + \delta_{kl} \mathbb{E}[P_l | P_l < u_{ls}]$.
¹⁰ $\begin{aligned} \text{Cov}(P_k, s_l(Z)) &= \delta_{kl} (\mathbb{E}[P_l | P_l \geq u_{ls}] - \mathbb{E}[P_l | P_l < u_{ls}]) \Pr[s_l(Z) = 1] \Pr[s_l(Z) = 0] \\ &= \delta_{kl} \text{Cov}(P_l, s_l(Z)) \end{aligned}$

Proof. (Corollary B.2.) Assumption B.7 implies that Assumption B.5 holds for all possible choices for the excluded treatment. We can thus apply Proposition B.9 for each choice for the excluded treatment. \square

Proof. (Proposition B.10). First, assume the conditions in the Proposition are true and fix a pair $\{s, k\}$ for which neither $s_k(v) = 0$ for all v nor $s_k(v) = 1$ for all v (s is neither an always- k -taker nor a never- k -taker). We need to show that $s(k) = k$. By Condition 3, we must have $s(0) = 0$. If $s(k) = l$ with $l \neq k$ we must have, by Condition 2 (irrelevance), that $s_l(k) = s_l(0) = 0 \Rightarrow s(k) \neq l$, a contradiction. Thus $s(k) = k$. The reverse direction of the equivalence is straightforward to verify. \square

B Appendix: Additional Results

B.1 Relationship to Weak Causality

Blandhol *et al.* (2022) call an estimand *weakly causal* if it has the correct sign when the treatment effects have the same sign across all agents. In our setting, 2SLS is weakly causal if $\beta_k^{2SLS} \geq 0$ (≤ 0) whenever $\beta_k^s \geq 0$ (≤ 0) for all $s \in \mathcal{S}$ for $k \in \{1, 2\}$. In this section, we show that 2SLS assigns proper weights if and only if 2SLS is weakly causal for all possible heterogeneous effects.¹¹

First, assume 2SLS is weakly causal for all possible heterogeneous effects. Assume the causal effect of treatment 1 for response type s is $\beta_1^s = 1$ and all other causal effects are 0. Weak causality then requires that β_1^{2SLS} is non-negative. Since, by Proposition 1, $\beta_1^{2SLS} = E[w_{11}^S \beta_1^S + w_{12}^S \beta_2^S] = w_{11}^s \Pr[S = s]$ in this case, weak causality implies that w_{11}^s is non-negative. Similarly, weak causality requires that the 2SLS estimand for treatment 2 is zero.¹² Since, by Proposition 1 applied to β_2^{2SLS} , we have $\beta_2^{2SLS} = E[w_{21}^S \beta_1^S + w_{22}^S \beta_2^S] = w_{21}^s \Pr[S = s]$, weak causality implies that w_{21}^s is zero. The argument can be repeated for all response types and for the remaining two elements of the weight matrix. Thus, if 2SLS is weakly causal for all possible heterogeneous effects, we must have that the weight matrix w^s is non-negative diagonal for all response types s . The proof that proper weights imply weak causality is trivial.

B.2 Generalization to More Than Three Treatments

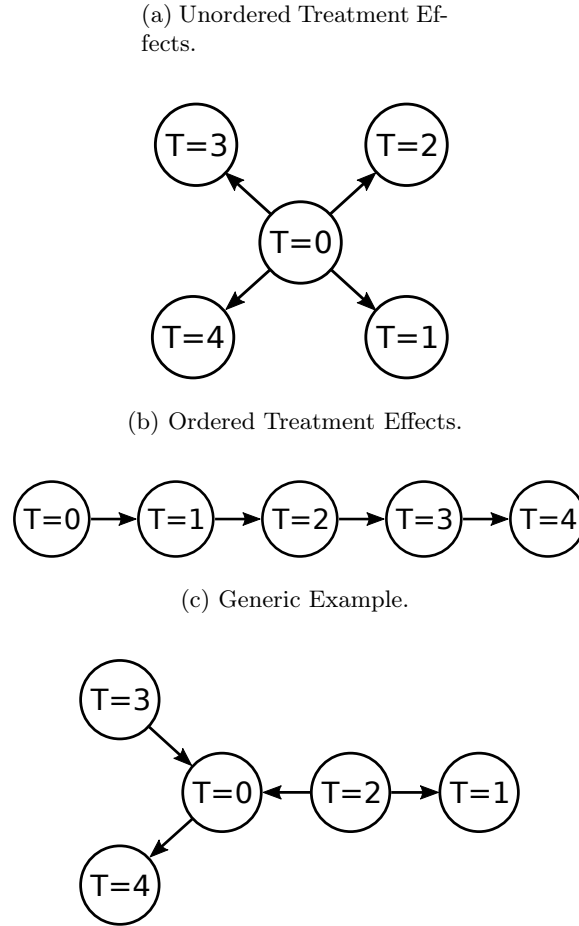
In this section, we show how our results generalize to the case with more than three treatments. Assume there are $n + 1$ treatments: $T \in \mathcal{T} \equiv \{0, 1, \dots, n\}$. Otherwise, the notation remains the same. In particular, the treatment effect of treatment k relative

¹¹The proof is a straightforward generalization of Proposition 4 in Blandhol *et al.* (2022).

¹²Weak causality requires that the 2SLS estimand is non-negative (non-positive) if the effect for all response types is non-negative (non-positive). When the treatment effect is zero (both non-negative and non-positive) for all response types, the 2SLS estimand is then required to be zero (both non-negative and non-positive).

to treatment l is given by $Y(k) - Y(l)$. Using 2SLS, we can seek to estimate n of these treatment effects denoted by the random vector $\beta \equiv (\delta_1, \delta_2, \dots, \delta_n)^T$. For instance, we might be interested in *unordered* treatment effects—the causal effect of each treatment $T > 0$ compared to the *excluded treatment* $T = 0$. In that case, we choose $\delta_k = Y(k) - Y(0)$. Alternatively, we might be interested in estimating *ordered* treatment effects—the causal effect of treatment $T = k$ compared to treatment $T = k - 1$ —in which case we define $\delta_k = Y(k) - Y(k - 1)$.

Figure B.1: Treatment Effects Corresponding to Different 2SLS Specifications.



Note: Three possible choices for the set of treatment effects of interest β . An arrow from $T = k$ to $T = l$ means that the researcher is interested in the treatment effect $Y(k) - Y(l)$. In Figure (a), the treatment effects of interest are $\delta_k = Y(k) - Y(0)$. The corresponding treatment indicators are $D_k = \mathbf{1}[T = k]$. In Figure (b), the treatment effects of interest are $\delta_k = Y(k) - Y(k - 1)$ and the corresponding treatment indicators are $D_k = \mathbf{1}[T \geq k]$. In Figure (c),

$$\beta = \begin{bmatrix} Y(1) - Y(2) \\ Y(0) - Y(2) \\ Y(0) - Y(3) \\ Y(4) - Y(0) \end{bmatrix} \text{ and } D = \begin{bmatrix} \mathbf{1}[T = 1] \\ \mathbf{1}[T \in \{0, 3, 4\}] \\ \mathbf{1}[T \in \{0, 1, 2, 4\}] \\ \mathbf{1}[T = 4] \end{bmatrix}.$$

Once we have determined the treatment effects of interest, we define corresponding

treatment indicators $D \equiv \{D_1, \dots, D_n\}$ where $D_k = \mathbf{1}[T \in R_k]$ for a subset $R_k \subset \{0, \dots, n\}$. The subsets R_k are chosen by the researcher to correspond to the treatment effects of interest. In particular, the sets R_k are selected such that $Y = \alpha + D\beta$ where α is a function of $\{Y(0), Y(1), \dots, Y(n)\}$. For instance, if $\delta_k = Y(k) - Y(0)$ we define $D_k = \mathbf{1}[T = k]$ (i.e., $R_k = \{k\}$) such that $Y = Y(0) + D\beta$. Alternatively, if $\delta_k = Y(k) - Y(k-1)$ we define $D_k = \mathbf{1}[T \geq k]$ (e.g., $R_k = \{k, k+1, \dots, n\}$). In Figure B.1, we show these two special cases and a third generic case as directed graphs where an arrow from $T = l$ to $T = k$ indicates that we are interested in estimating the treatment effect $Y(k) - Y(l)$. By using different treatment indicators one can estimate any subset of n treatment effects that connects the treatments in an acyclic graph.¹³

For a response type $s \in \mathcal{S}$, define by v_s the induced mapping between instruments and treatment indicators: $v_s(z) \equiv (s_1(z), \dots, s_n(z))^T$ for all $z \in \mathcal{Z}$ with $s_k(z) \equiv \mathbf{1}[s(z) \in R_k]$. Proposition 1 generalizes directly to this setting with more than three treatments—the only required modification to the proof is to replace $Y(0)$ with α . Corollaries 2–3 generalize as follows: The weight on β_{sk} in β_k^{2SLS} is non-negative for all s if and only if, for all s , the partial correlation between P_k and $s_k(Z)$ given $(P_1, \dots, P_{k-1}, P_{k+1}, \dots, P_n)^T$ is non-negative. And the weight on β_{sl} in β_k^{2SLS} is zero for all s and $l \neq k$ if and only if, for all s and $l \neq k$, the partial correlation between P_k and $s_l(Z)$ given $(P_1, \dots, P_{k-1}, P_{k+1}, \dots, P_n)^T$ is zero.

B.2.1 Generalization of Proposition 3 to Alternative Treatment Indicators

To see how Proposition 3 generalizes to treatment indicators beyond $D_k = \mathbf{1}[T = k]$, consider the case with four treatments and ordered treatment indicators: $D_1 = \mathbf{1}[T \geq 1]$, $D_2 = \mathbf{1}[T \geq 2]$, and $D_3 = \mathbf{1}[T = 3]$. From these indicators, we can *reconstruct* the unordered treatment indicators as follows: $\mathbf{1}[T = 1] = D_1 - D_2$, $\mathbf{1}[T = 2] = D_2 - D_3$, and $\mathbf{1}[T = 3] = D_3$. We can then apply the steps of the Proposition 3 proof and obtain, for instance

$$\text{Cov}(P, \mathbf{1}_{y \leq Y \leq y'}(D_2 - D_3)) = \text{E}[\text{Cov}(P, S_2(Z) - S_3(Z) \mid S) \Pr[y \leq Y(2) \leq y' \mid S]]$$

By Corollary A.1, if 2SLS assigns proper weights, we must have

$$\text{Var}(P)^{-1} \begin{bmatrix} \text{Cov}(P, s_1(Z)) & \text{Cov}(P, s_2(Z)) & \text{Cov}(P, s_3(Z)) \end{bmatrix} = \begin{bmatrix} a_{1s} & 0 & 0 \\ 0 & a_{2s} & 0 \\ 0 & 0 & a_{3s} \end{bmatrix}$$

¹³Formally, when $\delta_k = Y(l) - Y(m)$, one can define $D_k = \mathbf{1}[T \in R_k]$ where R_k is the set of all treatments that are connected to m through l in the graph of treatment effects.

for all $s \in \mathcal{S}$ and some $a_{1s}, a_{2s}, a_{3s} \geq 0$. This equation implies

$$\begin{aligned} \text{Var}(P)^{-1} & \begin{bmatrix} \text{Cov}(P, s_1(Z) - s_2(Z)) & \text{Cov}(P, s_2(Z) - s_3(Z)) & \text{Cov}(P, s_3(Z)) \end{bmatrix} \\ &= \begin{bmatrix} a_{1s} & 0 & 0 \\ -a_{2s} & a_{2s} & 0 \\ 0 & -a_{3s} & a_{3s} \end{bmatrix} \end{aligned}$$

Thus, if

$$\begin{aligned} \text{Var}(P)^{-1} & \begin{bmatrix} \text{Cov}(P, \mathbf{1}_{y \leq Y \leq y'}(D_1 - D_2)) & \text{Cov}(P, \mathbf{1}_{y \leq Y \leq y'}(D_2 - D_3)) & \text{Cov}(P, \mathbf{1}_{y \leq Y \leq y'} D_3) \end{bmatrix} \\ &= \begin{bmatrix} c_{11} & c_{12} & c_{13} \\ c_{21} & c_{22} & c_{23} \\ c_{31} & c_{32} & c_{33} \end{bmatrix} \end{aligned}$$

we get the following testable implications: $c_{11} \geq 0$, $c_{12} = 0$, $c_{13} = 0$, $c_{21} + c_{22} = 0$, $c_{22} \geq 0$, $c_{31} = 0$, $c_{32} + c_{33} = 0$, and $c_{33} \geq 0$. The Just-Identified Case with More than Three Treatments

The proof of Proposition 5 is stated in terms of n treatments and the result thus trivially extends to more than three treatments. To interpret Proposition 5 with more than three treatments, introduce the following terminology: For each k , call response type s an *always- k -taker* if $s_k(v) = 1$ for all v , a *never- k -taker* if $s_k(v) = 0$ for all v , and a *k -complier* if $s_k(v) = 1 \Leftrightarrow v = k$. A k -complier thus selects treatment k only when instrument k is turned on.

Corollary B.1. *Under Assumption 5, 2SLS assigns proper weights if and only if, for all $k \neq 0$, all agents are either always- k -takers, never- k -takers, or k -compliers.*

Table B.1: Allowed Response Types in the Just-Identified Case with Four Treatments.

Response Type	$(s(0), s(1), s(2), s(3))$
Never-taker	$(0, 0, 0, 0)$
Always-1-taker	$(1, 1, 1, 1)$
Always-2-taker	$(2, 2, 2, 2)$
Always-3-taker	$(3, 3, 3, 3)$
1-complier	$(0, 1, 0, 0)$
2-complier	$(0, 0, 2, 0)$
3-complier	$(0, 0, 0, 3)$
1+2-complier	$(0, 1, 2, 0)$
1+3-complier	$(0, 1, 0, 3)$
2+3-complier	$(0, 0, 2, 3)$
Full complier	$(0, 1, 2, 3)$

In words, only instrument k can influence treatment k . For instance, in Table B.1

we show all allowed response types in the case with four treatments. In the case of unordered treatments effects, $D_k = \mathbf{1}[T = k]$, treatment 0 must play a special role: Unless response type s always selects the same treatment, we must have either $s(k) = k$ or $s(k) = 0$, for all k . If instrument k is an inducement to take up treatment k , an agent can thus never select any other treatment $l \notin \{0, k\}$ when induced to take up treatment k , unless the agent always selects treatment l .

B.3 Multivariate 2SLS with Covariates

In this section, we show how our results generalize to 2SLS with multiple treatments and control variables. In particular, assume we have access to a vector of controls X with finite support such that the instruments Z are exogenous only conditional on X :¹⁴

Assumption B.1. (*Conditional Exogeneity and Exclusion*). $\{Y(0), \dots, Y(n), S\} \perp Z \mid X$

We will consider the case of running 2SLS while flexibly controlling for X using fully saturated fixed effects.¹⁵ In particular, define the demeaned variables $\ddot{Y} = Y - E[Y \mid X]$, $\ddot{D} = D - E[D \mid X]$, and $\ddot{Z} = Z - E[Z \mid X]$. The 2SLS estimand, controlling for X -specific fixed effects, is then $\beta^{2SLS} \equiv \text{Var}(\ddot{P})^{-1} \text{Cov}(\ddot{P}, \ddot{Y})$ where $\ddot{P} \equiv \text{Var}(\ddot{Z})^{-1} \text{Cov}(\ddot{Z}, \ddot{D}) \ddot{Z}$ is the linear projection of \ddot{D} on \ddot{Z} . This estimand is equivalent to the one obtained from 2SLS while controlling for indicator variables for each possible value of X in the first and the second stage. Let \mathcal{S}_x be the set of all response types s such that $\Pr[S = s \mid X = x] > 0$. We maintain the following assumption.

Assumption B.2. (*Rank*). $\text{Cov}(\ddot{Z}, \ddot{D})$ has full rank.

Proposition 1 then generalizes as follows:¹⁶

Proposition B.1. *Under Assumptions B.1 and B.2*

$$\beta^{2SLS} = E[w^{S,X} \beta^{S,X}]$$

where, for $s \in \mathcal{S}_x$ and $x \in X$

$$w^{s,x} \equiv \text{Var}(\ddot{P})^{-1} \text{Cov}(\ddot{P}, v_s(Z) \mid X = x)$$

$$\beta^{s,x} \equiv (\beta_1^{s,x}, \dots, \beta_n^{s,x})^T \equiv E[\beta \mid S = s, X = x]$$

¹⁴We consider the case with $n + 1$ treatments ($T \in \{0, \dots, n\}$) also in this section.

¹⁵The results are also valid for the case where X is only controlled for linearly, provided that $E[Y \mid X]$, $E[D \mid X]$, and $E[Z \mid X]$ are indeed linear in X . If these relationships are not linear, 2SLS with linear controls for X might fail to assign proper weights even with a binary treatment (Blandhol et al., 2022).

¹⁶The result is stated in the same way as Lemma A.1. One could obtain a statement more similar to Proposition 1 by applying the Frisch-Waugh-Lovell theorem.

with $v_s(Z) \equiv \begin{bmatrix} s_1(Z) & \dots & s_n(Z) \end{bmatrix}'$.

Thus, 2SLS with controls assigns proper weights if and only if $w^{s,x}$ is a non-negative diagonal matrix for all $s \in \mathcal{S}_x$ and $x \in X$. This condition is, in general, hard to interpret. But the condition has a straightforward interpretation under the following assumption:

Assumption B.3 (Predicted treatments covary similarly across X).

$$\text{Var}(\ddot{P} \mid X = x) = a_x \text{Var}(\ddot{P}) \text{ for all } x \in \mathcal{X} \text{ and constants } a_x > 0.$$

Then the condition reduces to Assumption 3 and 4 holding conditional on X :¹⁷ The 2SLS estimand of the effect of treatment k assigns proper weights if and only if, for all agents, there is a non-negative (zero) partial correlation between predicted treatment k and potential treatment k ($l \neq k$) *conditional on X* . For instance, consider a random judge design where random assignment of cases to judges holds only within courts, and we are interested in separately estimating the effect of incarceration and conviction on defendants' future outcomes. Assume incarceration rates and conviction rates covary in a similar way across courts.¹⁸ Then, the 2SLS estimand of the effect of incarceration assigns proper weights if and only if the following holds for each case i *among the judges sitting in the court where the case is filed* (i.e., conditional on X):¹⁹

1. There is a non-negative correlation between incarcerating in case i and the judge's incarceration rate conditional on the judge's conviction rate,
2. There is no correlation between convicting in case i and the judge's incarceration rate conditional on the judge's conviction rate.

Note that 2SLS could assign proper weights even though Assumptions 3 and 4 do not hold conditional on X : It might be that the bias from such violations are counteracted by bias coming from predicted treatments covarying differently across values of X . This case, however, seems hard to characterize in an interpretable way. Also, note that Assumption B.3 only depends on population moments and can thus be easily tested.²⁰

It is useful to contrast 2SLS with multiple treatments and covariates to ordinary least squares (OLS) with multiple treatments and covariates. Goldsmith-Pinkham *et al.*

¹⁷I.e., to $\text{Var}(\ddot{P} \mid X = x)^{-1} \text{Cov}(\ddot{P}, v_s(Z) \mid X = x)$ being a non-negative diagonal matrix for all $s \in \mathcal{S}_x$ and $x \in X$.

¹⁸In this setting, $\text{Var}(\ddot{P} \mid X = x) = a_x \text{Var}(\ddot{P})$ is equivalent to (i) the correlation between incarceration and conviction rates between judges not varying across courts and (ii) the ratio between the standard deviation of incarceration rates and the standard deviation of conviction rates not varying across courts.

¹⁹Using the assigned judge as the instrument, the predicted treatments are the judges' incarceration and conviction rates. In applied work, these rates are typically estimated by leave-one-out estimates to avoid small-sample bias.

²⁰For instance, in the Section 5 application, the sample analogs of $\text{Var}(\ddot{P})$ and $\text{Var}(\ddot{P} \mid X = x)$ for

(2022) show that OLS with multiple treatments and controls is generally affected by “contamination bias”—the estimated effect of one treatment being contaminated by the effects of other treatments. OLS can be seen as a special case of 2SLS with $Z = D$. Proposition B.1 then implies that there is no contamination bias in OLS whenever $\text{Var}(\ddot{D} | X = x) = a_x \text{Var}(\ddot{D})$ for constants $a_x > 0$.²¹ Since D is restricted to be either zero or one, this condition can only hold when $E[D | X] = E[D]$ —when treatment indicators are mean independent of X .²² Goldsmith-Pinkham *et al.* (2022) show that this is the only case in which OLS does not suffer from contamination bias under arbitrary treatment effect heterogeneity. This result, however, does not generalize to 2SLS. In the case of 2SLS, the predicted treatments P are not restricted to be either zero or one. One can easily show that it is possible that Assumption B.3 is satisfied without instruments being unconditionally independent.²³ It is thus possible for 2SLS with

the court-by-year cell x with the largest number of cases are

$$\widehat{\text{Var}}(\ddot{P}) = \begin{bmatrix} 0.000017 & 0.000054 \\ 0.000054 & 0.000653 \end{bmatrix} \text{ and } \widehat{\text{Var}}(\ddot{P} | X = x) = \begin{bmatrix} 0.000043 & 0.00013 \\ 0.00013 & 0.0016 \end{bmatrix}$$

There are no a_x such that $\widehat{\text{Var}}(\ddot{P} | X = x) = a_x \widehat{\text{Var}}(\ddot{P})$. A statistical test for contamination bias would, for instance, test whether the non-diagonal elements of

$$\widehat{\text{Var}}(\ddot{P})^{-1} \widehat{\text{Var}}(\ddot{P} | X = x) = \begin{bmatrix} 2.6 & -0.58 \\ -0.016 & 2.6 \end{bmatrix}$$

are zero using bootstrapped standard errors. As described below, the estimated relative weight $\beta_1^{2\text{SLS}}$ assigns to $\beta_2^{s,x}$ compared to $\beta_1^{s,x}$ is given by $-0.016/2.6 = 0.006$, indicating negligible contamination bias. On the other hand, the point estimates suggest that $\beta_2^{2\text{SLS}}$ is $0.58/2.6 = 22\%$ “contaminated” by $\beta_1^{s,x}$ for this X -cell.

²¹In the OLS case, we get $w^{s,x} = \text{Var}(\ddot{D})^{-1} \text{Var}(\ddot{D} | X = x)$.

²²The condition implies that, for $x_1, x_2 \in \mathcal{X}$, we must have $\text{Var}(D | X = x_1) = a_{x_1 x_2} \text{Var}(D | X = x_2)$ for a constant $a_{x_1 x_2}$. In other words, we must have

$$E[D_k | X = x_1](1 - E[D_k | X = x_1]) = a_{x_1 x_2} E[D_k | X = x_2](1 - E[D_k | X = x_2])$$

$$E[D_k | X = x_1] E[D_l | X = x_1] = a_{x_1 x_2} E[D_k | X = x_2] E[D_l | X = x_2]$$

for all $k \geq 1$ and $l \notin \{k, 0\}$. Subtracting the latter equation from the first gives

$$E[D_k | X = x_1] E[D_0 | X = x_1] = a_{x_1 x_2} E[D_k | X = x_2] E[D_0 | X = x_2]$$

where $D_0 \equiv \mathbf{1}[T = 0]$. Dividing the two last equations by each other gives

$$\frac{E[D_l | X = x_1]}{E[D_0 | X = x_1]} = \frac{E[D_l | X = x_2]}{E[D_0 | X = x_2]}$$

for all l . Summing this equation across all l gives $E[D_0 | X = x_1] = E[D_0 | X = x_2]$ which again implies $E[D_l | X = x_1] = E[D_l | X = x_2]$ for all l .

²³For instance, consider a random judge design with two courts, $X \in \{0, 1\}$ with two judges each. In Court 0 ($X = 0$), the two judges have conviction and incarceration rates of $(0.6, 0.3)$ and $(0.7, 0.2)$. In Court 1 ($X = 1$), the two judges have conviction and incarceration rates of $(0.5, 0.4)$ and $(0.8, 0.1)$. Then $\text{Var}(\ddot{P} | X = 1) = 9 \text{Var}(\ddot{P} | X = 0)$ where \ddot{P} is the vector of the (demeaned) conviction and incarceration propensities of the randomly assigned judge. Had incarceration and conviction rates been forced to be either zero or one—as in OLS—it would not have been possible to construct such an example.

multiple treatments and covariates to not suffer from contamination bias even though the instruments are independent only when conditioning on the controls.

If Assumptions 3 and 4 hold conditional on X but Assumption B.3 is violated, 2SLS will suffer from contamination bias. In particular, if Assumptions 3 and 4 hold within the cell $X = x$ and

$$\text{Var}(\ddot{P})^{-1} \text{Var}(\ddot{P} \mid X = x) = \begin{bmatrix} c_{11}^x & c_{21}^x \\ c_{12}^x & c_{22}^x \end{bmatrix}$$

the extent that the estimated effect of D_1 is “contaminated” by the effect of D_2 in this cell is given by c_{12}^x/c_{11}^x .²⁴ The overall 2SLS bias due to non-zero contamination weights c_{12}^x depends on the extent that heterogeneous effects across X -cells are correlated with c_{12}^x .²⁵ One way to avoid contamination bias is to run 2SLS fully interacted with X .²⁶ Such an approach, however, requires a large number of observations per value of X to avoid issues of weak instruments.

In the case of a binary treatment, Blandhol *et al.* (2022) show that 2SLS with flexible controls assigns proper weights under a *monotonicity-correctness* condition. The requirement that average conditional monotonicity (Assumption 3) needs to hold conditional on each value of X can be seen as a weakening of monotonicity-correctness.²⁷

Propositions 3 and 4 generalize to 2SLS with covariates as follows:

Proposition B.2. *Maintain Assumptions B.1 and B.2 and let $y \leq y'$. If 2SLS assigns proper weights then*

$$\text{Var}(\ddot{P})^{-1} \text{Cov}(\ddot{P}, \mathbf{1}_{y \leq Y \leq y'} D)$$

is a non-negative diagonal matrix.

Proposition B.3. *Assume $W \in \{0, 1\}$ with $Z \perp W \mid S, X$. If 2SLS with flexible controls for X assigns proper weights then $\text{Var}(\ddot{P})^{-1} \text{Cov}(\ddot{P}, \ddot{D} \mid W = 1)$ is a diagonal non-negative matrix.*

²⁴Assume

$$\text{Var}(\ddot{P} \mid X = x)^{-1} \text{Cov}(\ddot{P}, v_s(Z) \mid X = x) = \begin{bmatrix} a_s & 0 \\ 0 & b_s \end{bmatrix}$$

for $a_s, b_s \geq 0$ for all $s \in \mathcal{S}_x$. Then, the 2SLS weights are given by

$$w^{s,x} = \begin{bmatrix} a_s c_{11}^x & b_s c_{21}^x \\ a_s c_{12}^x & b_s c_{22}^x \end{bmatrix}$$

The relative weight $\beta_1^{2\text{SLS}}$ assigns to $\beta_2^{s,x}$ compared to $\beta_1^{s,x}$ is thus $a_s c_{12}^x / a_s c_{11}^x = c_{12}^x / c_{11}^x$.

²⁵Since $E[\text{Var}(\ddot{P} \mid X)] = \text{Var}(\ddot{P})$, the “contamination” weights c_{12}^x and c_{21}^x are zero on average. Thus, there is no ultimate bias unless the causal effects correlate with the contamination weights.

²⁶Such an approach is equivalent to running separate 2SLS regressions for each value of X and then aggregating the resulting estimates across X . Goldsmith-Pinkham *et al.* (2022)’s solution to contamination bias in OLS—running one-treatment-at-a-time regressions—is not valid in the 2SLS case since it would entail running regressions on samples selected based on an endogenous variable (received treatment).

²⁷Essentially, Assumption 3 only requires monotonicity-correctness to hold on average across instrument values.

The Proposition B.2 test can be implemented in the same way as the Proposition 3 test.²⁸ The prediction of Proposition B.3, however, can not be tested by a linear regression in the same way as the prediction in Proposition 4 can (unless Assumption B.3 holds).²⁹ The reason is that the covariance between \ddot{P} and \ddot{D} in the subpopulation $W = 1$ is related to the variance of \ddot{P} in the *full* population. Instead, one can test this prediction by, e.g., comparing the sample analog of $\text{Var}(\ddot{P})^{-1} \text{Cov}(\ddot{P}, \ddot{D} \mid W = 1)$ to critical values obtained through resampling methods.

Due to the potential presence of contamination bias, Propositions 5, 6, and 9 do not immediately generalize to the case with covariates. The results, however, do hold if one is willing to maintain Assumption B.3 and that the first stage is sufficiently flexible to capture differences in how agents respond to the instruments across X :

Assumption B.4 (First stage capturing heterogeneity across X).

$$\ddot{P} = P_X - E[D \mid X]$$

where $P_X \equiv E[D \mid X] + \text{Var}(Z \mid X)^{-1} \text{Cov}(Z, D \mid X)(Z - E[Z \mid X])$.

This assumption requires that the predicted treatments estimated on the full sample coincide with predicted treatments estimated separately for each value of X . Assumption B.4 holds trivially when the instruments are flexibly interacted with X . In the just-identified case, Assumption B.4 is equivalent to

$$E[D \mid Z, X] = \gamma Z + \phi_X$$

for a matrix of constants γ and vectors of constants ϕ_x .³⁰ We then have

Proposition B.4. *Proposition 5 holds under Assumptions B.1–B.4 when X is being flexibly controlled for in the 2SLS specification.*

Again, if the conditions in Proposition 5 hold but Assumption B.3 or Assumption B.4 is violated, 2SLS might suffer from contamination bias. If one has enough observations per value of X this contamination bias can be avoided by running 2SLS fully interacted with X .

Proposition 6 generalizes to:

²⁸For instance, if Y is a binary variable, we should get $\vartheta_1 \geq 0$ and $\vartheta_2 = 0$ in the regression $YD_1 = \varphi_X + \vartheta_1 P_1 + \vartheta_2 P_2 + v$ where φ_X represent X -level fixed effects.

²⁹If Assumption B.3 holds, $\text{Var}(\ddot{P} \mid W = 1) = h \text{Var}(\ddot{P})$ for a constant h . In that case, Proposition B.3 can be tested as Proposition 4, with the inclusion of X -specific fixed effects.

³⁰By definition, $\ddot{P} = \gamma(Z - E[Z \mid X])$ for a constant matrix γ . Furthermore, when Z is a set of indicators, we have $P_X = E[D \mid Z, X]$. The assumption allows the baseline probabilities of receiving the various treatments to vary across X but requires the first-stage coefficients to be homogenous across X .

Proposition B.5. *Proposition 6 holds conditional on each value of X under Assumptions B.1–B.4 when X is being flexibly controlled for in the 2SLS specification.*

Finally, Proposition 9 generalizes as follows:

Proposition B.6. *Maintain Assumptions B.1–B.4. Then 2SLS assigns proper weights when controlling flexibly for X in the Section 3.2 model if $E[\ddot{P}_k | \ddot{P}_l, X = x]$ is linear in \ddot{P}_l for all k, l , and x .*

B.4 Assumptions About Heterogeneous Effects

Average conditional monotonicity and no cross effects (Assumptions 3 and 4) make sure that 2SLS is weakly causal for arbitrary heterogeneous effects (see Section B.1). But these assumptions can be relaxed if we are willing to make some assumptions about heterogeneous effects.

To analyze this case, define *compliers* (*defiers*) as the response types pushed into (out of) treatment 1 by instrument 1. To simplify language, we here refer to P_1 as “instrument 1” and P_2 as “instrument 2”.³¹ Define the following parameters:

$$\begin{aligned}
\beta_1^{\text{compliers}} &\equiv \frac{E[w_{11}^S \beta_1^S | w_{11}^S > 0]}{E[w_{11}^S | w_{11}^S > 0]} && \text{weighted average effect of treatment 1 for compliers} \\
\beta_1^{\text{defiers}} &\equiv \frac{E[w_{11}^S \beta_1^S | w_{11}^S < 0]}{E[w_{11}^S | w_{11}^S < 0]} && \text{weighted average effect of treatment 1 for defiers} \\
\beta_2^{\text{pushed in}} &\equiv \frac{E[w_{12}^S \beta_2^S | w_{12}^S > 0]}{E[w_{12}^S | w_{12}^S > 0]} && \text{weighted average effect of treatment 2 for response types} \\
&&& \text{pushed out of treatment 2 by instrument 1} \\
\beta_2^{\text{pushed out}} &\equiv \frac{E[w_{12}^S \beta_2^S | w_{12}^S < 0]}{E[w_{12}^S | w_{12}^S < 0]} && \text{weighted average effect of treatment 2 for response types} \\
&&& \text{pushed out of treatment 2 by instrument 1} \\
w^{\text{negative}} &\equiv \frac{E[w_{11}^S | w_{11}^S < 0]}{\Pr[w_{11}^S < 0]} && \text{sum of the negative weights on treatment 1 in } \beta_1^{2\text{SLS}} \\
w^{\text{cross}} &\equiv \frac{E[w_{12}^S | w_{12}^S > 0]}{\Pr[w_{12}^S > 0]} && \text{sum of the positive weights on treatment 2 in } \beta_1^{2\text{SLS}}
\end{aligned}$$

We then obtain the following decomposition:³²

$$\beta_1^{2\text{SLS}} = \beta_1^{\text{compliers}} - \left(\beta_1^{\text{defiers}} - \beta_1^{\text{compliers}} \right) w^{\text{negative}} - \left(\beta_2^{\text{pushed out}} - \beta_2^{\text{pushed in}} \right) w^{\text{cross}}$$

³¹All statements below are conditional on controlling linearly for the other instrument. E.g., “pushed into treatment 1 by instrument 1” = “pushed into treatment 1 by instrument 1 when controlling linearly for instrument 2”.

³²This identity follows directly from $\beta_1^{2\text{SLS}} = E[w_{11}^S \beta_1^S + w_{12}^S \beta_2^S]$.

The 2SLS estimand thus equals the weighted average treatment effect among the compliers and two “bias terms”: The first bias term is non-zero if there are defiers and defiers have a different weighted average treatment effect than the compliers. The second bias term is non-zero if there exist response types pushed into or out of treatment 2 by instrument 1, and the weighted average effect of treatment 2 differ between those pushed into and out of treatment 2. We thus see that if we are willing to assume $\beta_1^{\text{defiers}} = \beta_1^{\text{compliers}}$ and $\beta_2^{\text{pushed out}} = \beta_2^{\text{pushed in}}$ —“no selection on gains”—2SLS is weakly causal without any restrictions on response types.³³ This is, for instance, accomplished if $\beta \perp S$ —treatment effects do not systematically differ across response types.

The 2SLS estimand is also weakly causal if we are willing to impose some restrictions on both response types and the amount of selection on gains. For instance, if we maintain $w^{\text{cross}} = 0$ (no cross effects) then 2SLS is weakly causal if and only if³⁴

$$\frac{1 + w^{\text{negative}}}{w^{\text{negative}}} \geq \frac{\beta_1^{\text{defiers}}}{\beta_1^{\text{compliers}}}$$

Thus, if $w^{\text{negative}} = 0.1$ (roughly 8% defiers), 2SLS is weakly causal unless the treatment effect for defiers is more than 11 times the treatment effect for compliers.³⁵ Similarly, if we maintain $w^{\text{negative}} = 0$ (average conditional monotonicity) then 2SLS is weakly causal if and only if³⁶

$$\frac{1}{w^{\text{cross}}} \geq \frac{\beta_2^{\text{pushed out}} - \beta_2^{\text{pushed in}}}{\beta_1^{\text{compliers}}}$$

Thus, if $w^{\text{cross}} = 0.1$ (20% are pushed into or out of treatment 2 by instrument 1), 2SLS is weakly causal unless the difference in the treatment effects between those pushed into and out of treatment 2 is above ten times the treatment effect for compliers.³⁷

³³A similar assumption is discussed by Kolesár (2013).

³⁴Remember that the 2SLS estimand is weakly causal if $\beta_1^{2\text{SLS}} \geq 0$ ($\beta_1^{2\text{SLS}} \leq 0$) whenever $\beta \geq 0$ ($\beta \leq 0$) for all agents. If $\beta \geq 0$ for all agents, weak causality thus requires $\beta_1^{\text{compliers}} - (\beta_1^{\text{defiers}} - \beta_1^{\text{compliers}}) w^{\text{negative}} \geq 0 \Rightarrow \frac{1 + w^{\text{negative}}}{w^{\text{negative}}} \geq \frac{\beta_1^{\text{defiers}}}{\beta_1^{\text{compliers}}}$. The same inequality is obtained when $\beta \leq 0$ for all agents.

³⁵Since $w^{\text{positive}} - w^{\text{negative}} = 1$ where $w^{\text{positive}} \equiv \frac{E[w_{11}^S | w_{11}^S > 0]}{\Pr[w_{11}^S > 0]}$, we get

$$w^{\text{negative}} = 0.1 \Leftrightarrow \frac{w^{\text{negative}}}{w^{\text{negative}} + w^{\text{positive}}} = \frac{1}{12} \approx 0.083$$

If the negative and positive weights are distributed in a similar way, $w^{\text{negative}} = 0.1$ thus corresponds to 8.3% defiers among agents affected by instrument 1.

³⁶If $\beta \geq 0$ for all agents, weak causality requires

$$\beta_1^{\text{compliers}} - (\beta_2^{\text{pushed out}} - \beta_2^{\text{pushed in}}) w^{\text{cross}} \geq 0 \Rightarrow \frac{1}{w^{\text{cross}}} \geq \frac{\beta_2^{\text{pushed out}} - \beta_2^{\text{pushed in}}}{\beta_1^{\text{compliers}}}$$

The same inequality is obtained when $\beta \leq 0$ for all agents.

³⁷Since the weights on compliers sum to one when $w^{\text{negative}} = 0$, the magnitude of $2w^{\text{cross}}$ can be interpreted as the number of agents pushed into or out of treatment 2 by instrument 1 as a share of the complier population.

B.5 Relationship to Kamat *et al.* (2023a)’s Joint Monotonicity

In this section, we show how the conditions in Section 2.2 relate to one possible generalization of the classical Imbens & Angrist (1994) monotonicity condition to multiple treatments: Kamat *et al.* (2023a)’s *joint monotonicity*. Joint monotonicity requires Imbens & Angrist (1994) monotonicity to hold for each treatment indicator $\{D_1, \dots, D_k\}$ separately.³⁸ Formally

Assumption B.5. (*Joint Monotonicity.*) Joint monotonicity is satisfied if for each treatment $k \in \{1, \dots, n\}$ and instrument values z and z' either $s_k(z) \geq s_k(z')$ for all $s \in \mathcal{S}$ or $s_k(z) \leq s_k(z')$ for all $s \in \mathcal{S}$.

It turns out that joint monotonicity is neither sufficient nor necessary for 2SLS to assign proper weights under multiple treatments. On the one hand, joint monotonicity is not sufficient to ensure proper weights since it does not rule out cross effects (Assumption 4). Joint monotonicity might also fail to ensure average conditional monotonicity (Assumption 3) if the first stage is incorrectly specified. On the other hand, joint monotonicity is not *necessary* for 2SLS to assign proper weights since Assumption 3 only requires potential treatment k to be non-decreasing, *on average*, in predicted treatment k .³⁹ Thus, to summarize

Proposition B.7. i) *Joint monotonicity does not imply Assumption 3 or Assumption 4.*

ii) *Assumptions 3 and 4 do not imply joint monotonicity.*

But we can ask under which additional conditions joint monotonicity is sufficient to ensure that Assumptions 3 and 4 hold. To answer this question, consider the ideal case when Assumption 6 holds—the first stage equation is correctly specified. Under Assumption 6, joint monotonicity is equivalent to each agent selecting treatment k if predicted treatment k is above a certain threshold. Thus, for each response type s in the population, there exists a value $u \in [0, 1]$ such that $P_k \geq u \Leftrightarrow s_k(Z) = 1$. It turns out that, even in this ideal case, joint monotonicity is not sufficient to ensure that Assumptions 3 and 4 hold—an additional linearity assumption is needed. In particular, if all possible thresholds are in use, multivariate 2SLS assigns proper weights under joint monotonicity and Assumption 6 if and only if the predicted treatments are linearly related:

³⁸Kamat *et al.* (2023a) considered a setting with three ordered treatment effects. Our definition encompasses any number of treatments and any definition of treatment indicators.

³⁹Joint monotonicity requires potential treatment to be *strictly* non-decreasing in the probability of receiving treatment k conditional on the instruments. When there are many instrument values, as in, for instance, random judge designs with many judges, joint monotonicity is considerably more demanding than Assumption 3. In the just-identified case with n treatments and n mutually exclusive binary instruments, however, Assumptions 3 and 4 do imply joint monotonicity.

Assumption B.6. (*All Thresholds in Use.*) For each $k \in \{1, \dots, n\}$ and threshold $u \in [0, 1]$ there exists a response type s in the population with $P_k \geq u \Leftrightarrow s_k(Z) = 1$.

Proposition B.8. Under Assumptions 1, 2, 6, B.5, and B.6, 2SLS assigns proper weights if and only if $E[P_k | P_l] = \gamma_{kl} + \delta_{kl}P_l$ for all $k, l \in \{1, \dots, n\}$ for constants γ_{kl} and δ_{kl} .

To see why the predicted treatments need to be linearly related, consider the following example. Assume there are three treatments and that the relationship between P_2 and P_1 is given by $E[P_2 | P_1] = P_1 - P_1^2$. The probability of receiving treatment 2 is highest when the probability of receiving treatment 1 is 50% and equal to zero when the probability of receiving treatment 1 is either zero or one. Since we only control linearly for P_1 in 2SLS, changes in P_2 will then push agents into or out of treatment 1, violating the no cross effects condition.

The required linearity condition is easy to test and ensures that 2SLS assigns proper weights also when Assumption B.6 does not hold:

Proposition B.9. If Assumptions 1, 2, 6, and B.5 hold and $E[P_k | P_l] = \gamma_{kl} + \delta_{kl}P_l$ for all $k, l \in \{1, \dots, n\}$ and constants γ_{kl} and δ_{kl} , then 2SLS assigns proper weights.

In Section 3.2, we apply Proposition B.9 to the case when treatment is characterized by a latent index crossing multiple thresholds.

B.6 Relationship to Unordered Monotonicity

In this section, we show how the conditions in Section 2.2 relate to Heckman & Pinto (2018)’s unordered monotonicity condition. Consider the case of unordered treatments ($D_k = \mathbf{1}[T = k]$) and define $s_0(z) \equiv \mathbf{1}[s(z) = 0]$. *Unordered monotonicity* is then defined by Heckman & Pinto (2018) as:

Assumption B.7. (*Unordered Monotonicity.*) Unordered monotonicity is satisfied if for each treatment $k \in \{0, \dots, n\}$ and instrument values z and z' either $s_k(z) \geq s_k(z')$ for all $s \in \mathcal{S}$ or $s_k(z) \leq s_k(z')$ for all $s \in \mathcal{S}$.

Note that unordered monotonicity is a strictly stronger condition than Assumption B.5.⁴⁰ Assumption B.5 requires Imbens & Angrist (1994) monotonicity to hold for indicators for each treatment *except the excluded treatment*. Unordered monotonicity requires Imbens & Angrist (1994) monotonicity to hold also for an indicator for receiving the excluded treatment ($k = 0$). Define $P_0 \equiv \Pr[T = 0 | Z]$.⁴¹ We then get the following corollary of Proposition B.9:⁴²

⁴⁰For instance, consider the just-identified case with three treatments where all the response types in Table 1 are present. In that case, Assumption B.5 is satisfied but unordered monotonicity is violated: We have $s_0(2) > s_0(1)$ for “1-compliers” and $s_0(2) < s_0(1)$ for “2-compliers”.

⁴¹Under Assumption 6, $P_k \equiv \Pr[T = k | Z]$ for $k \in \{1, \dots, n\}$.

⁴²Proposition B.8 has a similar corollary.

Corollary B.2. *If Assumptions 1, 2, 6 and B.7 hold and $E[P_k | P_l] = \gamma_{kl} + \delta_{kl}P_l$ for all $k, l \in \{0, \dots, n\}$ and constants γ_{kl} and δ_{kl} , then 2SLS assigns proper weights for all possible choices for the excluded treatment.*

In other words, under unordered monotonicity and a linearity condition, 2SLS can identify *all* possible relative treatment effects, not just treatment effects relative to an excluded treatment.

B.7 Knowledge of Next-Best Alternatives

Kirkeboen *et al.* (2016) and a following literature exploit data where agents’ next-best alternative—their treatment choice when $V = 0$ —is plausibly observed. In such settings, 2SLS can identify meaningful treatment effects under much weaker conditions than those of Corollary B.1. We show how our results relate to the Kirkeboen *et al.* (2016) approach in this section. Their approach is to first identify all agents with treatment k as their next-best alternative and then run 2SLS on this subsample using treatment k as the excluded treatment. By varying k one can obtain causal estimates of *all* relative treatments effects as opposed to only treatment effects relative to *one* excluded treatment. Kirkeboen *et al.* (2016) show that 2SLS assigns proper weights in this setting under two relatively mild conditions: *monotonicity* and *irrelevance*.⁴³

In our notation, their monotonicity condition is $s_k(k) \geq s_k(0)$ for all s and k and their irrelevance condition is $s_k(k) = s_k(0) \Rightarrow s_l(k) = s_l(0)$ for all s, k and l . In words, irrelevance requires that if instrument k does not induce an agent into treatment k , it can not induce her into treatment $l \neq k$ either. To see how our results relate to the Kirkeboen *et al.* (2016) approach, assume we run 2SLS on the subsample of all agents we believe have treatment 0 as their next-best alternative using treatment 0 as the excluded treatment.⁴⁴ It turns out that the conditions of Kirkeboen *et al.* (2016) are almost equivalent to the conditions in Corollary B.1 holding in the subsample, with the only exception that our conditions allow for the presence of always-takers.⁴⁵

Proposition B.10. *Maintain Assumption 5 and assume $D_k = \mathbf{1}[T = k]$. The conditions in Corollary B.1 are then equivalent to the following conditions holding for all response types s in the population:*

1. $s_k(k) \geq s_k(0)$ for all k (*Monotonicity*)
2. $s_k(k) = s_k(0) \Rightarrow s_l(k) = s_l(0)$ for all k and l (*Irrelevance*)

⁴³Heinesen *et al.* (2022) study the properties of 2SLS when irrelevance or the “next-best” assumption is violated and discuss how these conditions can be tested.

⁴⁴The corresponding result for subsamples of agents selecting treatment $k \neq 0$ is analog.

⁴⁵The approach of Kirkeboen *et al.* (2016) is to run 2SLS on the subsample of agents having the same treatment as their next-best alternative. Trivially, however, there is no problem if some agents with another next-best alternative are included in the sample as long as they always select this alternative—always-takers do not affect 2SLS estimands.

3. *Either $s(0) = 0$ or there is a k such that $s(v) = k$ for all v (Next-best alternative or always-taker).*

In words, 2SLS applied on a subsample assigns proper weights if and only if monotonicity and irrelevance holds and the subsample is indeed composed only of (i) agents with the excluded treatment as their next-best alternative and (ii) always-takers. The conditions of Kirkeboen *et al.* (2016) are thus not only sufficient for 2SLS to assign proper weights, but also close to *necessary*—they only way they can be relaxed is by allowing for always-takers. Thus, knowing next-best alternatives is *necessary* for 2SLS to assign proper weights in just-identified models with unordered treatment effects. In other words, when interpreting estimates from a just-identified 2SLS model with multiple treatments as a positively weighted sum of individual treatment effects one implicitly assumes knowledge about agents' next-best alternatives.