

---

# Binarizing by Classification: Is soft function really necessary?

---

Yefei He, Luoming Zhang, Weijia Wu, Hong Zhou  
College of Biomedical Engineering & Instrument Science  
Zhejiang University  
Hangzhou, China

{billhe,zluoming,weijiawu}@zju.edu.cn, zhouh@mail.bme.zju.edu.cn

## Abstract

Binary neural network leverages the *Sign* function to binarize real values, and its non-derivative property inevitably brings huge gradient errors during back-propagation. Although many hand-designed soft functions have been proposed to approximate gradients, their mechanism is not clear and there are still huge performance gaps between binary models and their full-precision counterparts. To address this, we propose to tackle network binarization as a binary classification problem and use a multi-layer perceptron (MLP) as the classifier. The MLP-based classifier can fit any continuous function theoretically and is adaptively learned to binarize networks and backpropagate gradients without any specific soft function. With this view, we further prove experimentally that even a simple linear function can outperform previous complex soft functions. Extensive experiments demonstrate that the proposed method yields surprising performance both in image classification and human pose estimation tasks. Specifically, we achieve 65.7% top-1 accuracy of ResNet-34 on ImageNet dataset, with an absolute improvement of 2.6%. When evaluating on the challenging Microsoft COCO keypoint dataset, the proposed method enables binary networks to achieve a mAP of 60.6 for the first time, on par with some full-precision methods.

## 1 Introduction

Recently, deep neural networks (DNNs) have achieved great success in many fields, including computer vision, natural language processing and multi-modality tasks. DNNs usually have massive parameters and need a large amount of data for training. For example, Bert has 110M parameters and is trained on more than 2.5 billion words of text. Deploying such a huge model requires powerful computing resources and mass storage. However, with the development of mobile phones and Internet of things (IoT) devices, there is an increasing demand for deploying neural networks on edge devices. This not only protects data privacy but also reduces the need for network transmission. On these devices with limited storage and computing power, excessive model parameters and computations are unacceptable. To solve this problem, various model compression and acceleration methods have been proposed, such as model quantization, pruning, distillation, etc. Among them, binary neural network (BNN) compresses both weights and activations to a single bit, which greatly reduces the amount of network parameters. Meanwhile, the most frequently used matrix multiplication operation in the inference of neural networks can be replaced by bit operation, which is much more power saving than float operations. As reported in XNOR-Net [17], BNN can bring 32 times of storage compression and up to 58 times of computing acceleration, making it more suitable for deployment on edge devices.

However, BNN greatly limits the model capacity, resulting in a huge degradation in network accuracy. For example, XNOR-Net [17] only achieved 51.2% classification accuracy on ImageNet dataset, with an accuracy gap of 18% compared to the full-precision model. Generally, researchers improve the accuracy of BNN from two aspects: (1) design a network structure suitable for BNN; (2) optimize the training process of BNN. The *Sign* function is used to binarize the weight and activation, and convert continuous floating-point values to discrete  $+1/-1$ . Due to the non-differentiability of *Sign* function, STE [2] is widely used to backpropagate gradients. However, the gradient error brought by STE will accumulate with the backpropagation process, causing great damage to the model accuracy. In order to reduce the gradient error, DSQ [7] first proposes to approximate the gradient with a derivable soft function. Many follow-up works [16] have proposed improved soft functions to further improve the accuracy of the model. However, the working mechanism of soft function is not very clear, and the increasingly complicated form of soft functions makes us wonder: Does soft function have to be so complex to perform well?

To solve the above question, this paper proposes to treat binarization as a binary classification problem and use a multilayer perceptron (MLP) as the classifier. Using MLP instead of a specific soft function has many advantages: 1) MLP is inherently derivable and can propagate gradients well; 2) MLP can theoretically approximate any continuous function, so that we do not have to manually design complex functional forms; 3) Experiments show that an adaptively learned MLP achieves higher accuracy than previous soft functions. Specifically, the binary classification problem brings the discrete *Sign* function into the two-dimensional plane, which further contributes to the optimization of the model. After the model is trained, we use the MLP to binarize and fix the weights in the model, so that the MLP can be discarded during the inference and doesn't generate additional computations. With the proposed powerful binarizing-by-classification (BBC) module, this paper further expands the application of BNN to complex vision tasks, such as human pose estimation. Our method provides a new approach for the lightweighting of pose estimation networks.

We summarize our contributions as follows:

- We propose a novel scheme to treat binarization as a classification problem and use an MLP as a classifier. The MLP is adaptively learned to binarize weight of the network, which greatly improves its performance.
- Benefiting from the strong generalization performance of MLPs, we compare and analyze MLPs of different complexity with complex soft functions proposed in previous work. Experiments show that complex soft functions are not necessary, and even simple linear functions can achieve results that outperform previous SOTA.
- For the first time, we evaluate the performance of BNN on large-scale Microsoft COCO keypoint dataset. Combined with the proposed binarizing-by-classification module, BNN can achieve similar performance to full-precision methods. Due to the small size of the BNN model and the fast inference speed, it has important implications for the deployment of complex vision tasks.

## 2 Related Work

Binary neural networks quantize both weights and activations to 1-bit, thus greatly reducing the memory footprint and computational cost. It was first proposed in BNN [9], which proved the practicability of training BNNs on small image classification datasets. However, the performance degraded severely when larger datasets are encountered, such as ImageNet [6]. To minimize the accuracy gap between BNNs and their full-precision counterparts, many follow-up studies have been proposed, ranging from binary-friendly architecture designs [11, 12], better optimizations [16] and new training schemes [13]. Among them, the optimization of BNN is a key problem. Due to the non-derivability of the *Sign* function, using STE for gradient estimation will inevitably bring gradient errors, and these errors will accumulate with backpropagation. To this end, many soft functions [7, 16] have been proposed to replace STE for estimation of the *Sign* function. However, the forms of these functions are complex. It's difficult to explain the advantages of one function over another. L2B [21] uses a neural encoder to binarize the network. However, it is not well explained and not compared to previous soft functions. In this paper, we want to explore whether such complex soft functions are really necessary with the help of dynamic MLP classifiers. Finding a network structure friendly to binarization can be very helpful. For example, Bi-Real [11] and ReActNet [12] have

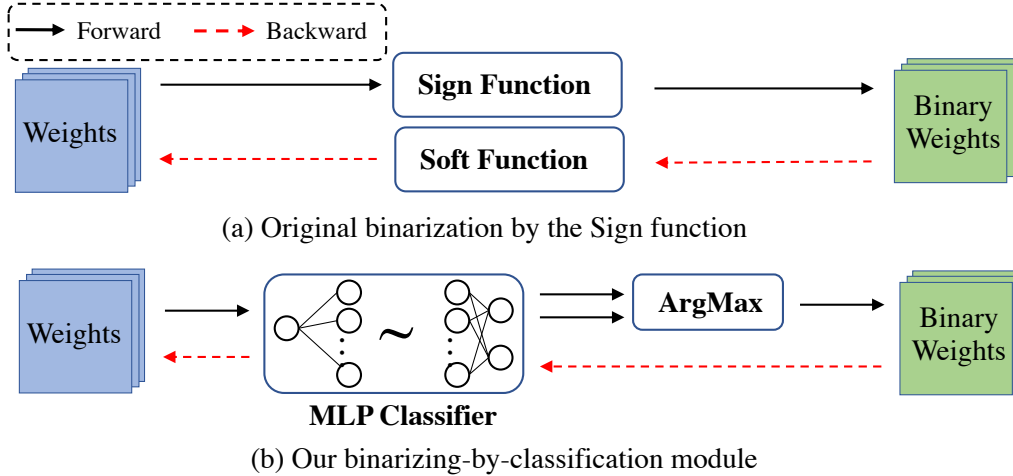


Figure 1: The overflow of Binarizing-by-Classification. "~" in the MLP classifier represents the optional activation layer.

brought great accuracy improvement to BNNs. In this paper, we also prove that our optimization module can co-exist with these network structures, and the combination of the two can further improve the accuracy of binary networks.

Although BNN has made great progress in image classification tasks, few studies have applied BNN to more complex visual tasks, such as human pose estimation. The performance on these tasks would degrade significantly due to the insufficient model capacity of BNNs. For instance, a recent study [3] proposed an improved binary network for pose estimation. However, the method is only evaluated on small dataset like MPII and there is a huge gap between this method and the full precision model. In this paper, we further evaluated our method on large-scale Microsoft COCO Keypoint dataset, proving that BNN can achieve mainstream performance in complex visual tasks as well.

### 3 Preliminaries

Binary neural network stores weights and activations of the network with one bit. The *Sign* function is commonly used to binarize real values:

$$Sign(x) = \begin{cases} +1, & \text{if } x > 0 \\ -1, & \text{otherwise} \end{cases}$$

Matrix multiplication is the core operation during inference. In BNN, the calculation process of matrix multiplication can be formulated as:

$$W_b = Sign(W_r) \quad (1)$$

$$A_b = Sign(A_r) \quad (2)$$

$$O = \alpha_w * \alpha_a * W_b \odot A_b \quad (3)$$

Where  $\alpha$  is the scaling factor corresponding to weight or activation,  $\odot$  represents the vanilla matrix multiplication operation and the subscripts  $b$  and  $r$  denote binary and real values, respectively.

Since all parameters and activations in BNN are presented by one bit, logic operations (XNOR and bitcount) can be used to replace the vanilla floating-point operation and accelerate the inference process, which can be formulated as:

$$o = bitcount(XNOR(w, a)) \quad (4)$$

where  $w$  indicates a weight vector and  $a$  indicates an activation vector. In practice, both vectors are stored in 64-bit registers. Compared with floating-point storage and calculation, BNN enjoys up to  $64 \times$  memory compression ratio and computational reduction.

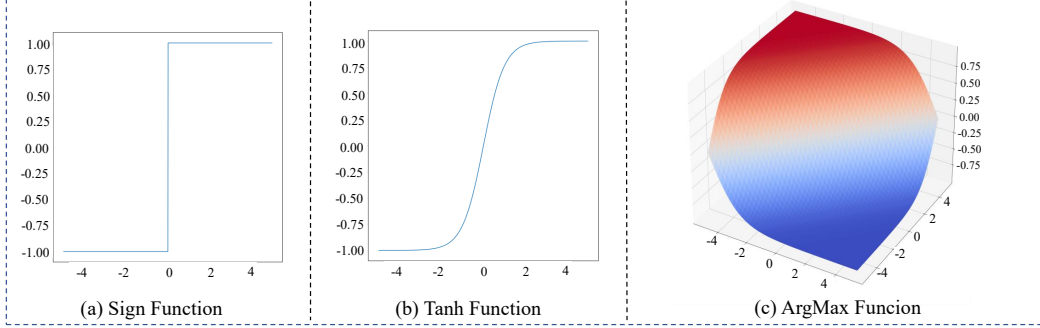


Figure 2: Comparison of choices between different functions.

## 4 Method

### 4.1 Binarizing by classification

BNN is difficult to quantize in a post-training manner, and thus can only be trained from scratch. In order to overcome the problem that the *Sign* function is not differentiable, STE is often used to backpropagate the gradient. However, this brings about the error of gradient estimation. To this end, subsequent work proposes many types of soft functions to replace STE, such as DSQ [7], IR-Net [16], and RootQ. These soft functions usually have complex forms and calculation rules, and their effects are relatively weak. For example, in IR-Net [16], *Tanh* function is used to approximate the gradient:

$$g(x) = ktanh(tx) \quad (5)$$

And the scheme of hyperparameters ( $k$  and  $t$ ) variation with training process is hand-designed:

$$t = T_{\min} 10^{\frac{i}{N} \times \log \frac{T_{\max}}{T_{\min}}}, \quad k = \max\left(\frac{1}{t}, 1\right) \quad (6)$$

Where  $N$  is the number of epochs and  $i$  is the current epoch. However, it is difficult to achieve the best results with such a hand-designed scheme.

In this paper, we solve this problem from a different perspective. Since the key of binary network is to binarize the weight and activation value into +1 and -1, we can treat it as a classification problem. As shown in Figure1, instead of using the *Sign* function, a multi-layer perceptron is used as a classifier to binarize the floating value. The output dimension of the perceptron is set to 2, which represents two valid values in BNNs. Like common classifiers, we can get the classification results with the help of *ArgMax* function. To be further consistent with current BNNs, a linear shift transform is then conducted to convert discrete value  $\{0,1\}$  into  $\{-1,1\}$ .

Instead of using *Sign* function, *ArgMax* is used to binarize continuous values. As shown in Figure2, *ArgMax* brings *Sign* function into a two-dimensional space. Compared with the ordinary *Sign* function, there are more optimization directions to choose in high-dimensional space. More delicate optimization will lead to more accurate gradient estimation and improve the effect.

Whether complex soft functions are necessary is another question that this paper wants to explore. As mentioned above, a complex soft function is often used to estimate the gradient of backpropagation and reduce the gradient error caused by STE. The advantages of multilayer perceptrons are not only its differentiability to help backpropagate gradients, but also it can theoretically fit any continuous function, including the soft functions used by predecessors such as *Tanh*. For instance, when a nonlinear tanh layer is applied within the perceptron, the forward propagation process is given by:

$$g(x) = Tanh(f_{\theta}(x)) \quad (7)$$

Where  $f_{\theta}$  denotes a fully-connected layer with its parameter  $\theta$ . Then the output gradient during backpropagation can be calculated by:

$$\frac{\partial g(x)}{\partial x} = \frac{\partial Tanh(f_{\theta}(x))}{\partial f_{\theta}(x)} \cdot \frac{\partial f_{\theta}(x)}{\partial x} \quad (8)$$

$$\frac{\partial g(x)}{\partial \theta} = \frac{\partial \text{Tanh}(f_\theta(x))}{\partial f_\theta(x)} \cdot \frac{\partial f_\theta(x)}{\partial \theta} \quad (9)$$

According to Equation 5, the output gradient of IR-Net is calculated by:

$$\frac{\partial g(x)}{\partial x} = k \cdot t \cdot \frac{\partial \text{Tanh}(tx)}{\partial tx} \quad (10)$$

Since fully-connected layer is actually a linear transform, Equation 8 and 10 are equivalent in form. The difference between the two methods is that the fully-connected layer can be adaptively learned instead of a manually designed strategy. In this way, instead of handcrafting complex functional forms, we let the network adaptively learn the most appropriate gradient values.

In addition, the complexity of the perceptron can be determined by the number and width of the hidden layers of the network. The nonlinearity of the network can also be modified by adding or removing nonlinear activation layers. In this way, we can also explore how complex the soft function needs to be for binarizing networks. We will analyze the impact of the complexity and nonlinearity of the perceptron on the performance in the subsequent experimental section.

The training process of our BBC module is summarized in Algorithm 1.

---

**Algorithm 1:** The training process of the network with proposed binarizing-by-classification.

---

**Require:** a binary classifier  $\mathbf{M}_\theta$ , a linear shift function  $\mathbf{S}$ , full-precision weights  $\mathbf{W} \in \mathbb{R}^n$ , the input data  $\mathbf{A} \in \mathbb{R}^n$ .

**Forward propagation**

Compute binary weights by binary classifier:

**foreach**  $w_i$  **in**  $\mathbf{W}$  **do**

$w'_i = \mathbf{M}_\theta(w_i)$

$\hat{w}_i = \mathbf{S}(w'_i)$

$\hat{\mathbf{W}} = \{\hat{w}_0, \hat{w}_1, \dots, \hat{w}_n\}$

Compute binary activations:

$\hat{\mathbf{A}} = \text{Sign}(\mathbf{A})$

Calculate the output:

$\mathbf{Z} = \hat{\mathbf{W}} \odot \hat{\mathbf{A}}$

**Backward propagation**

Compute the gradient of  $\mathbf{W}$  according to Equation 8

Compute the gradient of  $\theta$  according to Equation 9

**Update parameters**

Update  $\mathbf{W}$ :  $\mathbf{W} = \mathbf{W} - \eta_w \frac{\partial \mathcal{L}}{\partial \mathbf{W}}$

Update  $\theta$ :  $\theta = \theta - \eta_\theta \frac{\partial \mathcal{L}}{\partial \theta}$

---

## 4.2 Binary networks for human pose estimation

Although there have been many lightweight works in the field of human pose estimation, few attempts have been made to use BNN as the backbone network. In this section, we explore the feasibility of using binary networks as a lightweight approach.

First, we make modifications based on the previously proposed binary-friendly network structure and use this as our baseline. We follow the method proposed by Simple-Baseline [19] and directly connect several deconvolutional layers after the backbone for upsampling to obtain the final output. Specifically, we adopt two binary-friendly network structures that are proven to be very effective, Bi-Real [11] and ReActNet [12] as our backbones. Combined with the proposed BBC module, the binary network backbone already has strong feature extraction capabilities. Then we add three deconvolutional layers on the feature map as estimation head. Experimental results in later sections demonstrate that our network has outperformed previous lightweight pose estimation methods. Although more than 80% of the parameters of the network have been binarized, the deconvolutional layer still uses floating-point calculations, which slows down the overall inference speed. This is because the commonly used pyramid structure is not used in the method proposed by the Simple-Baseline [19], and only the last deconvolutional layers are used for upsampling.

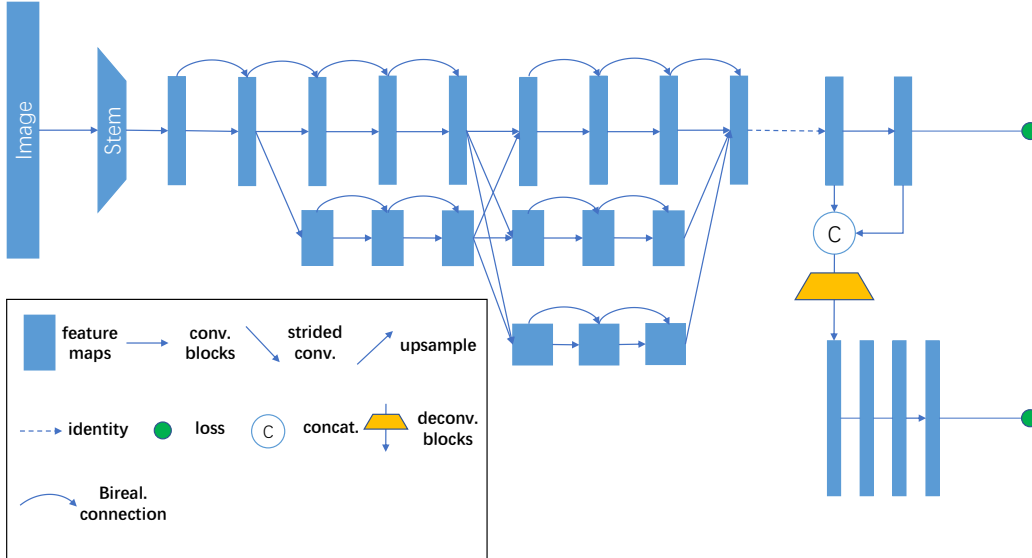


Figure 3: The architecture of the proposed BHRNet.

In order to overcome the above shortcomings and further improve the accuracy, we must maintain the pyramid structure while ensuring the binary-friendliness of the network structure. To this end, we propose BHRNet. As illustrated in Figure 3, our method’s backbone is based on HigherHRNet [4], which parallels high-to-low resolution subnetworks to effectively extract features of different scales. The difference is that the convolution module used to extract features is transformed into a Bi-Real structure and uses the BBC module proposed above. The Bi-Real structure uses the layer-wise shortcut to greatly preserve the information in the network; while the BBC module can greatly reduce the gradient error during backpropagation caused by the *Sign* function. Compared with baselines proposed above, BHRNet has fewer parameters and a higher binarization ratio, resulting in a faster inference speed. Combining the above three points, our proposed BHRNet achieves the breakthrough effect of BNN in the field of pose estimation, which will be reported in Section 6.2.

## 5 Image classification experiment

### 5.1 Implementation Details

**Datasets and network structure:** In this study, the image classification experiments are conducted on two standard benchmarks: CIFAR10 [1] and ImageNet (ILSVRC12) [6]. To prove the generality of our method, we employ on widely-used network structures, including ResNet-20 [8] for CIFAR10 and ResNet-18, ResNet-34 for ImageNet. ResNet is implemented with Bi-Real structure as previous research did [11]. The proposed MLP for approximating gradients is implemented with a one-layer linear model without non-linear parts, if not otherwise specified. All convolutional layers in networks are quantized to 1-bit except the first one.

**Training strategy:** For the experiments on CIFAR10 dataset, we apply SGD as our optimizer with a momentum of 0.9 and a weight decay of  $1e-4$ . The learning rate is set to 0.1 and the cosine annealing schedule is adopted to adjust the learning rate. The batchsize is set to 128 and we train networks from scratch for 400 epochs. For the experiments on ImageNet dataset, we use an Adam optimizer without weight decay. The initial learning rate is set to  $2.5e-3$  and decreases linearly while training. Instead of using a 2-step training scheme (training  $32W1A$  first then  $1W1A$ ), the main results are achieved by training networks from scratch for 120 epochs without intermediate training steps or warmups. In this way, we can compare with other soft functions more fairly. However, we also do a few experiments with the 2-step training scheme to prove that our method is able to achieve SOTA performance. In this case, we utilize the official implementation of ReActNet [12] and follow its settings for a fair comparison. The CIFAR10 and ImageNet experiments are conducted with 1 RTX3090 GPU and 4 RTX3090 GPUs, respectively.

## 5.2 Comparison with state-of-the-art

### 5.2.1 CIFAR10

We first evaluate our method on CIFAR10 dataset by comparing it with existing state-of-the-arts binary quantization methods, including DSQ [7], DoReFa [22], IR-Net [16], L2B [21] and SD-BNN [20]. Among them, DSQ [7] and IR-Net [16] propose to use  $Tanh$  as soft functions to approximate the  $Sign$  function. SD-BNN also adopts the same soft function as IR-Net. As shown in Table 1, our BBC outperforms previous methods with complex soft functions and further narrows the performance gap between the binary and full-precision model (less than 3.8% over ResNet-20). This indicates that a simple linear model can be competent to approximate the gradient, even  $Tanh$  is closer to the  $Sign$  function in shape. We will further verify this view in section 5.3.

Table 1: Accuracy comparison with SOTA method on CIFAR10 dataset.

Model	Method	Bit-Width(W/A)	Acc.(%)
ResNet-20	FP	32/32	91.7
	DoReFa [22]	1/1	79.3
	DSQ [7]	1/1	84.1
	L2B [21]	1/1	85.3
	IR-Net [16]	1/1	86.5
	SD-BNN [20]	1/1	86.9
	<b>Ours</b>	<b>1/1</b>	<b>87.9</b>

### 5.2.2 ImageNet

To further verify the robustness of the method, we evaluate it on large-scale ImageNet dataset. Table 2 shows the comparison with current SOTA binary methods over ResNet-18 and ResNet-34. It can be seen that our BBC achieves the best accuracy in both network structures. Our result over ResNet-18 is even comparable to IR-Net over ResNet-34 (62.3% vs. 62.9%), with only half of the parameters. The absolute accuracy increase brought by BBC can be up to 2.6% over ResNet-34 (65.7% vs. 63.1%). What’s more, in order to further improve the accuracy and demonstrate the coexistence ability of our method with the two-stage training scheme, we combine BBC with ReAct [12] method and utilize its 2-step training scheme. The result of the obtained ReAct-ResNet is also reported in Table 2, proving the flexibility and generality of our method. In summary, the experimental results prove that our BBC consistently outperforms the existed methods, whether using the 2-step training scheme or not.

Table 2: Accuracy comparison of different network architecture with SOTA method on ImageNet dataset.

Model	Method	Bit-Width(W/A)	Acc.(%)
ResNet-18	FP	32/32	69.6
	XNOR-Net [17]	1/1	51.2
	Bi-Real [11]	1/1	56.4
	IR-Net [16]	1/1	58.1
	L2B [21]	1/1	61.3
	Ours <sup>1</sup>	1/1	62.3
	ReAct-ResNet [12]	1/1	63.2
	<b>Ours<sup>2</sup></b>	<b>1/1</b>	<b>64.9</b>
ResNet-34	FP	32/32	73.3
	Bi-Real [11]	1/1	62.2
	IR-Net [16]	1/1	62.9
	L2B [21]	1/1	63.1
	<b>Our</b>	<b>1/1</b>	<b>65.7</b>

<sup>1</sup>Results of ResNet with original structure and one-step training.

<sup>2</sup>Results of ResNet with ReAct structure and two-step training.

### 5.3 Ablation Analysis

In this subsection, we investigate the relationship between the complexity of soft function and its performance. Previous work has proposed a lot of complex soft functions and tried to analyze their mechanism. Among various functions, *Tanh* function is widely used for its similar shape to *Sign* function. DSQ and IR-Net held the view that the soft function needs to evolve during training, and it coincides with the *Sign* function eventually. But is this really the case? We validate this point of view through the adaptive MLP. As mentioned above, MLP can approximate any continuous function. Therefore, we can change the nonlinearity of MLP by adding activation layers and increase its complexity by increasing the number of MLP layers.

Table 3: The performance of MLP-based classifier under different settings.

Model	Number of Layers	Number of Channels	Activation Layer	Acc.(%)
ResNet-20	0	-	-	83.32
	<b>1</b>	-	-	<b>87.98</b>
	1	-	Tanh	87.87
	2	100	-	87.70
	2	100	Tanh	40.05

The experimental results are shown in Table 3. Unexpectedly, a single-layer neural network without any activation layer achieves the best accuracy. In this case, the MLP is actually equivalent to a linear function, and the gradient is simply multiplied by the coefficients of the linear function when backpropagating. As the complexity and non-linearity of the MLP increase, the accuracy of the model decreases slightly. When the MLP has both hidden layers and tanh activation layer, the model fails to converge. We assume this is due to overfitting caused by the high complexity of the MLP.

### 5.4 Evolution of MLP classifier

Since the single-layer MLP without activation layer (i.e., a linear function) achieves best accuracy, we conduct experiments to see how the coefficient of this linear function changes. It should be noted that this coefficient is equal to the sum of two neurons of the single-layer MLP, the detail can be found in Appendix A. Figure 4(a) plot the coefficient per epoch during training.

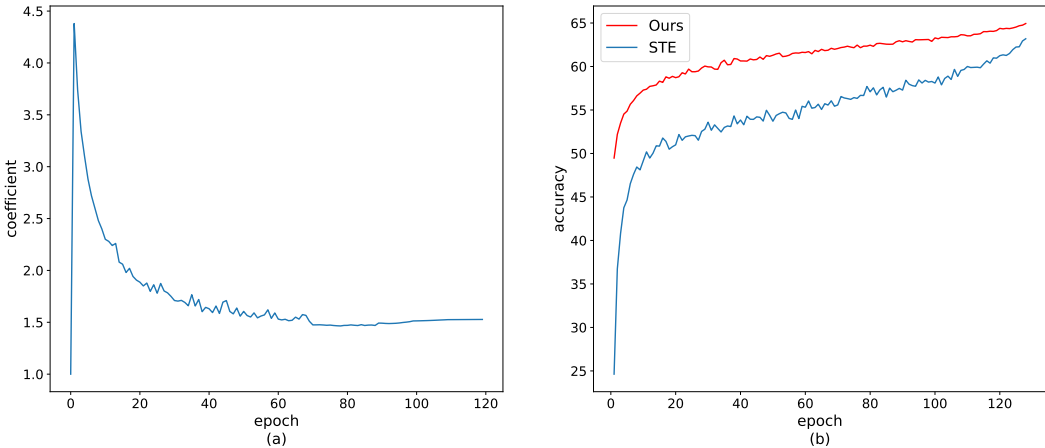


Figure 4: Evolution process of the coefficient during training (a) how this evolution helps convergence (b).

We can see that that coefficient increases rapidly at the beginning of training, which means it’s rapidly approaching the *Sign* function. After that, the coefficient slowly decreased and stabilized around 1.5. The adaptive coefficient also improves the ability of BNNs to converge, as shown in Figure 4(b). Training BNNs with our BBC module has faster convergence, higher accuracy and a more stable training process. Given the fact that STE is equivalent to a linear soft function where the coefficient is exactly 1, the MLP classifier behaves similarly to STE when it’s stabilized. This shows that in many



cases STE only needs to multiply an adaptive coefficient to work well, and there is no need to design a complex soft function to replace it.

## 6 Human pose estimation experiment

### 6.1 Experiment Settings

We evaluate our method on large-scale Microsoft COCO dataset [10], which contains more than 110000 images labeled with 17 keypoints for human pose estimation. Models are trained only on the *train* set and we report the performance on the *val* set. For data augmentation and hyper-parameter settings, we follow the previous work [19]. It's worth noticing that no pretrained models are used for all experiments, and we train all models from scratch with the one-step training scheme. For baseline networks and BHRNet, the BBC module proposed in section 4.1 is adopted to correct gradients.

### 6.2 Main Results

Binarizing networks is an alternative way to compress the pose estimation model, which can greatly reduce the total OPs of the model. We compare our method with state-of-the-art lightweight human pose estimation models. As shown in Table 4, directly combining binary-friendly network structures with deconvolution layers will bring a lot of floating-point operations (5th and 6th rows of Table 2), reducing the compression ratio brought by binarization. On the contrary, our proposed BHRNet maintains the multi-scale detection ability for pose estimation, while making the model structure binary friendly, outperforming the current SOTA method with fewer OPs (only 7.93G). As far as we know, it's the first time that a binary network achieves a result of 60.6mAP on the challenging Microsoft COCO dataset. Visualization results produced by BHRNet are shown in Appendix (Figure 5).

Table 4: Results on Microsoft COCO *val* set. Here, "FLOPs" means floating point operations, "BOPs" means binary operations and "OPs" means total operations, which is calculated by  $OPs = BOPs / 64 + FLOPs$ .

Model	FLOPs	BOPs	OPs	AP
HigherHRNet [5]	47.9G	-	47.9G	69.9
Lightweight OpenPose [15]	18.0G	-	18.0G	42.8
EfficientHRNet [14]	15.8G	-	15.8G	52.9
Baseline network (Bi-Real based)	10.30G	3.69G	10.36G	54.1
LitePose-S [18]	10.0G	-	10.0G	56.8
Baseline network (ReAct based)	11.17G	10.37G	11.33G	58.7
<b>BHRNet</b>	<b>7.3G</b>	<b>40.2G</b>	<b>7.93G</b>	<b>60.6</b>

## 7 Conclusion & Discussion

In this paper, we propose an MLP-based binary classifier to binarize networks adaptively and replace the soft function to backpropagate the gradient. With the help of the powerful generalization ability of MLP, we further prove that complex soft functions are not necessary, and even a simple linear function is able to achieve SOTA performance. What's more, we validate the performance of BNN on the challenging human pose estimation task. By making the network binary-friendly and using the proposed BBC module for accurate gradient estimation, our proposed BHRNet achieves better results than the previous lightweight SOTA method with less computational costs, proving that BNN can be well applicable in complex vision tasks.

However, in this paper we limit the application of quantizing-by-classification to binary neural networks. This is theoretically feasible with multi-bit quantization as well. This will be investigated in future work.

## References

- [1] V. N. Alex Krizhevsky and G. Hinton. cifar-10. <http://www.cs.toronto.edu/kriz/cifar.html>. Accessed: 2014.
- [2] Y. Bengio, N. Léonard, and A. Courville. Estimating or propagating gradients through stochastic neurons for conditional computation. *arXiv preprint arXiv:1308.3432*, 2013.
- [3] A. Bulat, G. Tzimiropoulos, J. Kossaifi, and M. Pantic. Improved training of binary networks for human pose estimation and image recognition. *arXiv preprint arXiv:1904.05868*, 2019.
- [4] B. Cheng, B. Xiao, J. Wang, H. Shi, T. S. Huang, and L. Zhang. Higherhrnet: Scale-aware representation learning for bottom-up human pose estimation. In *CVPR*, 2020.
- [5] B. Cheng, B. Xiao, J. Wang, H. Shi, T. S. Huang, and L. Zhang. Higherhrnet: Scale-aware representation learning for bottom-up human pose estimation. In *Proceedings of the IEEE/CVF conference on computer vision and pattern recognition*, pages 5386–5395, 2020.
- [6] J. Deng, W. Dong, R. Socher, L.-J. Li, K. Li, and L. Fei-Fei. Imagenet: A large-scale hierarchical image database. In *2009 IEEE conference on computer vision and pattern recognition*, pages 248–255. Ieee, 2009.
- [7] R. Gong, X. Liu, S. Jiang, T. Li, P. Hu, J. Lin, F. Yu, and J. Yan. Differentiable soft quantization: Bridging full-precision and low-bit neural networks. In *Proceedings of the IEEE/CVF International Conference on Computer Vision*, pages 4852–4861, 2019.
- [8] K. He, X. Zhang, S. Ren, and J. Sun. Deep residual learning for image recognition. In *Proceedings of the IEEE conference on computer vision and pattern recognition*, pages 770–778, 2016.
- [9] I. Hubara, M. Courbariaux, D. Soudry, R. El-Yaniv, and Y. Bengio. Binarized neural networks. *Advances in neural information processing systems*, 29, 2016.
- [10] T. Lin, M. Maire, S. Belongie, J. Hays, P. Perona, D. Ramanan, P. Dollár, C. Zitnick, et al. Microsoft coco: Common objects in context. *international conference on computer vision 2014 sep 6* (pp. 740–755).
- [11] Z. Liu, W. Luo, B. Wu, X. Yang, W. Liu, and K.-T. Cheng. Bi-real net: Binarizing deep network towards real-network performance. *International Journal of Computer Vision*, 128(1):202–219, 2020.
- [12] Z. Liu, Z. Shen, M. Savvides, and K.-T. Cheng. Reactnet: Towards precise binary neural network with generalized activation functions. In *European Conference on Computer Vision*, pages 143–159. Springer, 2020.
- [13] B. Martinez, J. Yang, A. Bulat, and G. Tzimiropoulos. Training binary neural networks with real-to-binary convolutions. *arXiv preprint arXiv:2003.11535*, 2020.
- [14] C. Neff, A. Sheth, S. Furgurson, and H. Tabkhi. Efficienthrnet: Efficient scaling for lightweight high-resolution multi-person pose estimation. *arXiv preprint arXiv:2007.08090*, 2020.
- [15] D. Osokin. Real-time 2d multi-person pose estimation on cpu: Lightweight openpose. *arXiv preprint arXiv:1811.12004*, 2018.
- [16] H. Qin, R. Gong, X. Liu, M. Shen, Z. Wei, F. Yu, and J. Song. Forward and backward information retention for accurate binary neural networks. In *Proceedings of the IEEE/CVF Conference on Computer Vision and Pattern Recognition (CVPR)*, 6 2020.
- [17] M. Rastegari, V. Ordonez, J. Redmon, and A. Farhadi. Xnor-net: Imagenet classification using binary convolutional neural networks. In *European conference on computer vision*, pages 525–542. Springer, 2016.
- [18] Y. Wang, M. Li, H. Cai, W.-M. Chen, and S. Han. Lite pose: Efficient architecture design for 2d human pose estimation. *arXiv preprint arXiv:2205.01271*, 2022.
- [19] B. Xiao, H. Wu, and Y. Wei. Simple baselines for human pose estimation and tracking. In *Proceedings of the European conference on computer vision (ECCV)*, pages 466–481, 2018.
- [20] P. Xue, Y. Lu, J. Chang, X. Wei, and Z. Wei. Self-distribution binary neural networks. *Applied Intelligence*, pages 1–13, 2022.

- [21] S. Zhang, F. Ge, R. Ding, H. Liu, and X. Zhou. Learning to binarize convolutional neural networks with adaptive neural encoder. In *2021 International Joint Conference on Neural Networks (IJCNN)*, pages 1–8, 2021.
- [22] S. Zhou, Y. Wu, Z. Ni, X. Zhou, H. Wen, and Y. Zou. Dorefa-net: Training low bitwidth convolutional neural networks with low bitwidth gradients, 2016.

## A Rewrite of $ArgMax$ function

Since  $ArgMax$  function is non-differentiable, we rewrite its backward function so that the gradient can propagate. Specifically, we apply STE to the case of unequal input and output dimensions.

In our case, we calculate the binarized weight  $w_b$  by the MLP  $f_\theta$  and  $ArgMax$  function:

$$w_b = ArgMax(f_\theta(w)) \quad (11)$$

For simplicity, we assume that the MLP has only two neurons:

$$w_b = ArgMax(\theta_1 w, \theta_2 w) \quad (12)$$

However, the gradient can't be propagated when the output dimension is different from input's. To enable STE, we duplicate the output gradient  $g_{w_b}$  and directly assign to  $\theta$ .

$$g_{\theta_1} = g_{w_b} \quad (13)$$

$$g_{\theta_2} = g_{w_b} \quad (14)$$

In this way, we can get the gradient  $g_w$  through the MLP  $f_\theta$ , which in our case is:

$$g_w = (\theta_1 + \theta_2)g_{w_b} \quad (15)$$

## B Results of our binary pose-estimation network




Figure 5: High-quality results produced by the proposed BHRNet on Microsoft COCO *val* set.