

DISCOVERING LATENT CONCEPTS LEARNED IN BERT

Fahim Dalvi^{◇*} Abdul Rafae Khan^{†*} Firoj Alam[◇] Nadir Durrani[◇] Jia Xu[†] Hassan Sajjad[◇]
 {faimaduddin, fialam, ndurrani, hsajjad}@hbku.edu.qa
[◇]Qatar Computing Research Institute, HBKU Research Complex, Doha 5825, Qatar

[†]School of Engineering and Science, Stevens Institute of Technology, Hoboken, NJ 07030, USA
 {akhan4, jxu70}@stevens.edu

ABSTRACT

A large number of studies that analyze deep neural network models and their ability to encode various linguistic and non-linguistic concepts provide an interpretation of the inner mechanics of these models. The scope of the analyses is limited to pre-defined concepts that reinforce the traditional linguistic knowledge and do not reflect on how novel concepts are learned by the model. We address this limitation by discovering and analyzing latent concepts learned in neural network models in an unsupervised fashion and provide interpretations from the model’s perspective. In this work, we study: i) what latent concepts exist in the pre-trained BERT model, ii) how the discovered latent concepts align or diverge from classical linguistic hierarchy and iii) how the latent concepts evolve across layers. Our findings show: i) a model learns novel concepts (e.g. animal categories and demographic groups), which do not strictly adhere to any pre-defined categorization (e.g. POS, semantic tags), ii) several latent concepts are based on multiple properties which may include semantics, syntax, and morphology, iii) the lower layers in the model dominate in learning shallow lexical concepts while the higher layers learn semantic relations and iv) the discovered latent concepts highlight potential biases learned in the model. We also release¹ a novel BERT ConceptNet dataset (BCN) consisting of 174 concept labels and 1M annotated instances.

1 INTRODUCTION

Interpreting deep neural networks (DNNs) is essential for understanding their inner workings and successful deployment to real-world scenarios, especially for applications where fairness, trust, accountability, reliability, and ethical decision-making are critical metrics. A large number of studies have been devoted towards interpreting DNNs. A major line of research work has focused on DNNs in interpreting deep Natural Language Processing (NLP) models and their ability to learn various pre-defined linguistic concepts (Tenney et al., 2019b; Liu et al., 2019a). More specifically, they rely on pre-defined linguistic concepts such as: parts-of-speech tags and semantic tags, and probe whether the specific linguistic knowledge is learned in various parts of the network. For example, Belinkov et al. (2020) found that lower layers in the Neural Machine Translation (NMT) model capture word morphology and higher layers learn long-range dependencies.

A pitfall to this line of research is its study of pre-defined concepts and the ignoring of any latent concepts within these models, resulting in a narrow view of what the model knows. Another weakness of using user-defined concepts is the involvement of human bias in the selection of a concept which may result in a misleading interpretation. In our work, we sidestep this issue by approaching interpretability from a model’s perspective, specifically focusing of the discovering of latent concepts in pre-trained models.

Mikolov et al. (2013); Reif et al. (2019) showed that words group together in the high dimensional space based on syntactic and semantic relationships. We hypothesize that these groupings represent *latent concepts*, the information that a model learns about the language. In our approach, we cluster

*Equal contribution

¹Code and dataset: <https://neurox.qcri.org/projects/bert-concept-net.html>

contextualized representations in high dimensional space and study the relations behind each group by using hierarchical clustering to identify groups of related words. We manually annotate the groups and assemble a concept dataset. This is the first concept dataset that enables model-centric interpretation and will serve as a benchmark for analyzing these types of models. While we base our study on BERT (Devlin et al., 2019), our method can be generically applied to other models.

We study: i) what latent concepts exist in BERT, ii) how the discovered latent concepts align with pre-defined concepts, and iii) how the concepts evolve across layers. Our analysis reveals interesting findings such as: i) the model learns novel concepts like the hierarchy in animal kingdom, demographic hierarchy etc. which do not strictly adhere to any pre-defined concepts, ii) the lower layers focus on shallow lexical concepts while the higher layers learn semantic relations, iii) the concepts learned at higher layers are more aligned with the linguistically motivated concepts compared to the lower layers, and iv) the discovered latent concepts highlight potential biases learned in the model.

There are two main contributions of our work: i) We interpret BERT by analyzing latent concepts learned in the network, and ii) we provide a first multi-facet hierarchical BERT ConceptNet dataset (BCN) that addresses a major limitation of a prominent class of interpretation studies. Our proposed concept pool dataset not only facilitates interpretation from the perspective of the model, but also serves as a common benchmark for future research. Moreover, our findings enrich existing linguistic and pre-defined concepts and has the potential to serve as a new classification dataset for NLP in general. BCN consists of 174 fine-grained concept labels with a total of 1M annotated instances.

2 WHAT IS A CONCEPT?

A concept represents a notion and can be viewed as a coherent fragment of knowledge. Stock (2010) defines concept as “a class containing certain objects as elements, where the objects have certain properties”. Deveaud et al. (2014) considers latent concepts as words that convey the most information or that are the most relevant to the initial query. A concept in language can be anything ranging from a shallow lexical property such as character bigram, to a complex syntactic phenomenon such as an adjectival phrase or a semantic property such as an event. Here, we loosely define concept as **a group of words that are meaningful** i.e. can be clustered based on a linguistic relation such as lexical, semantic, syntactic, morphological etc. For example, names of ice-hockey teams form a semantic cluster, words that occur in a certain position of a sentence represent a syntactic concept, words that are first person singular verbs form a morphological cluster, words that begin with ”anti” form a lexical cluster. We consider clusters of word contextual representations in BERT as concept candidates and the human-annotated candidates with linguistic meanings as our discovered latent concepts. However, if a human is unable to identify a relation behind a group of words, we consider it as *uninterpretable*. It is plausible that BERT learns a relation between words that humans are unable to comprehend.

3 METHODOLOGY

Consider a Neural Network (NN) model \mathbb{M} with L layers $\{l_1, l_2, \dots, l_l, \dots, l_L\}$, where each layer contains H hidden nodes. An input sentence consisting of M words $w_1, w_2, \dots, w_i, \dots, w_M$ is fed into NN. For the i -th word input, we compute the node output (after applying the activation functions) $y_h^l(i)$ of every hidden node $h \in \{1, \dots, H\}$ in each layer l , where $\vec{y}^l(i)$ is the vector representation of all hidden node outputs in layer l for w_i . Our goal is to cluster \vec{y}^l , the contextual representation, among all i -th input words. We call this clustering as latent concepts that map words into meaningful groups. We introduce an annotation schema and manually assign labels to each cluster following our definition of a concept. In the following, we discuss each step in detail.

3.1 CLUSTERING

Algorithm 1 (Appendix A) presents the clustering procedure. For each layer, we cluster the hidden nodes into K groups using agglomerative hierarchical clustering (Gowda & Krishna, 1978) trained on the contextualized representation. We apply Ward’s minimum variance criterion that minimizes the total within-cluster variance. The distance between two vector representations is calculated with the squared Euclidean distance. The number of clusters K is a hyperparameter. We empirically set

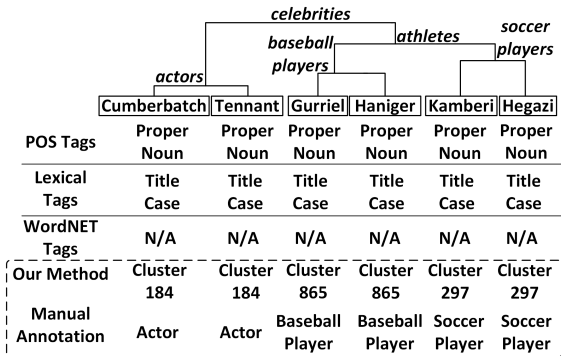


Figure 1: Illustration of a hierarchical concept tree. Our new concepts represent novel aspects that are not found in the pre-defined concepts.

$K = 1000$ with an aim to avoid many large clusters of size more than 1000 tokens (under-clustering) and a large number of small clusters having less than five word types (over-clustering)².

3.2 DATA PREPARATION

The choice of a dataset is an important factor to be considered when generating latent concepts. Ideally, one would like to form latent clusters over a large collection with diverse domains. However, clustering a large number of points is computationally and memory intensive. In the case of agglomerative hierarchical clustering using Ward linkage, the memory complexity is $O(n^2)$, which translates to about 400GB of runtime memory for 200k input vectors. A potential workaround is to use a different linkage algorithm like single or average linkage, but each of these come with their own caveats regarding assumptions around how the space is structured and how noisy the inputs are.

We address these problems by using a subset of a large dataset of News 2018 WMT³ (359M tokens). We randomly select 250k sentences from the dataset (≈ 5 million tokens). We further limit the number of tokens to $\approx 210k$ by discarding singletons, closed-class words, and tokens with a frequency higher than 10. For every token, we extract its contextualized representations and embedding layer representation using the 12-layered BERT-base-cased model (Devlin et al., 2019) in the following way: First, we tokenize sentences using the Moses tokenizer⁴ and pass them through the standard pipeline of BERT as implemented in HuggingFace.⁵ We extract layer-wise representations of every token. If the BERT tokenizer splits an input token into subwords or multiple tokens, we mean pool over them to create an embedding of the input token. For every layer, we cluster tokens using their contextualized representations.

3.3 CONCEPT LABELS

We define a hierarchical concept-tagset, starting with the core language properties i.e., semantics, parts-of-speech, lexical, syntax, etc. For each cluster, we assign the core properties that are represented by that cluster, and further enrich the label with finer hierarchical information. It is worth noting that the core language properties are not mutually exclusive i.e., a cluster can belong to more than one core properties at the same time. Consider a group of words mentioning *first name* of the *football players* of the *German* team and all of the names occur at the *start of a sentence*, the following series of tags will be assigned to the cluster: semantic:origin:Germany, semantic:entertainment:sport:football, semantic:namedentity:person:firstname, syntax:position:firstword. Here, we preserve the hierarchy at various levels such as, sport, person name, origin, etc., which can be used to combine clusters to analyze a larger group.

²We experimented with Elbow and Silhouette but they did not show reliable results.

³<http://data.statmt.org/news-crawl/en/>

⁴<https://pypi.org/project/mosetokenizer/>

⁵<https://huggingface.co>

3.4 ANNOTATION TASK

Following our definition of concepts, we formulated the annotation task using the two questions below:

Q1: Is the cluster meaningful?

Q2: Can the two clusters be combined to form a meaningful group?

We show annotators the contextual information (i.e., corresponding sentences) of the words for each of these questions. The annotator can answer them as (i) yes, (ii) no, and (iii) don't know or can't judge. Q1 mainly involves identifying if the cluster is meaningful, according to our definition of a concept (Section 2). Based on the *yes* answer of Q1, annotators' task is to either introduce a new concept label where it belongs or classify it into an appropriate existing concept label. Note that at the initial phase of the annotation, the existing concept label set was empty. As the annotators annotate and finalize the concept labels, we accumulate them into the existing concept label set and provide them in the next round of annotations, in order to facilitate and speed-up the annotations. In Q2, we ask the annotators to identify whether two sibling clusters can be also combined to form a meaningful super-cluster. Our motivation here is to keep the hierarchical information that BERT is capturing intact. For example, a cluster capturing Rock music bands in the US can be combined with its sibling that groups Rock music bands in the UK to form a Rock music bands cluster. Similarly, based on the *yes* answer of Q2, the annotators are required to assign a concept label for the super-cluster. The annotation guidelines combined with the examples and screenshots of the annotation platform is provided in Appendix B.

The annotators are asked to maintain hierarchy while annotating e.g., a cluster of ice hockey will be annotated as `semantic:entertainment:sport:ice_hockey` since the words are semantically grouped and the group belongs to sports, which is a subcategory of entertainment. In case of more than one possible properties that form a cluster, we annotate it with both properties e.g., title case and country names where the former is a lexical property and the latter is a semantic property.

Since annotation is an expensive process, we carried out annotation of the final layer of BERT only. The concept annotation is performed by three annotators followed by a consolidation step to resolve disagreements if there are any. For the annotation task, we randomly selected 279 clusters out of 1000 clusters obtained during the clustering step (see Section 3.1).

4 ANNOTATED DATASET

4.1 INTER ANNOTATION AGREEMENT

We computed Fleiss κ (Fleiss et al., 2013) and found the average value for Q1 and Q2 to be 0.61 and 0.64, respectively, which is *substantial* in the κ measurement (Landis & Koch, 1977). The detail on κ measures and agreement computation using other metrics are reported in Appendix (Table 2).

4.2 STATISTICS

For Q1, we found 243 (87.1%) meaningful clusters and 36 (12.9%) non-meaningful clusters. For Q2, we found that 142 (75.9%) clusters out of 187 clusters can form a meaningful cluster when combined with their siblings. The annotation process resulted in 174 unique concept labels from the 279 clusters (See Appendix B.3 for the complete list of labels). The high number of concept labels is due to the fine-grained distinctions and multi-facet nature of the clusters where a cluster can get more than one labels. The label set consists of 11 lexical labels, 10 morphological labels, 152 semantic labels and one syntactic label. The semantic labels form the richest hierarchy where the next level of hierarchy consists of 42 labels such as: entertainment, sports, geo-politics, etc.

4.3 EXAMPLES OF CONCEPT HIERARCHY

In this Section, we describe the concept hierarchy that we have achieved through our annotation process. Figure 1 illustrates an example of a resulting tree found by hierarchical clustering. Each node is a concept candidate. We capture different levels of fine-grained meanings of word groups, which do not exist in pre-defined concepts. For example, a SEM or an NE tagger would mark a name as person, but our discovery of latent concepts show



Figure 2: Example Concepts. 2a shows a cluster that has a lexical property (*hyphenation*) and a morphological property (*adjective*). Similarly, 2b shares a common suffix *est* and additionally possesses the morphological phenomenon, superlative adjectives. Finally, a large number of clusters were grouped based on the fine-grained semantic information. For example, the cluster in 2c is a named entity cluster specific to places in Germany.

that BERT uses a finer hierarchy by further classifying them as “baseball players”, “soccer players”, and “athletes”. Our annotation process preserves this information and provides hierarchical labels such as `semantic:named-entity:person:celebrity:actor` and `semantic:named-entity:person:athletes:soccer`. Due to the multi-faceted nature of the latent clusters, many of them are annotated with more than one concept label. In the case of the clusters shown in Figure 1, they have a common lexical property (title case) and hence will also get the label `LEX:case:title` during annotation. Figure 2 shows word clouds of a few annotated clusters along with their descriptions.⁶

5 ANALYSIS AND FINDINGS

5.1 QUALITATIVE ANALYSIS

Our annotated dataset unveils insightful analysis of the latent concepts learned within BERT representations. Figure 3 presents a few examples of the discovered concepts. The two clusters of decimal numbers (Figure 3a, 3b) look quite similar, but are semantically different. The former represents numbers appearing as percentages e.g., 9.6% or 2.4 percent and the latter captures monetary figures e.g., 9.6 billion Euros or 2.4 million dollars. We found these two clusters to be sibling, which shows that BERT is learning a morpho-semantic hierarchy where it grouped all the decimal numbers together (morphologically) and then further made a semantic distinction by dividing them into percentages and monetary figures. Such a subtle difference in the usage of decimal numbers shows the importance of using fine-grained concepts for interpretation. For example, numbers are generally analyzed as one concept (CD tag in POS) which may be less informative or even misleading given that BERT treats them in a variety of different ways. Figure 3c shows an example of a cluster where the model captures an era of time, specifically 18 and 19 hundreds. Learning such information may help the model to learn relation between a particular era and the events occurring in that time period. Similarly, we found BERT learning semantic distinction of animal kingdom and separated animals into land, sea and flying groups (see Appendix B.3). These informative categories support the use of pre-trained models as a knowledge base (Petroni et al., 2019).

We further observed that BERT learns aspects specific to the training data. Figure 3d shows a cluster of words where female roles (Moms, Mothers, Granny, Aunt) are grouped together with job roles such as (housekeeper, Maid, Nanny). The contextual information in the sentences where these words appear, do not explicate whether the person is a male or a female, but based on the data used for the training of BERT, it has associated these roles to females. For example, the sentence “*Welfare staff’s good housekeeping praised for uncovering disability benefits error*” is a general sentence. However, the contextualized representation of *housekeeping* in this sentence associates it to a female-related concept. Similarly, in another example BERT clustered names based on demography even though the context in which the word is used, does not explicitly provide such information. An example is the sentence, “*Bookings: Dzagoev, Schennikov, Musa, Akinfeev*” where the name *Musa* is used in a diverse context but it is associated to a cluster of specific demography (Arab region). While it is natural to form clusters based on specific data aspects, we argue that the use of such concepts while making a general prediction raises concerns of bias and fairness. For example, a loan prediction application should not rely on the background of the name of the applicant.

⁶The size of a word represents its relative frequency in the cluster.

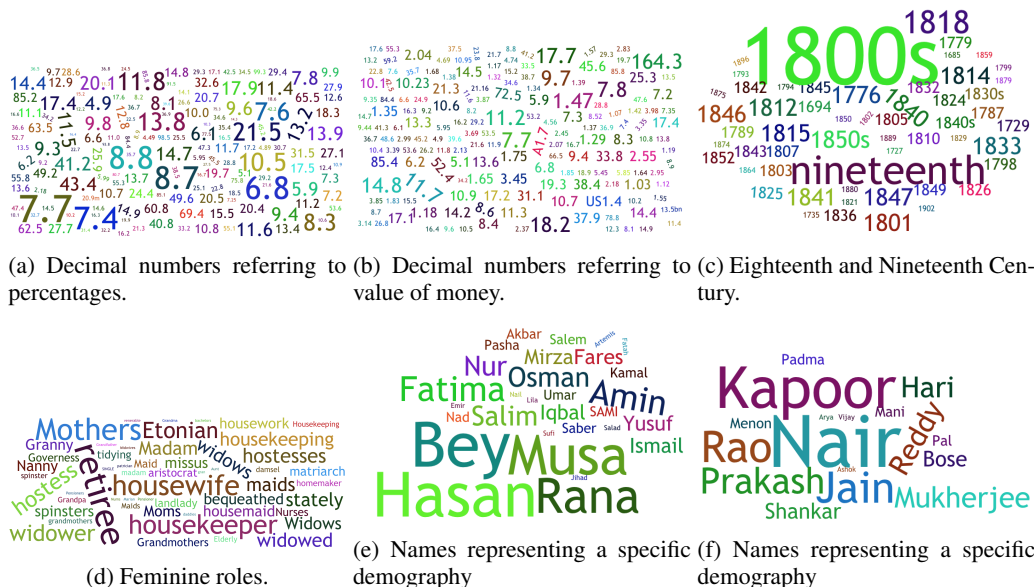


Figure 3: Examples of latent concepts learned in BERT

5.2 ALIGNMENT WITH PRE-DEFINED CONCEPTS

A number of works on interpreting DNNs study to what extent various linguistic concepts such as parts-of-speech tags, semantic tags, etc are captured within the learned representations. This is in view of one school of thought which believes that an NLP model needs to learn linguistic concepts in order to perform well and to generalize (Marasović, 2018). For example, the holy grail in machine translation is that a proficient model ought to be aware of word morphology, grammatical structure, and semantics to do well (Vauquois, 1968; Jones et al., 2012). In this section, we explored how well the latent concepts in BERT align with the pre-defined linguistic concepts.

We compared the resulting clusters with the following pre-defined concepts: parts of speech (POS) tags (Marcus et al., 1993), semantic tags (SEM) using the Parallel Meaning Bank data (Abzianidze et al., 2017), CCG supertagging using CCGBank (Hockenmaier, 2006), syntactic chunking (Chunking) using CoNLL 2000 shared task dataset (Tjong Kim Sang & Buchholz, 2000), WordNet (Miller, 1995) and LIWC psycholinguistic-based tags (Pennebaker et al., 2001). We also introduced lexical and syntactic concepts such as casing, ngram matches, affixes, first and last word in a sentence etc. Appendix D provides the complete list of pre-defined concepts. For POS, SEM, Chunking, and CCG tagging, we trained a BERT-based classifier using the training data of each task and tagged the words in the selected News dataset. For WordNet and LIWC, we directly used their lexicon.

We consider a latent concept to align with a corresponding pre-defined concept if 90% of the cluster’s tokens have been annotated with that pre-defined concept. For example, Figure 3a and 3b are assigned a tag POS : CD (parts-of-speech:cardinal numbers). Table 1 shows the statistics on the number of clusters matched with the pre-defined concepts. Of the 1000 clusters, we found the linguistic concepts in POS to have maximum alignment (30%) with the latent concepts in BERT, followed by Casing (23%). The remaining pre-defined concepts including various linguistic categories aligned with fewer than 10% of the latent concepts. We further explored the parallelism between the hierarchy of latent and pre-defined linguistic concepts using POS tags. We merged the POS tags into 9 coarse tags and aligned them with the latent concepts. The number of latent concepts aligned to these coarse concepts increased to 50%, showing that the model has learned coarser POS concepts and does not strictly follow the same fine-grained hierarchy.

5.3 LAYER-WISE COMPARISON OF CONCEPTS

How do the latent concepts evolve in the network? To answer this question, we need to manually annotate per-layer latent concepts and do a cross-layer comparison. However, as manual annotation is an expensive process, we used pre-defined concepts as a proxy to annotate the concepts and

Concepts Matches	Lexical			Morphology and Semantics				Syntactic		
	Ngram	Suffix	Casing	POS	SEM	LIWC	WordNet	CCG	Chunk	FW
	20	5	229	297	96	15	39	87	63	35
	(2.0%)	(0.5%)	(23%)	(30%)	(10%)	(1.5%)	(3.9%)	(8.7%)	(6.3%)	(3.5%)

Table 1: Alignment of BERT concepts (Layer 12) with the pre-defined concepts

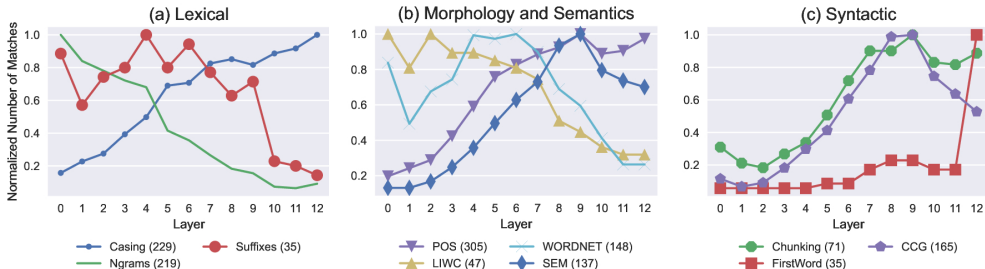


Figure 4: Layer-wise alignment of pre-defined concepts in BERT. The vertical axis represents the number of aligned clusters for a given concept, normalized by the maximum across all layers. Numbers inside parenthesis show the maximum alignment for each concept.

compare across layers. Figure 4 summarizes the layer-wise matching of pre-defined concepts with the latent concepts. Interestingly, the layers differ significantly in terms of the concepts they capture. In Figure 4a, the embedding layer is dominated by the concepts based on common ngram affixes.⁷ The number of ngram-based shallow lexical clusters consistently decreases in the subsequent layers. The suffixes concept showed a different trend, where the information peaks at the lower-middle layers and then drops in the higher layers. The dominance of ngrams-based concepts in the lower layers is due to the subword segmentation. The noticeable presence in the middle layers might be due to the fact that suffixes often maintain grammatical information unlike other ngrams. For example, the ngram “ome” does not have a linguistic connotation, but suffix “ful” converts a noun into an adjective. Interestingly, casing information is least represented in the lower layers and is consistently improved for higher layers. Casing in English has a morphological role, marking a named entity, which is an essential knowledge to preserve at the higher layers.

The patterns using the classical NLP tasks: POS, SEM, CCG and Chunking all showed similar trends (See Figure 4b and 4c). The concepts were predominantly captured at the middle and higher layers, with minimal representation at the lower layers. WordNet and LIWC, which are cognitive and psychology based grouping of words respectively, showed a rather different trend. These concepts had a higher match at the embedding layer and a consistent drop after the middle layers. In other words, the higher and last layers of BERT are less aligned with the cognitive and psychology based grouping of words, and these concepts are better represented at the embedding and lower layers. We manually investigate a few clusters from the lower layers that match with WordNet and LIWC. We found that these clusters group words based on similar meaning e.g. all words related to “family relations” or “directions in space” form a cluster (See Appendix C for more examples). Lastly, Figure 4c also shows that the FirstWord position information is predominantly learned at the last layers only. This is somewhat unexpected, given that no clusters were based on this concept in the embedding layer, despite it having an explicitly position component.

These trends reflect the evolution of knowledge across the network: lower layers encode the lexical and meaning-related knowledge and with the inclusion of context in the higher layers, the encoded concepts evolve into representing linguistic hierarchy. These findings are in line with Mamou et al. (2020) where they found the emergence of linguistic manifolds across layer depth.

5.4 UNALIGNED CLUSTERS

In this section, we discuss the concepts that were not matched with the pre-defined concepts. We have divided them into 3 categories: i) latent concepts that can be explained via composition of

⁷For every cluster we pick a matching ngram with highest frequency match. Longest ngram is used when tie-breaker is required. We ignore unigrams.




Figure 5: Unaligned Concepts

two pre-defined concepts, ii) concepts that cannot be explained via auto-labels but are meaningful and interpretable, iii) concepts that are uninterpretable. Figure 5a and 5b are examples of the first category mentioned above. The former describes a concept composed of different verb forms. It does not fully align with any of the fine-grained verb categories but can be deemed as a verb cluster at coarser level. Similarly the latter shows a cluster containing singular and plural nouns (described by POS:NN and POS:NNS) and WordNet concepts (WN:noun:food and WN:noun:plants) and can be aligned with a coarser noun category. Figure 5c shows a cluster that does not match with any human-defined concept but are interpretable in that the cluster is composed of compound words. Lastly in Figure 5d, we show a cluster that we found to be uninterpretable.

6 BERT CONCEPTNET DATASET (BCN)

In addition to the manually labeled dataset, we also developed a large dataset, BCN, using a weakly supervised approach. The motivation of creating such a dataset is to provide a reasonable size dataset that can be effectively use for interpretation studies and other tasks. The idea is to expand the number of tokens for every concept cluster by finding new token occurrences that belong to the same cluster. There are several possible ways to develop such a dataset. Here, we explored two different approaches. *First*: we compute the centroid for each cluster and find the cluster that is closest to the representation of any given new token. However, this did not result in accurate cluster assignment because of the non-spherical and irregularly shaped clusters. *Second*: we developed a logistic regression classifier (as shown in Appendix A, Algorithm 2) using our manually annotated dataset to assign new tokens to given concept clusters. We found the second approach better than the former in terms of token to cluster assignment. We trained the model using 90% of the concept clusters and evaluate its performance on the remaining 10% concept clusters (held-out set). The classifier achieved a precision score of 75% on the held-out set. In order to achieve higher precision, we introduce a threshold $t = 0.97$ on the confidence of the predicted cluster id, assigning new tokens to particular clusters only when the confidence of the classifier is higher than the threshold. This enables better precision in cluster assignment to the new tokens, at the expense of discarding some potentially good assignments, which can be offset by using more data for prediction.

Using the trained model we labeled all the tokens from the 2 million random sentences from the unused News 2018 dataset (see Section 3). The resulting dataset: BCN is a unique multi-faceted resource consisting of 174 concept labels with a total of 997,195 annotated instances. The average number of annotated instances per concept label are 5,731. The utility of this resource is not limited to interpretation, but can serve as a valuable fine-grained dataset for the NLP community at large. The hierarchy present in the concept labels provides flexibility to use data with various granularity levels. Appendix F provides the detailed statistics for BCN.

Case Study In order to showcase the efficacy of BCN as a useful resource in interpretation, we present a case-study based on neuron-level interpretation in this section. The goal of neuron interpretation is to discover a set of neurons responsible for any given concept (Sajjad et al., 2021). Most of the work in this direction Lakretz et al. (2019); Durrani et al. (2020); Hennigen et al. (2020) identified neurons responsible for concepts belonging to the core NLP tasks such as morphology, syntax and semantics. In this work, we found that BERT learns finer categories compared to the ones defined in the core NLP tasks. For example, BCN consists of a large number of fine-grained proper noun categories, each representing a unique facet such as `proper-noun:person:specific-demography`. This enables identifying neurons learning very fine-grained properties, thus provides a more informed interpretation of models.

In a preliminary experiment, we performed neuron analysis using the PER (person) concept of SEM and the fine-grained concept of *Muslim names* (Figure 3e). We then compared the amount of neurons required for each concept. For the SEM dataset, we used the standard splits (Appendix D). For the fine-grained concept, the BCN dataset consists of 2748 *Muslim name* instances. We randomly selected an equal amount of negative class instances and split the data into 80% train, 10% development and 10% test sets. We used Linguistic Correlation Analysis (Dalvi et al., 2019a), using the NeuroX toolkit Dalvi et al. (2019b) and identified the minimum number of neurons responsible for each concept. We found that only 19 neurons are enough to represent the fine-grained concept as opposed to 74 neurons for the PER concept of SEM, showing that the BCN dataset enables selection of specialized neurons responsible for very specific aspects of the language. The discovery of such specialized neurons also facilitate various applications such as model control (Bau et al., 2019; Gu et al., 2021; Suau et al., 2020), domain adaptation (Gu et al., 2021) and debiasing.

7 RELATED WORK

The interpretation of DNNs in NLP has been largely dominated by the post-hoc model analysis (Belinkov et al., 2017a; Liu et al., 2019a; Tenney et al., 2019a) where the primary question is to identify which linguistic concepts are encoded in the representation. Researchers have analyzed a range of concepts varying from low-level shallow concepts such as word position and sentence length to linguistically motivated concepts such as morphology (Vylomova et al., 2016; Dalvi et al., 2017; Durrani et al., 2019), syntax (Shi et al., 2016; Linzen et al., 2016) and semantics (Qian et al., 2016; Belinkov et al., 2017b) and provide insights into what concepts are learned and encoded in the representation. Durrani et al. (2021) analyzed the same in fine-tuned models. One of the shortcomings of these studies is their reliance on pre-defined concepts for interpretation. Consequently, novel concepts that models learn about the language are largely undiscovered Wu et al. (2020).

Recently Michael et al. (2020) analyzed latent concepts learned in pre-trained models using a binary classification task to induce latent concepts relevant to the task and showed the presence of linguistically motivated and novel concepts in the representation. Mamou et al. (2020) analyzed representations of pre-trained models using mean-field theoretic manifold analysis and showed the emergence of linguistic structure across layer depth. Similar to these two studies, we aim to analyze latent concepts learned in the representation. However different from them, we analyze raw representations independent of a supervised task. The reliance on a supervision task effects the type of latent concepts found and may not fully reflect the latent concepts encoded in the raw representation. Moreover, the post-hoc classifiers require a careful evaluation to mitigate the concerns regarding the power of the probe (Hewitt & Liang, 2019; Zhang & Bowman, 2018). In this work, we address these limitations by analyzing latent concepts learned in BERT in an unsupervised fashion.

8 CONCLUSION

In this work, we have provided a comprehensive analysis of latent concepts learned in the BERT model. Our analysis revealed various notable findings such as, i) the model learns novel concepts which do not strictly adhere to any pre-defined linguistic groups, ii) various latent concepts are composed of multiple independent properties, such as proper-nouns and first word in a sentence, iii) lower layers specialize in learning shallow lexical concepts while the middle and higher layers have a better representation of core linguistic and semantic concepts. We also released a novel BERT-centric concept dataset that not only facilitates future interpretation studies, but will also serve as an annotated dataset similar to POS, WordNet and SEM. Different from the classical NLP datasets, it provides a unique multi-facet set of concepts.

While this work has led to plenty of insight into the inner workings of BERT and led to a novel resource, increasing the diversity of the observed concepts is an important direction of future work. Working around the memory and algorithm constraints will allow the creation of a more varied concept set. Phrase-level concepts is yet another direction that can be explored further. Finally, a few works on analyzing word representations (both static and contextual) like Reif et al. (2019) and Ethayarajh (2019) have alluded that taking the principal components into account may lead to a more controlled analysis. Incorporating this line of work may yield useful insights into the type of discovered latent clusters.

REFERENCES

- Lasha Abzianidze, Johannes Bjerva, Kilian Evang, Hessel Haagsma, Rik van Noord, Pierre Ludmann, Duc-Duy Nguyen, and Johan Bos. The parallel meaning bank: Towards a multilingual corpus of translations annotated with compositional meaning representations. In *Proceedings of the 15th Conference of the European Chapter of the Association for Computational Linguistics, EACL '17*, pp. 242–247, Valencia, Spain, 2017.
- Anthony Bau, Yonatan Belinkov, Hassan Sajjad, Nadir Durrani, Fahim Dalvi, and James Glass. Identifying and controlling important neurons in neural machine translation. In *International Conference on Learning Representations*, 2019. URL <https://openreview.net/forum?id=H1z-PsR5KX>.
- Yonatan Belinkov, Nadir Durrani, Fahim Dalvi, Hassan Sajjad, and James Glass. What do Neural Machine Translation Models Learn about Morphology? In *Proceedings of the 55th Annual Meeting of the Association for Computational Linguistics (ACL)*, Vancouver, July 2017a. Association for Computational Linguistics. URL <https://aclanthology.coli.uni-saarland.de/pdf/P/P17/P17-1080.pdf>.
- Yonatan Belinkov, Lluís Màrquez, Hassan Sajjad, Nadir Durrani, Fahim Dalvi, and James Glass. Evaluating Layers of Representation in Neural Machine Translation on Part-of-Speech and Semantic Tagging Tasks. In *Proceedings of the 8th International Joint Conference on Natural Language Processing (IJCNLP)*, November 2017b.
- Yonatan Belinkov, Nadir Durrani, Fahim Dalvi, Hassan Sajjad, and James Glass. On the linguistic representational power of neural machine translation models. *Computational Linguistics*, 45(1): 1–57, March 2020.
- Fahim Dalvi, Nadir Durrani, Hassan Sajjad, Yonatan Belinkov, and Stephan Vogel. Understanding and Improving Morphological Learning in the Neural Machine Translation Decoder. In *Proceedings of the 8th International Joint Conference on Natural Language Processing (IJCNLP)*, November 2017.
- Fahim Dalvi, Nadir Durrani, Hassan Sajjad, Yonatan Belinkov, D. Anthony Bau, and James Glass. What is one grain of sand in the desert? analyzing individual neurons in deep nlp models. In *Proceedings of the Thirty-Third AAAI Conference on Artificial Intelligence (AAAI, Oral presentation)*, January 2019a.
- Fahim Dalvi, Avery Nortonsmith, D. Anthony Bau, Yonatan Belinkov, Hassan Sajjad, Nadir Durrani, and James Glass. Neurox: A toolkit for analyzing individual neurons in neural networks. In *AAAI Conference on Artificial Intelligence (AAAI)*, January 2019b.
- Romain Deveau, Eric SanJuan, and Patrice Bellot. Accurate and effective latent concept modeling for ad hoc information retrieval. *Document numérique*, 17(1):61–84, 2014.
- Jacob Devlin, Ming-Wei Chang, Kenton Lee, and Kristina Toutanova. BERT: Pre-training of deep bidirectional transformers for language understanding. In *Proceedings of the 2019 Conference of the North American Chapter of the Association for Computational Linguistics: Human Language Technologies, Volume 1 (Long and Short Papers)*, Minneapolis, Minnesota, 2019. Association for Computational Linguistics.
- Nadir Durrani, Fahim Dalvi, Hassan Sajjad, Yonatan Belinkov, and Preslav Nakov. One size does not fit all: Comparing NMT representations of different granularities. In *Proceedings of the 2019 Conference of the North American Chapter of the Association for Computational Linguistics: Human Language Technologies, Volume 1 (Long and Short Papers)*, pp. 1504–1516, Minneapolis, Minnesota, June 2019. Association for Computational Linguistics. doi: 10.18653/v1/N19-1154. URL <https://www.aclweb.org/anthology/N19-1154>.
- Nadir Durrani, Hassan Sajjad, Fahim Dalvi, and Yonatan Belinkov. Analyzing individual neurons in pre-trained language models. In *Proceedings of the 2020 Conference on Empirical Methods in Natural Language Processing (EMNLP)*, pp. 4865–4880, Online, November 2020. Association for Computational Linguistics. doi: 10.18653/v1/2020.emnlp-main.395. URL <https://www.aclweb.org/anthology/2020.emnlp-main.395>.

- Nadir Durrani, Hassan Sajjad, and Fahim Dalvi. How transfer learning impacts linguistic knowledge in deep nlp models? In *Findings of the Association for Computational Linguistics: ACL 2021*, Online, August 2021. Association for Computational Linguistics.
- Kawin Ethayarajh. How contextual are contextualized word representations? comparing the geometry of BERT, ELMo, and GPT-2 embeddings. In *Proceedings of the 2019 Conference on Empirical Methods in Natural Language Processing and the 9th International Joint Conference on Natural Language Processing (EMNLP-IJCNLP)*, pp. 55–65, Hong Kong, China, November 2019. Association for Computational Linguistics. doi: 10.18653/v1/D19-1006. URL <https://www.aclweb.org/anthology/D19-1006>.
- Joseph L Fleiss, Bruce Levin, and Myunghee Cho Paik. *Statistical methods for rates and proportions*. 2013.
- K Chidananda Gowda and G Krishna. Agglomerative clustering using the concept of mutual nearest neighbourhood. *Pattern recognition*, 10(2):105–112, 1978.
- Shuhao Gu, Yang Feng, and Wanying Xie. Pruning-then-expanding model for domain adaptation of neural machine translation, 2021.
- Lucas Torroba Hennigen, Adina Williams, and Ryan Cotterell. Intrinsic probing through dimension selection. In *Proceedings of the 2020 Conference on Empirical Methods in Natural Language Processing (EMNLP)*, pp. 197–216, Online, November 2020. Association for Computational Linguistics. doi: 10.18653/v1/2020.emnlp-main.15. URL <https://www.aclweb.org/anthology/2020.emnlp-main.15>.
- John Hewitt and Percy Liang. Designing and interpreting probes with control tasks. In *Proceedings of the 2019 Conference on Empirical Methods in Natural Language Processing and the 9th International Joint Conference on Natural Language Processing (EMNLP-IJCNLP)*, pp. 2733–2743, Hong Kong, China, November 2019. doi: 10.18653/v1/D19-1275. URL <https://www.aclweb.org/anthology/D19-1275>.
- Julia Hockenmaier. Creating a CCGbank and a wide-coverage CCG lexicon for German. In *Proceedings of the 21st International Conference on Computational Linguistics and 44th Annual Meeting of the Association for Computational Linguistics, ACL ’06*, pp. 505–512, Sydney, Australia, 2006.
- Bevan Jones, Jacob Andreas, Daniel Bauer, Karl Moritz Hermann, and Kevin Knight. Semantics-based machine translation with hyperedge replacement grammars. In *Proceedings of COLING 2012*, pp. 1359–1376, Mumbai, India, December 2012. The COLING 2012 Organizing Committee. URL <https://aclanthology.org/C12-1083>.
- Olga Kovaleva, Alexey Romanov, Anna Rogers, and Anna Rumshisky. Revealing the dark secrets of BERT. In *Proceedings of the 2019 Conference on Empirical Methods in Natural Language Processing and the 9th International Joint Conference on Natural Language Processing (EMNLP-IJCNLP)*, pp. 4364–4373, Hong Kong, China, November 2019. Association for Computational Linguistics. doi: 10.18653/v1/D19-1445. URL <https://www.aclweb.org/anthology/D19-1445>.
- Klaus Krippendorff. Estimating the reliability, systematic error and random error of interval data. *Educational and Psychological Measurement*, 30(1):61–70, 1970.
- Yair Lakretz, German Kruszewski, Theo Desbordes, Dieuwke Hupkes, Stanislas Dehaene, and Marco Baroni. The emergence of number and syntax units in LSTM language models. In *Proceedings of the 2019 Conference of the North American Chapter of the Association for Computational Linguistics: Human Language Technologies, Volume 1 (Long and Short Papers)*, pp. 11–20, Minneapolis, Minnesota, June 2019. Association for Computational Linguistics. doi: 10.18653/v1/N19-1002. URL <https://www.aclweb.org/anthology/N19-1002>.
- J Richard Landis and Gary G Koch. The measurement of observer agreement for categorical data. *biometrics*, pp. 159–174, 1977.

- Tal Linzen, Emmanuel Dupoux, and Yoav Goldberg. Assessing the Ability of LSTMs to Learn Syntax-Sensitive Dependencies. *Transactions of the Association for Computational Linguistics*, 4:521–535, 2016.
- Nelson F. Liu, Matt Gardner, Yonatan Belinkov, Matthew E. Peters, and Noah A. Smith. Linguistic knowledge and transferability of contextual representations. In *Proceedings of the 2019 Conference of the North American Chapter of the Association for Computational Linguistics: Human Language Technologies, Volume 1 (Long and Short Papers)*, pp. 1073–1094, Minneapolis, Minnesota, June 2019a. Association for Computational Linguistics. URL <https://www.aclweb.org/anthology/N19-1112>.
- Yinhan Liu, Myle Ott, Naman Goyal, Jingfei Du, Mandar Joshi, Danqi Chen, Omer Levy, Mike Lewis, Luke Zettlemoyer, and Veselin Stoyanov. Roberta: A robustly optimized BERT pretraining approach. *CoRR*, abs/1907.11692, 2019b. URL <http://arxiv.org/abs/1907.11692>.
- Jonathan Mamou, Hang Le, Miguel Del Rio, Cory Stephenson, Hanlin Tang, Yoon Kim, and Sueyeon Chung. Emergence of separable manifolds in deep language representations. In Hal Daumé III and Aarti Singh (eds.), *Proceedings of the 37th International Conference on Machine Learning*, volume 119 of *Proceedings of Machine Learning Research*, pp. 6713–6723. PMLR, 13–18 Jul 2020. URL <https://proceedings.mlr.press/v119/mamou20a.html>.
- Ana Marasović. Nlp’s generalization problem, and how researchers are tackling it. *The Gradient*, 2018.
- Mitchell P. Marcus, Beatrice Santorini, and Mary Ann Marcinkiewicz. Building a large annotated corpus of English: The Penn Treebank. *Computational Linguistics*, 19(2):313–330, 1993. URL <https://www.aclweb.org/anthology/J93-2004>.
- Julian Michael, Jan A. Botha, and Ian Tenney. Asking without telling: Exploring latent ontologies in contextual representations. In *Proceedings of the 2020 Conference on Empirical Methods in Natural Language Processing (EMNLP)*, pp. 6792–6812, Online, November 2020. Association for Computational Linguistics. doi: 10.18653/v1/2020.emnlp-main.552. URL <https://www.aclweb.org/anthology/2020.emnlp-main.552>.
- Tomas Mikolov, Kai Chen, Greg Corrado, and Jeffrey Dean. Efficient estimation of word representations in vector space. In *Proceedings of the ICLR Workshop*, Scottsdale, AZ, USA, 2013.
- George A. Miller. WordNet: A Lexical Database for English. *Communications of the ACM*, 38(11): 39–41, 1995.
- James W Pennebaker, Martha E Francis, and Roger J Booth. Linguistic inquiry and word count: Liwc 2001. *Mahway: Lawrence Erlbaum Associates*, 71, 2001.
- Fabio Petroni, Tim Rocktäschel, Sebastian Riedel, Patrick Lewis, Anton Bakhtin, Yuxiang Wu, and Alexander Miller. Language models as knowledge bases? In *Proceedings of the 2019 Conference on Empirical Methods in Natural Language Processing and the 9th International Joint Conference on Natural Language Processing (EMNLP-IJCNLP)*, pp. 2463–2473, Hong Kong, China, November 2019. Association for Computational Linguistics. doi: 10.18653/v1/D19-1250. URL <https://aclanthology.org/D19-1250>.
- Peng Qian, Xipeng Qiu, and Xuanjing Huang. Investigating Language Universal and Specific Properties in Word Embeddings. In *Proceedings of the 54th Annual Meeting of the Association for Computational Linguistics (Volume 1: Long Papers)*, pp. 1478–1488, Berlin, Germany, August 2016. Association for Computational Linguistics. URL <http://www.aclweb.org/anthology/P16-1140>.
- Emily Reif, Ann Yuan, Martin Wattenberg, Fernanda B Viegas, Andy Coenen, Adam Pearce, and Been Kim. Visualizing and measuring the geometry of bert. In H. Wallach, H. Larochelle, A. Beygelzimer, F. d’Alché-Buc, E. Fox, and R. Garnett (eds.), *Advances in Neural Information Processing Systems*, volume 32. Curran Associates, Inc., 2019. URL <https://proceedings.neurips.cc/paper/2019/file/159c1ffe5b61b41b3c4d8f4c2150f6c4-Paper.pdf>.

- Hassan Sajjad, Nadir Durrani, and Fahim Dalvi. Neuron-level interpretation of deep nlp models: A survey, 2021.
- Xing Shi, Inkit Padhi, and Kevin Knight. Does string-based neural MT learn source syntax? In *Proceedings of the 2016 Conference on Empirical Methods in Natural Language Processing, EMNLP '16*, pp. 1526–1534, Austin, TX, USA, 2016.
- Wolfgang G Stock. Concepts and semantic relations in information science. *Journal of the American Society for Information Science and Technology*, 61(10):1951–1969, 2010.
- Xavier Suau, Luca Zappella, and Nicholas Apostoloff. Finding experts in transformer models. *CoRR*, abs/2005.07647, 2020. URL <https://arxiv.org/abs/2005.07647>.
- Ian Tenney, Dipanjan Das, and Ellie Pavlick. BERT rediscovers the classical NLP pipeline. In *Proceedings of the 57th Annual Meeting of the Association for Computational Linguistics*, pp. 4593–4601, Florence, Italy, July 2019a. Association for Computational Linguistics. doi: 10.18653/v1/P19-1452. URL <https://www.aclweb.org/anthology/P19-1452>.
- Ian Tenney, Patrick Xia, Berlin Chen, Alex Wang, Adam Poliak, R Thomas McCoy, Najoung Kim, Benjamin Van Durme, Sam Bowman, Dipanjan Das, and Ellie Pavlick. What do you learn from context? probing for sentence structure in contextualized word representations. In *International Conference on Learning Representations*, 2019b. URL <https://openreview.net/forum?id=SJzSgnRcKX>.
- Erik F. Tjong Kim Sang and Sabine Buchholz. Introduction to the CoNLL-2000 shared task chunking. In *Fourth Conference on Computational Natural Language Learning and the Second Learning Language in Logic Workshop*, 2000. URL <https://www.aclweb.org/anthology/W00-0726>.
- Bernard Vauquois. A survey of formal grammars and algorithms for recognition and transformation in mechanical translation. In A. J. H. Morrel (ed.), *IFIP Congress (2)*, pp. 1114–1122, 1968.
- Ekaterina Vylomova, Trevor Cohn, Xuanli He, and Gholamreza Haffari. Word Representation Models for Morphologically Rich Languages in Neural Machine Translation. *arXiv preprint arXiv:1606.04217*, 2016.
- John Wu, Yonatan Belinkov, Hassan Sajjad, Nadir Durrani, Fahim Dalvi, and James Glass. Similarity Analysis of Contextual Word Representation Models. In *Proceedings of the 58th Annual Meeting of the Association for Computational Linguistics (ACL)*, Seattle, July 2020. Association for Computational Linguistics.
- Zhilin Yang, Zihang Dai, Yiming Yang, Jaime G. Carbonell, Ruslan Salakhutdinov, and Quoc V. Le. Xlnet: Generalized autoregressive pretraining for language understanding. In Hanna M. Wallach, Hugo Larochelle, Alina Beygelzimer, Florence d’Alché-Buc, Emily B. Fox, and Roman Garnett (eds.), *Advances in Neural Information Processing Systems 32: Annual Conference on Neural Information Processing Systems 2019, NeurIPS 2019, 8-14 December 2019, Vancouver, BC, Canada*, pp. 5754–5764, 2019. URL <http://papers.nips.cc/paper/8812-xlnet-generalized-autoregressive-pretraining-for-language-understanding>.
- Kelly Zhang and Samuel Bowman. Language modeling teaches you more than translation does: Lessons learned through auxiliary syntactic task analysis. In *Proceedings of the 2018 EMNLP Workshop BlackboxNLP: Analyzing and Interpreting Neural Networks for NLP*, pp. 359–361, Brussels, Belgium, November 2018. Association for Computational Linguistics. doi: 10.18653/v1/W18-5448. URL <https://www.aclweb.org/anthology/W18-5448>.

APPENDIX

A CLUSTERING ALGORITHM AND BCN ALGORITHM

Algorithm 1 Learning Latent Concept with Clustering

Input: \vec{y}^l = word representation of all running words

Parameter: K = No. of output clusters

```

1: for each word  $w_i$  do
2:   assign  $w_i$  to cluster  $c_i$ 
3: end for
4: while No. of clusters  $\neq K$  do
5:   for each cluster pair  $c_i, c_{i'}$  do
6:      $d_{i,i'}$  = inner-cluster difference of
       combined cluster  $c_i$  and  $c_{i'}$ 
7:   end for
8:    $c_j, c_{j'}$  = cluster pair with minimum
       value of  $d$ 
9:   merge clusters  $c_j$  and  $c_{j'}$ 
10: end while

```

Algorithm 2 Concept Prediction with Logistic regression

Input: X_{train} = word representations for train data, Y_{train} = cluster id from Algorithm 1, X_{test} = word representations for test data,

Parameter: t = probability threshold

```

1:  $c$  = unique cluster ids from  $Y_{train}$ 
2:  $\mathbb{M}$  = train Logistic Regression model on
    $X_{train}$  and  $Y_{train}$ 
3: for each  $x \in X_{test}$  do
4:    $p$  = predict  $K$  probabilities for each
     cluster using  $\mathbb{M}$  and input  $x$ 
5:    $i$  =  $\arg \max p$ 
6:   if  $p_i \geq t$  then
7:     assign  $x$  to cluster id  $c_i$ 
8:   end if
9: end for

```

B ANNOTATION DETAILS

For the annotation, we prepared detailed instructions to guide the annotators, which they followed during the annotation tasks. Our annotation consists of two questions: (i) Q1: Is the cluster meaningful?, (ii) Q2: Can the two clusters be combined to form a meaningful group?. The word cluster is represented in a form of a word cloud, where the frequency of the word in the data represents a relative size of the word in the word cloud. To understand the context of each word in the cluster we also facilitated annotators with associated sentences from the dataset. For the annotation, we provided specific instructions with examples for each question. With the second question, the idea is to understand whether two sibling clusters can be combined to form a meaningful super-cluster. For the second question, two clusters are siblings, which we automatically identified from our hierarchical clustering model. We showed the second question only if a sibling of the main cluster (cluster presented in the first question) was available or identified by the clustering algorithm. Hence, annotators did not see the second question in all annotations. Below we provided instructions which we accompanied with the annotation platform in a form of a tutorial.

B.1 ANNOTATION INSTRUCTIONS

The annotation task was to look first look at a group of words (i.e., representing as a cluster) and answer the first question. Then, look at two groups of words to answer the second question.

Q1: IS THE CLUSTER MEANINGFUL?

A word group is meaningful if it contains *semantically*, *syntactically*, or *lexically* similar words. The example in Figure 6 has only numbers with two digits, hence, this is a meaningful group. The labels for this question include the following:

1. **Yes** (if represents a meaningful cluster)
2. **No** (if it does not represent any meaningful cluster)
3. **Don't know or can't judge** (if it does not have enough information to make a judgment. It is recommended to categorize the word groups using this label when the word group is not understandable at all.)



Figure 6: Example of a group of tokens representing a meaningful cluster.

If the answer to this question is *Yes*, then the task would be to assign a name to the word cluster using one or more words. While assigning the name, it is important to maintain the hierarchy. For example, for the above word group in Figure 6, we can assign a name: semantic:number. This needs to be written in the text box right below this question. While deciding the name of the cluster, the priority has to be to focus on semantics first, syntax second, and followed by any other meaningful aspects. While annotating it is also important to consider (i) their relative frequency of the tokens in the cluster, which is clearly visible in the word cluster, (ii) context in a sentence where the word appears in.

Q2: CAN THE TWO CLUSTERS BE COMBINED TO FORM A MEANINGFUL GROUP?

For this question, two clusters are shown and the task is to see if they can form a meaningful super-cluster after combining. In these two clusters, the left one is the same cluster annotated for the first question. The answer (i.e., labels) of this question is similar to Q1: *Yes*, *No* and *Don't know or can't judge*. Depending on the answer to this question the task is to provide a meaningful name similar to Q1.

In Figure 7 and 8 we provide screenshots for Q1 and Q2, respectively.

Word: **1841** and the associated sentences are:

Fairfax , which was founded in **1841** , has struggled financially in recent years due to declining revenues .
The cream lace and white satin robe is a replica of the robe made for Queen Victoria 's eldest daughter in **1841** , which is now too delicate to be worn .
They include U.S. Supreme Court Justice Oliver Wendell Holmes Jr. in **1841** ; Scottish writer Kenneth Grahame , author of The Wind in the Willows , in 1859 ; German nuclear chemist Otto Hahn , discoverer of nuclear fission , in 1879 ; actor Louise Beavers in 1902 ; actor Claire Trevor in 1910 ; dancer / actor Cyd Charisse in 1922 ; actor Susan Clark in 1943 (age 75) ; actor Lynn Redgrave in 1943 ; Micky Dolenz of the Monkees pop music group in 1945 (age 73) ; musician Randy Meisner (Eagles) in 1946 (age 72) ; songwriter Carole Bayer Sager in 1947 (age 71) ; baseball Hall of Fame member Jim Rice in 1953 (age 65) ; actor Aidan Quinn in 1959 (age 59) ; television journalist Lester Holt in 1959 (age 59) ; actor Camryn Manheim in 1961 (age 57) ; actor Boris Kodjoe in 1973 (age 45) ; actor Freddie Prince Jr. in 1976 (age 42) ; actor James Van Der Beek in 1977 (age 41) ; tattooist / TV personality Kat Von D , born Katherine von Drachenberg , in 1982 (age 36) .

Is the cluster meaningful?
A semantically meaningful group is a set of words... [READ MORE](#)

YES NO Don't know or can't judge

If possible, please describe the group in one or a few word(s).
SEM:Time:Century:18_19

Figure 7: An example of the annotation interface for Q1.

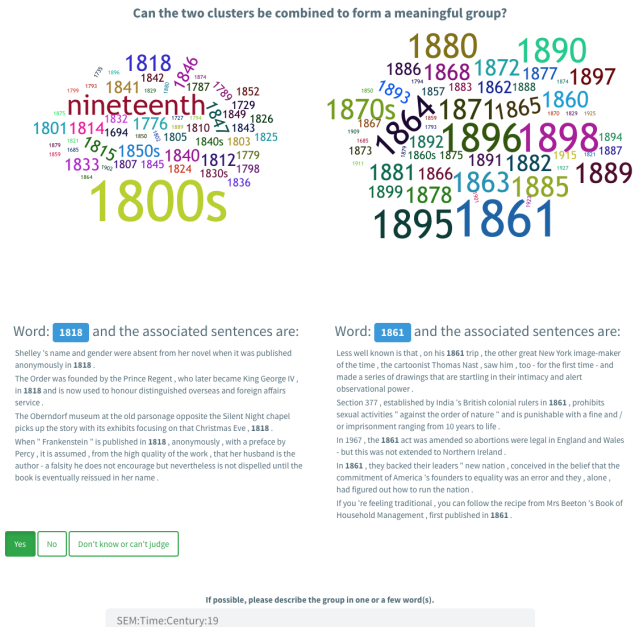


Figure 8: An example of the annotation interface for Q2.

Agree. Pair	Fleiss κ	K. α	Avg. Agr.
Q1			
A1 - C	0.604	0.604	0.915
A2 - C	0.622	0.623	0.921
A3 - C	0.604	0.604	0.915
Avg	0.610	0.610	0.917
Q2			
A1 - C	0.702	0.700	0.853
A2 - C	0.625	0.621	0.814
A3 - C	0.602	0.592	0.797
Avg	0.643	0.638	0.821

Table 2: Inter-annotator agreement using Fleiss Kappa (κ). A refers to annotator, and C refers to consolidation.

B.2 ANNOTATION AGREEMENT

We computed annotation agreement using Fleiss κ Fleiss et al. (2013), Krippendorff’s α Krippendorff (1970) and average observed agreement Fleiss et al. (2013). In Table 2, we present the annotation agreement with different approaches.

B.3 CONCEPT LABELS

Our annotation process resulted in 183 concept labels. In Table 3, 4 and 5 we report LEX, POS and SEM concept labels, respectively.

C ANALYSIS

Figure 9 shows example concepts. Figure 10 shows examples of LIWC and WordNet concepts found in low layers.

	LEX	POS
LEX:abbreviation	LEX:suffix:ties	POS:adjective
LEX:abbreviation_and_acronym	LEX:unicode	POS:adjective:superlative
LEX:acronym	LEX:suffix:ly	POS:adverb
LEX:case:title_case	LEX:suffix:ion	POS:compound
LEX:dots	POS:proper-noun	POS:noun
LEX:hyphenated	POS:verb:present:third_person_singular	POS:noun:singular
LEX:prefix:in	POS:verb	POS:number

Table 3: Concept labels: **LEX** and **POS**.

SEM		
SEM:action	SEM:entertainment:music:US_rock-bands_and_musicians	SEM:honour_system
SEM:action:body:face	SEM:entertainment:sport	SEM:language
SEM:activism:demonstration	SEM:entertainment:sport:american_football	SEM:language:foreign_word
SEM:agent	SEM:entertainment:sport:american_football:game_play	SEM:measurement:height
SEM:agent:passerby	SEM:entertainment:sport:baseball	SEM:measurement:imperial
SEM:animal:land_animal	SEM:entertainment:sport:basketball	SEM:measurement:length
SEM:animal:sea_animal	SEM:entertainment:sport:club_name	SEM:measurement:length_and_weight
SEM:art:physical	SEM:entertainment:sport:cricket	SEM:media:social_media
SEM:attribute:human	SEM:entertainment:sport:football	SEM:media:tv:channel
SEM:baby_related	SEM:entertainment:sport:game_score	SEM:medicine:drug_related
SEM:brand	SEM:entertainment:sport:game_time	SEM:medicine:medical_condition
SEM:crime:assault	SEM:entertainment:sport:ice_hockey	SEM:metaphysical:death_related
SEM:crime:tool	SEM:entertainment:sport:player_name	SEM:mining_and_energy
SEM:defense:army	SEM:entertainment:sport:rugby	SEM:named_entity
SEM:defense:army:title	SEM:entertainment:sport:team_name	SEM:named_entity:location
SEM:defense:guns	SEM:entertainment:sport:team_selection	SEM:named_entity:location:city
SEM:demography	SEM:entertainment:sport:winter_sport	SEM:named_entity:location:city_and_county
SEM:demography:age	SEM:entertainment:vacation:outdoor	SEM:named_entity:location:city_and_state
SEM:demography:age:young	SEM:fashion	SEM:named_entity:location:county
SEM:demography:muslim_name	SEM:fashion:apparel	SEM:named_entity:organization
SEM:donation_and_recovery	SEM:fashion:clothes	SEM:named_entity:person
SEM:entertainment	SEM:financial	SEM:named_entity:person:first_name
SEM:entertainment:actors	SEM:financial:money_figure	SEM:named_entity:person:initial
SEM:entertainment:fictional	SEM:financial:stock	SEM:named_entity:person:last_name
SEM:entertainment:fictional:games_of_thrones	SEM:food:wine_related	SEM:negative
SEM:entertainment:film:hollywood	SEM:food_and_plant	SEM:number
SEM:entertainment:film_and_tv	SEM:gender:feminine	SEM:number:alpha_numeric
SEM:entertainment:gaming	SEM:geopolitics	SEM:number:cardinal:spelled
SEM:entertainment:music	SEM:group:student	SEM:number:floating_point
SEM:entertainment:music:classical	SEM:historic:medieval	SEM:number:less_than_hundred

Table 4: Concept labels: **SEM**.

SEM	
SEM:number:one_hundred_to_five_hundred	SEM:origin:north_america:mexico
SEM:number:ordinal	SEM:origin:north_america:usa:california
SEM:number:percentage	SEM:origin:polynesia
SEM:number:quantity:concrete	SEM:origin:portuguese
SEM:number:quantity:vague	SEM:origin:south_america:brazil
SEM:number:whole	SEM:origin:spanish_italian
SEM:organization:government	SEM:polarity
SEM:organization:government:foreign_affairs	SEM:renovation-related
SEM:organization:social_ngo	SEM:science:biology:micro_biology
SEM:origin:africa	SEM:science:chemistry
SEM:origin:asia:arab	SEM:science:chemistry:material
SEM:origin:asia:east_asian	SEM:science:geology
SEM:origin:asia:indochina:french_colony	SEM:sea_related
SEM:origin:asia:myanmar	SEM:service-industry
SEM:origin:asia:south_east_asian	SEM:technology
SEM:origin:asia:subcontinent	SEM:technology:communication
SEM:origin:europa	SEM:technology:electronic
SEM:origin:europa:belgium_and_netherlands	SEM:technology:electronic:storage-devices:removable
SEM:origin:europa:dutch	SEM:time
SEM:origin:europa:france	SEM:time:anniversary_descriptors
SEM:origin:europa:germany	SEM:time:century:18th_and_19th
SEM:origin:europa:germany_related	SEM:time:months_of_year
SEM:origin:europa:greece_and_italy	SEM:time:timeframe
SEM:origin:europa:north_europe	SEM:transportation:way
SEM:origin:europa:portugal	SEM:transportation:way:road
SEM:origin:europa:sweden	SEM:unnamed-entity:role
SEM:origin:europa:switzerland	SEM:vehicle
SEM:origin:europa:uk	SEM:vehicle:bike
SEM:origin:french	SEM:weather
SEM:origin:latin_america	SEM:weather:disaster
SEM:origin:latin_america_related	SYN:position:first_word
SEM:origin:north_america:canada	

Table 5: Concept labels: **SEM**.



Figure 9: Example Concepts

D PRE-DEFINED CONCEPTS INFORMATION

D.1 PRE-DEFINED CONCEPTS

Table 6 provides a list of all pre-defined concepts used in this work.

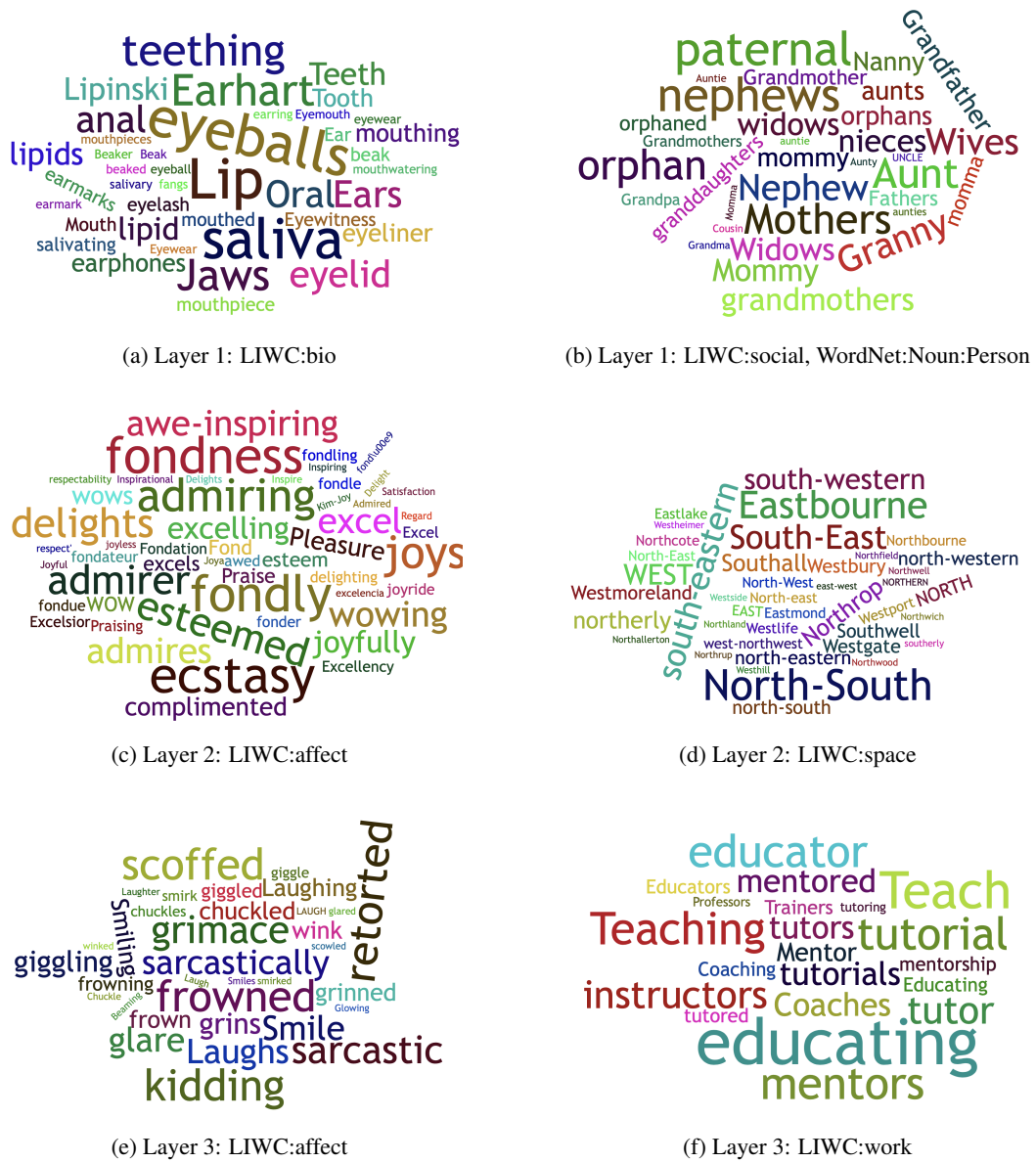


Figure 10: LIWC and WordNet concepts found at lower layers.

Type	Concepts
Lexical	Ngram, Prefix, Suffix, Casing
Morphology	Parts of speech
Semantics	Lexical semantic tags, LIWC, WordNet, Named entity tags
Syntactic	CCG, Chunking, First word, Last word

Table 6: Pre-defined concepts

D.2 DATA AND EXPERIMENTAL SETUP

We used standard splits for training, development and test data for the 4 linguistic tasks (POS, SEM, Chunking and CCG super tagging). The splits to preprocess the data are available through git

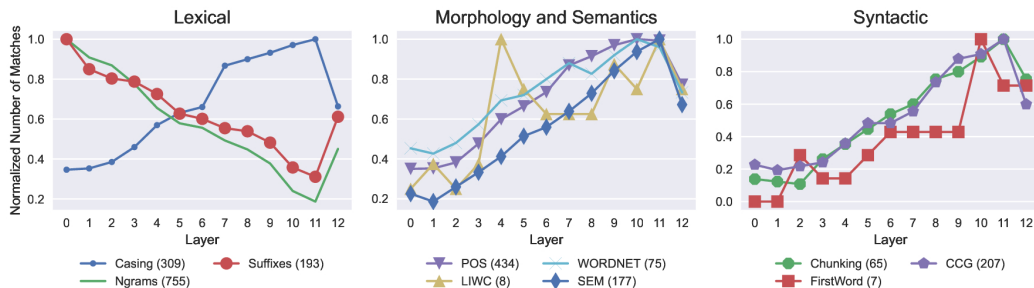


Figure 11: RoBERTa (numbers inside brackets show the maximum match across all layers)

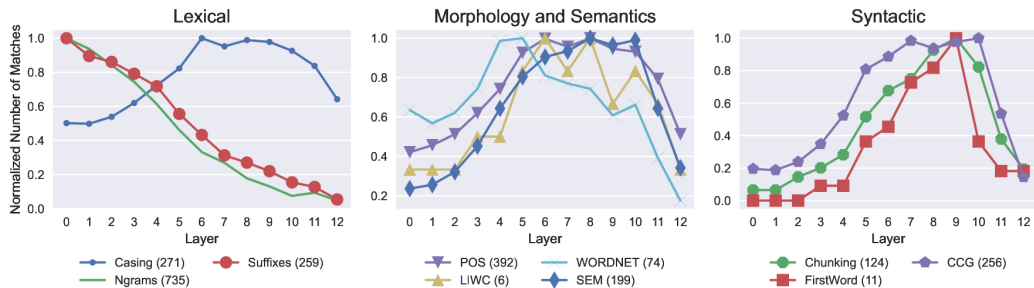


Figure 12: XLNet (numbers inside brackets show the maximum match across all layers)

repository⁸ released with Liu et al. (2019a). See Table 7 for statistics. We obtained the understudied pre-trained models from the authors of the paper, through personal communication.

Task	Train	Dev	Test	Tags
POS	36557	1802	1963	44
SEM	36928	5301	10600	73
Chunking	8881	1843	2011	22
CCG	39101	1908	2404	1272

Table 7: Data statistics (number of sentences) on training, development and test sets using in the experiments and the number of tags to be predicted

E COMPARING PRE-TRAINED MODELS

How do models compare with respect to the pre-defined concepts? Similar to BERT, we created layer-wise latent clusters using RoBERTa (Liu et al., 2019b) and XLNet (Yang et al., 2019). We aligned the clusters with the pre-defined concepts. Figure 11 and 12 shows the results. The overall trend of the models learning shallow concepts in lower layers and linguistic concepts in the middle-higher layers is consistent across all models. A few exceptions are: suffixes have a consistently decreasing pattern for XLNet and RoBERTa, the FirstWord information improved for every higher layer till the last few layers. Moreover, XLNet showed a significant drop in matches with the linguistic tasks for the last layers. The last layers of the models are optimized for the objective function (Kovaleva et al., 2019) and there the drop in matches for most of the concepts reflects the existence of novel task-specific concepts which may not be well aligned with the human-defined concepts.

The number of matches as shown in brackets in Figure 4, 11 and 12 provides a relative comparison across models and pre-defined concepts. The RoBERTa and XLNet found substantially more

⁸<https://github.com/nelson-liu/contextual-repr-analysis>

Concept	# Token	# Type
LEX:abbreviation_and_acronym	4,921	948
LEX:abbreviation, SEM:medicine:medical_condition	760	221
LEX:abbreviation, SEM:named_entity:organization, POS:proper-noun	8,615	1,194
LEX:abbreviation, SEM:named_entity:person:initial, LEX:case:upper_case	2,039	177
LEX:case:title_case, POS:proper-noun, SEM:entertainment:sport, SEM:named_entity:person:last_name	429	29
LEX:case:title_case, POS:proper-noun, SEM:named_entity:person, SEM:named_entity:person:last_name, SEM:origin:europe:germany	2,299	1,033
LEX:case:title_case, POS:proper-noun, SEM:named_entity:person:first_name	518	195
LEX:case:title_case, POS:proper-noun, SEM:named_entity:person:last_name	5,911	1,164
LEX:case:title_case, POS:proper-noun, SEM:origin:europe:uk, SEM:named_entity	3,032	1,585
LEX:case:title_case, SEM:entertainment, POS:proper-noun, SEM:named_entity:person:first_name,	1,208	545
LEX:case:title_case, SEM:named_entity:location, POS:proper-noun	2,622	167
LEX:case:title_case, SEM:named_entity:location, SEM:origin:north_america:canada, POS:proper-noun	2,597	236
LEX:case:title_case, SEM:named_entity:person, SEM:entertainment:actors, POS:proper-noun	4,154	589
LEX:case:title_case, SEM:named_entity:person, SEM:entertainment:fictional:games_of_thrones, POS:proper-noun	227	64
LEX:case:title_case, SEM:named_entity:person, SEM:origin:asia:east_asian, POS:proper-noun	2,875	184
LEX:case:title_case, SEM:named_entity:person:last_name, SEM:entertainment:sport	3,502	908
LEX:case:title_case, SEM:origin:polynesia, POS:proper-noun, SEM:named_entity	3,936	82
LEX:case:title_case, SYN:position:first_word, POS:proper-noun, SEM:named_entity:person	3,481	1,772
LEX:case:upper_case, SYN:position:first_word, SEM:named_entity:location:city, POS:proper-noun	3,279	289
LEX:dots	22,547	31
LEX:hyphenated, POS:adjective, POS:compound, SEM:geopolitics	2,309	205
LEX:hyphenated, SEM:demography:age, LEX:suffix:-year-old, POS:adjective	7,847	251
LEX:hyphenated:words	15,922	1,060
LEX:prefix:un, SEM:negative	4,058	652
LEX:suffix:est, POS:adjective:superlative	19,014	366
LEX:suffix:ly, POS:adverb	10,039	706
LEX:suffix:ly, POS:adverb	6,187	871
LEX:suffix:ly, POS:adverb	75,166	1,089
LEX:suffix:ly, POS:adverb,	1,943	240
LEX:suffix:ly, POS:adverb, SEM:number:ordinal,	489	15
LEX:unicode	596	411
POS:adjective, SEM:attribute:human	2,474	286
POS:number, SEM:number:quantity:vague, SEM:number:one_hundred_to_five_hundred,	558	262
SEM:entertainment:sport:cricket, SEM:entertainment:sport:game_score		
POS:proper-noun, LEX:case:title_case, SEM:entertainment:sport:football, SEM:named_entity:person, SEM:entertainment:sport:player_name,	1,367	323
POS:proper-noun, LEX:case:title_case, SEM:named_entity, SEM:origin:latin_america_related	2,603	968
POS:proper-noun, LEX:case:title_case, SEM:named_entity:location, SEM:origin:europe:belgium_and_netherlands	1,740	83
POS:proper-noun, LEX:case:title_case, SEM:named_entity:person, SEM:entertainment:sport:player_name,	1,051	166
POS:proper-noun, SEM:named_entity, SEM:media:tv:channel	3,359	55
POS:proper-noun, SEM:named_entity, SEM:origin:europe:france	2,165	392
POS:proper-noun, SEM:named_entity, SEM:origin:europe:portugal	1,571	27
POS:proper-noun, SEM:named_entity, SEM:origin:south_america:brazil	3,524	50
POS:proper-noun, SEM:named_entity:location, SEM:origin:europe:france	617	78
POS:proper-noun, SEM:named_entity:person, SEM:demography:muslim_name, LEX:case:title_case	2,748	106
POS:proper-noun, SEM:origin:europe:germany, SEM:named_entity:location, LEX:case:title_case	1,951	85
POS:verb	7,763	1,227
POS:verb	893	310
POS:verb, SEM:action, SEM:negative	1,858	427
POS:verb:present:third_person_singular	32,984	1,870

Table 8: Concept labels (LEX, POS) with token and type.

matches with most of the classical NLP tasks compared to BERT. The difference is much more pronounced in the case of POS with RoBERTa have the highest match. This may reflect that the latent concepts of RoBERTa follow a closer hierarchy to POS compared to other models. On contrary, for WordNet and LIWC BERT showed substantially better alignment than the other two models.

F BCN DETAILS

In Table 8, 9 and 10, we provide concept label with the number of token and type for LEX, POS and SEM.

Concept Label	# Token	# Type
SEM:action, SEM:negative, POS:verb	2,908	364
SEM:action:body:face	1,553	101
SEM:agent, POS:noun:singular,	4,491	483
SEM:agent, POS:noun:singular,	12,227	348
SEM:agent:passerby, POS:noun	330	14
SEM:animal:land_animal	2,121	419
SEM:animal:land_animal,	1,705	129
SEM:animal:land_animal,	1,783	83
SEM:animal:sea_animal	1,920	57
SEM:art:physical	5,041	647
SEM:baby_related	2,184	181
SEM:crime:assault,	2,707	275
SEM:crime:tool,	892	34
SEM:defense:army,	6,619	331
SEM:defense:army:title, LEX:case:title_case, POS:proper-noun,	255	21
SEM:defense:guns	9,803	516
SEM:demography, POS:adjective	19,150	461
SEM:demography:age:young	27,929	274
SEM:donation_and_recovery, LEX:case:title_case, SEM:named_entity,	3,774	499
SEM:donation_and_recovery, LEX:case:title_case, SEM:named_entity,	2,642	147
SEM:entertainment:fictional	412	17
SEM:entertainment:fictional, SEM:entertainment:film_and_tv	2,236	548
SEM:entertainment:fictional, WORDNET:noun.person,	114	5
SEM:entertainment:film_and_tv,	6,104	562
SEM:entertainment:film_and_tv,	5,007	196
SEM:entertainment:gaming	2,690	555
SEM:entertainment:music	6,982	710
SEM:entertainment:music:classical	3,768	390
SEM:entertainment:music:US_rock-bands_and_musicians, LEX:case:title_case	2,939	436
SEM:entertainment:sport	3,616	154
SEM:entertainment:sport	9,734	704
SEM:entertainment:sport	15,491	2,178
SEM:entertainment:sport,	1,979	484
SEM:entertainment:sport,	15,973	1,094
SEM:entertainment:sport,	5,619	962
SEM:entertainment:sport, SEM:origin:europe:uk	18,300	232
SEM:entertainment:sport, SEM:vehicle:bike	2,335	76
SEM:entertainment:sport:american_football:game_play	14,621	388
SEM:entertainment:sport:baseball, SEM:entertainment:sport:game_score, POS:number	1,835	383
SEM:entertainment:sport:team_selection	12,919	815
SEM:entertainment:sport:winter_sport	6,112	405
SEM:entertainment:vacation:outdoor	2,600	149
SEM:fashion:apparel	707	108
SEM:fashion:clothes	1,882	376
SEM:financial, POS:noun,	7,003	308
SEM:financial, POS:noun,	907	47
SEM:financial:stock	995	201
SEM:food_and_plant	3,601	256
SEM:food:wine_related	494	20
SEM:gender:feminine, SEM:unnamed-entity:role	5,627	278
SEM:group:student	596	60
SEM:historic:medieval,	2,011	431
SEM:historic:medieval, SEM:origin:europe	621	85
SEM:honour_system, SEM:origin:europe:uk,	1,124	128
SEM:language,	8,166	336
SEM:language,	607	101
SEM:language:foreign_word, SEM:origin:europe:dutch	1,038	394
SEM:language:foreign_word, SEM:origin:french	3,321	916
SEM:language:foreign_word, SEM:origin:french, SEM:named_entity	2,993	867
SEM:measurement:height, LEX:hyphenated	1,397	275
SEM:measurement:length	3,112	673
SEM:measurement:length_and_weight, SEM:measurement:imperial	960	156
SEM:media:social_media	42,108	975
SEM:media:social_media, SEM:technology:communication,	10,192	116
SEM:medicine:drug_related	1,625	92
SEM:medicine:medical_condition	1,340	261
SEM:metaphysical:death_related	4,977	164
SEM:mining_and_energy	4,072	279
SEM:named_entity, LEX:case:title_case	2,784	861
SEM:named_entity, POS:proper-noun, SEM:vehicle:bike,	1,353	139
SEM:named_entity, SEM:entertainment:sport:basketball, POS:proper-noun	4,870	79
SEM:named_entity, SEM:entertainment:sport:ice_hockey, SEM:entertainment:sport:club_name, LEX:case:title_case	2,570	101
SEM:named_entity, SEM:entertainment:sport:rugby, SEM:entertainment:sport:team_name	223	9
SEM:named_entity, SEM:origin:asia:east_asian, POS:proper-noun, SEM:named_entity:person, LEX:case:title_case,	835	258
SEM:named_entity, SEM:origin:asia:myanmar, POS:proper-noun, LEX:case:title_case	2,758	172

Table 9: Concept labels SEM with token and type.

Concept Label	# Token	# Type
SEM:named_entity, SEM:origin:europe:germany_related, LEX:case:title_case,	2,958	725
SEM:named_entity, SEM:origin:europe:north_europe, POS:proper-noun	1,159	331
SEM:named_entity, SEM:origin:europe:sweden, POS:proper-noun	2,881	423
SEM:named_entity:location, LEX:case:title_case, SEM:origin:asia:south_east_asia	330	17
SEM:named_entity:location, LEX:case:title_case, SEM:origin:latin_america	152	7
SEM:named_entity:location, SEM:origin:europe:greece_and_italy, LEX:case:title_case, SEM:historic:medieval	2,512	407
SEM:named_entity:location:city_and_county, LEX:case:title_case	359	12
SEM:named_entity:location:city_and_county, SEM:origin:north_america:usa:california	19,267	297
SEM:named_entity:location:city_and_state, SEM:origin:north_america:mexico, POS:proper-noun, LEX:case:title_case	1,946	123
SEM:named_entity:location:county, LEX:suffix:shire	407	15
SEM:named_entity:organization, POS:proper-noun, LEX:acronym	2,379	266
SEM:named_entity:person, LEX:case:title_case, POS:proper-noun, SEM:entertainment	1,842	306
SEM:named_entity:person, POS:proper-noun, LEX:case:title_case	1,159	783
SEM:named_entity:person, POS:proper-noun, LEX:hyphenated, SEM:named_entity:person:last_name, LEX:case:title_case	3,107	630
SEM:named_entity:person, SEM:origin:asia:arab	2,532	851
SEM:named_entity:person, SEM:origin:asia:indochina:french_colony, LEX:case:title_case, POS:proper-noun	1,680	259
SEM:named_entity:person:first_name, LEX:case:title_case, SYN:position:first_word	1,024	456
SEM:named_entity:person:first_name, POS:proper-noun, SEM:entertainment, LEX:case:title_case,	479	189
SEM:named_entity:person:last_name, LEX:case:title_case, SEM:origin:asia:subcontinent, POS:proper-noun	3,515	1,491
SEM:named_entity:person:last_name, POS:proper-noun, LEX:case:title_case	4,190	1,153
SEM:named_entity:person:last_name, POS:proper-noun, LEX:case:title_case, SEM:origin:europe:germany_related,	1,056	380
SEM:named_entity:person:last_name, SEM:entertainment, LEX:case:title_case, POS:proper-noun	3,884	696
SEM:named_entity:person:last_name, SEM:entertainment:film:hollywood, LEX:case:title_case, POS:proper-noun, SEM:entertainment	930	300
SEM:named_entity:person:last_name, SEM:entertainment:sport, POS:proper-noun, LEX:case:title_case,	792	216
SEM:named_entity:person:last_name, SEM:origin:europe:germany, POS:proper-noun, LEX:case:title_case,	1,400	612
SEM:named_entity:person:last_name, SEM:origin:spanish_italian, POS:proper-noun, LEX:case:title_case	707	251
SEM:named_entity—SEM:origin:europe:switzerland	2,290	80
SEM:negative, POS:noun	4,141	365
SEM:number, SEM:entertainment:sport:game_score, SEM:entertainment:sport:american_football, LEX:hyphenated, POS:number	1,860	471
SEM:number:alpha_numeric	1,222	387
SEM:number:cardinal:spelled, SEM:number:less_than_hundred	8,203	131
SEM:number:cardinal:spelled, SEM:number:less_than_hundred, LEX:hyphenated, LIWC:func,	634	136
SEM:number:floating_point, POS:number, SEM:number:quantity:concrete, SEM:number:percentage	5,001	829
SEM:number:floating_point, SEM:number, SEM:financial:money_figure, SEM:number:quantity:vague,	4,568	798
LEX:position:after_currency_symbol, LEX:position:before_suffix_illion		
SEM:number:ordinal, SEM:time, SEM:entertainment:sport:game_time, SEM:entertainment:sport:football	599	103
SEM:number:quantity:vague, LEX:suffix:0, SEM:number:whole, POS:number,	10,689	2,997
SEM:number:quantity:vague, LEX:suffix:0, SEM:number:whole, POS:number,	14,242	1,430
SEM:organization:government, SEM:agent,	14,744	516
SEM:organization:government:foreign_affairs	3,139	46
SEM:organization:social_ngo	5,132	151
SEM:origin:africa, LEX:case:title_case, SEM:named_entity	8,115	257
SEM:origin:asia:east_asian, SEM:named_entity, POS:proper-noun,	2,564	84
SEM:origin:europe:uk, POS:proper-noun	3,734	108
SEM:polarity, LEX:hyphenated, LEX:prefix:anti_and_pro	6,884	662
SEM:renovation-related, LEX:prefix:re	2,905	289
SEM:science:biology:micro_biology	2,105	403
SEM:science:chemistry	1,690	131
SEM:science:chemistry,	3,138	321
SEM:science:chemistry:material	604	155
SEM:science:geology	5,453	663
SEM:sea_related	16,583	287
SEM:service-industry	2,743	244
SEM:technology	4,480	149
SEM:technology:communication	4,138	463
SEM:technology:communication, SEM:technology:electronic	5,155	886
SEM:technology:electronic:storage-devices:removable	387	21
SEM:time,	21,715	526
SEM:time:anniversary_descriptors	1,629	25
SEM:time:century:18th_and_19th	1,041	204
SEM:time:months_of_year	16,041	37
SEM:time:timeframe, LEX:suffix:ties	1,062	20
SEM:time:timeframe, POS:adjective, LEX:hyphenated	8,471	623
SEM:transportation:way, POS:noun,	2,637	211
SEM:transportation:way:road, POS:noun,	1,722	72
SEM:vehicle, SEM:named_entity, POS:proper-noun, SEM:brand	811	103
SEM:weather,	861	20
SEM:weather:disaster,	29,698	1,631
SYN:position:first_word,	7,913	1,315
SYN:position:first_word,	2,252	365
SYN:position:first_word, LEX:case:title_case, POS:proper-noun, SEM:named_entity:person	1,627	342
SYN:position:first_word, LEX:case:title_case, SEM:activism:demonstration	4,572	518
SYN:position:first_word, LEX:case:title_case, SEM:weather:disaster	1,351	232
SYN:position:first_word, POS:proper-noun, LEX:case:title_case, SEM:named_entity:person	2,059	879
SYN:position:first_word, POS:proper-noun, LEX:case:title_case, SEM:named_entity:person, SEM:origin:asia:east_asian,	294	134
SYN:position:first_word, SEM:named_entity	3,842	1,863

Table 10: Concept labels SEM with token and type.

Example of Sem tags	Words
SEM:action:negative	confine, cripple, decimate, demonised, disappoints, dislocation, disobeyed, disqualify, distort, downsized, jeopardise, hijacked, trashed, traumatizing, undercutting, underpins, underplayed, undervalue, spoilt, spouting, spurned, stifled
SEM:action:body:face	Gaze, LAUGH, Tears, admiring, blushing, chuckles, clap, frown, gasp, giggle, grimace, murmur, smirk, twinkle, wink
SEM:activism:demonstration	Aggression, Arguments, Armored, Attackers, Attacks, Backlash, Ceasefire, Clashes, Cops, Counterfeiting
SEM:animal:land_animal	Ants, Bees, Beetle, Cobra, Frog, Jaws, Leopard, Paw, Snakes, Spider, Sumatran, frog
SEM:animal:sea_animal	Salmon, Shellfish, Trout, catfish, crabs, eel, herring, octopus, oyster, oysters, snail, squid, trout

Table 11: Example of Sem tags with associated words.