

BiAIT*: Symmetrical Bidirectional Optimal Path Planning with Adaptive Heuristic

Chenming Li, Han Ma, Peng Xu, Jiankun Wang, *Member, IEEE*, Max Q.-H. Meng, *Fellow, IEEE*

Abstract—Adaptively Informed Trees (AIT*) develops the problem-specific heuristic under the current topological abstraction of the state space with a lazy-reverse tree that is constructed without collision checking. AIT* can avoid unnecessary searching with the heuristic, which significantly improves the algorithm performance, especially when collision checking is expensive. However, the heuristic estimation in AIT* consumes lots of computation resources, and its asymmetric bidirectional searching strategy cannot fully exploit the potential of the bidirectional method. In this article, we extend AIT* from the asymmetric bidirectional search to the symmetrical bidirectional search, namely BiAIT*. Both the heuristic and space searching in BiAIT* are calculated bidirectionally. The path planner can find the initial solution faster with our proposed method. In addition, when a collision happens, BiAIT* can update the heuristic with less computation. Simulations are carried out to evaluate the performance of the proposed algorithm, and the results show that our algorithm can find the solution faster than the state of the arts. We also analyze the reason for different performances between BiAIT* and AIT*. Furthermore, we discuss two simple but effective modifications to fully exploit the potential of the adaptively heuristic method.

Note to Practitioners—This work is inspired by the adaptively heuristic method and the symmetrical bidirectional searching method. This article introduces a novel algorithm using the symmetrical bidirectional method to calculate the heuristic and search the state space efficiently. The problem-specific heuristic in BiAIT* derives from a lazy-forward tree and a lazy-reverse tree, which are constructed without collision checking. In BiAIT*, the lazy-forward and lazy-reverse trees share heuristic information and jointly guide the growth of the forward and reverse trees, which conduct collision checking and guarantee that their edges are feasible. Compared with state-of-the-art methods, BiAIT* finds the initial heuristic and updates the heuristic more quickly. In the future, we will refine our design to avoid the suboptimal heuristic problem. The proposed algorithm can be extended to apply to industrial robots, medical robots, or service robots to realize efficient path planning. The OMPL implementation of BiAIT* is available at <https://github.com/Licmly-CU/BiAITstar>.

Index Terms—Path planning, adaptive heuristic, bidirectional search method.

I. INTRODUCTION

PLANNING a feasible trajectory is one of the key problems in robotics. The robot motion planning problem can be simplified as finding a collision-free geometric path. Nevertheless, the geometric path planning problem is still computationally expensive, especially in high-dimensional space. Usually, the most time-consuming procedure in path planning is collision checking. Various methods have been proposed to solve the robot path planning problem.

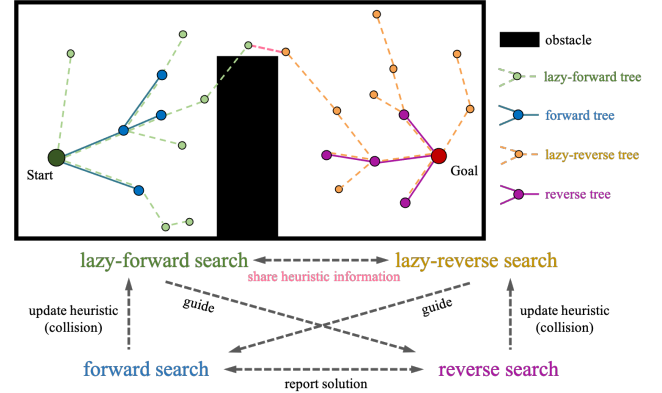


Fig. 1. The components of BiAIT*. Lazy-forward and lazy-reverse trees provide the problem-specific heuristic to guide the forward and reverse searches. Lazy trees are constructed without collision checking, and they share heuristic information with each other when they meet. Forward and reverse trees search the space according to the heuristic and guarantee that their edges are feasible with collision checking. If forward and reverse searches find the edge in lazy trees collides with the obstacle, they will inform the lazy trees to update the heuristic. When forward and reverse trees meet each other, BiAIT* will report a new solution.

This project is supported by Hong Kong RGC GRF grant # 14211420 awarded to Max Q.-H. Meng. (*Corresponding authors: Jiankun Wang, Max Q.-H. Meng.*)

Chenming Li, Han Ma, and Peng Xu are with the Department of Electronic Engineering, The Chinese University of Hong Kong, Shatin, N.T., Hong Kong SAR, China (e-mail: licmly@link.cuhk.edu.hk; hanma@link.cuhk.edu.hk; peterxu@link.cuhk.edu.hk).

Jiankun Wang is with Shenzhen Key Laboratory of Robotics Perception and Intelligence, and the Department of Electronic and Electrical Engineering, Southern University of Science and Technology, Shenzhen 518055, China (e-mail: wangjk@sustech.edu.cn).

Max Q.-H. Meng is with Shenzhen Key Laboratory of Robotics Perception and Intelligence, and the Department of Electronic and Electrical Engineering, Southern University of Science and Technology, Shenzhen 518055, China, on leave from the Department of Electronic Engineering, The Chinese University of Hong Kong, Hong Kong, and also with the Shenzhen Research Institute of The Chinese University of Hong Kong, Shenzhen 518057, China, max.meng@ieee.org.

Searching-based methods like Dijkstra [1], A* [2], and Lifelong Planning A* (LPA*) [3] can solve the planning problem in discrete low-dimensional space. However, the computational complexity of the searching-based method grows exponentially as the dimension increases. The sampling-based method can efficiently search the state space, such as Rapidly-exploring Random Tree (RRT) [4], and its advanced version, RRT* [5]. Methods like RRT and RRT* use random sampling to avoid explicit construction of the configuration space. The typical sampling-based planner can be divided into the sampling stage and the searching stage. In the sampling stage, the planner samples the whole state space, providing a topological abstraction of the space. Then, the planner searches on the

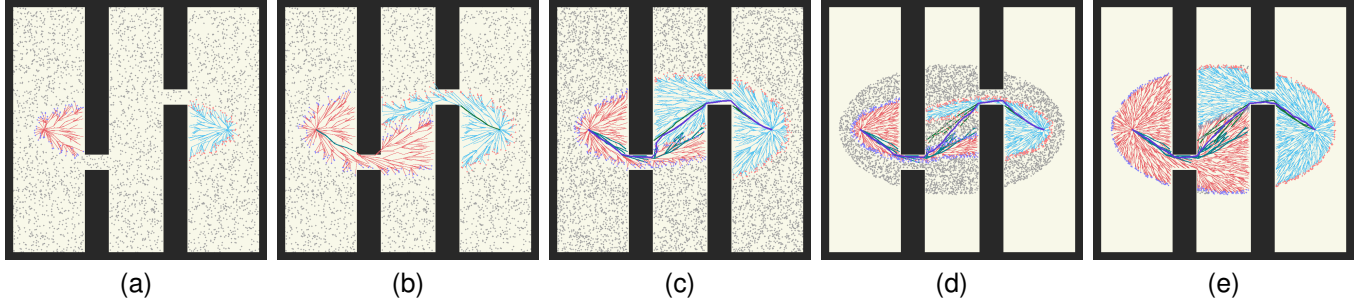


Fig. 2. BiAIT* solves a planning problem in a simple 2D environment, where the black blocks, red lines, blue lines, green lines, violet line denote the obstacles, lazy-forward tree, lazy-reverse tree, forward and reverse trees, and the current solution path, respectively. The grey points are the idle samples. The blue and red points are the wavefronts of lazy-forward and lazy-reverse search. Fig. 2a: BiAIT* takes a batch of samples and constructs lazy-forward and lazy-reverse trees; Fig. 2b: lazy-forward and lazy-reverse trees meet each other and share heuristic information, and two forward and reverse trees start searching the space according to the heuristic; Fig. 2c: the initial feasible solution; Fig. 2d: BiAIT* prunes the samples and branches outside the Informed space and starts a new iteration; Fig. 2e: BiAIT* keeps updating the solution until it meets the terminate condition.

topological graph in the searching stage. RRT and RRT* maintain a tree structure to search the space and alternately process the sampling and searching stage until they find a satisfying path, or computation time reaches threshold and a failure is reported.

Both RRT and RRT* sample uniformly and search unidirectionally, which explore lots of space that hardly improve the solution. Batch Informed Trees (BIT*) [6], [7] separates the sampling and searching stages into different phases instead of performing them alternately. BIT* constructs the tree with ordered samples sorted by a Euclidean metric. Adaptively Informed Trees (AIT*) [8], [9] is developed based on BIT*, which searches the space with the adaptive heuristic. Unlike the conventional bidirectional search, AIT* maintains a lazy-reverse tree and a forward tree. AIT* takes a batch of samples in the sampling stage and constructs a lazy-reverse tree. The lazy-reverse tree provides the problem-specific heuristic for the state space topological abstraction and does not guarantee that its edges are feasible. The problem-specific heuristic can provide better guidance than the Euclidean metric, and the forward tree rooted at the start only needs to extend a small portion of the state space. However, AIT* spends a lot of computation resources on problem-specific heuristic estimation. AIT* is an asymmetry planning method, and its lazy-reverse tree has to extend till it meets the start state to generate the initial heuristic. When a collision happens, the whole lazy-reverse tree branch rooted at the collided point will be invalid, and AIT* needs to reconstruct the invalidated components.

We propose to improve AIT* with the symmetrical bidirectional method, namely Bidirectional Adaptively Informed Trees (BiAIT*). The forward tree and lazy-reverse tree in AIT* are reconstructed into four parts: forward tree, lazy-forward tree, reverse tree, and lazy-reverse tree. BiAIT* guarantees that its forward and reverse trees are feasible, and its lazy-forward and lazy-reverse trees are constructed lazily without collision checking. Fig. 1 shows the functions of these four parts in BiAIT*. Our method constructs the lazy-forward tree and lazy-reverse tree in the beginning of each batch. Two lazy trees will inform each other when they meet and then propagate the problem-specific heuristic information

toward their predecessors. The forward and reverse trees extend according to the heuristic. In the forward and reverse search procedures, BiAIT* extracts the best candidate edge from the edge queues and checks whether it is collision-free. Whenever the forward and reverse search procedures find that the candidate edge collides with the obstacles, they will inform the lazy trees and update the heuristic. We terminate the lazy searches when they cannot improve the heuristic and sample a new batch. With the symmetrical bidirectional adaptive heuristic, BiAIT* can acquire the initial heuristic by extending fewer vertices in its lazy search than AIT*. In addition, BiAIT* spends less effort to update the heuristic when the collision happens. Fig. 2 shows that the schematic and planning procedure of our method, and we will introduce the details in the following sections.

Our contributions can be summarized as follows: 1) This article proposes BiAIT*, which extends AIT* from an asymmetric bidirectional mode to the symmetrical bidirectional mode. 2) We comprehensively evaluate the performance of BiAIT* in different environments and demonstrate that the symmetrical bidirectional adaptive informed method can improve the planning speed. 3) We discuss two simple but effective modifications of AIT* and BiAIT*, which improve the performance with almost no additional consumption.

We organize this article as follows. In Section II, we review related literature. Section III defines the problem formally and reviews AIT* briefly. Section IV illustrates details of BiAIT*. Section V presents the results of the simulations. We analyze the performance difference between AIT* and BiAIT* in Section VI. We discuss two simple extensions of AIT* and BiAIT* in Section VII. Finally, we draw the conclusion in Section VIII.

II. RELATED WORK

A. Planning Algorithms

The sampling-based method avoids explicitly discretizing the state space, making it possible to solve the continuous planning problem without space discretization. Methods like RRT [4] can guarantee probabilistic completeness, which means the probabilistic of finding a solution goes to one

whenever it exists. Nevertheless, RRT can not guarantee the optimal property, and its solution will not converge to the optimal. It has been proved that RRT has zero chance to find the optimal solution, even with an infinite number of samples [10]. A refined version called RRT* adds two processes, which are finding the best parent and rewiring [5]. RRT* can acquire the asymptotic optimality, which means the chance of finding the optimal solution goes to one with infinite samples. RRT# [11] improves RRT* with a replanning procedure. Informed RRT* [12] uses a direct sampling method to sample in the informed space after the feasible path is found and proves that sampling outside the informed space can not promote the current solution. The informed space is a d -dimensional prolate hyper-spheroid. Moreover, Gammell *et al.* [13] propose pruning the branch outside the informed space. The informed RRT* improves the convergence rate with the equivalent computational consumption to RRT*. The artificial neural network can guide the sampling process and improve sampling efficiency. Neural RRT* [14] learns from the A* algorithm with a CNN model and predicts the distribution of the optimal path, which serves as a heuristic for sampling. However, calculating an accurate and computationally inexpensive heuristic is still challenging. Selecting an appropriate heuristic for a specific planning problem is also problematic.

B. Batch Sampling Methods

The sampling-based planning method has two stages: sampling and searching stages. Methods like RRT and RRT* alternately perform the sampling stage and the searching stage. However, the random order of samples is inefficient and results in unnecessary computation. Inspired by the Fast Marching method, Janson *et al.* proposes Fast Marching Tree (FMT*) [15]. FMT* takes a set of samples in the sampling stage and performs forward dynamic programming recursion in the searching stage. The searching tree of FMT* grows steadily outward and never checks the vertices in the closed set. FMT* achieves significant improvement when compared with RRT*. However, FMT* is not an anytime algorithm since it runs on a fixed topological abstraction and never updates it. Batch Informed Trees (BIT*) [6], [7] takes a batch of samples in the informed space in each iteration, building an increasing dense approximation of the state space. Besides, BIT* uses priority queues to order the samples, and the priority queues are sorted concerning the potential to improve the current solution. Regionally accelerated BIT* [16] extends BIT* with a local optimizer and improves the performance in difficult-to-sample planning problems, such as the problem of the narrow passage. Adaptively Informed Trees (AIT*) [8], [9] is developed based on BIT*, which utilizes a lazy-reverse tree to calculate the adaptively cost-to-go heuristic for the samples. AIT* addresses that the priority queue in BIT* is sorted according to the Euclidean distance, which is not a problem-specific heuristic. In each iteration, AIT* first takes a batch of samples and then builds the lazy-reverse tree to get the adaptively heuristic. The priority edge queue in AIT* is sorted with the adaptively heuristic. The related branch in the lazy-reverse tree will be updated when the collision happens.

C. Bidirectional Methods

Typical bidirectional planning methods utilize a forward-searching tree and a reverse-searching tree to search the space and extend these two trees alternately. RRT-Connect [17] first extends RRT with the bidirectional searching strategy, and it uses a greedy connect function to report the solution quickly. RRT-Connect can achieve better performance than RRT in various path planning problems. RRT*-Connect [18] combines RRT* and RRT-Connect, and successfully guarantees both the asymptotically optimality like RRT* and the capability of quickly finding solutions like RRT-Connect. Informed RRT*-Connect [19] uses RRT*-Connect to find the feasible solution and constraints the samples in the informed space. Wang *et al.* propose a novel method to connect two trees in bidirectional motion planning, which could avoid solving the two-point boundary value problem in the connection process. Ma *et al.* propose Bi-Risk-RRT [20], which extends Risk-RRT [21] with a bidirectional search method. Bi-Risk-RRT proves the bidirectional method is efficient when considering kinodynamic constraints. Bidirectional FMT* [22] extends the FMT* to bidirectional search, which performs bidirectional dynamic programming on a set of samples. AIT* [9] uses the asymmetric bidirectional searching method to solve the path planning problem. The reverse tree of AIT* is different from the one in typical bidirectional path planning methods like RRT-Connect and RRT*-Connect. In AIT*, only the forward tree is responsible for searching the space, and the reverse tree provides an adaptively heuristic for the forward tree. Viewed separately, the forward and lazy-reverse search in AIT* are two unidirectional procedures instead of a typical bidirectional procedure. The asymmetric bidirectional method in AIT* can not fully exploit the potential of the bidirectional method.

III. PRELIMINARIES

A. Problem Formulation

Sampling-based methods are often evaluated in two aspects: probabilistic completeness and almost-surely asymptotically optimality. Most sampling-based planning methods like RRT [4] and RRT* [5] can guarantee probabilistic completeness, which means the planner will find a feasible solution eventually if the solution exists.

Let the d -dimensional space be \mathbb{R}^d . \mathcal{X} denotes the state space, which is a subset of \mathbb{R}^d . \mathcal{X}_{obs} represents the obstacle space. We can define $\mathcal{X}_{free} = \mathcal{X} \setminus \mathcal{X}_{obs}$ as the free space. Let $\pi : [0, 1] \rightarrow \mathcal{X}_{free}$ be a feasible path lying in \mathcal{X}_{free} , and Π be the collection of all feasible paths. Define the cost function as $c(\pi) \rightarrow [0, \infty)$. Then, the optimal path planning problem can be summarized as:

$$\pi^* = \arg \min_{\pi \in \Pi} \{c(\pi) | c(0) = x_s, c(1) \in \mathcal{X}_g\}, \quad (1)$$

where the x_s and \mathcal{X}_g represent the start state and the goal region, respectively. The almost-surely asymmetrically optimal path planner can solve the optimal planning problem asymmetrically with the infinite number ($n \rightarrow \infty$) of samples,

$$P \left(\lim_{n \rightarrow \infty} \min_{\pi \in \Pi} c(\pi) = \pi^* \right) = 1. \quad (2)$$

B. Adaptively Informed Trees

This section reviews AIT* proposed in [8] and [9] briefly. AIT* reduces the time cost of the most costly procedure: collision checking. The adaptively informed heuristic uses lazy-reverse search to guide the forward search. With the result of the lazy-reverse search, the collision checking in the forward search only needs to check a small portion of the candidate edges.

The basic procedure of AIT* is shown in Algorithm 1. *sample(batchSize)* takes a batch of *batchSize* samples with the informed sampling method [13] in the sampling stage. *lazyReverseSearch()* constructs a lazy-reverse search tree rooted at the goal. The lazy-reverse tree is constructed lazily without collision checking, which means in the lazy-reverse tree, only vertices are valid, and edges may be infeasible. *forwardSearch()* incrementally constructs the forward tree whenever *forwardSearchMayImprove()* returns true, which means the forward search may help to extend the forward tree towards the promising direction. When the collision happens, *collide()* returns true, and *updateLazySearching()* reconstructs the related branch of the lazy-reverse tree. AIT* uses *prune()* to remove branches that can not help to improve the solution further. At the end of each iteration, AIT* discards the whole lazy-reverse tree and reconstructs it from scratch in the next iteration.

Algorithm 1: Adaptively Informed Trees

```

1 while not terminate() do
2   sample(batchSize);
3   lazyReverseSearch();
4   while forwardSearchMayImprove() do
5     forwardSearch();
6     if collide() then
7       updateLazySearching();
8   prune();

```

IV. METHODOLOGY

A. Notation

The valid state is denoted by $x \in \mathcal{X}_{free}$. Let \mathcal{X}_s stand for a set of valid samples. V represents the set of vertices, and each vertex in V is associated with a valid state. The directed edge is denoted by $\{x_p, x_c\}$, where the x_p is the parent state and the x_c is the child state. Let E be the set of edges, only edges

in forward and reverse trees are collision-free, and edges in lazy-forward and lazy-reverse trees may collide with \mathcal{X}_{obs} . The forward tree, lazy-forward tree, reverse tree, and lazy-reverse tree are denoted by \mathcal{T}_F , \mathcal{T}_{FL} , \mathcal{T}_R , and \mathcal{T}_{RL} , respectively. Each tree consists of vertices V and edges E . \mathcal{T}_F and \mathcal{T}_{FL} are rooted at x_s , \mathcal{T}_R and \mathcal{T}_{RL} are rooted in \mathcal{X}_g . LPA* [3] uses *rhs*-value to refer to one-step lookahead cost of state x , and *g*-value to refer to the cost-from-root iff x is locally consistent. Our method uses *rhs*-value and *g*-value to denote the heuristic in lazy search processes. The heuristic of state x in lazy-forward and lazy-reverse searches are denoted by $\hat{h}_{rhs-F}(x)$, $\hat{h}_{g-F}(x)$, $\hat{h}_{rhs-R}(x)$, and $\hat{h}_{g-R}(x)$, where the F and R in the subscript represent forward and reverse, and *rhs* and *g* refer to *rhs*-value and *g*-value. The *rhs*-values of the root vertices of \mathcal{T}_{FL} and \mathcal{T}_{RL} are zero. Let the neighbors of a vertex x_i be $\mathcal{X}_n(x_i)$, the *rhs*-value of vertex x_i is the minimum of heuristic edge cost between x_i and $x_n \in \mathcal{X}_n(x_i)$ plus the *g*-value of x_n :

$$\begin{aligned} \hat{h}_{rhs-F}(x_i) &= \min(\hat{h}_{g-F}(x_n) + \hat{c}(x_n, x_i) | x_n \in \mathcal{X}_n(x_i)); \\ \hat{h}_{rhs-R}(x_i) &= \min(\hat{h}_{g-R}(x_n) + \hat{c}(x_n, x_i) | x_n \in \mathcal{X}_n(x_i)). \end{aligned} \quad (3)$$

Vertex x is called locally consistent in lazy-forward search when $\hat{h}_{rhs-F}(x) = \hat{h}_{g-F}(x)$ and locally consistent in lazy-reverse search when $\hat{h}_{rhs-R}(x) = \hat{h}_{g-R}(x)$. The true cost-to-come from start via \mathcal{T}_F is denoted by $g_F(x)$, and the true cost-to-go from goal via \mathcal{T}_R is denoted by $g_R(x)$. $\hat{g}_F(x)$ and $\hat{g}_R(x)$ denote the straight-line Euclidean distance to start and goal. The heuristic cost and true connection cost between two states x_1 and x_2 is denoted by $\hat{c}(x_1, x_2)$ and $c(x_1, x_2)$, respectively. Let Q be the priority queue sorted in lexicographical order. AIT* defines the reverse-vertex queue Q_R^{AIT*} and the forward-edge queue Q_F^{AIT*} [9]. Our method extends the queues in AIT* to four different priority queues: Q_{FL} , Q_F , Q_{RL} , and Q_R , where L and V denote the vertex-queue for lazy-forward/reverse search and edge-queue for forward/reverse search, respectively. Connection edges between \mathcal{T}_{FL} and \mathcal{T}_{RL} are stored in a queue $Q_{lazyMeet}$, and connection edges between \mathcal{T}_F and \mathcal{T}_R are stored in a queue Q_{meet} . The queues Q_{FL} , Q_F , Q_{RL} , Q_R , $Q_{lazyMeet}$, and Q_{meet} are sorted in lexicographical order, and their keys are defined as Table I shows. Let c_{cur} be the current solution cost of the planning problem.

B. High-level Description

We extend the BiAIT* to a bidirectional symmetrical planning algorithm. Algorithm 2 shows the process of Bi-

TABLE I
THE KEYS OF Q_{FL} , Q_F , Q_{RL} , AND Q_R .

$key_{Q_{FL}}^{BiAIT*}(x)$	$\{ \min(\hat{h}_{g-F}(x), \hat{h}_{rhs-F}(x)) + \hat{g}_R(x); \min(\hat{h}_{g-F}(x), \hat{h}_{rhs-F}(x)) \}$
$key_{Q_F}^{BiAIT*}(x_p, x_c)$	$\{ g_F(x_p) + \hat{c}(x_p, x_c) + \hat{h}_{g-R}(x_c); g_F(x_p) + \hat{c}(x_p, x_c); g_F(x_p) \}$
$key_{Q_{RL}}^{BiAIT*}(x)$	$\{ \min(\hat{h}_{g-R}(x), \hat{h}_{rhs-R}(x)) + \hat{g}_F(x); \min(\hat{h}_{g-R}(x), \hat{h}_{rhs-R}(x)) \}$
$key_{Q_R}^{BiAIT*}(x_p, x_c)$	$\{ g_R(x_p) + \hat{c}(x_p, x_c) + \hat{h}_{g-F}(x_c); g_R(x_p) + \hat{c}(x_p, x_c); g_R(x_p) \}$
$key_{Q_{lazyMeet}}^{BiAIT*}(x_1, x_2)$	$\{ \hat{h}_{g-F}(x_1) + \hat{c}(x_1, x_2) + \hat{h}_{g-R}(x_2) \}$
$key_{Q_{meet}}^{BiAIT*}(x_1, x_2)$	$\{ g_F(x_1) + c(x_1, x_2) + g_R(x_2) \}$

AIT*. At the very beginning, BiAIT* sets c_{cur} to infinity. Start state x_s and goal state $x_g \in \mathcal{X}_g$ are added to \mathcal{T}_F and \mathcal{T}_R , respectively. When *lazySearchTerminate()* returns true, candidate edges in \mathcal{Q}_F may improve the solution, or the heuristic will not be better if the lazy search continues. Otherwise, *lazySearch()* will construct \mathcal{T}_{FL} and provide the adaptively heuristic for the forward and reverse search procedure. When the best edge in \mathcal{Q}_F may improve the current solution, *forwardSearchMayImprove()* will return true, and \mathcal{T}_F will grow according to the heuristic. If the lazy search and forward/reverse search terminate, BiAIT* will dispose of \mathcal{T}_{FL} and \mathcal{T}_{RL} , prune \mathcal{X}_s , \mathcal{T}_F , and \mathcal{T}_R , and take a new batch of samples in the informed space. As we utilize the same pruning and sampling strategy (Algorithm 2, Line 8 and 9) as AIT*, details can be found in [9]. *initBatch()* initializes \mathcal{X}_s after sampling. *swap()* switches \mathcal{T}_F , \mathcal{T}_{FL} , \mathcal{Q}_F , \mathcal{Q}_{FL} and \mathcal{T}_R , \mathcal{T}_{RL} , \mathcal{Q}_R , \mathcal{Q}_{RL} , which makes the forward and reverse search process alternately. We introduce the details of our method as follows.

Algorithm 2: Bidirectional AIT*

```

1  $c_{cur} \leftarrow \infty$ ,  $\mathcal{T}_F \leftarrow x_s$ ,  $\mathcal{T}_R \leftarrow x_g$ ;
2 while not terminate() do
3   if not lazySearchTerminate() then
4     lazySearch();
5   else if forwardSearchMayImprove() then
6     forwardSearch();
7   else
8     prune();
9      $\mathcal{X}_s \leftarrow \mathcal{X}_s \cup \text{sample}(\text{batchSize}, c_{cur})$ ;
10    initBatch();
11  swap( $\{\mathcal{T}_F, \mathcal{T}_{FL}, \mathcal{Q}_F, \mathcal{Q}_{FL}\}, \{\mathcal{T}_R, \mathcal{T}_{RL}, \mathcal{Q}_R,$ 
     $\mathcal{Q}_{RL}\}$ );

```

C. Details

1) *Initialize the batch*: BiAIT* initializes \mathcal{X}_s and prepare for the lazy search (Algorithm 2, Line 10) after adding a new batch of samples. Algorithm 3 describes the process of batch initialization. We reconstruct \mathcal{T}_{FL} and \mathcal{T}_{RL} from scratch; the *rhs*-value heuristic and *g*-value heuristic in the previous lazy search are set to infinite. To fully take advantage of the information of the previous forward and reverse searches, \mathcal{T}_F and \mathcal{T}_R are copied to the corresponding new lazy trees (Line 3 to 6). The *rhs*-value of start state x_s in lazy-forward search ($\hat{h}_{rhs-FL}(x_s)$) and the *rhs*-value of goal states in lazy-reverse search ($\hat{h}_{R-rhs}(x_g)$) are set to zero. The start state and goal states are added to the corresponding lazy queues. *expand()* in Line 11 is same as that of AIT* [9].

2) *Lazy search*: The lazy search should stop when the heuristic can not be improved if the lazy search continues. The lazy search also terminates when the key of the best edge in the forward and reverse edge queues (\mathcal{Q}_F and \mathcal{Q}_R) is better than the key of the best vertex in the forward vertex queue (\mathcal{Q}_{FL}), which means the forward or reverse search can possibly improve the current solution. BiAIT* terminates the lazy search if any one of \mathcal{Q}_{FL} , \mathcal{Q}_F , or \mathcal{Q}_R is empty.

Algorithm 3: initBatch()

```

1 clear( $\mathcal{T}_{FL}, \mathcal{T}_{RL}, \mathcal{Q}_F, \mathcal{Q}_{FL}, \mathcal{Q}_R, \mathcal{Q}_{RL}, \mathcal{Q}_{lazyMeet}$ );
2 forall  $x \in \mathcal{X}_s$  do
3   if  $x \in \mathcal{T}_F$  then
4      $\hat{h}_{rhs-F}(x) \leftarrow \text{cost}(x)$ ;  $\mathcal{Q}_{FL} \leftarrow x$ ;
5   else if  $x \in \mathcal{T}_R$  then
6      $\hat{h}_{rhs-R}(x) \leftarrow \text{cost}(x)$ ;  $\mathcal{Q}_{RL} \leftarrow x$ ;
7   else
8      $\hat{h}_{rhs-F}(x) \leftarrow \infty$ ;  $\hat{h}_{g-F}(x) \leftarrow \infty$ ;
9      $\hat{h}_{rhs-R}(x) \leftarrow \infty$ ;  $\hat{h}_{g-R}(x) \leftarrow \infty$ ;
10   $\hat{h}_{rhs-F}(x_s) \leftarrow 0$ ;  $\hat{h}_{rhs-R}(x_g \in \mathcal{X}_{goal}) \leftarrow 0$ ;
11   $\mathcal{Q}_F \leftarrow \text{expand}(x_s)$ ;  $\mathcal{Q}_R \leftarrow \text{expand}(x_g \in \mathcal{X}_{goal})$ ;

```

In addition, the lazy search procedures also guarantee that every vertex contained in \mathcal{Q}_F and \mathcal{Q}_R is consistent; otherwise, the lazy search should continue. *lazySearchTerminate()* (Algorithm 2, Line 3) returns true when BiAIT* should stop lazy searching.

The details of *lazySearch()* (Algorithm 2, Line 4) are described in Algorithm 4, which extends the \mathcal{T}_{FL} gradually towards the goal. We extract the best candidate vertex x in the forward vertex queue \mathcal{Q}_{FL} , which has the highest chance to improve the heuristic. If the *rhs*-value of x is less than the *g*-value of x , the *g*-value will be updated, and the vertex x will become locally consistent. Otherwise, the *g*-value will be set to infinity and the *updateState()* (Line 6) will recalculate the *rhs*-value heuristic for x . All vertices potentially affected by the change of x are updated as well as the corresponding order in the priority vertex queue (Line 7 to 8).

Algorithm 4: lazySearch()

```

1  $x \leftarrow \mathcal{Q}_{FL}.\text{popBest}()$ ;
2 if  $\hat{h}_{rhs-F}(x) < \hat{h}_{g-F}(x)$  then
3    $\hat{h}_{g-F}(x) \leftarrow \hat{h}_{rhs-F}(x)$ ;
4 else
5    $\hat{h}_{g-F}(x) \leftarrow \infty$ ;
6   updateState( $x$ );
7 forall  $x_{neighbor} \in \mathcal{X}_n(x)$  do
8   updateState( $x_{neighbor}$ );

```

Algorithm 5 describes the details of *updateState()* (Algorithm 4, Line 6 and 8). If the vertex x is not in the lazy-reverse or reverse tree (Line 1), BiAIT* will update the *rhs*-value and lazy parent of state x (Line 2 to Line 4). The update rule of *rhs*-value follows (3). If vertex x is not locally consistent, the state x will be inserted into \mathcal{Q}_{FL} or the associated element in \mathcal{Q}_{FL} will be updated with the new key of x . Otherwise, we remove it from \mathcal{Q}_{FL} . Algorithm 4 and 5 is a bidirectional version of *ComputeShortestPath()* and *UpdateVertex()* in LPA* [3] in continuous space. If the vertex x is in the lazy-reverse or reverse tree (Line 12), we search the neighbors $x_i \in \mathcal{T}_{FL} \cup \mathcal{T}_F$ of state x . When x is consistent in lazy-reverse search, and x_i is consistent in lazy-forward search, we connect the \mathcal{T}_{FL} and \mathcal{T}_{RL} with a lazy meet edge $\{x_i, x\}$. The lazy meet edges are stored in $\mathcal{Q}_{lazyMeet}$ (Line 15). \mathcal{T}_{FL} and

\mathcal{T}_{RL} will share the heuristic information and update the queues after establishing the connection (Line 16).

Algorithm 5: updateState(x)

```

1 if  $x \neq x_s$  and  $x \notin \mathcal{T}_{RL}$  and  $x \notin \mathcal{T}_R$  then
2    $x_p \leftarrow \arg \min_{x_i \in \mathcal{X}_n(x)} \{\hat{h}_g(x_i) + \hat{c}(x, x_i)\};$ 
3    $\hat{h}_{rhs}(x) \leftarrow \hat{h}_g(x_p) + \hat{c}(x, x_p);$ 
4    $x.lazyParent \leftarrow x_p;$ 
5   if not consistent( $x$ ) then
6     if  $x \notin Q_L$  then
7        $Q_L.insert(x);$ 
8     else if  $x \in Q_L$  then
9        $Q_L.update(x);$ 
10  else
11     $Q_L.erase(x);$ 
12 else if  $x \in \mathcal{T}_{RL}$  or  $x \in \mathcal{T}_R$  then
13   forall  $x_i \in \mathcal{X}_n(x)$  and  $x_i \in \mathcal{T}_{FL} \cup \mathcal{T}_F$  do
14     if consistent( $x$ ) and consistent( $x_i$ ) then
15        $Q_{lazyMeet}.insertOrUpdate(\{x_i, x\});$ 
16       lazyTreesMeet( $\{x_i, x\}$ );
```

lazyTreesMeet() (Algorithm 5, Line 6) propagates the heuristic along with the lazy trees, which is illustrated by Algorithm 6. With a little counterintuitive, the forward search is guided by the lazy-reverse search, and the reverse search is guided by the lazy-forward search. Therefore, Algorithm 6 propagates the $\hat{h}_{g-R}(x)$ in \mathcal{T}_{FL} and $\hat{h}_{g-F}(x)$ in \mathcal{T}_{RL} . BiAIT* also updates affected elements in the forward and reverse edge queues. We connect the \mathcal{T}_{FL} and \mathcal{T}_{RL} greedily without considering whether the new connection is better than the existing connections.

Algorithm 6: lazyTreesMeet($\{x_1, x_2\}$)

```

1 if  $\hat{h}_{g-R}(x_2) + \hat{c}(x_1, x_2) < \hat{h}_{g-R}(x_1)$  and  $x_1 \in \mathcal{T}_{FL}$  then
2   lazyTreesMeet( $x_1.lazyParent, x_1$ );
3   if  $Q_F.contain(\{x_1\})$  then
4      $Q_F.update();$ 
5 if  $\hat{h}_{g-F}(x_1) + \hat{c}(x_2, x_1) < \hat{h}_{g-F}(x_2)$  and  $x_2 \in \mathcal{T}_{RL}$  then
6   lazyTreesMeet( $x_2.lazyParent, x_2$ );
7   if  $Q_R.contain(\{x_2\})$  then
8      $Q_R.update();$ 
```

3) *Forward search and reverse search:* When *forwardSearchMayImprove()* (Algorithm 2, Line 5) returns true, BiAIT* will try to construct the \mathcal{T}_F with the most promising candidate edge. Details of *forwardSearch()* is presented by Algorithm 7. The best candidate edge $\{x_p, x_c\}$ in Q_F is extracted, where x_p and x_c are the parent and the child of the edge. Motion validator will check whether $\{x_p, x_c\}$ collides with \mathcal{X}_{obs} . If the candidate edge can improve current solution (Line 6) and x_c is in \mathcal{T}_R (Line 7), BiAIT* will connect \mathcal{T}_F and \mathcal{T}_R and update the solution cost c_{cur} (Line 8 and Line 9). *updateSolution()* (Line 9) extracts the best edge $\{x_p^{best}, x_c^{best}\}$ in Q_{meet} , and updates c_{cur} . The

solution path is the union of the inverse path of tracing from x_p^{best} to x_s via \mathcal{T}_F and the path tracing from x_c^{best} to x_g via \mathcal{T}_R . If the candidate edge can improve current solution (Line 6) and can improve \mathcal{T}_F (Line 10), \mathcal{T}_F will extend and rewire (Line 12). *updateLazySearch()* (Algorithm 7, Line 15) will update relevant lazy branches when the collision happens. The details of *updateLazySearch()* is presented by Algorithm 8.

Algorithm 7: forwardSearch()

```

1  $\{x_p, x_c\} \leftarrow Q_F.popBest();$ 
2 if  $\{x_p, x_c\} \in \mathcal{T}_F$  then
3    $Q_F \leftarrow \text{expand}(x_c);$ 
4 else if  $g_F(x_p) + \hat{c}(x_p, x_c) < g_F(x_c)$  then
5   if collisionFree( $\{x_p, x_c\}$ ) then
6     if  $g_F(x_p) + c(x_p, x_c) + \hat{h}_{g-R} < c_{cur}$  then
7       if  $x_c \in \mathcal{T}_R$  then
8          $Q_{meet} \leftarrow \{x_p, x_c\};$ 
9         updateSolution();
10        if  $g_F(x_p) + c(x_p, x_c) < g_F(x_c)$  then
11          else
12             $\mathcal{T}_F \leftarrow \{x_p, x_c\};$ 
13             $Q_F \leftarrow \text{expand}(x_c);$ 
14        else if  $\{x_p, x_c\} \in \mathcal{T}_{FL} \cup Q_{lazyMeet} \cup \mathcal{T}_{RL}$  then
15          updateLazySearch( $\{x_p, x_c\}$ );
```

When calling *updateLazySearch()*, *rhs*-value and *g*-value heuristic of x_c are set to infinity (Algorithm 8, Line 1), and the lazy link between x_p and x_c will be broken (Line 2 and 3). If the vertex x_c is a vertex connects \mathcal{T}_{FL} and \mathcal{T}_{RL} , the function *updatePredecessor()* will be called (Line 7). *updatePredecessor()* will check whether the heuristic is propagated from the invalidated branch; if yes, BiAIT* will update the heuristic. But *updatePredecessor()* does not change the structure of \mathcal{T}_{RL} . Therefore, the collision causes less effect on the lazy search in BiAIT* than in AIT*. *updateLazySearch()* executes recursively and propagates the changed heuristic.

Algorithm 8: updateLazySearch($\{x_p, x_c\}$)

```

1  $h_{rhs-F}(x_c) \leftarrow \infty;$   $h_{g-F}(x_c) \leftarrow \infty;$ 
2  $x_p.lazyChildren.remove(x_c);$ 
3  $x_c.lazyParent.clear();$ 
4 if  $x_c \in Q_{lazyMeet}$  then
5   forall  $\{x', x_c\} \in Q_{lazyMeet}.contain(x_c)$  do
6      $Q_{lazyMeet}.remove(\{x', x_c\});$ 
7     updatePredecessor( $\{x', x_c\}$ );
8 forall  $x_i \in x_c.lazyChildren$  do
9   updateLazySearch( $\{x_c, x_i\}$ );
10 updateState( $x_c$ );
```

V. SIMULATIONS

A. Simulation with OMPL

The Open Motion Planning Library (OMPL) [23] includes various well-implemented planning algorithms and a bench-

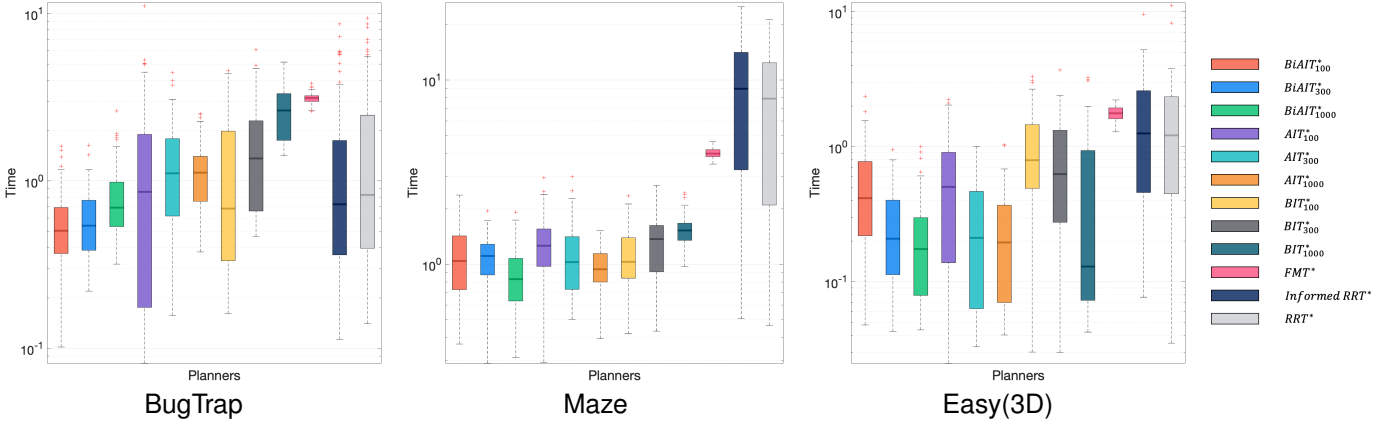


Fig. 3. Computation time consumed by each planner of finding the initial feasible solution in OMPL $SE(2)$ and $SE(3)$ environments, where the central solid lines and cross points are the median values and outliers. The bottom and top edges of the boxes indicate the 25% and 75%, respectively. The whiskers show extreme values except for the outliers. The base-10 logarithmic scale is used on the vertical axis. The collision checking interval is 0.001. All planners are implemented with C++, and simulations are conducted on a laptop with Apple Silicon M1 Pro CPU.

TABLE II
INITIAL SOLUTION QUALITIES OF BiAIT*, AIT*, BIT*, FMT*, INFORMED RRT*, AND RRT*. SUBSCRIPTS SHOW *batchSize* IN BiAIT*, AIT*, AND BIT*

	BiAIT* ₁₀₀	BiAIT* ₃₀₀	BiAIT* ₁₀₀₀	AIT* ₁₀₀	AIT* ₃₀₀	AIT* ₁₀₀₀	BIT* ₁₀₀	BIT* ₃₀₀	BIT* ₁₀₀₀	FMT*	IRRT*	RRT*
BugTrap	133.5	129.9	126.6	127.1	125.4	124.6	127.6	124.9	124.8	126.7	152.4	150.6
Maze	148.8	145.5	145.5	146.0	145.6	145.0	146.5	145.3	145.0	147.2	160.1	167.5
Easy(3D)	230.1	229.8	229.1	230.2	228.9	229.0	229.5	229.5	229.0	233.2	247.7	249.2

mark platform. Therefore, we evaluate BiAIT* with the OMPL benchmark platform and compare it against several planners in OMPL. The comparison includes AIT*, BIT*, FMT*, Informed RRT*, and RRT*. Three OMPL benchmark environments are considered, the 'BugTrap' and 'Maze' environments in $SE(2)$ space as well as 'Easy(3D)' in $SE(3)$ space. The robot in the simulations is a union of several polyhedrons.

In the simulations, we focus on the speed of reporting the initial solution and the quality of the initial solution. *batchSize* is a crucial hyper-parameter for BiAIT*, AIT*, and BIT*. Therefore, we set *batchSize* to different values for comparison; *batchSize* of BiAIT*, AIT*, and BIT* is set to 100, 300, and 1000 in all scenarios.

Fig. 3 uses the box plot to show the computational time of finding the initial solution from 100 independent runs. The simulations in $SE(2)$ and $SE(3)$ environments show that BiAIT* outperforms other methods in the speed of finding the initial solution. *batchSize* can influence the result, and the optimal *batchSize* varies in different scenarios. In addition to the speed of finding the initial feasible solution, the initial solution quality of BiAIT* is also satisfactory. We evaluate the initial solution quality of each planner, and the results are shown in Table II. The initial solution quality of BiAIT* is slightly worse than AIT* and BIT*, but still stays at the same level as AIT* and BIT*, and is much better than FMT*, Informed RRT*, and RRT*. The different performance between BiAIT* and AIT* is caused by the suboptimal heuristic of BiAIT*, and we will discuss it in Section VI.




Fig. 4. The solution of BiAIT* when given 0.3 seconds of planning time. The green block is the obstacle.

B. Simulation on 7-DOF Robotic Arm

We carried on the simulation of solving the robot planning problem for the robotic arm. Franka Emika robot system is a 7-DOF robotic arm and is widely used in robotic research. The planning problem is set as planning a path in joint space ($\mathcal{X} \subset \mathbb{R}^7$) for Franka Emika while avoiding the obstacle in a limited time. In this simulation, we compared BiAIT*, AIT*, and BIT*, and their *batchSize* parameters are set to 300. We use each planner to solve the problem 50 times and compare their success rate and solution quality.

Fig. 4 shows the path planned by BiAIT*. Given 0.3 seconds planning time, BiAIT*, AIT*, and BIT* can solve the planning problem with a 100% success rate. BiAIT* has a median solution cost of 5.77 while the median solution costs of

AIT* and BIT* are 5.84 and 6.32, respectively. If planners are required to solve the problem in 0.1 seconds, success rates of BiAIT*, AIT*, and BIT* are 96%, 92%, and 76%, respectively. And their median solution costs are 6.67, 6.60, and 7.82, respectively. The simulation shows BiAIT* has a higher success rate than AIT* and BIT* in real-time path planning for the robotic arm. Besides, the solution quality of BiAIT* maintains at the same level as AIT*.

VI. ANALYSIS

In this section, we briefly illustrate why BiAIT* consumes less computation than AIT* [9] with an example. We analyze one extreme case which tries to show the maximum difference between BiAIT* and AIT*. Let the planning problem be finding a path in the environment shown in Fig. 5. Two lazy trees (\mathcal{T}_{FL} and \mathcal{T}_{RL}) of BiAIT* simultaneously propagate two wavefronts through the \mathcal{X}_{free} , and the lazy search will suspend when \mathcal{T}_{FL} and \mathcal{T}_{RL} meet each other and the candidate edge in \mathcal{Q}_F and \mathcal{Q}_R can improve the solution. The space explored by \mathcal{T}_{FL} and \mathcal{T}_{RL} of BiAIT* is shown in Fig. 5a. The space that the lazy tree of AIT* needs to explore is shown in Fig. 5b. It can be seen that the lazy search of BiAIT* extends fewer vertices to obtain the initial heuristic than AIT*.

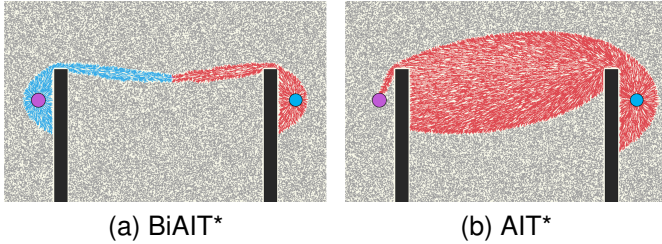


Fig. 5. The space needs to be explored by the lazy search in BiAIT* and AIT*, where obstacles are denoted by black blocks; samples are denoted by grey points; start state and goal region are denoted by violet and blue points, respectively. The lazy-reverse tree is shown in red, and lazy-forward tree is shown in blue.

However, [2] states that no optimal algorithm can explore fewer vertices than A*. Although the bidirectional version of A* [24] explores fewer vertices than A*, its solution is suboptimal. Similarly, the lazy search of BiAIT* explores fewer vertices than AIT* in most scenarios, but the price is the adaptively heuristic of BiAIT* is not optimal under the current topological abstraction of the state space. The heuristic is a kind of approximation and only guides the extending direction to \mathcal{T}_F and \mathcal{T}_R . Therefore, BiAIT* has a suboptimal heuristic but a much faster computational speed than AIT*. Different from A* and its bidirectional version in discrete space, the lazy search in BiAIT* is an asymptotical process and the optimal heuristic could be found in the follow-up processes of the lazy search on current \mathcal{X}_s . In addition, the forward/reverse search of BiAIT* is also asymptotical optimal, and the suboptimal problem will be mitigated and have little influence on the final result.

However, we notice that there are some particular scenarios where the lazy search of AIT* could extend fewer vertices than BiAIT*. Another point that makes BiAIT* outperforms AIT* is *updateLazySearching()* (Algorithm 1, Line 7 and

Algorithm 7, Line 15). *updateLazySearching()* of AIT* and BiAIT* will update and invalidate the affected lazy branch when the collision happens. *updateLazySearching()* in AIT* needs to invalidate the subtree \mathcal{T}_{inv} rooted at the vertex x_c where $x_c \in \{x_p, x_c\}$ and $\exists x \in \{x_p, x_c\}$, $x \in \mathcal{X}_{obs}$. In AIT*, \mathcal{T}_{inv} usually covers the whole extended space from x_c to the goal region \mathcal{X}_g . By comparison, in BiAIT*, \mathcal{T}_{inv} covers the space from x_c to its descendants $x_d \in \mathcal{Q}_{lazyMeet}$, which makes \mathcal{T}_{inv} smaller than the one in AIT*. Apart from invalidating \mathcal{T}_{inv} , BiAIT* needs to propagate the change to start and goal states (Algorithm 8, Line 7). When BiAIT* propagates the change in \mathcal{T}_{RL} , the structure of \mathcal{T}_{RL} is maintained and results in less computation consumption when the collision happens.

VII. MODIFICATIONS

We briefly discuss two modifications in this section, which are applicable to both AIT* and BiAIT*. These two modifications can help to improve the planner to achieve less computational consumption.

A. Variational Batch Size

Both AIT* and BiAIT* use a constant batch size to update the heuristic. However, we find the sampling and the following lazy search provide almost no better heuristic when the batch number approaches ∞ . Let n donate the batch number. The topological abstraction ability of n batches of samples almost equals to $n+1$ batches of samples ($n \rightarrow \infty$). In addition, it is not easy to determine an optimal *batchSize* for different planning problems. AIT* and BiAIT* use a constant *batchSize* as the planning problem changes. Therefore, we propose to let *batchSize* increase exponentially instead of using a constant *batchSize*. The n -th batch size is $init * (1 + \alpha)^n$, where the *init* is the batch size of the first batch of samples, which is

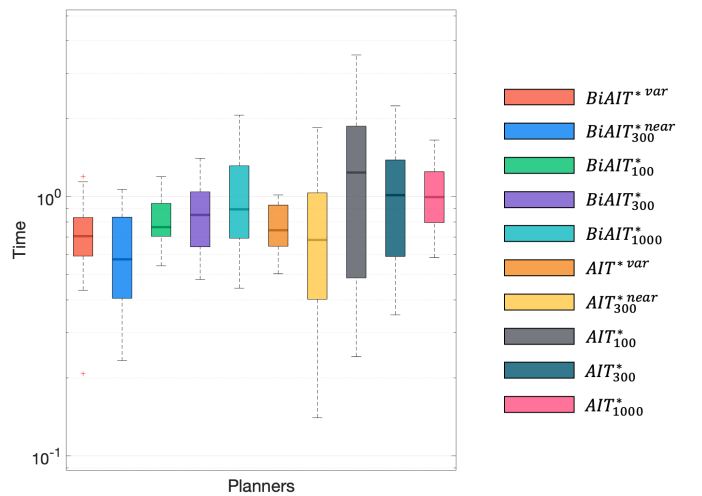


Fig. 6. Comparison of the two modifications against BiAIT* and AIT* (100 runs). The path planning problem is finding a path within 5% tolerance of the optimal path in OMPL 'BugTrap' SE(2) environment. *BiAIT*^{var}* and *AIT*^{var}* use a variational batch size with *init* = 10 and $\alpha = 1.5$. The *BiAIT*^{near}₃₀₀* and *AIT*^{near}₃₀₀* samples near the current optimal path with *batchSize* = 300 and *p_{near}* = 0.5.

a relatively small number. We verified this idea and tested its performance in a simulation environment. The simulation result is shown in Fig. 6.

B. Nonuniform Sampling


The informed sampling method acquires a compact sampling region while almost does not increase the computational burden. But the informed sampling region is not compact enough, especially when the theoretical minimum cost is small and the current optimal solution cost is large. Sampling near the current optimal path can help find the optimal homotopy solution faster and result in a more compact sampling region. We propose to sample near the current optimal path with a probability $p_{near} \in [0, 1)$, and sample uniformly in the informed region with probability $1 - p_{near}$. Since we keep sampling in the informed region with probability $1 - p_{near} > 0$, the probabilistic completeness and global asymmetrical optimality are preserved. However, we have to admit that the nonuniform sampling will reduce the chance of finding the non-homotopy optimal solution. The simulation result is shown in Fig. 6. The result also shows BiAIT* performs better in the convergence speed than AIT*.

VIII. CONCLUSIONS

We develop BiAIT*, which extends the adaptively heuristic searching from the asymmetric bidirectional method to the symmetrical bidirectional method. BiAIT* constructs lazy-forward and lazy-reverse trees to acquire the problem-specific adaptively heuristic. Lazy trees will share the heuristic information when they meet each other. Once forward search or reverse search may improve current \mathcal{T}_F or \mathcal{T}_R or the current solution, BiAIT* will try to construct \mathcal{T}_F or \mathcal{T}_R . Forward search and reverse search will inform \mathcal{T}_{FL} or \mathcal{T}_{RL} and update the heuristic when the collision happens. Simulations in $SE(2)$ and $SE(3)$ spaces show that BiAIT* can find the initial solution with satisfactory quality within a shorter time. In addition, we verify BiAIT* with Franka Emika, solving a planning problem in $\mathcal{X} \subset \mathbb{R}^7$. However, the initial solution quality of BiAIT* is slightly worse than the AIT*, which is caused by the suboptimal heuristic. We analyze the reason for the suboptimal heuristic with an example and discuss why BiAIT* can solve the problem faster than AIT*. Additionally, we propose two simple modifications which are applicable to both AIT* and BiAIT*. These two modifications improve the performance of AIT* and BiAIT* in the simulation.

REFERENCES

- [1] E. W. Dijkstra *et al.*, “A note on two problems in connexion with graphs,” *Numerische mathematik*, vol. 1, no. 1, pp. 269–271, 1959.
- [2] P. E. Hart, N. J. Nilsson, and B. Raphael, “A formal basis for the heuristic determination of minimum cost paths,” *IEEE transactions on Systems Science and Cybernetics*, vol. 4, no. 2, pp. 100–107, 1968.
- [3] S. Koenig, M. Likhachev, and D. Furcy, “Lifelong planning A*,” *Artificial Intelligence*, vol. 155, no. 1–2, pp. 93–146, 2004.
- [4] S. M. LaValle *et al.*, “Rapidly-exploring random trees: A new tool for path planning,” 1998.
- [5] S. Karaman and E. Frazzoli, “Incremental sampling-based algorithms for optimal motion planning,” *Robotics Science and Systems VI*, vol. 104, no. 2, 2010.
- [6] J. D. Gammell, S. S. Srinivasa, and T. D. Barfoot, “Batch informed trees (BIT*): Sampling-based optimal planning via the heuristically guided search of implicit random geometric graphs,” in *2015 IEEE international conference on robotics and automation (ICRA)*. IEEE, 2015, pp. 3067–3074.
- [7] J. D. Gammell, T. D. Barfoot, and S. S. Srinivasa, “Batch informed trees (BIT*): Informed asymptotically optimal anytime search,” *The International Journal of Robotics Research*, vol. 39, no. 5, pp. 543–567, 2020.
- [8] M. P. Strub and J. D. Gammell, “Adaptively informed trees (AIT*): Fast asymptotically optimal path planning through adaptive heuristics,” in *2020 IEEE International Conference on Robotics and Automation (ICRA)*. IEEE, 2020, pp. 3191–3198.
- [9] Strub, Marlin P and Gammell, Jonathan D, “AIT* and EIT*: Asymmetric bidirectional sampling-based path planning,” *arXiv preprint arXiv:2111.01877*, 2021.
- [10] S. Karaman and E. Frazzoli, “Sampling-based algorithms for optimal motion planning,” *The international journal of robotics research*, vol. 30, no. 7, pp. 846–894, 2011.
- [11] O. Arslan and P. Tsotras, “Use of relaxation methods in sampling-based algorithms for optimal motion planning,” in *2013 IEEE International Conference on Robotics and Automation*. IEEE, 2013, pp. 2421–2428.
- [12] J. D. Gammell, S. S. Srinivasa, and T. D. Barfoot, “Informed RRT*: Optimal sampling-based path planning focused via direct sampling of an admissible ellipsoidal heuristic,” in *2014 IEEE/RSJ International Conference on Intelligent Robots and Systems*. IEEE, 2014, pp. 2997–3004.
- [13] J. D. Gammell, T. D. Barfoot, and S. S. Srinivasa, “Informed sampling for asymptotically optimal path planning,” *IEEE Transactions on Robotics*, vol. 34, no. 4, pp. 966–984, 2018.
- [14] J. Wang, W. Chi, C. Li, C. Wang, and M. Q.-H. Meng, “Neural RRT*: Learning-based optimal path planning,” *IEEE Transactions on Automation Science and Engineering*, vol. 17, no. 4, pp. 1748–1758, 2020.
- [15] L. Janson, E. Schmerling, A. Clark, and M. Pavone, “Fast marching tree: A fast marching sampling-based method for optimal motion planning in many dimensions,” *The International journal of robotics research*, vol. 34, no. 7, pp. 883–921, 2015.
- [16] S. Choudhury, J. D. Gammell, T. D. Barfoot, S. S. Srinivasa, and S. Scherer, “Regionally accelerated batch informed trees (rabit*): A framework to integrate local information into optimal path planning,” in *2016 IEEE International Conference on Robotics and Automation (ICRA)*. IEEE, 2016, pp. 4207–4214.
- [17] J. J. Kuffner and S. M. LaValle, “RRT-connect: An efficient approach to single-query path planning,” in *Proceedings 2000 ICRA. Millennium Conference. IEEE International Conference on Robotics and Automation. Symposia Proceedings (Cat. No. 00CH37065)*, vol. 2. IEEE, 2000, pp. 995–1001.
- [18] S. Klemm, J. Oberländer, A. Hermann, A. Roennau, T. Schamm, J. M. Zollner, and R. Dillmann, “RRT*-connect: Faster, asymptotically optimal motion planning,” in *2015 IEEE international conference on robotics and biomimetics (ROBIO)*. IEEE, 2015, pp. 1670–1677.
- [19] R. Mashayekhi, M. Y. I. Idris, M. H. Anisi, I. Ahmedy, and I. Ali, “Informed RRT*-connect: An asymptotically optimal single-query path planning method,” *IEEE Access*, vol. 8, pp. 19 842–19 852, 2020.
- [20] H. Ma, F. Meng, C. Ye, J. Wang, and M. Q.-H. Meng, “Bi-risk-rrt based efficient motion planning for mobile robots,” *IEEE Transactions on Intelligent Vehicles*, 2022.
- [21] J. Rios-Martinez, A. Spalanzani, and C. Laugier, “Understanding human interaction for probabilistic autonomous navigation using risk-rrt approach,” in *2011 IEEE/RSJ International Conference on Intelligent Robots and Systems*. IEEE, 2011, pp. 2014–2019.
- [22] J. Starek, E. Schmerling, L. Janson, and M. Pavone, “Bidirectional fast marching trees: An optimal sampling-based algorithm for bidirectional motion planning,” in *Workshop on Algorithmic Foundations of Robotics*, 2014.
- [23] I. A. Sucan, M. Moll, and L. E. Kavraki, “The open motion planning library,” *IEEE Robotics & Automation Magazine*, vol. 19, no. 4, pp. 72–82, 2012.
- [24] G. Nannicini, D. Delling, L. Liberti, and D. Schultes, “Bidirectional a* search for time-dependent fast paths,” in *International Workshop on Experimental and Efficient Algorithms*. Springer, 2008, pp. 334–346.



Chenming Li received the B.E. degree in petroleum engineering from the China University of Petroleum, Qingdao, China, in 2017, and the M.Sc. degree in electronic engineering from The Chinese University of Hong Kong, Hong Kong SAR, China, in 2018. He is currently pursuing the Ph.D. degree with the Department of Electronic Engineering, The Chinese University of Hong Kong. His current research interest is robot planning algorithms.



Han Ma received the B.E. degree in measurement, control technology and instrument from the Department of Precision Instrument of Tsinghua University, Beijing, China, in 2019. He is now working towards the Ph.D. degree in the Department of Electronic Engineering of The Chinese University of Hong Kong, Hong Kong SAR, China. His research interests include path planning, deep learning.



Peng Xu received the B.E. degree in measurement, control technology and instrument from the Department of Precision Instrument of Tsinghua University, Beijing, China, in 2018. He is now working towards the Ph.D. degree in the Department of Electronic Engineering of The Chinese University of Hong Kong, Hong Kong SAR, China. His research interests include Robotics, Deep Learning.



Jiankun Wang (Member, IEEE) received the B.E. degree in automation from Shandong University, Jinan, China, in 2015, and the Ph.D. degree from the Department of Electronic Engineering, The Chinese University of Hong Kong, Hong Kong, in 2019.

During his Ph.D. degree, he spent six months at Stanford University, Stanford, CA, USA, as a Visiting Student Scholar, supervised by Prof. Oussama Khatib. He is currently a Research Assistant Professor with the Department of Electronic and Electrical Engineering, Southern University of Science and Technology, Shenzhen, China. His current research interests include motion planning and control, human-robot interaction, and machine learning in robotics.



Max Q.-H. Meng (Fellow, IEEE) received his Ph.D. degree in Electrical and Computer Engineering from the University of Victoria, Canada, in 1992. He is currently a Chair Professor and the Head of the Department of Electronic and Electrical Engineering at the Southern University of Science and Technology in Shenzhen, China, on leave from the Department of Electronic Engineering at the Chinese University of Hong Kong. He joined the Chinese University of Hong Kong in 2001 as a Professor and later the Chairman of Department of Electronic Engineering.

He was with the Department of Electrical and Computer Engineering at the University of Alberta in Canada, where he served as the Director of the ART (Advanced Robotics and Teleoperation) Lab and held the positions of Assistant Professor (1994), Associate Professor (1998), and Professor (2000), respectively. He is an Honorary Chair Professor at Harbin Institute of Technology and Zhejiang University, and also the Honorary Dean of the School of Control Science and Engineering at Shandong University, in China.

His research interests include medical and service robotics, robotics perception and intelligence. He has published more than 750 journal and conference papers and book chapters and led more than 60 funded research projects to completion as Principal Investigator.

Prof. Meng has been serving as the Editor-in-Chief and editorial board of a number of international journals, including the Editor-in-Chief of the Elsevier Journal of Biomimetic Intelligence and Robotics, and as the General Chair or Program Chair of many international conferences, including the General Chair of IROS 2005 and ICRA 2021, respectively. He served as an Associate VP for Conferences of the IEEE Robotics and Automation Society (2004-2007), Co-Chair of the Fellow Evaluation Committee and an elected member of the AdCom of IEEE RAS for two terms. He is a recipient of the IEEE Millennium Medal, a Fellow of IEEE, a Fellow of Hong Kong Institution of Engineers, and an Academician of the Canadian Academy of Engineering.