

Generating Literal and Implied Subquestions to Fact-check Complex Claims

Jifan Chen Aniruddh Sriram Eunsol Choi Greg Durrett

Department of Computer Science
The University of Texas at Austin
jfchen@cs.utexas.edu

Abstract

Verifying complex political claims is a challenging task, especially when politicians use various tactics to subtly misrepresent the facts. Automatic fact-checking systems fall short here, and their predictions like “half-true” are not very useful in isolation, since we have no idea which parts of the claim are true and which are not. In this work, we focus on decomposing a complex claim into a comprehensive set of yes-no subquestions whose answers influence the veracity of the claim. We present CLAIMDECOMP, a dataset of decompositions for over 1000 claims. Given a claim and its verification paragraph written by fact-checkers, our trained annotators write subquestions covering both explicit propositions of the original claim and its implicit facets, such as asking about additional political context that changes our view of the claim’s veracity. We study whether state-of-the-art models can generate such subquestions, showing that these models generate reasonable questions to ask, but predicting the comprehensive set of subquestions from the original claim without evidence remains challenging. We further show that these subquestions can help identify relevant evidence to fact-check the full claim and derive the veracity through their answers, suggesting that they can be useful pieces of a fact-checking pipeline.¹

1 Introduction

Despite a flurry of recent research on automated fact-checking (Wang, 2017; Rashkin et al., 2017; Volkova et al., 2017; Ferreira and Vlachos; Popat et al., 2017; Tschitschek et al., 2018), we remain far from building reliable fact-checking systems (Nakov et al., 2021). This challenge has led to attempts to build more explainable models so the explanations can at least help a user interpret the

¹We release our code and dataset: <https://www.cs.utexas.edu/~jfchen/claim-decomp/index.html>

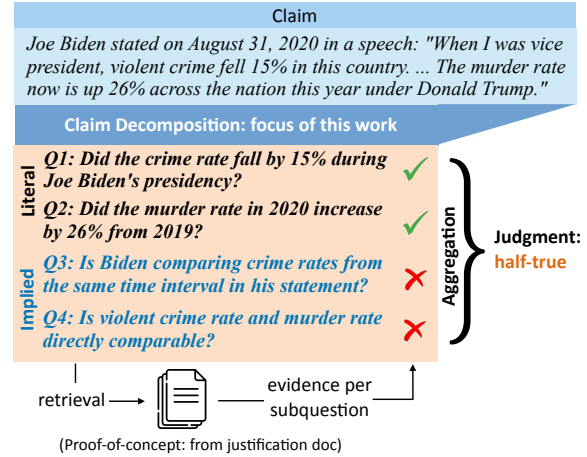


Figure 1: An example claim decomposition: the top two subquestions follow explicitly from the claim and the bottom two represent implicit reasoning needed to verify the claim. We can use the decomposed questions to retrieve relevant evidence (Section 6), and aggregate the decisions of the sub-questions to derive the final veracity of the claim (Section 5.3).

results (Atanasova et al., 2020). However, purely extractive explanations in this vein don’t help users interpret a model’s reasoning (Atanasova et al., 2020). An ideal explanation should do what a human-written fact-check does: dissect different parts of the claim and evaluate their veracity.

We take a step towards explainable fact-checking with a new approach and accompanying dataset, CLAIMDECOMP, of decomposed claims from PoliFact. Annotators are presented with a claim *and* the justification paragraph written by expert fact-checkers, and provide a set of yes-no subquestions that give rise to the justification. These subquestions involve checking both the explicit and implicit aspects of the claim like those in Figure 1.

Such a decomposition can play an important role in an interpretable fact verification system. First, by nature of the annotation process, the questions provide a comprehensive explanation to how the decision is made: in the example figure, although

Claim: A Facebook post stated on January 31, 2021: “Nancy Pelosi bought \$1.25 million in Tesla stock the day before Joe Biden signed an order “for all federal vehicles” to be electric.”

Justification: An image shared on Facebook claims that Nancy Pelosi bought \$1.25 million in Tesla stock the day before Biden signed an order for all federal vehicles to be electric, implying that she sought to profit from inside information about new government policies. The House speaker did report transactions involving Tesla stock, but the post misrepresented the purchases and Biden’s policies to create the false impression that the transactions represented improper insider trading in Tesla shares. The statement contains an element of truth, but ignoring critical facts would give a different impression.

Annotation:	Question	Answer	Question Source	
	Were the stock purchases improper insider trading?	No	Claim○	Justification●
	Does the executive order Biden signed require all federal vehicles to be electric?	Unknown	Claim●	Justification○
	Did Nancy Pelosi buy 1.25 million Tesla stock the day before Joe Biden signed an order about electric vehicles?	Unknown	Claim●	Justification○

Figure 2: An example of our annotation process. The annotators are instructed to write a set of subquestions, give binary answers to them, and attribute them to a source. If the answer cannot be decided from the justification paragraph, “Unknown” is also an option. The question is either based on the claim or justification, and the annotators also select the relevant parts (color-coded in the figure) on which the question is based.

the numbers mentioned by Biden are correct, they are from different time intervals and not directly comparable, which yields the final judgment of the claim as “half-true”. We can estimate the veracity of a claim using the decisions of the subquestions (Section 5.3), a key difference from prior work (Fan et al., 2020). Second, we show that decomposed subquestions allow us to retrieve more relevant paragraphs from the verification document than using the claim alone (Section 6), since some of the subquestions tackle implicit aspects of a claim. We do not build a full pipeline for fact verification in this paper, as there are other significant challenges, including information which is not stated anywhere online or which needs to be parsed out of statistical tables (Singh et al., 2021). Instead, our focus is to show how these decomposed questions can fit into building a full pipeline through the proof-of-concept experiments in the rest of this paper.

Equipped with this dataset, we train a model to generate decompositions of these claims. We experiment with several pre-trained sequence-to-sequence approaches based on T5 (Raffel et al., 2020), generating either a sequence of questions or a single question using nucleus sampling (Holtzman et al., 2020) over multiple rounds to achieve diversity. Our model recovers a large portion of the subquestions that address the explicit meaning of a claim and some useful implicit subquestions.

Our contributions are as follows: (1) We present a dataset of decomposed 1200 PolitiFact claims, CLAIMDECOMP. (2) We show that the yes-no questions generated from the justification can contribute to the judgment of the veracity of the whole

claim. (3) By training a seq2seq model on the annotations, we can recover 58% of the questions, which indicates the proposed decomposition framework is a promising direction towards the goal of verifying the full claim. (4) We show that the decomposed questions are much better at retrieving relevant evidence than the original claim.

2 Background and Task

Facing the complexities of real-world political claims, simply giving a final veracity to the claim often fails to be persuasive (Guo et al., 2022). To make the veracities of the automatic fact-checking systems justifiable, most of the previous work focused on generating *justifications* for models’ decisions. Popat et al. (2018); Shu et al. (2019); Lu and Li (2020) used attention weights of the models to highlight the most relevant parts of the evidence. However, not only the attention weights unreliable (Jain and Wallace, 2019) but the implicit parts of the claim are ignored. Ahmadi et al. (2019); Gad-Elrab et al. (2019) used logic-based systems to generate justifications, yet the systems are often based on existing knowledge graphs and are hard to adapt to complex real-world claims. Atanasova et al. (2020) treated the justification generation as a summarization problem in which they generate a justification paragraph according to some relevant evidence. Still, it is hard to know which parts of the claim are true and which are not from the generated paragraph, and how the generated paragraph relates to the veracity.

What is missing in the literature is a better intermediate representation of the claim: as the claim

becomes more complex, explaining the decision for the whole claim becomes much more difficult. Therefore, we focus on decomposing the claim to explain the fact-checking process. By decomposing the claim into a set of **comprehensive** and **concise** yes-no subquestions, we can aggregate the results of the subquestions into an inherently explainable decision. Since the decisions to the subquestions are explicit, it is easier for one to spot the discrepancies between the final veracity and the intermediate decisions.

Claims and Justifications In the data we use from PolitiFact, each **claim** is paired with a **justification paragraph** (see Figure 2) which contains the most important factors on which the veracity made by the fact-checkers is based. Understanding *what questions are answered in this paragraph* will be the core task our annotators will undertake to create our dataset. However, we frame the claim decomposition task (in the next section) without regard to this justification document, as it is not available at test time.

2.1 Claim Decomposition Task

We define the task of complex claim decomposition. Given a claim c and the context o of the claim (speaker, date, venue of the claim), the goal is to generate a set of n yes-no subquestions $\mathbf{q} = \{q_1, q_2, \dots, q_n\}$. The set of subquestions should have the following properties:

- **Comprehensiveness:** The questions should cover as many aspects of the claim as possible: the questions should be sufficient for someone to judge the veracity of the claim (Section 3).
- **Conciseness:** The question set should be as minimal as is practical and not contain repeated questions asking about minor, correlated variants seeking the same information (Section 3).

Each subquestion should have the following properties:

- **Relevance:** The answer to subquestion should help a reader determine the veracity of the claim. Knowing an answer to a subquestion should change the reader’s belief about the veracity of the original claim (Section 5.3).
- **Fluency / Clarity:** Each subquestion should be clear, fluent, and grammatically correct (Section 3).

We do not require subquestions to stand alone; they are instead interpreted with respect to the claim and its context. A claim is anchored both in a spatiotemporal context as well as possibly in the context of a discourse around a particular piece of legislation. Adding all of these factors to each subquestion would be cumbersome and difficult as they are not always made explicit in the claim.

Automatic Decomposition Evaluation Metric

We constrain the model to generate the target number of subquestions k , which matches the number of subquestions in the reference set, guaranteeing a concise set of subquestions.

Thus, we focus on measuring the other properties with reference-based evaluation. Specifically, given an annotated set of subquestions and an automatically predicted set of subquestions, we assess **recall**: how many subquestions in the reference set are covered by the generated question set? A subquestion in the reference set is considered as being recalled if it is **semantically equivalent** to one of the generated subquestions by models. For example, the following two subquestions are considered semantically equivalent: “*Is voting in person more secure than voting by mail?*” and “*Is there a greater risk of voting fraud with mail-in ballots?*”. We use manual evaluation, as our experiments with automatic evaluation metrics did not yield reliable results (details in Appendix E).

3 Dataset Collection

Claim / Verification Document Collection We collect political claims and corresponding verification articles from PolitiFact.² The claims are mainly about the U.S. political affairs collected from speeches, news stories, press releases, social medias, etc. Each claim is classified as one of six labels: *pants on fire* (most false), *false*, *barely true*, *half-true*, *mostly true*, and *true*. We collect the claims from top 50 web pages of for each label, resulting in a total of 6,859 claims.

To focus on complex claims, we filter claims with 3 or fewer verbs. We also filter out claims that do not have an associated justification paragraph which summarizes how and why the fact-checkers assign the final veracity judgment. After the filtering, we get a subset consisting 1,494 complex claims. Its label distribution is as follows: *pants on fire*: 9.1%, *false*: 11.5%, *barely true*: 22.9%,

²<https://www.politifact.com/>

Split	# unique claims	# tokens per claim	avg. # subquestions in single annotation	Answer %			Source %	
				Yes	No	Unknown	Justification	Claim
Train	800	33.4	2.7	48.9	45.3	5.8	83.6	16.4
Validation	200	33.8	2.7	48.3	44.8	6.9	79.0	21.0
Validation-sub	50	33.7	2.9	45.2	47.8	7.0	90.4	9.6
Test	200	33.2	2.7	45.8	43.1	11.1	92.1	7.9

Table 1: Statistics of the CLAIMDECOMP dataset. Each claim is annotated by two annotators, yielding a total of 6,555 subquestions. The second column blocks (Answer % and Source %) reports the statistics at the subquestion level, with the Source % denotes the percentage of subquestions based on the text from the justification or the claim.

	ALL QS	MORE QS	FEWER QS
% of unmatched Qs	18.4	26.1	8.5

Table 2: Inter-annotator agreement assessed by the percentage of questions for which the semantics cannot be matched to the other annotator’s set. Here, we name the question set containing more questions as MORE QS and the other one as LESS QS. ALL QS is the average of MORE QS and LESS QS.

half-true: 24.0%, *mostly true*: 18.9%, *true*: 13.6%.

Decomposition Annotation Process Given a claim paired with the justification written by the professional fact-checker on PolitiFact, we ask our annotators to reverse engineer the fact-checking process: generate yes-no questions which are answered in the justification. As shown in Figure 2, for each question, the annotators also (1) give the answer; (2) select the relevant text in the justification or claim that is used for the generation (if any). The annotators are instructed to cover as many of the assertions made in the claim as possible without being overly specific in their questions.

This process gives rise to both **literal questions**, which follow directly from the claim, and **implied questions**, which are not necessarily as easy to predict from the claim itself. These are not attributes labeled by the annotators, but instead labels the authors assign post-hoc (described in Section 5).

Tracing the thought process of professional fact-checkers requires careful reading. Thus, instead of using crowdsourcing platforms with limited quality control, we recruit 8 workers with experience in literature or politics from the freelancing platform Upwork.³ We pay the annotators \$1.75 per claim, which translates to around \$30/hour.⁴ Each

annotator labeled an initial batch of articles and we provided feedback on their annotation. We communicated with annotators during the process. Appendix A includes details about the hiring process, workflow, as well as instructions and the UI.

Dataset statistics and inter-annotator agreement Table 1 shows the basic statistics of the collected dataset. We collect two sets of annotations per claim to improve subquestion coverage. We collect a total of 6,555 subquestions for 1,200 claims. Most of the questions arise from the justification and most of the questions can be answered by the justification. In addition, we randomly sample 50 claims from the validation set for our human evaluation in the rest of this paper. We name this set **Validation-sub**.

Comparing sets of subquestions from different annotators is a nontrivial process: two annotators may choose both different phrasings of individual questions and even different decompositions of the same claim that end up targeting the same pieces of information via different questions. Thus, we manually compare two sets of annotations to judge inter-annotator agreement: given two sets of subquestions on the same claim, the task is to identify questions for which the semantics are not expressed by the other question *set*. If no questions are selected, it means that the two annotators show strong agreement on what should be captured in subquestions (even if their question phrasing and breakdown are different).

We randomly sample 50 claims from our dataset and three of the authors conduct the annotation. The annotations agree with a Fleiss’ kappa (Fleiss, 1971) value of 0.52. Two examples of the annotations are shown in Appendix D. The results are shown in Table 2. On average, the semantics of 18.4% questions are not expressed by the other set.

\$18 and \$50 per hour.

³<https://www.upwork.com/>

⁴We asked the workers to report their speeds at the end of the task and found their actual hourly rates ranged between

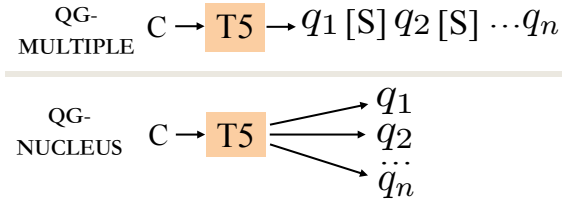


Figure 3: Illustration of our two question generators. QG-MULTIPLE generates all questions as a sequence while QG-NUCLEUS generates one question at a time through multiple samples.

Model	R-all	R-literal	R-implied
QG-MULTIPLE	0.58	0.74	0.18
QG-NUCLEUS	0.43	0.59	0.11
QG-MULTIPLE-JUSTIFY	0.81	0.95	0.50
QG-NUCLEUS-JUSTIFY	0.52	0.72	0.18

Table 3: Human evaluation results on the Validation-sub set. Here, “R-all” denotes the recall for all questions; “R-literal” denotes the recall for the literal questions and “R-implied” denotes the recall for the implied questions.

This demonstrates the **comprehensiveness** of our set of questions: only a small fraction is not captured by the other set, indicating that independent annotators are not easily coming up with distinct sets of questions. Because most questions are covered in the other set, we view the agreement as high. A simple heuristic to improve comprehensiveness further is to prefer the annotator who annotated more questions. If we consider the fraction of unmatched questions in the FEWER QS, we see this drops to 8.5%, indicating that the larger set of questions is quite comprehensive.⁵

Through this process, we also found that there are no repetitive questions and few grammatical errors in the annotations. The annotated questions are concise, fluent, and clear.

4 Automatic Claim Decomposition

We study how well current seq2seq models can automate the decomposition process, generating a subquestion set q from the input claim c , the context o and the target number of subquestions k . In this work, we explore two methods.

Models We fine-tune a T5-3B (Raffel et al., 2020) model to automate the question generation

⁵Merging two annotations results in many duplicate questions and deduplicating these without another round of adjudication is cognitively intensive. We opted not to do this due to the effectiveness of simply taking the larger set of questions.

process under two settings: QG-MULTIPLE and QG-NUCLEUS as demonstrated in Figure 3. Both generation methods generate the same number of subquestions, equal to the number of subquestions generated by an annotator.

QG-MULTIPLE We learn a model $P(q | c, o)$ to place a distribution over sets of subquestions given the claim and output. The output is structured as a concatenation of all annotated questions separated by a separator. At inference, we use beam search with beam size set to 5. To have better control of the generation during evaluation, we prepend the number of questions to generate at the start of the claim in the input.

QG-NUCLEUS We learn a model $P(q | c, o)$ to place a distribution over single subquestions given the claim and output. We expect this model to place a flatter distribution over possibilities, assigning many possible questions high weight. For training, each annotated subquestion is paired with the claim to form a *distinct* input-output pair during training. At inference, we use nucleus sampling (Holtzman et al., 2019) in which p is set to 0.95 together with top- k sampling (Fan et al., 2018) in which k is set to 50 to generate questions. We filter out the duplicates (exact string match) in the sampled questions set. See Appendix F for training details.

We also train the two question generators described above in an oracle setting in which we append the justification paragraph to the claim to get a better understanding of how well the question generator does with only the claim. We denote the two oracle models as QG-MULTIPLE-VERIFY and QG-NUCLEUS-VERIFY respectively.

Evaluation Setting All models are trained on the training portion of our dataset, containing 800 claims and their subquestions. We evaluate generation model on the Validation-sub set which contains 50 claims. One of the authors manually evaluated the recall of each annotated subquestion in the generated subquestion set.

Results The results are shown in Table 3. We observe that **most of the literal questions can be generated while only a few of the implied questions can be recovered**. Generating multiple questions as a single sequence (QG-MULTIPLE) is more effective than sampling multiple questions (QG-NUCLEUS). We see that more than 70% of the literal questions and 18% of the implied questions

question type	# questions	R1-P	R2-P	RL-P
Literal	2.15	0.56	0.30	0.47
Implied	1.02	0.28	0.09	0.22

Table 4: Number of questions of each type per claim and lexical overlap between these and the claim measured by ROUGE-1, ROUGE-2, and ROUGE-L precision (how many n -grams in the question are also in the claim).

can be generated by the best QG-MULTIPLE model. By examining the generated implied questions, we find that most of them belong to the **domain knowledge** category in Section 5. A T5 model captures this domain knowledge to some extent, but there is still much room for improvement.

Some questions could be better generated if related evidence were retrieved first, especially for questions of the **context** category (Section 5). The QG-MULTIPLE-JUSTIFY model can recover most of the literal questions and half of the implied questions. Although this is an oracle setting, it shows that when given proper information about the claim, the T5 model could achieve much better performance. The question left here is how we retrieve such information. We have more discussion about this retrieval problem in Section 7.

Qualitative Analysis While our annotated subquestion sets cover most relevant aspects of the claim, we find some generated claims are good subquestions that are missing in our annotated set, though less important. For example, for our introduction example shown in Figure 1, the QG-NUCLEUS model generates one question “*Is Trump responsible for the increased murder rate?*” See Appendix G for more examples of generated questions. Using the question generation model in collaboration with humans might be a promising direction for more comprehensive claim decomposition.

5 Analyzing Claim Decomposition Annotations

In this section, we study the characteristics of the annotated questions. We aim to answer: (1) How many of the questions address implicit facets of the claim, and what are the characteristics of these? (2) How do our questions differ from previous work on question generation for fact checking (Fan et al., 2020)? (3) Can we aggregate subquestion judgments for the final claim judgment?

5.1 Subquestion Type Analysis

We use 100 claims in the development set and manually categorize their subquestions into two disjoint sets: *literal* and *implied*, where *literal* questions can be derived from the surface information of the claim and *implied* questions are those that need extra knowledge in order to pose.

Table 4 shows basic statistics about these sets, including the average number of subquestions for each claim and lexical overlap between subquestions and the base claims, evaluated with ROUGE precision, as one subquestion can be a subsequence of the original claim. On average, each claim contains one implied question which represents the deeper meaning of the claim. These implied questions overlap less with the claim.

We further manually categorize the implied questions into the following four categories, reflecting what kind of knowledge is needed to pose them (examples in Figure 4). Two authors conduct the analysis over 50 examples and the annotations agree with a Cohen’s Kappa (Cohen, 1960) score of 0.74.

Domain knowledge The subquestion seeks domain-specific knowledge, for example asking about further steps of a legal or political process.

Context The subquestion involves knowing that broader context is relevant, such as whether something is broadly common or the background of the claim (political affiliation of the politician, history of the events stated in the claim, etc).

Implicit meaning The subquestion involves unpacking the implicit meaning of the claim, specifically anchored to what the speaker’s intent was.

Statistical rigor The subquestion involves checking over-claimed or over-generalized statistics (e.g., the highest raw count is not the highest per capita).

Most of the implied subquestions require either domain knowledge or context about the claim, reflecting the challenges behind automatically generating such questions.

5.2 Comparison to QABriefs

Our work is closely related to the QABriefs dataset (Fan et al., 2020), where they also ask annotators to write questions to reconstruct the process taken by professional fact-checkers provided the claim and its verification document.

Domain knowledge (38.8%)	<p>Claim: Charles Payne stated on June 17, 2019 in a TV appearance: “When President Obama was elected, the market crashed ... Trump was up 9%, President Obama was down 14.8% and President Bush was down almost 4%. There is an instant reaction on Wall Street.”</p> <p>Question: Did Obama cause the stock market crash when he was elected?</p> <p>Domain knowledge of whether the stock market is correlated with the election.</p>
Context (37.6%)	<p>Claim: Donald Trump stated on April 7, 2020 in a press briefing: With voting by mail, “you get thousands and thousands of people sitting in somebody’s living room, signing ballots all over the place.”</p> <p>Question: Is there a greater risk of voting fraud with mail-in ballots?</p> <p>Need to know the background that the claim is about the potential risks of mail-in ballots.</p>
Implicit meaning (16.5%)	<p>Claim: Nancy Pelosi bought \$1.25 million in Tesla stock the day before Joe Biden signed an order “for all federal vehicles” to be electric.</p> <p>Question: Were the stock purchases improper insider trading?</p> <p>The intent of the claim is that this purchase is insider trading.</p>
Statistical rigor (7.1%)	<p>Claim: Melissa Agard stated on September 2, 2021 in News release: “No other country on the planet witnesses the number of gun deaths that we do here in the United States, and it’s not even close.”</p> <p>Question: Is the United States the country with the the highest percentage of gun deaths?</p> <p>Highest number of gun deaths does not entail highest percentage of gun deaths.</p>

Figure 4: Four types of reasoning needed to address subquestions and their proportion. It shows that a high proportion of the questions need either domain knowledge or related context.

	mean	std	# examples
QABriefs (Fan et al., 2020)	2.88	1.20	210
Ours	3.60	1.19	210
<i>p</i> -value	≤ 0.0001		
mean diff	0.72		
95% CI	0.48 - 0.97		

Table 5: Results from user study on helpfulness of a set of generated subquestions for claim verification. The score range from 1 to 5. We conduct a t-test over the collected scores. Our approach achieves a significantly higher score than QABriefs.

While sharing the motivation, we use a significantly different annotation process than theirs, resulting in qualitatively different sets of questions as shown in Figure 5. We notice: (1) Their questions are less comprehensive, often missing important aspects of the claim (e.g., whether the early polls accurately reflect the result of the election) (2) Their questions are broader and less focused on the claim. We instructed annotators to provide **the source** of the annotated subquestions from either claim or verification document. For example, questions like “What are Payday lenders?” in the figure will not appear in our dataset as the justification paragraph does not address such question. Fan et al. (2020) dissuaded annotators from providing binary questions; instead, they gather answers to their subquestions after the questions are collected. We focus on binary questions whose verification could help verification of the full claim.

	Macro-F1	Micro-F1	MAE
Question aggregation	0.30	0.29	1.05
Question aggregation*	0.51	0.50	0.63
Random (uniform)	0.18	0.19	1.77
Random (label dist)	0.16	0.18	1.68
Most frequent	0.06	0.23	1.31

Table 6: The claim classification performance of our question aggregation baseline vs. several baselines on the development set. MAE denotes mean absolute error.

User Study To better quantify the difference, we also conduct a user study in which we ask an annotator to rate how useful a set of questions (without answers) are to determine the veracity of a claim. On 42 claims annotated by both approaches, annotators score sets of subquestions on a Likert scale from 1 to 5, where 1 denotes that knowing the answers to the questions does not help at all and 5 denotes that they can accurately judge the claim once they know the answer. We recruit annotators from Amazon Mechanical Turk (MTurk). We collect 5-way annotation for each example and conduct the t-test over the results. The details about the recruiting process and the instructions can be found in Appendix C.

Table 5 reports the user study results. Our questions achieve a significantly higher relevance score compared to questions from QABriefs. This indicates that we can potentially derive the veracity of the claim from our decomposed questions since they are binary and highly relevant to the claim. We discuss this point further in the next section.

Claim: Bernie Sanders stated on March 6, 2016 in a Democratic presidential debate: “Almost every poll has shown that Sanders vs. Trump does a lot better than Clinton vs. Trump and, that’s true nationally.”

CLAIMDECOMP

- ❶ Did almost every poll since Jan 1 show that Sanders vs. Trump did a lot better than Clinton vs. Trump?
precise restatement of core claim
- ❷ Are the results of those polls accurate predictors of the November results?
helpful to understand the deeper claim (is Sanders really more likely to win?)

Fan et al. (2020)

- ❶ Why is it true that Sanders vs. Trump did a lot better than Clinton vs. Trump?
helpful background but not relevant to checking claim
- ❷ Which polls have shown that Sanders vs. Trump did better than Hillary vs. Trump?
similar to ❶ but answer may not be comprehensive

Claim: The group With Honor stated on September 10, 2018 in a TV ad: “Kentucky Rep. Andy Barr would let shady payday lenders take advantage of our troops and that he took \$36,550 from payday lenders.”

CLAIMDECOMP

- ❶ Has Barr received \$36,550 from payday lenders?
- ❷ Did Barr vote for legislation that would weaken restrictions for payday lenders?
- ❸ Are there any protections for service members using payday lending services?
- ❹ Has Barr’s voting record directly affected protection for veterans against payday lenders?

Fan et al. (2020)

- ❶ What are Payday lenders?
helpful background but not precisely about claim
- ❷ What’s the maximum amount you can get from payday lenders?
useful context but not directly about claim
- ❸ What percentage of US troops use a payday lender?
useful context but not directly about claim

Figure 5: Comparison between our decomposed questions with QABriefs (Fan et al., 2020). In general, our decomposed questions are more comprehensive and relevant to the original claim.

5.3 Deriving the Veracity of Claims from Decomposed Questions

Is the veracity of a claim sum of its parts? We estimate whether answers to subquestions can be used to determine the veracity of the claim.

We predict a veracity score $\hat{v} = \frac{1}{n} \sum_{i=1}^n \mathbb{1}[a_i = 1]$ equal to the fraction of subquestions with yes answers. We can map this to the discrete 6-label scale by associating the labels *pants on fire*, *false*, *barely true*, *half true*, *mostly true*, and *true* with the intervals $[0, \frac{1}{6})$, $[\frac{1}{6}, \frac{2}{6})$, $[\frac{2}{6}, \frac{3}{6})$, $[\frac{3}{6}, \frac{4}{6})$, $[\frac{4}{6}, \frac{5}{6})$, $[\frac{5}{6}, 1]$, respectively. The heuristic is based on the following three hypotheses: (1) All questions are equally important. (2) The questions should be comprehensive enough to cover the claim. (3) The questions should be relevant enough to have few unrelated questions. We call this method **question aggregation**. We use the 50 claims and the corresponding questions from the **Validation-sub** set for evaluation. We also establish the upper bound (**question aggregation***) for this heuristic by having one of the authors remove unrelated questions, which could be automated with a question salience model.

Table 6 compares our heuristics with simple baselines (random assignment and most frequent class assignment). Our heuristic easily outperforms the baselines, with the predicted label on average is

only shifted by one label, e.g., *mostly true* vs. *true*. Our simple aggregation suffers when the subquestions are not equal in importance. The first example in Figure 4 contains two yes subquestions and two no subquestions, and our aggregation yields *half-true* label, differing from gold label *barely-true*. This claim is centered on whether Obama caused the stock market crash thus other facts are less important. Future work can estimate the importance of each subquestion to take a weighted combination of the veracities of the subquestions.

6 Evidence Retrieval via Decomposed Questions

We explore using claim decomposition for retrieving evidence paragraphs for verifying claims. Retrieval from the web to check claims is an extremely hard problem (Singh et al., 2021). We instead explore a simplified proof-of-concept setting here: retrieving relevant evidence paragraphs from the full justification document. Although a simplified setting, these articles are still quite long, containing an average of 12 paragraphs, and have significant distractor content due to entity and concept overlap with the claims.

We first collect human annotation to identify relevant evidence paragraphs. We aim to show two advantages of using the decomposed questions: (1)

	per subquestion	per example (claim)
avg # of paras	12.4	12.4
% of context	87.6	68.8
% of support	5.4	12.0
% of refute	8.0	19.2
Fleiss Kappa	0.42	0.42

Table 7: Evidence paragraph retrieval data statistics on Validation-sub dataset (50 claims).

The implied questions contain deeper information, which is helpful to retrieve evidence beyond the lexical information of the claim. (2) We can easily convert the binary questions to statements so they can be treated as hypotheses and we can apply the off-the-shelf NLI models to retrieve evidence that entails such hypotheses (Chen et al., 2021).

6.1 Evidence Paragraph Collection

Given the full PolitiFact verification article consisting of m paragraphs $\mathbf{p} = (p_1, \dots, p_m)$ and a subquestion, annotators find paragraphs relevant to the subquestion. As this requires careful document-level reading, we hire three undergraduate linguistics students as annotators. We use the 50 claims from the Validation-sub set and present the annotators with the subquestions and the articles. For each subquestion, for each paragraph in the article, we ask the annotators to choose whether it served as context to the subquestion or whether it supports/refutes the subquestion. The statistics and inter-annotator agreement of the collected dataset is shown in Table 7. Out of 12.4 paragraphs on average, 3-4 paragraphs were directly relevant to the claim and the rest of paragraphs mostly provide contexts.

6.2 Experimental Setup

We experiment with three off-the-shelf RoBERTa-based (Liu et al., 2020) NLI models trained on three different datasets: MNLI (Williams et al., 2018), NQ-NLI (Chen et al., 2021), and DocNLI (Yin et al., 2021). We compare the performance of NLI models with random, BM25, and human baselines.

We first convert the corresponding subquestions $\mathbf{q} = q_1, \dots, q_n$ of claim c to a set of statements $\mathbf{h} = h_1, \dots, h_n$ using GPT3 (Brown et al., 2020). We find that with only 10 examples as demonstration, the GPT3 can perform the conversion quite well (with an error rate less than 5%). For more information about the prompt see Appendix H.

To retrieve the evidence that **supports** the state-

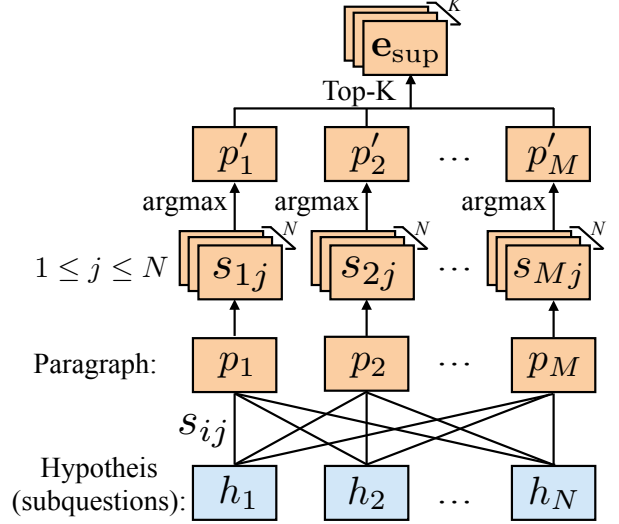


Figure 6: Illustration of evidence paragraph retrieval process. The notations corresponds to our descriptions in Section 6.2. K is a hyperparameter controlling the number of passages to retrieve.

ments, we treat the statements as hypotheses and the paragraphs in the article as premises. We feed them into an NLI model to compute the score associated with the “entailment” class for every premise and hypothesis pair. Here, the score for paragraph p_i and hypothesis h_j is defined as the output probability $s_{ij} = P(\text{Entailment} \mid p_i, h_j)$. We then select as evidence the top k paragraphs by score across all subquestions: for paragraph p_i , we define $p'_i = \text{argmax}_{(i,j)} \{s_{ij} \mid 1 \leq j \leq N\}$, which denotes for each hypothesis from 1 to N that the j th hypothesis h_j achieves the highest score with p_i . Then $e_{sup} = \{p_i \mid \text{Top-K}_{(i,j)} \{s_{ij} \mid \forall (i,j) \in [p'_1, \dots, p'_M]\}\}$. We set k to be the number of the paragraphs that annotated with either support or refute. Figure 6 describes this approach.

To retrieve the evidence that **refutes** the statements, we follow the same process, but with the negated hypotheses set \mathbf{h} generated by GPT3.⁶

BM25 baseline model uses retrieval score instead of NLI score. **The random baseline** randomly assign support, refute, neutral labels to paragraphs based on the paragraph label distribution in Table 7. **Human performance** is computed by selecting one of the three annotators and compar-

⁶The NLI models trained on NQ-NLI and DocNLI only have two classes, entailed and not entailed. We cannot distinguish between the paragraphs that refute the claim and the irrelevant paragraphs if we take the top- k paragraphs according to the not entailed class. As there is no way to negate the original claim, we only retrieve the supporting evidence using NLI models.

ing their annotations with the majority vote of the other two, taking the average over all three annotators. This is not directly comparable to the annotations for the other techniques as the gold labels are slightly different. We report the F1 score for all of the models.

6.3 Results

The results are shown in Table 8. The performance gap between the human (69.0) and our best model using the gold annotator (59.6) is not large in this limited setting.

The decomposed questions are effective to retrieve the evidence. By aggregating evidence from the subquestions, both BM25 and the NLI models can do better than using the claim alone, except for the case of using BM25 in the predicted decomposition. This indicates that the detailed and implied information in decomposed questions can help gathering evidence beyond the surface level of the claim. The performance of NLI models with the original claims is much lower than NLI models with the decomposed questions, potentially as the full claim contains several arguments which are not all supported or refuted, confusing the NLI models.

DocNLI outperforms BM25 on both the annotated decomposition and the predicted decomposition. Among the three NLI models, DocNLI achieves the best performance and we see that on the merged model, it outperforms BM25 by a large margin. This demonstrates the potential of using the NLI models to aid the evidence retrieval in the wild. The merged model is not consistently better than the support and refute model.

7 Discussion and Limitations

Interaction of retrieval and decomposition In Section 6, we see that the performance of the retriever depends on the quality of the decomposed questions (generated questions vs. annotated questions). However, generating high-quality questions also benefits from relevant contexts. These two modules cannot be strictly pipelined and will need to interact in an iterative fashion, as in multi-hop QA work (Qi et al., 2019; Asai et al., 2019).

Difficulty of automatic question comparison

As discussed in section 4, automatic metrics to evaluate our set of generated questions do not align well with human judgments. Current automatic metrics are not sensitive enough to minor changes

that could lead to different semantics for a question. For example, changing “Are *all* students in Georgia required to attend chronically failing schools?” to “Are students in Georgia required to attend chronically failing schools?” yields two questions that draw an important contrast. However, we will get an extremely high BERTScore which is 0.99, and a ROUGE-L score which is 0.95, between the two questions. This intrinsic evaluation is hard so we suggest measuring the quality of the generated questions on some downstream tasks, e.g., evidence retrieval.

General difficulty of the task We did not build a full pipeline for fact-checking in the real-world scenario. Instead, we envision our proposed question decomposition as an important step of the whole pipeline, where we can use the candidate decompositions to retrieve deeper information and verify or refute each subquestion, then compose the results of the subquestions into an inherently explainable decision. In this paper, we have shown that the decomposed questions can help the retriever in a clean setting. Retrieving evidence in the wild is extremely hard since some statistics are not accessible through IR and not all available information is trustworthy (Singh et al., 2021), which are issues beyond the scope of this paper. Through the **Question Aggregation** probing, we also show the potential of composing the veracity of claims through the decisions from the decomposed questions. The proposed dataset opens a door to study the core argument of a complex claim.

Domain Limitations and Lack of Representation The dataset we collected only consists of political claims from the PolitiFact website. These claims are US-centric and largely focused on politics; hence, our results should be interpreted with respect to these domain limitations.

8 Related Work

Fact-checking Vlachos and Riedel (2014) proposed to decompose the fact-checking process into three components: identifying check-worthy claims, retrieving evidence, and producing verdicts. Various datasets have been proposed, including human-generated claims based on Wikipedia (Thorne et al., 2018; Chen et al., 2019; Jiang et al., 2020; Schuster et al., 2021; Aly et al., 2021), real-world political claims (Wang, 2017; Alhindi et al., 2018; Augenstein et al., 2019; Ostrowski

Model	Predicted decomposition			Gold decomposition			Original claim
	Support	Refute	Merged	Support	Refute	Merged	
Random	24.9						
MNLI	39.9	45.4	41.0	43.0	42.8	48.8	35.2
NQ-NLI	39.0	40.2	38.8	37.8	40.6	34.5	40.9
DocNLI	43.5	42.5	44.7	52.3	50.3	59.6	36.9
BM25	36.2	-	-	47.5	-	-	39.2
Human	69.0						

Table 8: Evidence retrieval paragraph performance (F1 score) with the decomposed questions and the original claim on the Validation-sub set. Here, “support” denotes the evidence that supports the hypothesis, “refute” denotes the evidence that refutes the hypothesis (with the negated hypothesis); “merged” denotes the performance of combining “support” and “refute” (after removing duplicates then taking Top-K paragraphs).

et al., 2021; Gupta and Srikumar, 2021), and science claims (Wadden et al., 2020; Saakyan et al., 2021). Our dataset focuses on real-world political claims. The main properties that make our dataset different are the focus on complex claims and our use of decompositions, which we believe could apply to other domains as well.

In addition to produce verdicts of the claims, many work also generates explanations for models’ predictions. Popat et al. (2017, 2018); Shu et al. (2019); Yang et al. (2019); Lu and Li (2020) presented attention-based explanations; Gad-Elrab et al. (2019); Ahmadi et al. (2019) used logic-based systems to obtain more comprehensive explanation whereas the explanations require knowledge graphs; Atanasova et al. (2020); Kotonya and Toni (2020) modeled the explanation generation as a summarization task.

The decomposed questions in our work can be also viewed as a way to model the explanation. Our approach mainly differs in the following two aspects: (1) The decomposition is explicit, which is helpful for one to spot the discrepancies between the final veracity and the intermediate decisions. (2) The decomposed questions need information beyond the surface to answer, which is helpful to retrieve relevant evidence.

Question Generation The task of question generation (QG) (Du et al., 2017) is to generate questions based on given a sentence or a paragraph. It has been applied to many NLP tasks such as data augmentation for question answering (Duan et al., 2017; Sachan and Xing, 2018; Alberti et al., 2019; Fabbri et al., 2020), evaluating factual consistency of summaries (Wang et al., 2020; Durmus et al., 2020; Nan et al., 2021), and identifying semantic relations (He et al., 2015; Klein et al., 2020; Py-

atkin et al., 2020, 2021). Our work is most similar to QABriefs (Fan et al., 2020), in which they also generate information-seeking questions according to a given claim. Our work differs from theirs in two ways: (1) We generate yes-no questions that directly related to checking the veracity of the claim. (2) Our questions are more comprehensive and precise as discussed in the paper.

9 Conclusion

We present a dataset, CLAIMDECOMP, which contains more than 1,000 real-world complex political claims with the decompositions in question form. With the decompositions, we are able to check the explicit and implicit arguments made in those claims. We also show the decompositions can play an important role in both evidence retrieval and veracity composition of an explainable fact-checking system. We believe that this dataset can further promote building explainable fact-checking systems and analyzing complex claims.

Acknowledgments

This dataset was funded by Good Systems,⁷ a UT Austin Grand Challenge to develop responsible AI technologies, as well as NSF Grant IIS-1814522. We would like to thank our annotators from Upwork and UT Austin: Andrew Baldino, Scarlett Boyer, Catherine Coursen, Samantha Dewitt, Abby Mortimer, E Lee Riles, Keegan Shults, Justin Ward, Meona Khetrapal, Misty Peng, Payton Wages, and Maanasa V Darisi.

⁷<https://goodsystems.utexas.edu/>

References

- Naser Ahmadi, Joohyung Lee, Paolo Papotti, and Mohammed Saeed. 2019. Explainable fact checking with probabilistic answer set programming. In *Conference on Truth and Trust Online*.
- Chris Alberti, Daniel Andor, Emily Pitler, Jacob Devlin, and Michael Collins. 2019. [Synthetic QA corpora generation with roundtrip consistency](#). In *Proceedings of the 57th Annual Meeting of the Association for Computational Linguistics*, pages 6168–6173, Florence, Italy. Association for Computational Linguistics.
- Tariq Alhindi, Savvas Petridis, and Smaranda Muresan. 2018. [Where is your evidence: Improving fact-checking by justification modeling](#). In *Proceedings of the First Workshop on Fact Extraction and VERification (FEVER)*, pages 85–90, Brussels, Belgium. Association for Computational Linguistics.
- Rami Aly, Zhijiang Guo, Michael Sejr Schlichtkrull, James Thorne, Andreas Vlachos, Christos Christodoulopoulos, Oana Cocarascu, and Arpit Mittal. 2021. Feverous: Fact extraction and verification over unstructured and structured information. In *Thirty-fifth Conference on Neural Information Processing Systems Datasets and Benchmarks Track (Round 1)*.
- Akari Asai, Kazuma Hashimoto, Hannaneh Hajishirzi, Richard Socher, and Caiming Xiong. 2019. Learning to retrieve reasoning paths over wikipedia graph for question answering. In *International Conference on Learning Representations*.
- Pepa Atanasova, Jakob Grue Simonsen, Christina Lioma, and Isabelle Augenstein. 2020. [Generating fact checking explanations](#). In *Proceedings of the 58th Annual Meeting of the Association for Computational Linguistics*, pages 7352–7364, Online. Association for Computational Linguistics.
- Isabelle Augenstein, Christina Lioma, Dongsheng Wang, Lucas Chaves Lima, Casper Hansen, Christian Hansen, and Jakob Grue Simonsen. 2019. [MultiFC: A real-world multi-domain dataset for evidence-based fact checking of claims](#). In *Proceedings of the 2019 Conference on Empirical Methods in Natural Language Processing and the 9th International Joint Conference on Natural Language Processing (EMNLP-IJCNLP)*, pages 4685–4697, Hong Kong, China. Association for Computational Linguistics.
- Tom Brown, Benjamin Mann, Nick Ryder, Melanie Subbiah, Jared D Kaplan, Prafulla Dhariwal, Arvind Neelakantan, Pranav Shyam, Girish Sastry, Amanda Askell, et al. 2020. Language models are few-shot learners. *Advances in neural information processing systems*, 33:1877–1901.
- Jifan Chen, Eunsol Choi, and Greg Durrett. 2021. [Can NLI models verify QA systems’ predictions?](#) In *Findings of the Association for Computational Linguistics: EMNLP 2021*, pages 3841–3854, Punta Cana, Dominican Republic. Association for Computational Linguistics.
- Wenhu Chen, Hongmin Wang, Jianshu Chen, Yunkai Zhang, Hong Wang, Shiyang Li, Xiyu Zhou, and William Yang Wang. 2019. Tabfact: A large-scale dataset for table-based fact verification. In *International Conference on Learning Representations*.
- Jacob Cohen. 1960. A coefficient of agreement for nominal scales. *Educational and psychological measurement*, 20(1):37–46.
- Xinya Du, Junru Shao, and Claire Cardie. 2017. [Learning to ask: Neural question generation for reading comprehension](#). In *Proceedings of the 55th Annual Meeting of the Association for Computational Linguistics (Volume 1: Long Papers)*, pages 1342–1352, Vancouver, Canada. Association for Computational Linguistics.
- Nan Duan, Duyu Tang, Peng Chen, and Ming Zhou. 2017. [Question generation for question answering](#). In *Proceedings of the 2017 Conference on Empirical Methods in Natural Language Processing*, pages 866–874, Copenhagen, Denmark. Association for Computational Linguistics.
- Esin Durmus, He He, and Mona Diab. 2020. [FEQA: A question answering evaluation framework for faithfulness assessment in abstractive summarization](#). In *Proceedings of the 58th Annual Meeting of the Association for Computational Linguistics*, pages 5055–5070, Online. Association for Computational Linguistics.
- Alexander Fabbri, Patrick Ng, Zhiguo Wang, Ramesh Nallapati, and Bing Xiang. 2020. [Template-based question generation from retrieved sentences for improved unsupervised question answering](#). In *Proceedings of the 58th Annual Meeting of the Association for Computational Linguistics*, pages 4508–4513, Online. Association for Computational Linguistics.
- Angela Fan, Mike Lewis, and Yann Dauphin. 2018. [Hierarchical neural story generation](#). In *Proceedings of the 56th Annual Meeting of the Association for Computational Linguistics (Volume 1: Long Papers)*, pages 889–898, Melbourne, Australia. Association for Computational Linguistics.
- Angela Fan, Aleksandra Piktus, Fabio Petroni, Guillaume Wenzek, Marzieh Saeidi, Andreas Vlachos, Antoine Bordes, and Sebastian Riedel. 2020. [Generating fact checking briefs](#). In *Proceedings of the 2020 Conference on Empirical Methods in Natural Language Processing (EMNLP)*, pages 7147–7161, Online. Association for Computational Linguistics.
- William Ferreira and Andreas Vlachos. Emergent: a novel data-set for stance classification. In *naacl. ACL*.

- Joseph L Fleiss. 1971. Measuring nominal scale agreement among many raters. *Psychological bulletin*, 76(5):378.
- Mohamed H Gad-Elrab, Daria Stepanova, Jacopo Urbani, and Gerhard Weikum. 2019. Exfakt: A framework for explaining facts over knowledge graphs and text. In *Proceedings of the Twelfth ACM International Conference on Web Search and Data Mining*, pages 87–95.
- Zhijiang Guo, Michael Schlichtkrull, and Andreas Vlachos. 2022. A survey on automated fact-checking. *Transactions of the Association for Computational Linguistics*, 10:178–206.
- Ashim Gupta and Vivek Srikumar. 2021. [X-fact: A new benchmark dataset for multilingual fact checking](#). In *Proceedings of the 59th Annual Meeting of the Association for Computational Linguistics and the 11th International Joint Conference on Natural Language Processing (Volume 2: Short Papers)*, pages 675–682, Online. Association for Computational Linguistics.
- Luheng He, Mike Lewis, and Luke Zettlemoyer. 2015. [Question-answer driven semantic role labeling: Using natural language to annotate natural language](#). In *Proceedings of the 2015 Conference on Empirical Methods in Natural Language Processing*, pages 643–653, Lisbon, Portugal. Association for Computational Linguistics.
- Ari Holtzman, Jan Buys, Li Du, Maxwell Forbes, and Yejin Choi. 2019. The curious case of neural text degeneration. In *International Conference on Learning Representations*.
- Ari Holtzman, Jan Buys, Li Du, Maxwell Forbes, and Yejin Choi. 2020. [The Curious Case of Neural Text Degeneration](#). In *Proceedings of the International Conference on Learning Representations (ICLR)*.
- Sarthak Jain and Byron C. Wallace. 2019. [Attention is not Explanation](#). In *Proceedings of the 2019 Conference of the North American Chapter of the Association for Computational Linguistics: Human Language Technologies, Volume 1 (Long and Short Papers)*, pages 3543–3556, Minneapolis, Minnesota. Association for Computational Linguistics.
- Yichen Jiang, Shikha Bordia, Zheng Zhong, Charles Dognin, Maneesh Singh, and Mohit Bansal. 2020. [HoVer: A dataset for many-hop fact extraction and claim verification](#). In *Findings of the Association for Computational Linguistics: EMNLP 2020*, pages 3441–3460, Online. Association for Computational Linguistics.
- Ayal Klein, Jonathan Mamou, Valentina Pyatkin, Daniela Stepanov, Hangfeng He, Dan Roth, Luke Zettlemoyer, and Ido Dagan. 2020. [QANom: Question-answer driven SRL for nominalizations](#). In *Proceedings of the 28th International Conference on Computational Linguistics*, pages 3069–3083, Barcelona, Spain (Online). International Committee on Computational Linguistics.
- Neema Kotonya and Francesca Toni. 2020. [Explainable automated fact-checking for public health claims](#). In *Proceedings of the 2020 Conference on Empirical Methods in Natural Language Processing (EMNLP)*, pages 7740–7754, Online. Association for Computational Linguistics.
- Harold W Kuhn. 1955. The hungarian method for the assignment problem. *Naval research logistics quarterly*, 2(1-2):83–97.
- Philippe Laban, Tobias Schnabel, Paul N Bennett, and Marti A Hearst. 2021. Summac: Re-visiting nli-based models for inconsistency detection in summarization. *arXiv preprint arXiv:2111.09525*.
- Yinhan Liu, Myle Ott, Naman Goyal, Jingfei Du, Mandar Joshi, Danqi Chen, Omer Levy, Mike Lewis, Luke Zettlemoyer, and Veselin Stoyanov. 2020. [Ro{bert}a: A robustly optimized {bert} pretraining approach](#).
- Ilya Loshchilov and Frank Hutter. 2018. Decoupled weight decay regularization. In *International Conference on Learning Representations*.
- Yi-Ju Lu and Cheng-Te Li. 2020. [GCAN: Graph-aware co-attention networks for explainable fake news detection on social media](#). In *Proceedings of the 58th Annual Meeting of the Association for Computational Linguistics*, pages 505–514, Online. Association for Computational Linguistics.
- Preslav Nakov, David Corney, Maram Hasanain, Firoj Alam, Tamer Elsayed, Alberto Barr'on-Cedeno, Paolo Papotti, Shaden Shaar, and Giovanni Da San Martino. 2021. Automated fact-checking for assisting human fact-checkers. In *Proceedings of the Thirtieth International Joint Conference on Artificial Intelligence (IJCAI)*.
- Feng Nan, Cicero Nogueira dos Santos, Henghui Zhu, Patrick Ng, Kathleen McKeown, Ramesh Nallapati, Dejiao Zhang, Zhiguo Wang, Andrew O. Arnold, and Bing Xiang. 2021. [Improving factual consistency of abstractive summarization via question answering](#). In *Proceedings of the 59th Annual Meeting of the Association for Computational Linguistics and the 11th International Joint Conference on Natural Language Processing (Volume 1: Long Papers)*, pages 6881–6894, Online. Association for Computational Linguistics.
- Wojciech Ostrowski, Arnav Arora, Pepa Atanasova, and Isabelle Augenstein. 2021. Multi-hop fact checking of political claims. In *IJCAI*.
- Kashyap Popat, Subhabrata Mukherjee, Jannik Strötgen, and Gerhard Weikum. 2017. Where the truth lies: Explaining the credibility of emerging claims on the web and social media. In *Proceedings of the 26th International Conference on World Wide Web Companion*, pages 1003–1012. International World Wide Web Conferences Steering Committee.

- Kashyap Popat, Subhabrata Mukherjee, Andrew Yates, and Gerhard Weikum. 2018. [DeClarE: Debunking fake news and false claims using evidence-aware deep learning](#). In *Proceedings of the 2018 Conference on Empirical Methods in Natural Language Processing*, pages 22–32, Brussels, Belgium. Association for Computational Linguistics.
- Valentina Pyatkin, Ayal Klein, Reut Tsarfaty, and Ido Dagan. 2020. [QADiscourse - Discourse Relations as QA Pairs: Representation, Crowdsourcing and Baselines](#). In *Proceedings of the 2020 Conference on Empirical Methods in Natural Language Processing (EMNLP)*, pages 2804–2819, Online. Association for Computational Linguistics.
- Valentina Pyatkin, Paul Roit, Julian Michael, Yoav Goldberg, Reut Tsarfaty, and Ido Dagan. 2021. [Asking it all: Generating contextualized questions for any semantic role](#). In *Proceedings of the 2021 Conference on Empirical Methods in Natural Language Processing*, pages 1429–1441, Online and Punta Cana, Dominican Republic. Association for Computational Linguistics.
- Peng Qi, Xiaowen Lin, Leo Mehr, Zijian Wang, and Christopher D. Manning. 2019. [Answering complex open-domain questions through iterative query generation](#). In *Proceedings of the 2019 Conference on Empirical Methods in Natural Language Processing and the 9th International Joint Conference on Natural Language Processing (EMNLP-IJCNLP)*, pages 2590–2602, Hong Kong, China. Association for Computational Linguistics.
- Colin Raffel, Noam Shazeer, Adam Roberts, Katherine Lee, Sharan Narang, Michael Matena, Yanqi Zhou, Wei Li, and Peter J Liu. 2020. Exploring the limits of transfer learning with a unified text-to-text transformer. *Journal of Machine Learning Research*, 21:1–67.
- Hannah Rashkin, Eunsol Choi, Jin Yea Jang, Svitlana Volkova, and Yejin Choi. 2017. Truth of varying shades: Analyzing language in fake news and political fact-checking. In *EMNLP*.
- Jeff Rasley, Samyam Rajbhandari, Olatunji Ruwase, and Yuxiong He. 2020. DeepSpeed: System optimizations enable training deep learning models with over 100 billion parameters. In *Proceedings of the 26th ACM SIGKDD International Conference on Knowledge Discovery & Data Mining*, pages 3505–3506.
- Arkadiy Saakyan, Tuhin Chakrabarty, and Smaranda Muresan. 2021. [COVID-fact: Fact extraction and verification of real-world claims on COVID-19 pandemic](#). In *Proceedings of the 59th Annual Meeting of the Association for Computational Linguistics and the 11th International Joint Conference on Natural Language Processing (Volume 1: Long Papers)*, pages 2116–2129, Online. Association for Computational Linguistics.
- Mrinmaya Sachan and Eric Xing. 2018. [Self-training for jointly learning to ask and answer questions](#). In *Proceedings of the 2018 Conference of the North American Chapter of the Association for Computational Linguistics: Human Language Technologies, Volume 1 (Long Papers)*, pages 629–640, New Orleans, Louisiana. Association for Computational Linguistics.
- Tal Schuster, Adam Fisch, and Regina Barzilay. 2021. [Get your vitamin C! robust fact verification with contrastive evidence](#). In *Proceedings of the 2021 Conference of the North American Chapter of the Association for Computational Linguistics: Human Language Technologies*, pages 624–643, Online. Association for Computational Linguistics.
- Kai Shu, Limeng Cui, Suhang Wang, Dongwon Lee, and Huan Liu. 2019. defend: Explainable fake news detection. In *Proceedings of the 25th ACM SIGKDD international conference on knowledge discovery & data mining*, pages 395–405.
- Prakhar Singh, Anubrata Das, Junyi Jessy Li, and Matthew Lease. 2021. [The Case for Claim Difficulty Assessment in Automatic Fact Checking](#). *arXiv ePrint 2109.09689*.
- James Thorne, Andreas Vlachos, Christos Christodoulopoulos, and Arpit Mittal. 2018. [FEVER: a large-scale dataset for fact extraction and VERification](#). In *Proceedings of the 2018 Conference of the North American Chapter of the Association for Computational Linguistics: Human Language Technologies, Volume 1 (Long Papers)*, pages 809–819, New Orleans, Louisiana. Association for Computational Linguistics.
- Sebastian Tschiatschek, Adish Singla, Manuel Gomez-Rodriguez, Arpit Merchant, and Andreas Krause. 2018. Fake news detection in social networks via crowd signals. In *The Web Conference, Alternate Track on Journalism, Misinformation, and Fact-checking*.
- Andreas Vlachos and Sebastian Riedel. 2014. [Fact checking: Task definition and dataset construction](#). In *Proceedings of the ACL 2014 Workshop on Language Technologies and Computational Social Science*, pages 18–22, Baltimore, MD, USA. Association for Computational Linguistics.
- Svitlana Volkova, Kyle Shaffer, Jin Yea Jang, and Nathan Hodas. 2017. Separating facts from fiction: Linguistic models to classify suspicious and trusted news posts on twitter. In *acl*, volume 2, pages 647–653.
- David Wadden, Shanchuan Lin, Kyle Lo, Lucy Lu Wang, Madeleine van Zuylen, Arman Cohan, and Hannaneh Hajishirzi. 2020. [Fact or fiction: Verifying scientific claims](#). In *Proceedings of the 2020 Conference on Empirical Methods in Natural Language Processing (EMNLP)*, pages 7534–7550, Online. Association for Computational Linguistics.

Alex Wang, Kyunghyun Cho, and Mike Lewis. 2020. [Asking and answering questions to evaluate the factual consistency of summaries](#). In *Proceedings of the 58th Annual Meeting of the Association for Computational Linguistics*, pages 5008–5020, Online. Association for Computational Linguistics.

William Yang Wang. 2017. [“liar, liar pants on fire”: A new benchmark dataset for fake news detection](#). In *Proceedings of the 55th Annual Meeting of the Association for Computational Linguistics (Volume 2: Short Papers)*, pages 422–426, Vancouver, Canada. Association for Computational Linguistics.

Adina Williams, Nikita Nangia, and Samuel Bowman. 2018. [A broad-coverage challenge corpus for sentence understanding through inference](#). In *Proceedings of the 2018 Conference of the North American Chapter of the Association for Computational Linguistics: Human Language Technologies, Volume 1 (Long Papers)*, pages 1112–1122, New Orleans, Louisiana. Association for Computational Linguistics.

Thomas Wolf, Lysandre Debut, Victor Sanh, Julien Chaumond, Clement Delangue, Anthony Moi, Pierric Cistac, Tim Rault, Remi Louf, Morgan Funtowicz, Joe Davison, Sam Shleifer, Patrick von Platen, Clara Ma, Yacine Jernite, Julien Plu, Canwen Xu, Teven Le Scao, Sylvain Gugger, Mariama Drame, Quentin Lhoest, and Alexander Rush. 2020. [Transformers: State-of-the-art natural language processing](#). In *Proceedings of the 2020 Conference on Empirical Methods in Natural Language Processing: System Demonstrations*, pages 38–45, Online. Association for Computational Linguistics.

Fan Yang, Shiva K Pentiyala, Sina Mohseni, Mengnan Du, Hao Yuan, Rhema Linder, Eric D Ragan, Shuiwang Ji, and Xia Hu. 2019. [Xfake: Explainable fake news detector with visualizations](#). In *The World Wide Web Conference*, pages 3600–3604.

Wenpeng Yin, Dragomir Radev, and Caiming Xiong. 2021. [DocNLI: A large-scale dataset for document-level natural language inference](#). In *Findings of the Association for Computational Linguistics: ACL-IJCNLP 2021*, pages 4913–4922, Online. Association for Computational Linguistics.

Tianyi Zhang, Varsha Kishore, Felix Wu, Kilian Q Weinberger, and Yoav Artzi. 2019. [Bertscore: Evaluating text generation with bert](#). In *International Conference on Learning Representations*.

A Question Annotation Workflow

A.1 Workflow

We posted a job advertisement including the description and the payment plan of our task on the Upwork platform. In total 14 workers applied for the position job. We first conducted an initial qualification round in which we released an initial batch

of 15 documents for the annotators to complete, for which we paid \$35. This initial batch is used to judge how suitable the annotators are for this task. We review the annotations and give detailed feedback to each annotator for every claim along with our suggested annotation for reference. We select annotators whose annotation meet our qualifications to continue to the next round. Through the initial round, we select 8 out of the 14 annotators who applied.

After the initial round, we release new example batches to the annotators on a weekly basis. Each batch contains 100 examples for which we paid \$175. The hired annotators are required to complete at least one batch per week and they can work for up to 2 batches per week.⁸

A.2 Annotation Interface

The interface of the question decomposition is shown in Figure 7.

B Evidence Annotation Interface

The interface to annotate the supporting/refuting evidence described in section 6 is shown in Figure 8.

C User Study Interface

The annotation interface of our user study conducted in section 5.2 is shown in Figure 9.

D Inter-annotator Agreement

Two examples of our inter-annotator agreement assessment are shown in Figure 10. In the first example, we treat Q3 of annotator A as not covered by annotator B. It is a weaker version of Q2 but not mentioned by annotator B. Q4 of annotator A has similar semantics as Q3 of annotator B so we do not mark it.

E Automatic Claim Decomposition Evaluation

For the evaluation in Section 4, we also explored an automated method for assessing whether generated questions match ground truth ones. We aim to define a metric $m(\mathbf{q}, \hat{\mathbf{q}})$ that compares the two sets of generated questions.

However, we lack good off-the-shelf methods for comparing sets of strings like this. Instead, we rely

⁸We intentionally took steps to avoid having a single annotator annotate a large portion of the examples.

on existing scoring functions that can compare single strings, like ROUGE and BERTScore (Zhang et al., 2019).

Following other alignment-based methods like SummaC (Laban et al., 2021) for summarization factuality, we view these metrics as: $m(\mathbf{q}, \hat{\mathbf{q}}) = \operatorname{argmax}_{\mathbf{a}} \sum s(q_{a_i}, \hat{q}_i)$, where \mathbf{a} is an alignment variable. This problem can be viewed as finding the maximum-weight matching in a bipartite graph. We use the Hungarian algorithm (Kuhn, 1955) to compute this alignment and we take the mean of max matching as the result. The results are shown in Table 9.

The automatic metrics are not well aligned with the human judgement.

We see that the Pearson coefficient between human judgement and the automatic metrics ranges from 0.42–0.54 and 0.21–0.45 for QG-MULTIPLE and QG-NUCLEUS respectively. The large instability of the Pearson coefficient indicates that the automatic evaluation may not accurately reflect the quality of the generated questions. Therefore, evaluating the generated questions on downstream tasks could be more accurate, hence why we also study evidence retrieval.

F Training Details

For QG-MULTIPLE, each instance of the input and the output are constructed according to the template:

$$N[S]c[S] \longrightarrow q_1[S]q_2[S], \dots, q_N$$

where $[S]$ denotes the separator token of the T5 model. N denotes the number of questions to generate which we set to match the number of annotated questions during training. c denotes the claim and q_i denotes the i th annotated question and we do not assume a specific order for the questions.

The model is trained using the seq2seq framework of Huggingface (Wolf et al., 2020). The max sequence length for input and output is set to 128 and 256 respectively. Batch size is set to 8 and we use DeepSpeed for memory optimization (Rasley et al., 2020). We train the model on our training set for 20 epochs with AdamW (Loshchilov and Hutter, 2018) optimizer and an initial learning rate set to $3e-5$.

For QG-NUCLEUS, each instance of the input and the output are constructed as: $c \longrightarrow q_i$, where q_i denotes the i th decomposed question of claim c . The max sequence length for input and output

are both set to 128. Batch size is set to 16 and we use DeepSpeed for memory optimization. We train the model on our training set for 10 epochs with AdamW optimizer and an initial learning rate set to $3e-5$.

G More Generated Questions

Table 11 includes more examples where the generated questions do not match the annotations but also worth checking. For example, for the second claim, our model generates one question “*Did any other states have a spike in coronavirus cases related to voting?*” Although the gold fact-check did not address this question, this kind of context is the kind of thing a fact-checker may want to be attentive to, even if the answer ends up being no, and we judge this to be a reasonable question to ask given only the claim.

H GPT-3 for Question Conversion

Given a question, we let GPT-3 generate its declarative form as well as the negated form of the statement. We achieve this by separating them using “*!*” in the prompt. One advantage of using GPT-3 is that it can easily generate natural sentences. For example, for question “*Are any votes illegally counted in the election?*”, GPT-3 generates the statement and its negation as “*Some votes were illegally counted in the election.*” and “*No votes were illegally counted in the election.*”. A demonstration of the prompt we used for the question conversion is shown as follows:

Model	Rouge-1(P)	Rouge-2(P)	Rouge-l(P)	Bert-score(P)
QG-MULTIPLE	0.44 (0.54)	0.23 (0.47)	0.40 (0.53)	0.92 (0.42)
QG-NUCLEUS	0.39 (0.32)	0.18 (0.21)	0.36 (0.32)	0.91 (0.45)
QG-MULTIPLE-JUSTIFY	0.54 (0.36)	0.38 (0.35)	0.52 (0.37)	0.93 (0.35)
QG-NUCLEUS-JUSTIFY	0.41 (0.25)	0.20 (0.35)	0.37 (0.30)	0.91 (0.41)

Table 9: Automatic evaluation results on the development set. Here, (P) denotes the Pearson correlation coefficient between the automatic metric and recall-all. -JUSTIFY denotes training the question generator by concatenating the claim and the justification paragraph as the input.

Question: Are unemployment rates for African Americans and Hispanics low today?

Statement: Unemployment rates for African Americans and Hispanics are low today. | Unemployment rates for African Americans and Hispanics are not low today.

Question: Were 1700 mail-in ballots investigated for fraud in Texas?

Statement: 1700 mail-in ballots were investigated for fraud in Texas | 1700 mail-in ballots were not investigated for fraud in Texas

Question: Is Wisconsin guaranteeing Foxconn nearly \$3 billion?

Statement: Wisconsin guarantees Foxconn nearly \$3 billion. | Wisconsin does not guarantee Foxconn nearly \$3 billion.

Question: Will changes in this law raise taxes for anyone?

Statement: The changes in this law will raise taxes for someone. | The changes in this law will raise taxes for no one.

Question: Has Donnelly directly sponsored any of these legislative proposals since becoming a senator?

Statement: Donnelly directly sponsored some of these legislative proposals since becoming a senator. | Donnelly directly sponsored none of these legislative proposals since becoming a senator.

...

Question: INPUT-QUESTION

Statement: MODEL-OUTPUT

I Datasheet for CLAIMDECOMP

I.1 Motivation for Datasheet Creation

Why was the dataset created? Despite the progress made in automating the fact-checking process, the performance achieved by current models is relatively poor, leading to the attempt to build more explainable models so that the explanations could be used to interpret a model’s behavior. Therefore, we create this dataset to facilitate future research to achieve this goal. We envision that by verifying each question, we can compose the final

veracity of the claim in inherently explainable way.

Has the dataset been used already? The dataset has not been used beyond the present paper, where it was used to train a question generation model and in several evaluation conditions.

Who funded the dataset? This dataset was funded by Good Systems,⁹ a UT Austin Grand Challenge to develop responsible AI technologies.

I.2 Dataset Composition

What are the instances? Each instance is a real-world political claim. All claims are written in English and most of them are US-centric.

How many instances are there? Our dataset consists of two-way annotation of 1,200 claims, and 6,555 decomposed questions. A detailed breakdown of the number of instances can be seen in Table 1 of the main paper.

What data does each instance consist of? Each instance contains a real-world political claim and a set of yes-no questions with associated answers.

Does the data rely on external resources? Yes, assembling it requires access to PolitiFact.

Are there recommended data splits or evaluation measures? We include the recommended train, development, and test sets for our datasets. The distribution can be found in Table 1.

I.3 Data Collection Process

How was the data collected? We recruit 8 annotators with background in literature or politics from the freelancing platform Upwork. Given a claim paired with the justification written by the professional fact-checker on PolitiFact, we ask our annotators to reverse engineer the fact-checking process: generate yes-no questions which are answered in the justification part. For each question,

⁹<https://goodsystems.utexas.edu/>

the annotators also give the answer and select the relevant text in the justification that is used for the generation. The annotators are instructed to cover as many of the assertions made in the claim as possible without being overly specific in their questions.

Who was involved in the collection process and what were their roles? The 8 annotators we recruited perform the all the annotation steps outlined above.

Over what time frame was the data collected? The dataset was collected over a period from January to April 2022.

Does the dataset contain all possible instances? Our dataset does not cover all possible political claims. It mainly include complex political claims made by notable political figures of the U.S. through 2012 to 2021.

If the dataset is a sample, then what is the population? It represents a subset of all possible complex political claims which require verifying multiple aspects of the claim to reach a final veracity. Our dataset also only includes claims written in English.

I.4 Data Preprocessing

What preprocessing / cleaning was done? We remove any additional whitespace in the annotated questions, but otherwise we do not postprocess the annotations in any way.

Was the raw data saved in addition to the cleaned data? Yes

Does this dataset collection/preprocessing procedure achieve the initial motivation? Our collection process indeed achieves our initial goals of creating a high-quality dataset of complex political claims with the decompositions in question form. Using this data, we are able to check the explicit and implicit arguments made by the politicians.

I.5 Dataset Distribution

How is the dataset distributed? We make our dataset available at <https://www.cs.utexas.edu/~jfchen/claim-decomp/index.html>.

When was it released? Our data and code is currently available.

What license (if any) is it distributed under? CLAIMDECOMP is distributed under the CC BY-SA 4.0 license.¹⁰

Who is supporting and maintaining the dataset? This dataset will be maintained by the authors of this paper. Updates will be posted on the dataset website.

I.6 Legal and Ethical Considerations

Were workers told what the dataset would be used for and did they consent? Crowd workers informed of the goals we sought to achieve through data collection. They also consented to have their responses used in this way through the Amazon Mechanical Turk Participation Agreement (note that even though we recruited through Upwork, workers performed annotation in the Mechanical Turk sandbox).

If it relates to people, could this dataset expose people to harm or legal action? Our dataset does not contain any personal information of crowd workers. However, our dataset can include incorrect information in the form of false claims. These claims were made in a public setting by notable political figures; in our assessment, such claims are already notable and we are not playing a significant role in spreading false claims as part of our dataset. Moreover, these claims are publicly available on PolitiFact along with expert assessment of their correctness. We believe that there is a low risk of someone being misled by information they see presented in our dataset.

If it relates to people, does it unfairly advantage or disadvantage a particular social group? We acknowledge that, because our dataset only covers English and annotators are required to be located in the US, our dataset lacks representation of claims that are relevant in other languages and to people around the world. The claims themselves could reflect misinformation rooted in racism, sexism, and other forms of intergroup bias.

¹⁰<https://creativecommons.org/licenses/by-sa/4.0/legalcode>

Annotation Instructions (Click to collapse)

Instructions:

Thank you for participating in this task! The goal of this task is to identify the reasoning process of a fact-checker when checking complex claims made by politicians. The current batch is a pilot, we will adjust the task and scale the task in the future according to your annotations :)

We will show you several paragraphs written by a professional fact-checker breaking down reasons why they think a claim is true or false. Your task is to identify the major questions that they are answering in this paragraph, specifically using **binary (yes/no) questions**.

Your question should ideally be one that's **motivated by the original claim**. This claim was what the fact-checkers were checking, so it was the starting point for their analysis.

The questions should not be overly specific. For example, if the analysis describes how unemployment fell by 5% over a six-year time period, the question "Did unemployment fall over this period?" is better than "Did unemployment fall by 5% over a six-year time period?" The first question is probably the one that the fact-checker set out to answer, and the specific statistics are just part of that answer to the question.

Add questions from claim if the reasoning part doesn't cover everything: Sometimes the reasoning part only checks the most important aspects of the claim leaving some minor aspects unchecked. In such cases, you should add questions according to the claim to make sure all aspects in the claim is covered by the questions.

Below we provide examples to help you better understand the task.

Claim	Decision making justification	Questions	Explanation
Barry DuVal stated on September 25, 2015 in an interview: "We're the only major oil-producing nation in the world with a self-imposed ban on exporting our crude oil to other nations."	"DuVal said the U.S. is the only major oil-producing nation in the world that bans export of its crude oil. Two experts we contacted agreed with DuVal's statement, and officials at the EIA said they're not aware of any other country with similar export restrictions. But the ban is not absolute -- a small portion of U.S. crude is exported to Canada." So we rate his DuVal's statement Mostly True.	Is the U.S. the only major oil-producing nation to ban exports of crude oil? (Yes)	The first sentence of the justification is just a restatement of the claim, so we don't write any questions. This question is mainly based on the highlighted sentence of the justification. The main point of the sentence is that the U.S. is the only country that has a ban on exporting our crude oil. This also reflects what's expressed in the original claim. We think answering this question is helpful to check the original claim.
Barry DuVal stated on September 25, 2015 in an interview: "We're the only major oil-producing nation in the world with a self-imposed ban on exporting our crude oil to other nations."	"DuVal said the U.S. is the only major oil-producing nation in the world that bans export of its crude oil. Two experts we contacted agreed with DuVal's statement, and officials at the EIA said they're not aware of any other country with similar export restrictions. But the ban is not absolute -- a small portion of U.S. crude is exported to Canada." So we rate his DuVal's statement Mostly True.	Is the U.S. ban on crude oil export a complete ban? (No)	Based on the highlighted part, we see it adds extra information over the crude oil ban. Although it is not explicitly mentioned in the original claim, the fact-checker felt that answering this question was important to give more context to the claim. The question "Is a small portion of US crude exported to Canada?" is not as good. Since Canada is not presented in the original claim, this was probably not what the fact-checker set out to answer; they only discovered it after doing their research.
A Facebook post stated on January 31, 2021: "Nancy Pelosi bought \$1.25 million in Tesla stock the day before Joe Biden signed an order "for all federal vehicles" to be electric."	"An image shared on Facebook claims that Nancy Pelosi bought \$1.25 million in Tesla stock the day before Biden signed an order "for all federal vehicles" to be electric, implying that she sought to profit from inside information about new government policies. The House speaker did report transactions involving Tesla stock, but the post misrepresented the purchases and Biden's policies to create the false impression that the transactions represented improper insider trading in Tesla shares. The statement contains an element of truth, but ignoring critical facts would give a different impression.	Were the stock purchases improper insider trading? (No)	The first part of this sentence talks about that the the stock purchases and Biden's policy were misrepresented, but both the purchase and the policy are mentioned in the original claim. Therefore, we don't ask the questions about the two parts here. This sentence also mentions the claim gives a false impression that this purchase involves insider trading, so we ask the above question here.
A Facebook post stated on January 31, 2021: "Nancy Pelosi bought \$1.25 million in Tesla stock the day before Joe Biden signed an order "for all federal vehicles" to be electric."	"An image shared on Facebook claims that Nancy Pelosi bought \$1.25 million in Tesla stock the day before Biden signed an order "for all federal vehicles" to be electric, implying that she sought to profit from inside information about new government policies. The House speaker did report transactions involving Tesla stock, but the post misrepresented the purchases and Biden's policies to create the false impression that the transactions represented improper insider trading in Tesla shares. The statement contains an element of truth, but ignoring critical facts would give a different impression.	Does the executive order Biden signed require all federal vehicles to be electric? (unknown)	Beyond the stock purchases, we need to check whether there actually was an order from Biden about electric vehicles. As the answer is not obvious from the reasoning part, we give "unknown" here. We feel like these three questions covered the reasoning that the fact-checker wrote. It seems like these were the two most salient aspects they addressed.

Claim

Barry DuVal stated on September 25, 2015 in an interview: " We 're the only major oil - producing nation in the world with a self - imposed ban on exporting our crude oil to other nations . "

Justification

"DuVal said the U.S. is the only major oil-producing nation in the world that bans export of its crude oil.
Two experts we contacted agreed with DuVal's statement, and officials at the EIA said they're not aware of any other country with similar export restrictions. But the ban is not absolute -- a small portion of U.S. crude is exported to Canada."

According to the claim and its justification above, write down one or more binary questions (answerable by yes/no) that is answerable by the justification part. Remember the three rules: (1) Write questions that are **helpful to verify the original claim**. (2) **Don't write questions that are too specific**. You should also provide an answer to your question -- yes/no. (3) Add questions from claim if the reasoning part doesn't cover everything. Also, you should copy-paste the justification text you used to generate the question (usually one sentence).

Many claims have around **3 questions** that are being addressed. We are most interested in collecting a comprehensive set of these questions, so we encourage you to write a few questions. Use the following buttons to add/remove inputs.

question:

write down your question

answer:

yes, no, unknown

text used to generate the question:

copy-paste the related text

text from reasoning or claim:

reasoning/claim

Submit

Figure 7: Interface of our question decomposition task, including the annotation instructions.

Instructions:

Thank you for participating in this task! **The goal of this task is to verify complex claims that politicians make: we want to break these claims down into simple pieces and understand how each of these pieces is individually supported or refuted by some evidence.** Below is a claim made by Joe Biden:

“We have now created over 3 million jobs since I took office, more jobs than have ever been created in the first five months of any presidency in modern history.”

If we want to check if the whole claim is true, we would like to check the two sub-claims he made: (1) Have over 3 million jobs been created since Biden took office? (2) Is the number of jobs created in the first five months more than any presidency in modern history?

Don't worry if you don't have a background on the issue discussed in the claim, your job is not fact-checking. We will provide a document written by a fact checker verifying the claim. The task is as follows:

Verify the questions of a claim:

Below we offer several questions related to one claim, you will see an article corresponding to the claim written by the professional fact-checkers. Your task is to **select the paragraphs in the article that either support or refute the question you wrote**. For each paragraph, we provide you three choices:

1. **Support:** This paragraph provides supporting evidence to your question (according to this paragraph, the answer to your question is “Yes”).

2. **Refute:** This paragraph provides refuting evidence to your question (according to this paragraph, the answer to your question is “No”).

3. **Context:** This paragraph doesn't directly support or refute the question but acts as context to make you better understand the background of the claim. Every paragraph that is not directly support or refute the question should be marked as context.

Usually, there are 1-3 paragraphs that act as the supporting/refuting evidence for the question. We provide an example below to help you better understand the task:

Question: Was George Romney a liberal Republican?

Paragraphs	Choice	Explanation
“After U.S. Sen. Mitt Romney cast the lone Republican vote in favor of impeaching President Donald Trump, viral news about the Utah politician flooded Facebook.	Context	Background of this claim
One post zeroed in on his dad: ““You see, his father, U.S. Senator George Romney, was a liberal Republican who had ties to Saul Alinsky, yes, the same dude who wrote the book, Rules For Radicals and dedicated to Satan,”” states the Feb. 6 post.	Context	Background of this claim
This post was flagged as part of Facebook's efforts to combat false news and misinformation on its News Feed. (Read more about our partnership with Facebook.)	Context	Background of this claim
The post wrongly called George Romney a U.S. senator — he was governor of Michigan between 1963 and 1969. (The author of the post later changed the wording to call George Romney a politician.) Gov. Romney was known as a moderate who was sometimes at odds with his Republican Party. In 1969, he was appointed by President Richard Nixon as Secretary of Housing and Urban Development.	Support	“Gov. Romney was known as a moderate” indicates George Romney is a liberal Republican

Question: Did Saul Alinsky write the book “Rule For Radicals”?

Paragraphs	Choice	Explanation
Alinsky was a Chicago community organizer who wrote the 1971 book “Rules for Radicals: A Practical Primer for Realistic Radicals.” The book offers advice to activists seeking to influence public policy, covering topics such as class differences and tactics such as disrupting meetings and winning media attention.	Support	From the paragraph we know Alinsky wrote the book “Rules for Radicals”
Alinsky didn't dedicate his book to Satan. The word “dedication” isn't included in the intro — though he does have a “personal acknowledgments” section where Alinsky listed his wife and editors.	Context	Not directly related to the question
However, Alinsky did indeed include an opening blurb on Lucifer, attributed to Alinsky himself. The epigraph is one of three; the other two quote Rabbi Hillel and philosopher Thomas Paine.	Context	Not directly related to the question

Question: Did Saul Alinsky dedicate the book, Rules For Radicals to Satan?

Paragraphs	Choice	Explanation
Alinsky was a Chicago community organizer who wrote the 1971 book “Rules for Radicals: A Practical Primer for Realistic Radicals.” The book offers advice to activists seeking to influence public policy, covering topics such as class differences and tactics such as disrupting meetings and winning media attention.	Context	Not directly related to the question
Alinsky didn't dedicate his book to Satan. The word “dedication” isn't included in the intro — though he does have a “personal acknowledgments” section where Alinsky listed his wife and editors.	Refute	From the paragraph we know he didn't dedicate his book to Satan
However, Alinsky did indeed include an opening blurb on Lucifer, attributed to Alinsky himself. The epigraph is one of three; the other two quote Rabbi Hillel and philosopher Thomas Paine.	Context	Not directly related to the question

Claim

Donald Trump stated on January 8, 2018 in a tweet: “ African American unemployment is the lowest ever recorded in our country . The Hispanic unemployment rate dropped a full point in the last year and is close to the lowest in recorded history . Dems did nothing for you but get your vote ! ”

Veracity made by the professional fact-checkers: **mostly-true**

You can navigate all of the questions by clicking the following buttons. Notice that you have to finish all the questions before submitting. If you feel the evidence is bad in general, e.g., none of the questions can be answered from the evidence, you may click the “bad evidence” button.

Question 0

Question 1

Question 2

Question 3

Question 4

Is African American unemployment the lowest ever recorded in the US in 2018?

The evidence is bad?

Yes

No

[0] “President Donald Trump and his team found several positives to tout from the newest round of employment numbers . On Jan. 5 , the day the new numbers were released , presidential daughter and White House official Ivanka Trump tweeted , ““ The unemployment rate for African Americans fell to 6.8 percent , the lowest ever recorded . We are working hard to bring this rate down even further . ““

support

refute

context

[1] The president himself echoed the talking point in his own tweet Jan. 8 : ““ African American unemployment is the lowest ever recorded in our country . The Hispanic unemployment rate dropped a full point in the last year and is close to the lowest in recorded history . Dems did nothing for you but get your vote ! # NeverForget @foxandfriends . ““ How accurate is the president 's tweet ? He 's right on the numbers but leaves out economic gains for those groups under Democratic control .

support

refute

context

[2] Unemployment rates

support

refute

context

[3] In December 2017 , African - American unemployment fell to 6.8 percent . That 's a record low since the statistic was first calculated in 1972 . The previous record low was 7 percent in April 2000 and September 2017 . The Hispanic unemployment also dropped by a full percentage point , from 5.9 percent in December 2016 to 4.9 percent in December 2017 . As the president said , this is close to the data point 's all - time low , which was 4.8 percent in October and November 2017 .

support

refute

context

[4] Did Democrats do ““ nothing ““ for black and Hispanic unemployment ? The tweet would have been accurate if Trump had stopped after the numbers . But his dig on the Democrats marred his talking point . The unemployment rate for both groups declined dramatically on President Barack Obama 's watch . Black unemployment peaked at 16.6 percent in April 2010 , when Obama was president . It then fell by more than half to 7.8 percent by the time Obama left office in January 2017 .

support

refute

context

[5] Hispanic unemployment , meanwhile , peaked at 13 percent in August 2009 , then fell to 5.9 percent at the end of Obama 's term in January 2017 -- also a drop of more than half . We should note that presidents do n't deserve either full credit or full blame for the unemployment rate on their watch . The president is not all - powerful on economic matters ; broader factors , from the business cycle to changes in technology to demographic shifts , play major roles .

support

refute

context

[6] The White House did not reply to an inquiry for this article .”

support

refute

context

Submit

Figure 8: Interface of our evidence annotation task used in section 6, including the annotation instructions.

Instruction:

In this task, you will be given a political claim which may contain true facts and misinformation. We also present two sets of questions related to the claim. Your task is to determine how helpful each question set is in terms of judging the veracity of the claim. For example, whether knowing the answer to each question could help you draw a conclusion that the claim is true, false, half-true, etc. (1 = knowing the answers of the questions, you have no idea whether the claim is true or false, 5 = knowing the answers of the questions, you can make an accurate judgement)

Claim:

Bernie Sanders
stated on May 10, 2019 in a tweet:
Says Wisconsin payday loans have a 574% average annual interest rate, "exploitative lending that keeps Americans trapped in debt"

Question Set A:

What is the true average annual interest rate?
What has been done about limiting the highest interest rates?
least helpful most helpful



Question Set B:

Do Wisconsin pay day loans have an average 574 percent interest rate?
Does Wisconsin state have some of the highest interest rates on payday loans in the nation?
Can high interest rates on pay day loans keep borrowers in debt?
least helpful most helpful



Submit

Figure 9: Interface of our user study conducted in section 5.2, including the annotation instructions.

Claim: JD Wooten stated on August 24, 2018: " My opponent , Rick Gunn , blocked the expansion of Medicaid — costing half a million people health insurance , including at least 23,000 veterans . "

Annotator A

- Q1 : Did Rick Gunn block the expansion of Medicaid ? ☐
- Q2 : Did half a million people lose health insurance under the bill Rick Gunn voted for ? ☐
- Q3 : Did a sizable number of people lose health insurance under the bill Gunn voted for ? ☒
- Q4 : Did a large number of veterans lose health insurance because of the bill Gunn voted for ? ☐

Annotator B

- Q1 : Did Rick Gunn block the expansion of Medicaid ? ☐
- Q2 : Is this blockage depriving half a million people of health insurance ? ☐
- Q3 : Are roughly 23,000 of these people deprived of health insurance veterans ? ☐

Claim: Hillary Clinton stated on February 4, 2016 in a debate: " We bailed out " Johnson Controls when " we saved the auto industry " and " now they want to avoid paying taxes . "

Annotator A

- Q1 : Did we directly bail out Johnson Controls when we saved the auto industry ? ☐
- Q2 : Did Johnson Controls benefit in any aspect from federal bailouts ? ☐
- Q3 : Does Johnson Controls want to avoid paying taxes ? ☐
- Q4 : Did Johnson want to avoid paying taxes because of being bailed out ? ☒

Annotator B

- Q1 : Did Johnson Controls directly benefit from the auto industry bailouts ? ☐
- Q2 : Did Johnson Controls benefit in any way from the auto industry bailouts ? ☐
- Q3 : Is Johnson Controls trying to avoid paying U.S. taxes ? ☐

Figure 10: Two examples of our inter-annotator agreement assessment: giving two set of questions, we mark questions of which the semantics cannot be matched to the other annotator's set. Here, the black box denotes the marked question.

Claim	Predicted Questions	Annotated Questions
Chip Roy stated on May 6, 2020 in an interview: Wisconsin has not had a spike in coronavirus cases that was statistically significant related to the fact that they had voting.	<p>Is there any proof Wisconsin had a spike in coronavirus cases related to voting?</p> <p>Did any other states have a spike in coronavirus cases related to voting?</p> <p>Were the spikes in coronavirus cases in Wisconsin statistically significant?</p>	<p>Did Wisconsin have a spike in coronavirus cases?</p> <p>Did Wisconsin have a spike in coronavirus cases that was related to voting?</p> <p>Were any coronavirus cases in Wisconsin linked to the election?</p>
Bill Maher stated on February 10, 2016 in an essay in The Hollywood Reporter: Why are Muslim armies so useless against ISIS? ... There are 20,000 or 30,000 (ISIS fighters). The countries surrounding ISIS have armies totaling 5 million people.	<p>Are there only 20,000 to 30,000 ISIS fighters in total?</p> <p>Do the countries surrounding ISIS have armies totaling 5 million people?</p> <p>Are the armies of the countries surrounding ISIS ineffective against ISIS?</p> <p>Was the number of ISIS fighters in total greater than the armies of the countries surrounding ISIS?</p>	<p>Do countries sharing a direct border with ISIS strongholds have 5 million troops?</p> <p>Are there 20,000 or 30,000 (ISIS fighters)?</p> <p>Does the figure for total armies include reserve troops?</p> <p>Are these countries surrounding ISIS politically involved with them?</p>
Charlie Kirk stated on February 24, 2020 in a tweet: "Three Chinese nationals were apprehended trying to cross our Southern border illegally. Each had flu-like symptoms. Border Patrol quickly quarantined them and assessed any threat of coronavirus."	<p>Were these Chinese nationals quarantined once they were apprehended?</p> <p>Were these Chinese nationals suspected of having the coronavirus?</p> <p>Have any other coronavirus cases been reported in this area?</p> <p>Would this group of people be considered a high risk for the coronavirus?</p>	<p>Did three people from China attempt to cross the southern border illegally?</p> <p>Did all three people from China have flu-like symptoms?</p> <p>Did Border Patrol quarantine the three people from China?</p> <p>Did any of the three Chinese people have the coronavirus?</p>

Figure 11: Questions generated by the QG-MULTIPLE model, compared with the annotations.