

Codes for Preventing Zeros at Partially Defect Memory Positions

Haider Al Kim^{1,2}, Kai Jie Chan³,

¹Institute for Communications Engineering, Technical University of Munich (TUM), Germany

²Electronic and Communications Engineering, University of Kufa (UoK), Iraq

³Singapore Institute of Technology (SiT) and TUM-Asia, Singapore

Email: haider.alkim@tum.de, CHAN KAI JIE <1802319@sit.singaporetech.edu.sg>

Abstract—This work deals with error correction for non-volatile memories that are partially defect-at some levels. Such memory cells can only store incomplete information since some of their levels cannot be utilized entirely due to, e.g. wearout. On top of that, this paper corrects random errors $t \geq 1$ that could happen among u partially defective cells while preserving their constraints. First, we show that the probability of violating the partially defective cells' restriction due to random errors is not trivial. Next, we update the models in [1] such that the coefficients of the output encoded vector plus the error vector at the partially defect positions are *nonzero*. Lastly, we state a simple theorem for masking the partial defects using a code with a minimum distance d such that $d \geq (u+t)+1$. "Masking" means selecting a word whose entries correspond to writable levels in the (partially) defect positions. A comparison shows that, for a certain BCH code, masking u cells by this theorem is as good as using the complicated coding scheme proven in [1, Theorem 1].

Index Terms—flash memories, phase change memories, non-volatile memories, defective memory, (partially) defect cells, stuck-at errors, error correction codes, BCH codes

I. INTRODUCTION

The growing demand for energy-efficient memory solutions that exhibit short processing times has fueled the adoption of non-volatile memory. Research has shown that phase change memories (PCMs), a type of non-volatile memories, are highly efficient, thus making them a viable replacement for current storage technology such as DRAM in the foreseeable future. A distinctive feature of a PCM cell is its ability to alter between two main states, namely, an amorphous state and crystalline state which also directly correspond to the OFF and ON states or logic '0' and '1' respectively. The crystalline is further defined by its multiprogrammed levels. As a result of failure due to heating and cooling processes of the cell, PCMs may be unable to change their states. In such an event, the cell is termed as a defect memory cell since it can only store a single phase. In multi-level PCMs, like the dual PCMs due to the processes of the cells, failure may happen at a position in between both extreme end states in the partially crystalline states, and thus the cell is called *partially defect memory cell* [2]–[5]. In flash memory, different amounts of charge are used to represent the various levels within the cells. If one wants to overwrite the stored information, one could either raise the defect-at level or reset the whole cell to its original amorphous state. Since the latter method shaves off the lifespan of such memory devices, this paper considers only raising the level

using a mechanism called *masking*. This technique ensures that memory is correctly utilised in the defective cells by checking that a codeword fits the defect level within the cells.

A. Related Work

Code constructions capable of masking defect memory cells and correcting errors during the storing and reading procedure are put forth in [6]. However, [6] considers classical defects-errors correcting code constructions so the author suggested relatively large redundancy, i.e. the required check symbols are at least the number of defects. Later, reductions in the redundancy needed for masking *partially* defect cells are achieved in [7]. Nevertheless, this paper does not regard error correction on top of masking. A more recent scenario in [1] considers code constructions for simultaneous masking of partially defect cells and error correction by synthesizing techniques from [6] and [7]. The code constructions in [1] are formed under the supposition that when errors occur in the partially defect cells, they concede to the partially defect constraint. However, that is not guaranteed to always happen since it is merely an idealised *assumption*. Ignoring this assumption, we end up with $c_i + e_i = 0$ for $c_i = q - 1$ and (coincidentally) $e_i = 1$ if e_i occurs before writing to the memory of partial defects (see Figure 1). Therefore, although the encoding algorithm successfully provides a vector that matches the partial defects, the storing process might fail to present a vector that can be properly placed on that memory due to random errors, or the reading process might be unsuccessful due to *mag-1* error (magnitude error as defined in Section II-B2) [8].

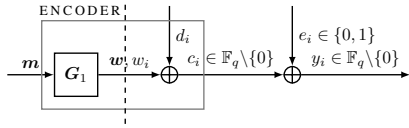
B. Our Contribution

In response to the aforementioned limitation, we want to ensure that the partially defect constraint is always met by fulfilling $\{\text{for all } i : 1 \leq c_i \leq q - 2\}$, given the assumption that $e \in \{0, 1\}^n$. In this paper, we first show that the probability of the reverse assumption in [1] (the output vector coordinates at the partially stuck positions become zeros due to random errors) is not trivial. Then, modified methods from [1] to obtain code constructions for joint masking partially defect cells and correcting errors have been conducted. This modification ensures that if the errors *jointly happen at the partially defect positions*, the partially defect constraint is always fulfilled. Our cost of relaxing the restriction from [1] is that the updated versions of the code constructions in this paper can deal with less u , precisely half compared to the constructions proven in [1]. Although our method comes at the cost of masking capability as less number of u cells can be treated than [1] given the same required redundancy, our

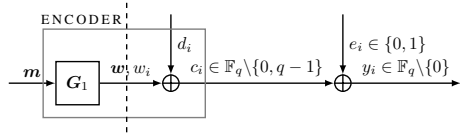
This work has received funding from the German Academic Exchange Service (Deutscher Akademischer Austauschdienst, DAAD) under the support program ID 57381412, and the European Union's Horizon 2020 research and innovation program through the Marie Skłodowska-Curie under Grant No. 713683 and No. 801434.

Legend

m : message vector
 G_1 : generator matrix
 $w = m \cdot G_1$: augmented message vector
 ϕ : partially stuck positions, where $i \in \phi$
 d : masking vector
 c : codeword
 e : error vector
 y : corrupted codeword



(a) Assumption $c_i + e_i \neq 0$ in [1].



(b) Guarantee $c_i + e_i \neq 0$ in this work.

Figure 1: Encoding process showing the masking and the disturbance stages.

work is more realistic in the regard of a physical memory with partial defects that suffers random errors as well.

II. PRELIMINARIES

A. Notations

For a prime power q , \mathbb{F}_q denotes the finite field of order q . To coincide with the notations in [1], we let k_1 be the number of information symbols, l be the required symbol(s) for masking, r be the required redundancy for error correction, t be the number of errors, u be the number of (partially) defect cells. Let d be a code minimum distance, and let n be the code length and also the memory size. $\phi = \{\phi_0, \phi_1, \dots, \phi_{u-1}\} \subseteq [n]$ denotes the set of locations for u partially stuck cells and s_i denotes the (partially) defect level at any position, where $i \in \phi$. In general, for positive integers h, f we denote by $[h]$ the set of integers $\{0, 1, \dots, h-1\}$ and $[h, f] = \{h, h+1, \dots, f-1\}$. Vectors and matrices are denoted by lowercase and uppercase boldface letters, e.g. \mathbf{a} and \mathbf{A} , and are indexed starting from 0. We denote $\text{RRE}(\mathbf{A}^{(u)})$ the reduced row Echelon form of a matrix $\mathbf{A}^{(u)}$ that has columns indexed by u . Note that all calculations are done in finite field \mathbb{F}_q .

B. Definitions

1) *Partially Defective Cells*: If a cell is unable to switch its value and always stores the value $s \in [q]$, the cell is termed as being *defect at level s* . On the other hand, if a cell is only able to store values greater than or equal to $s \in [q]$, it is termed as being *partially defect at level s* . A healthy cell which can store any of the q levels is equivalent to a cell that is partially defect at 0.

An $(n, M)_q(u, t)$ -PDMC code \mathcal{C} is a *partially defect at masking code* which is a coding system with an encoder \mathcal{E} and decoder \mathcal{D} . The input of the encoder \mathcal{E} includes

- the set of locations ϕ for u partially defect cells,
- the partially defect levels $s_i = 1$, for all $i \in \phi$,
- a message $m \in \mathcal{M}$, with \mathcal{M} being a message space of size $|\mathcal{M}| = M$.

(Partially) Defect at - 2 2
 (Partially) Defect at - 1 1
 (Partially) Defect at - 0 0
 Normal cell stores any value /
 Value that cell can store /
 No value can be stored /

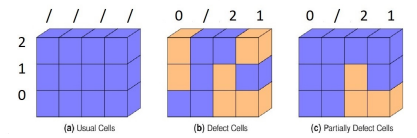


Figure 2: Difference between usual, defect, and partially defect cells.

It produces a codeword $c \in \mathbb{F}_q^n$ which obeys $\forall i \in \phi : c_i + e_i \geq s_i$. The decoder \mathcal{D} maps input $c + e$ to the correct message m for all error vectors e of Hamming weight maximally t , i.e., e adds distance $\leq t$ to any codeword. We say u -PDMC when $t = 0$ (masking only) [7].

2) *Error Type*: A dominant error type in non-volatile memory is *mag-1* error (magnitude error) in which for any symbol $x \in \mathbb{F}_q$ that was written to a memory cell, the cells suffers *mag-1* if the read process returns $x' \in \mathbb{F}_q$ such that $|x' - x| = 1$. Hence, for this paper the error vector e is considered of coordinates $\in \{0, 1\}^n$ such that $x' = x + e_i$ for $i \in \phi$. Then $(c_i + e_i) \bmod q = 0$ if and only if $c_i = q - 1$ and $e_i = 1$.

3) *Error Model*: Among n total cells, let there be u partially defect-at-1 cells at positions $\phi = \{\phi_0, \phi_1, \dots, \phi_{u-1}\} \subseteq [n]$. Hence, the set $\Psi \subseteq [n] \setminus \phi$ has the positions of non-defective cells. In this work, we address an *overlapping model* which means the errors can happen in any of $[n]$ positions.

III. PROBABILITY OF OVERLAPPING ERRORS CAUSING ZERO COORDINATES

In the following sequel, we present the probability of t errors in the *overlapping model* that is in our interest for the entire work of this paper. Then in the subsequent section, we take into consideration how to accommodate errors if they coincidentally happen in the position where partially defect-at-1 cells are such that nonzero occurrences in these positions are guaranteed.

Proposition 1. (*Probability of Overlapping Positions*) Let u, t, n be positive integers and $u, t \leq n$. The probability of at least one overlapping between u, t in n positions is

$$\begin{aligned}
 P(u, t|n) = & 1 - \left(\frac{(n-u)}{n} \times \frac{(n-u-1)}{n-1} \times \dots \right. \\
 & \left. \times \frac{(n-u-t+1)}{n-t+1} \right). \quad (1)
 \end{aligned}$$

Proof. It follows the proof of pigeon-hole principle. First, assume there are n empty boxes and u items. We want to put one item from u in each box from n , i.e. one-to-one correspondence. Since $u \leq n$, there are at most $n - u$ empty boxes left after filling the rest with u items. Now, for any new item $t \leq n$, there are only $n - u$ empty (non-overlapping) boxes. Hence, the probability t items occupy only $n - u$ empty boxes is

$$P(t|n-u) = \frac{(n-u)}{n} \times \frac{(n-u-1)}{n-1} \times \dots \times \frac{(n-u-(t-1))}{n-(t-1)}. \quad (2)$$

Then by the union bound on the probabilities, $1 - P(t|n-u)$ is the probability of overlapping t and u which is the expression from (1). \square

Proposition 2. (Probability of Zero Occurrence in Overlapped Positions) Let q be a positive integer. Let Proposition 1 hold such that each n position that suffers overlapping is indexed by the pair (u, t) and has the value $\{n_{(u,t)} \mid n_{(u,t)} = (a+b) \bmod q\}$ for any elements $a, b \in [q], a \neq b$. Then the probability of

$$\{(n_{(u,t)} \mid (n_{(u,t)} = (a+b) \bmod q = 0)\} \quad (3)$$

is

$$\begin{aligned} P(u, t|n, q) = & \frac{1}{q} \left(1 - \left(\frac{(n-u)}{n} \times \frac{(n-u-1)}{n-1} \times \dots \right. \right. \\ & \left. \left. \times \frac{(n-u-t+1)}{n-t+1} \right) \right). \end{aligned} \quad (4)$$

Proof. In each n position of the overlapped pair (u, t) , the value is $n_{(u,t)} = (a+b) \bmod q$. Now, for any $a, b \in [q]$ there are q^2 total combinations of such a pair of the choices of (a, b) , and there are exactly q choices such that $(a+b) \bmod q = 0$. So $P(a, b|q) = \frac{q}{q^2}$ is the probability of an element $a, b \in [q]$ satisfying the condition (3). Since the overlapping happens with probability given in (1) and both events $P(a, b|q)$ and $P(u, t|n)$ are independent, then (3) happens with probability

$$P(u, t|n, q) = P(a, b|q) \cdot P(u, t|n)$$

which is the expression in (4). \square

Remark 1. If $u+t > n$, $P(u, t|n) = 1$ in Proposition 1 that means at least one position in n must be overlapped between u, t . For any $u+t > n$, $P(u, t|n, q) = \frac{1}{q}$ from Proposition 2. Hence, for small values of $q \geq 3$, the probability from (4) is non-trivial, i.e. for $q = 3$, it is the one third and for $q = 4$ it is the quarter.

The probability in (4) motivates us to study how to assure that $(a+b) \bmod q \neq 0$ for any $a, b \in [q]$, and $a \neq b$ by the following constructions.

IV. CODES FOR PREVENTING ZEROS AT PARTIALLY DEFECT POSITIONS DUE TO RANDOM ERRORS, $u \leq \lfloor \frac{q-1}{2} \rfloor$

In the following, we modify the work in [1] such that we guarantee accommodating errors in the presence of partially stuck cells such that $c_i + e_i \geq s_i$.

Construction 1. Let $u \leq \min\{n, \lfloor \frac{q-1}{2} \rfloor\}$ and let [1, Theorem 1] hold. Encoder and decoder are as presented in [1, Algorithm 1] and [1, Algorithm 2] respectively, with slight modification in [1, Algorithm 1] as follows:

- Step 2 finds

$$\left\{ v_j \in \mathbb{F}_q \mid \exists v_{j+1} = v_j + 1 \text{ for all } j \in [\gamma], \right. \\ \left. \text{where } \gamma = q - u \mid w_i \neq (v_j, v_{j+1}) \text{ for all } i \in \phi \right\},$$

- Step 3 takes $-v_{j+1}$.

Then the encoder outputs $c_i \in \mathbb{F}_q \setminus \{0, q-1\}$.

Theorem 1. The coding model in Construction 1 is an $(n, q^{k-1}) (u, t)$ -PDMC.

Proof. Since errors $e_i \in \{0, 1\}$ and since zeros are not allowed in the partially defective positions either by the definition (cf. Fig 2) or induced by e_i , then the output codeword c at the ϕ positions must fulfill

$$\{1 \leq c_i \leq q-2 \mid c_i + e_i \geq s_i\}, \quad (5)$$

where $1 \leq c_i + e_i \leq q-1$. Because $u \leq \lfloor \frac{q-1}{2} \rfloor$, there are $\gamma = q - u > \lfloor \frac{q-1}{2} \rfloor$ values $v_j \in \mathbb{F}_q$ such that for all $i \in \phi$ and for all $j \in [\gamma] : w_i \neq v_j$. Moreover, for $j \in [\gamma]$ there is at least a pair of consecutive $\{v_j \in \mathbb{F}_q \mid \exists v_{j+1} = v_j + 1\}$. Thus, the encoder chooses $-v_{j+1}$. Therefore

$$\begin{aligned} c_i &= w_i - v_{j+1} \\ \Rightarrow c_i &= w_i - v_j - 1. \end{aligned}$$

Because $w_i \neq v_{j+1}$, $w_i - v_j - 1 \neq 0 \Rightarrow w_i - v_j \neq 1$. Further, as $w_i - v_j \neq 0$ as well, then $w_i - v_j - 1 \in \mathbb{F}_q \setminus \{0, q-1\}$. Hence, we obtain $1 \leq c_i \leq q-2$. So far we satisfied the masking condition. Now for $e_i \in \{0, 1\}$, $c_i + (1 \text{ or } 0) \neq 0$. Hence, $c_i + e_i \in \mathbb{F}_q \setminus \{0\}$ and (5) is satisfied as well.

The decoding part of the proof is the same as that of [1, Theorem 1]. \square

The masking capability of Theorem 1 is, however, half that of [1, Theorem 1] ($u \leq \lfloor \frac{q-1}{2} \rfloor$ as compared to $u \leq q-1$ respectively). Nevertheless, we introduce Corollary 1 that shortens the gap such that up to $u \leq q-2$ partially defect-at-1 cells can be masked.

Corollary 1. Theorem 1 can mask up to $u \leq q-2$ partially defect-at-1 cells instead of $u \leq \lfloor \frac{q-1}{2} \rfloor$ if and only if at least a pair of consecutive $v_j, v_{j+1} \in \mathbb{F}_q$ for $j \in [\gamma]$ (necessary condition) exist.

Proof. Let $u = q-2$ partially defect-at-1 cells. Then there must be at least two choices of $v_j \in \mathbb{F}_q \setminus w_i$ (not necessarily consecutive) for $i \in \phi$. Now, if by coincidence $\exists v_{j+1} = v_j + 1$ due to the random augmented message vector, then the proof follows the proof of Theorem 1 while the encoder masks up to $q-2$ partially defect-at-1 cells. \square

In the following, we prove at which probability such a pair of consecutive $(v_j, v_{j+1}) \in \mathbb{F}_q$ exists such that we can mask up to $u = n-1$ partially defect-at-1 cells while assuring nonzero appearances due to errors in the overlapped positions.

Theorem 2. Assume \mathbf{G} is as in [1, Theorem 1] and let $q \leq u \leq k_1$, $s_i = 1$ for all $i \in \phi$. Let the columns of \mathbf{G} labelled by ϕ be linearly independent. The masking probability of the codeword such that $c_i \in \mathbb{F}_q \setminus \{0, q-1\}$ is

$$P(\{v_j, v_{j+1}\}, q, u) = \frac{q}{\binom{q}{2}} \times \left(1 - \frac{\sum_{i=0}^{q-2} (-1)^i \binom{q}{i} (q-i)^u}{q^u} \right) \quad (6)$$

for a message $\mathbf{m} \in \mathbb{F}_q^{k_1}$ that is drawn uniformly at random.

Proof. First we know $|\phi| = u$ and we rewrite the probability in [1, Theorem 3] as follows:

$$P(q, u) = 1 - \frac{\sum_{i=0}^{q-1} (-1)^i \binom{q}{i} (q-i)^u}{q^u}. \quad (7)$$

Then we follow the proof of [1, Theorem 1] with slight modification as follows. As at least two values out of \mathbb{F}_q

elements must be excluded to satisfy (5), the upper sum limit in (7) reduces to $q - 2$ and the probability becomes

$$P(q, u) = 1 - \frac{\sum_{i=0}^{q-2} (-1)^i \binom{q}{i} (q-i)^u}{q^u}. \quad (8)$$

In (8), the inclusion-exclusion technique [9] determines the relative number of vectors in \mathbb{F}_q^u that do not include at least two field elements.

As these two field elements in \mathbb{F}_q are not necessarily consecutive, we need to find the probability of consecutive pairs. To find the number of unique pairs where the pairs are subject to the commutative property, we calculate $\binom{q}{2}$. Among $\binom{q}{2}$ pair sets, there are exactly q sets that have two consecutive pairs (including the pair $\{q-1, 0\}$ which has elements that are consecutive due to modulo operation). Hence, the probability of consecutive v_j and $v_{j+1} \in \mathbb{F}_q$ is

$$P(\{v_j, v_{j+1}\}, q) = \frac{q}{\binom{q}{2}}. \quad (9)$$

Combining (8) and (9) gives (6). \square

Example 1. Let $q = 3$, $n = 8$, $r = 0$. The probability to mask $u = n - 1$ partially defect-at-1 cells such that the output vector satisfies (5) due to the existence of two consecutive elements $(v_j, v_{j+1}) \in \mathbb{F}_q$ is $P(\{v_j, v_{j+1}\}, 3, 7) = 0.175$.

We would like to mention here that instead of the construction using a generator matrix as shown in Theorem 1, we could also use an alternative method using the *partitioned cyclic code construction* as shown in [1, Theorem 2]. In this scenario, corresponding to the all-one vector, we use an all-one polynomial. Then, we can mask $u \leq \lfloor \frac{q-1}{2} \rfloor$ partially defect-at-1 cells and fulfill (5) by finding v_{j+1} (as stated in the proof of Theorem 1), and multiplying v_{j+1} by the all-one polynomial in Step 7 in [1, Algorithm 3] where the coefficients of the output polynomial $c(x)$ are in \mathbb{F}_q as shown in Step 8 in [1, Algorithm 3].

Remark 2. The assumption that e is of coordinates $\in \{0, 1\}$ could be generalized such that $e \in \{0, x\}$, where $x \in \mathbb{F}_q \setminus \{0\}$. Then consecutive elements $(v_j, v_{j+1}) \in \mathbb{F}_q$ such that v_{j+1} satisfying (5) also exist.

V. CODES FOR PREVENTING ZEROS AT PARTIALLY DEFECT POSITIONS DUE TO RANDOM ERRORS, $\lfloor \frac{q-1}{2} \rfloor + 1 \leq u \leq n$

In this part of the paper, we first provide Lemma 1 as our ingredient for the generalization to mask any u while preventing zeros in the partially stuck positions due to random errors.

Lemma 1. Let [7, Theorem 7] hold and let each block length of $RRE(\mathbf{H}^{(u)})$ be $\leq \lfloor \frac{q-1}{2} \rfloor$. Then, there exists a u -PDMC over \mathbb{F}_q of length n and redundancy $r = 2\kappa$ that has the coefficients at u positions in $\mathbb{F}_q \setminus \{0, q-1\}$.

Proof. The proof closely resembles that of [7, Theorem 7]. To that end, we assume w.l.o.g. that each block length is precisely $\lfloor \frac{q-1}{2} \rfloor$; it is clear that the same principle applies if it is shorter. Using the notation within the proof of [7,

Theorem 7], pertaining to the i -th block and for all $z_i \in \mathbb{F}_q$ we have

$$z_i \cdot H_{i,j} + (w_j + z_{i-1} \cdot H_{i-1,j} + \dots + z_0 \cdot H_{0,j}) \in \mathcal{F}_i, \\ \text{where } \mathcal{F}_i \subset \mathbb{F}_q \text{ with } |\mathcal{F}_i| \leq \left\lfloor \frac{q-1}{2} \right\rfloor, \\ \forall i \in [2\kappa], j \in \left[i \left\lfloor \frac{q-1}{2} \right\rfloor, (i+1) \left\lfloor \frac{q-1}{2} \right\rfloor \right], \quad (10)$$

because there are (at most) $\lfloor \frac{q-1}{2} \rfloor$ constraints in (10) and q possible values for z_i , there are at least two possible consecutive values v_j and v_{j+1} in each of the $i \in [2\kappa]$ blocks. The encoder picks $z_i = v_{j+1}$ in its corresponding i -th block to come up with the vector $\mathbf{z} = (z_0, z_1, \dots, z_{2\kappa-1})$. Hence,

$$(z_0, z_1, \dots, z_{2\kappa-1}) \cdot RRE(\mathbf{H}^{(u)})$$

masks the $i \lfloor \frac{q-1}{2} \rfloor$ -th to $((i+1) \lfloor \frac{q-1}{2} \rfloor - 1)$ -th partially defect-at-1 cells for any $z_0, \dots, z_{i-1}, z_i, z_{i+1}, \dots, z_{2\kappa-1}$ since

$$z_i \cdot H_{i,j} + (w_j + z_{i-1} \cdot H_{i-1,j} + \dots + z_0 \cdot H_{0,j}) \\ \notin \{0, q-1\}, \forall j \in \left[i \left\lfloor \frac{q-1}{2} \right\rfloor, (i+1) \left\lfloor \frac{q-1}{2} \right\rfloor \right].$$

This principle encompasses all 2κ blocks of $\lfloor \frac{q-1}{2} \rfloor$ cells and column permutations of $RRE(\mathbf{H}^{(u)})$ are clearly not an issue to this approach. \square

Now, by replacing the all-one vector in Theorem 1 with a parity-check matrix \mathbf{H} from Lemma 1, we introduce Theorem 3 to be able to mask $u \leq n$ partially defect-at-1 cells while satisfying (5).

Construction 2. Let $u \leq n$ and $s_i = 1$. Suppose \mathbf{G} in [1, Theorem 4] has a submatrix $\mathbf{H} \in \mathbb{F}_q$ of dimensions $2\kappa \times n$ from Lemma 1.

Encoder and decoder are as presented in [1, Algorithms 5 and 6]. Then the encoder outputs $c_i \in \mathbb{F}_q \setminus \{0, q-1\}$.

Theorem 3. The coding model in Construction 2 is an $(n, q^{k-2\kappa})$ (u, t) -PDMC.

Proof. Masking: in order to mask each constituent "block" of $RRE(\mathbf{H}^{(u)})$ following Lemma 1 such that $c_i \in \mathbb{F}_q \setminus \{0, q-1\}$, the encoder picks $z_i \in \mathcal{F}_i \subset \mathbb{F}_q$ is not equal to $w_i \in \mathbb{F}_q \setminus \mathcal{F}_i$.

Error Correction: it follows exactly the part of the proof of [1, Theorem 4] since we use the full rank matrix \mathbf{G} of a code that has enough minimum distance to correct at most t errors. \square

Remark 3. By halving the maximum length of each block, the number of rows of $RRE(\mathbf{H}^{(u)})$ in Lemma 1 is at least twice that of [7, Theorem 7] for fixed q and u . This implies we require double the redundancy for masking while correcting the error in the overlapping model compared to the masking only case given in [7, Theorem 7].

We improve Theorem 3 by introducing Theorem 4 such that we reduced the required redundancy for masking in a similar way given in [7, Theorem 8] through Lemma 2.

Lemma 2. Let $u \leq \min\{\lfloor \frac{q-1}{2} \rfloor + d - 2, n\}$, and let [7, Theorem 8] hold. Then, the existence of a u -PDMC over \mathbb{F}_q of length n and redundancy $r = n - k$ is guaranteed.

Proof. According to Lemma 1, $\text{RRE}(\mathbf{H}^{(u)})$ has block size $\leq \lfloor \frac{q-1}{2} \rfloor$. Hence, following the proof of [7, Theorem 8], we obtain $u - d + 2 \leq \lfloor \frac{q-1}{2} \rfloor$. Therefore, we can mask any u partially defect-at-1 cells with $\mathbf{H} \in \mathbb{F}_q^{r \times n}$ as a special case of $\mathbf{H} \in \mathbb{F}_q^{2r \times n}$ from Lemma 1. \square

Construction 3. Let $u \leq \lfloor \frac{q-1}{2} \rfloor + d_0 - 2$ and $s_i = 1$. Let [1, Theorem 4] hold and suppose a subcode \mathcal{C}_0^l of \mathcal{C} is generated by a systematic $l \times n$ parity-check matrix \mathbf{H}_0 whose dual code is an $[n, k_1 + r, d_0 \geq u - \lfloor \frac{q-1}{2} \rfloor + 2]_q$ code \mathcal{C}_0 .

Encoder and decoder are as stated in [1, Algorithm 5] and [1, Algorithm 6] respectively, with slight modification in [1, Algorithm 5] as follows:

- Step 2 finds z as shown in the proof of Lemma 1.

Then the encoder outputs $c_i \in \mathbb{F}_q \setminus \{0, q-1\}$.

Theorem 4. The coding model in Construction 3 is an $(n, q^{k-1}) (u, t)$ -PDMC.

Proof. For Theorem 4, we use $\mathbf{H}_0 \in \mathbb{F}_q^{l \times n}$ from Lemma 2. As pointed out in the proof of Lemma 1, the encoder chooses $z_i = v_{j+1}$ for each of the $i \in [l]$ blocks within \mathbf{H}_0 such that (10) is fulfilled. Therefore, all u partially defect-at-1 cells are successfully masked while $c_i \in \mathbb{F}_q \setminus \{0, q-1\}$ for $i \in \phi$.

The error correction part of the proof follows the proof of [1, Theorem 4]. \square

In the following section, we prove and discuss that masking the partial defective cells explicitly in the mean of the error correcting code capability could be an option for some code parameters. So we give Theorem 5.

VI. CORRECTING $(u+t)$ ERRORS

Theorem 5. Let $\{0 \leq u, t \leq n \mid u+t < n\}$. Let the encoder introduce artificial errors in ϕ by setting the values in each ϕ to 1. Assume there is an $[n, k, d \geq 2(t+u)+1]_q$ code \mathcal{C} . Then there is an $(n, q^k) (u, t)$ -PDMC.

Proof. Since the encoder introduces intentional errors in ϕ by setting the values in each $i \in \phi$ to 1, all ϕ locations are masked (nonzero). Now, as code \mathcal{C} has enough minimum distance $d \geq 2(t+u)+1$, it can correct the channel errors t and u artificial errors. \square

We discuss in Section VII that Theorem 5 could be comparable with using a complicated error correcting and masking code construction suggested in [1, Theorem 1] for few code parameters.

VII. COMPARISON

Let us take $[114, 8, 79]_7$ BCH code, then the code rate equals (0.0701). Here, we can correct up to $u+t = 39$ errors as $d = 79$. On the contrary, application of [1, Theorem 1] using $[114, 9, 67]_7$ BCH code for $u = 6$ achieves the same previous rate as follows. The latter BCH code has the rate (0.07889). As we require a single symbol for masking $u = 6$ by [1, Theorem 1], that is $(\frac{1}{114} = 0.00879)$ for this code, we obtain the rate $(0.07889 - 0.00877 = 0.0701)$ which is exactly the rate for the former BCH code, and we are also able to correct $u+t = 6+33 = 39$ errors. We conclude that direct application of Theorem 5 could be as good as employing [1, Theorem 1]. However, for most codes parameters, the

application of Theorem 5 is not practical as the required check symbols are considerably large to obtain a code \mathcal{C} with enough minimum distance $d \geq 2(t+u)+1$ to correct both $(t+u)$ errors. For $u \geq q$ and by the prior argument, we infer also that Theorem 5 is much worse in comparison with [1, Theorem 4] and Construction 2.

VIII. CONCLUSION

In this work, we have shown first the probability of intersections between t errors and u cells. Then we proved that the probability of such overlapping resulting in zeros in the partial defects positions is non-trivial (i.e. for $q = 3$, one third of the overlapping cases leads to zeros in the partially defective positions). Hence, we have modified the constructions given in [1] such that the encoded vector never attains 0 or $q-1$ at partial defects locations. Such modification ensures if the support of the error vector $\{e \in \{0, 1\}^n \mid wt(e) \leq t\}$ occurs at the partially defective locations, the resulting vector's coefficients at these positions are *assured* to be nonzero. As two values from the set $[q]$ in the output vector are forbidden, this modification requires the double of the redundancy proven in [1]. We also showed that it is possible, for few code parameters, to directly mask the partially defective cells by the error correcting code capability instead of sophisticated error-correcting and defect-masking schemes. Future work could be conducted to compare between the required check symbols applying Theorem 1 or Theorem 4, and the overall required parities using Theorem 5, given q, u, k and n .

IX. APPENDIX

Example 2 (Preventing Zero Occurrences at Partially Defect Memory Cells caused by Errors using Theorem 1). Let $q = 5$ and $n = 8$. We would like to store the message vector $\mathbf{m} = (4, 2, 3) \in \mathbb{F}_q^{k-1}$, correct $t = 1$ error and mask the $u = 2 \leq \lfloor \frac{q-1}{2} \rfloor$ partially defect positions $\phi_0 = 0$ and $\phi_1 = 4$. By Construction 1, we require:

$$\mathbf{G} = \begin{bmatrix} \mathbf{G}_1 \\ \mathbf{1}_n \end{bmatrix} = \begin{bmatrix} \mathbf{0}_{k_1 \times 1} & \mathbf{I}_{k_1} & \mathbf{P}_{k_1 \times r} \\ \mathbf{1}_{1 \times n} \end{bmatrix} = \begin{bmatrix} 0 & 1 & 0 & 0 & 2 & 2 & 0 & 3 \\ 0 & 0 & 1 & 0 & 4 & 3 & 1 & 2 \\ 0 & 0 & 0 & 1 & 2 & 3 & 1 & 0 \\ 1 & 1 & 1 & 1 & 1 & 1 & 1 & 1 \end{bmatrix}$$

- 1) Compute $\mathbf{w} = \mathbf{m} \cdot \mathbf{G}_1 = (0, 4, 2, 3, 2, 3, 0, 1)$
- 2) Find $-v_{j+1}$. Under the condition $w_i \neq v_j$, we have $v_0 = 1$, $v_1 = 3$ and $v_2 = 4 = v_1 + 1$ for $w_{\phi_0} = 0$ and $w_{\phi_1} = 2$. Therefore, it follows that $-v_2 = 1$.
- 3) The codeword is $\mathbf{c} = \mathbf{w} - v_2 \cdot \mathbf{1}_n = (\underline{1}, 0, 3, 4, \underline{3}, 4, 1, 2)$.

As shown from \mathbf{c} , the underlined red positions are nonzero (masked!) and $(\neq 4)$. By [1, Algorithm 2], the decoding process goes as follows:

- 1) Let's say the error occurs at position $\phi_1 = 4$, then $\mathbf{y} = \mathbf{c} + \mathbf{e} = (\underline{1}, 0, 3, 4, \underline{4}, 4, 1, 2)$. This error does not violate the partially defective cells constrain.
- 2) Following the remaining steps, we have $\hat{\mathbf{m}} = (4, 2, 3) = \mathbf{m}$.

As mentioned in Corollary 1, we could mask more partially defect cells. We reuse the same example, this time opting to mask $u = 3 \leq q-2$ partially defect cells at positions $\phi_0 = 0$, $\phi_1 = 1$ and $\phi_2 = 7$ instead. Notice that by sheer coincidence, we have a pair of consecutive v_j , namely $v_0 = 2$ and $v_1 = 3 = v_0 + 1$. Hence, we are able to mask all partially defect cells using the remaining steps of [1, Algorithm 1].

REFERENCES

- [1] H. Al Kim, S. Puchinger, and A. Wachter-Zeh, "Error Correction for Partially Stuck Memory Cells," in *2019 XVI International Symposium "Problems of Redundancy in Information and Control Systems" (REDUNDANCY)*, Moscow, Russia, 2019, pp. 87–92.
- [2] B. Gleixner, F. Pellizzer, and R. Bez, "Reliability characterization of phase change memory," in *2009 10th Annual Non-Volatile Memory Technology Symposium (NVMTS)*. IEEE, 2009, pp. 7–11.
- [3] K. Kim and S. J. Ahn, "Reliability investigations for manufacturable high density pram," in *2005 IEEE International Reliability Physics Symposium, 2005. Proceedings. 43rd Annual. IEEE, 2005*, pp. 157–162.
- [4] S. Lee, J.-h. Jeong, T. S. Lee, W. M. Kim, and B.-k. Cheong, "A study on the failure mechanism of a phase-change memory in write/erase cycling," *IEEE Electron Device Letters*, vol. 30, no. 5, pp. 448–450, 2009.
- [5] A. Pirovano, A. Redaelli, F. Pellizzer, F. Ottogalli, M. Tosi, D. Ielmini, A. L. Lacaita, and R. Bez, "Reliability study of phase-change nonvolatile memories," *IEEE Transactions on Device and Materials Reliability*, vol. 4, no. 3, pp. 422–427, 2004.
- [6] C. Heegard, "Partitioned Linear Block Codes for Computer Memory with 'Stuck-at' Defects," *IEEE Trans. Inf. Theory*, vol. 29, no. 6, pp. 831–842, 1983.
- [7] A. Wachter-Zeh and E. Yaakobi, "Codes for Partially Stuck-at Memory Cells," *IEEE Trans. Inf. Theory*, vol 62, no. 2, pp. 639-654, 2016.
- [8] A. Solomon and Y. Cassuto, "Error-Correcting WOM Codes: Concatenation and Joint Design," in *IEEE Transactions on Information Theory*, vol. 65, no. 9, pp. 5529-5546, Sept. 2019, doi: 10.1109/TIT.2019.2917519.
- [9] R. P. Stanley, *Sieve Methods*. Boston, MA: Springer US, 1986, pp. 64–95. [Online]. Available: https://doi.org/10.1007/978-1-4615-9763-6_2