

On ordered sequences for link diagrams with respect to Reidemeister moves I and III

Kishin Sasaki

September 12, 2023

Abstract

We first prove that, infinitely many pairs of trivial knot diagrams that are transformed into each other by applying Reidemeister moves I and III are NOT transformed into each other by a sequence of the Reidemeister moves I that increase the number of crossings, followed by a sequence of Reidemeister moves III, followed by a sequence of the Reidemeister moves I that decrease the number of crossings. To create a simple sequence between link diagrams that are transformed into each other by applying finitely many Reidemeister moves I and III, we prove that the link diagrams are always transformed into each other by applying an I-generalized ordered sequence.

1 Introduction

In [6], K. Reidemeister introduced Reidemeister moves, which are local moves on link diagrams, and proved that link diagrams of equivalent links are transformed into each other by applying finitely many Reidemeister moves (and vice versa). Figure 1 shows all the Reidemeister moves, where \uparrow and \downarrow are assigned to the moves that increase and decrease the numbers of crossings, respectively.

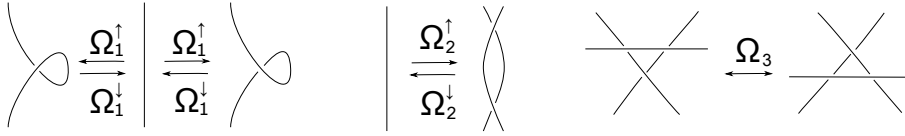


Figure 1: Reidemeister moves

In [1], A. Coward proved that link diagrams of equivalent links are always transformed into each other by applying a sequence of Ω_1^\uparrow moves, followed by a sequence of Ω_2^\uparrow moves, followed by a sequence of Ω_3 moves, followed by a sequence of Ω_2^\downarrow moves. In the proof process, the author proved that, link diagrams that are transformed into each other by applying finitely many Reidemeister

moves II and III are always transformed into each other by applying a sequence of Ω_2^\uparrow moves, followed by a sequence of Ω_3 moves, followed by a sequence of Ω_2^\downarrow moves. Next question is natural from this point of view. Is there such a simple sequence between link diagrams that are transformed into each other by applying finitely many Reidemeister moves I and III? In this paper, we discuss such simple sequences. There are some related papers in this topic (see [2], [3], [4], [5], [7]).

In Section 2, we prepare definitions and theorems that are necessary for the main theorems in this paper. In Section 3, we prove that, infinitely many pairs of trivial knot diagrams that are transformed into each other by applying Reidemeister moves I and III are NOT transformed into each other by a sequence of Reidemeister moves I, followed by a sequence of Reidemeister moves III, followed by a sequence of Reidemeister moves I. To create a simple sequence between link diagrams that are transformed into each other by applying finitely many Reidemeister moves I and III, in Section 4, we prove that the link diagrams are always transformed into each other by applying a sequence of Ω_1^\uparrow moves, followed by a sequence of Ω_3^* moves (which are Ω_3 moves modified by Ω_1 moves), followed by a sequence of Ω_1^\downarrow moves.

2 Preliminaries

In this section, we check definitions and theorems that are necessary for the main theorems in this paper.

The following theorem is well known in knot theory.

Theorem 2.1 (K. Reidemeister [6], 1927). *Every pair of diagrams of equivalent links can be transformed into each other by applying finitely many of the local moves appeared in Figure 2. Furthermore, two link diagrams that are transformed into each other by applying finitely many of the local moves appeared in Figure 2 represent equivalent links.*

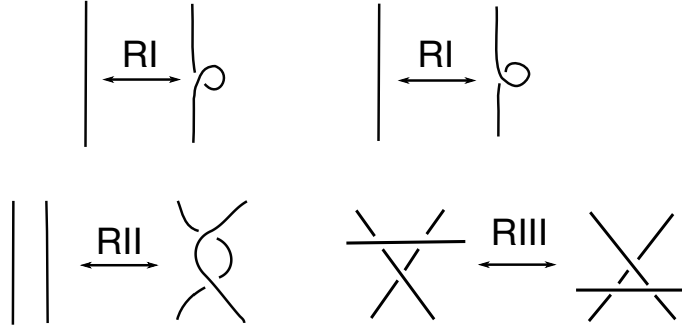


Figure 2: Reidemeister moves

In 2006, A. Coward proved the following theorem.

Theorem 2.2 (A. Coward [1], 2006). *Given two diagrams D_1 and D_2 for a link L , D_1 may be turned into D_2 by a sequence of Ω_1^\uparrow moves, followed by a sequence of Ω_2^\uparrow moves, followed by a sequence of Ω_3 moves, followed by a sequence of Ω_2^\downarrow moves.*

Furthermore, if D_1 and D_2 are diagrams of a link where the winding number and framing of each component is the same in each diagram, then D_1 may be turned into D_2 by a sequence of Ω_2^\uparrow moves, followed by a sequence of Ω_3 moves, followed by a sequence of Ω_2^\downarrow moves.

3 Ordinary ordered sequences between RI-III related link diagrams

In this section, we prove that infinitely many pairs of trivial knot diagrams that are transformed into each other by applying Reidemeister moves I and III are NOT transformed into each other by a sequence of the Reidemeister moves I that increase the number of crossings, followed by a sequence of Reidemeister moves III, followed by a sequence of the Reidemeister moves I that decrease the number of crossings.

Definition 3.1. *RI-III related link diagrams* are defined to be link diagrams that are transformed into each other by applying finitely many Reidemeister moves I and III.

Definition 3.2. A *region* is defined to be a connected complement of link diagrams in \mathbb{S}^2 . *Adjacent crossings to a region* are defined to be crossings that are adjacent to the region. For instance, in Figure 3, the region with a yellow color has 4 adjacent crossings c_1, c_2, c_3, c_4 .

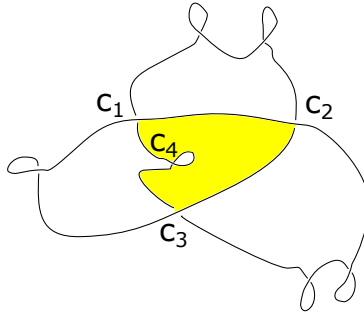


Figure 3: a trivial knot diagram

Definition 3.3. A *colored link diagram* is defined to be a link diagram that is decorated with gray disks and black squares as in Figure 5. *Colored Reidemeister*

moves I and III are defined to be Reidemeister moves I and III with gray disks and black squares as in Figure 4. Note that, in Figure 4, the outsides of the local disks are the same including the locations of gray disks and black squares, and that the local disks of Ω_1 moves located left below in Figure 4 are covered by gray disks. We use colored link diagrams and colored Reidemeister moves defined here to prove Theorem 3.4.

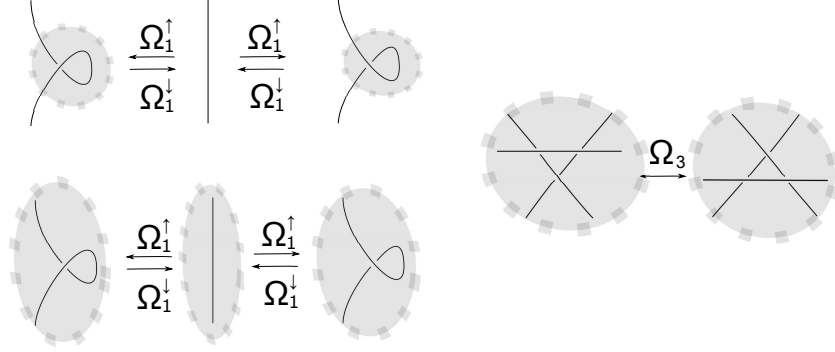


Figure 4: colored Ω_1 moves and colored Ω_3 move

Theorem 3.4. *There exists infinitely many pairs of RI-III related trivial knot diagrams that may NOT be transformed into each other by applying a sequence of Ω_1^{\uparrow} moves, followed by a sequence of Ω_3 moves, followed by a sequence of Ω_1^{\downarrow} moves.*

Proof. We first consider the trivial knot diagram as in Figure 5.

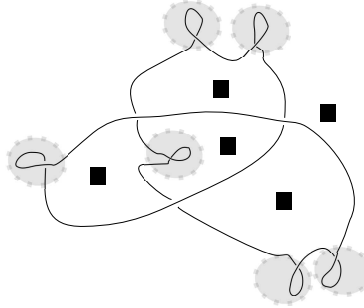


Figure 5: trivial knot diagram that produces the examples of Theorem 3.4

The diagram in Figure 5 is decorated with gray disks and black squares. Each gray disk in the trivial knot diagram contains a monogon (i.e. the shape of Reidemeister move I). Each black square indicates one region of the diagram. By deleting all the crossings in the gray disks with Ω_1^{\downarrow} moves, we may easily see

that there is a sequence of Reidemeister moves I and III that transforms the diagram depicted in Figure 5 into the trivial knot diagram without a crossing.

As in Figure 6, we consider n -times connected sums of the trivial knot diagram depicted in Figure 5. Note that every region with a black square in the diagram has greater than or equal to 4 adjacent crossings.

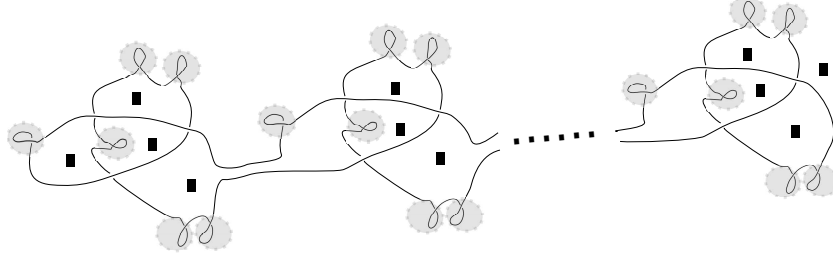


Figure 6: n -times connected sums of the trivial knot diagram in Figure 5

We assume that, the trivial knot diagram depicted in Figure 6 that has neither gray disks nor black squares may be turned into the trivial knot diagram without a crossing by a sequence of Ω_1^\uparrow moves, followed by a sequence of Ω_3 moves, followed by a sequence of Ω_1^\downarrow moves. To clarify the contradiction of the assumption, we are going to add gray disks and black squares to the trivial knot diagram we assumed above as in Figure 6, and replace the ordinary ordered sequence with the ordinary ordered sequence of colored Reidemeister moves, which is the same sequence as the previous ordinary ordered sequence when we ignore gray disks and black squares. We may replace Ω_1^\uparrow moves in the ordinary ordered sequence with colored Ω_1 moves which are the same moves as the Ω_1^\uparrow moves when we ignore gray disks and black squares, since colored Ω_1^\uparrow moves defined in Figure 4 have all possibilities of locations of gray disks. (To be clear, when the local disk where we apply an Ω_1^\uparrow move in the ordinary ordered sequence is covered by a gray disk, we apply the colored Ω_1^\uparrow move located at the lower left in Figure 4 that is the same move as the Ω_1^\uparrow move when we ignore gray disks and black squares. When the local disk where we apply an Ω_1^\uparrow move in the ordered sequence is not covered by a gray disk, by adjusting the location of the local disk, the local disk may be taken as not being covered by a gray disk. In this case, we apply the colored Ω_1^\uparrow move located at the upper left in Figure 4 that is the same move as the Ω_1^\uparrow move when we ignore gray disks and black squares.) By applying the sequence of colored Ω_1^\uparrow moves as written above, the resulting colored diagram is as in Figure 7, where finitely many gray disks are added and any region with a black square is NOT covered by a gray disk.

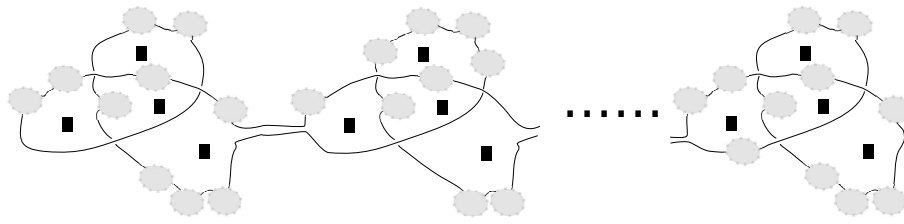


Figure 7: the resulting colored trivial knot diagram after applying the sequence of colored Ω_1^\uparrow moves

Ω_3 moves in the ordinary ordered sequence may be replaced with colored Ω_3 moves which are the same moves as the Ω_3 moves when we ignore gray disks and black squares, since every region with a black square has greater than or equal to 4 vertices in the process and the Ω_3 moves occur only inside the gray disks.

Ω_1^\downarrow moves in the ordinary ordered sequence may be replaced with colored Ω_1^\downarrow moves which are the same moves as the Ω_1^\downarrow moves when we ignore gray disks and black squares, since every region with a black square has greater than or equal to 2 vertices in the process and the Ω_1^\downarrow moves occur only inside the gray disks.

In the whole process written above, every region with a black square does not vanish. This fact contradicts the assumption that the trivial knot diagram depicted in Figure 6 (that has neither gray disks nor black squares) may be turned into the trivial knot diagram without a crossing by a sequence of Ω_1^\uparrow moves, followed by a sequence of Ω_3 moves, followed by a sequence of Ω_1^\downarrow moves. Thus, there is no ordinary ordered sequence that transforms the diagram depicted in Figure 6 into the trivial knot diagram without a crossing.

□

4 I-generalized ordered sequences between RI-III related link diagrams

In this section, we define an I-generalized ordered sequence and prove that RI-III related link diagrams are always transformed into each other by applying an I-generalized ordered sequence.

Definition 4.1. A *rectangle*, as in Figure 8, is defined to be an 1-tangle diagram that is transformed from a trivial 1-tangle diagram without a crossing by applying finitely many Ω_1^\uparrow moves in this paper. A *Reidemeister move III** is defined to be a Reidemeister move III with three rectangles as in Figure 9. Note that, in Figure 9, the two rectangles with the same color are equivalent as 1-tangle diagrams. See Figure 10 for an example of a Reidemeister move III*.

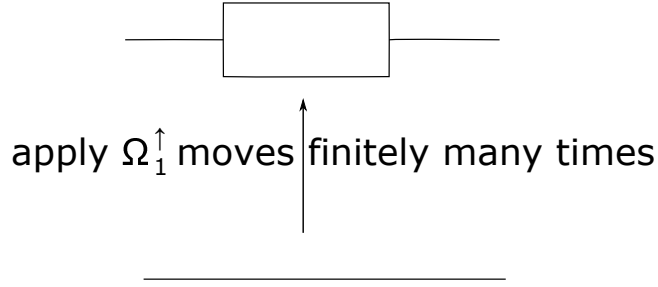


Figure 8: A *rectangle* drawn in this figure is defined to be an 1-tangle diagram that is transformed from a trivial 1-tangle diagram without a crossing by applying finitely many Ω_1^\uparrow moves

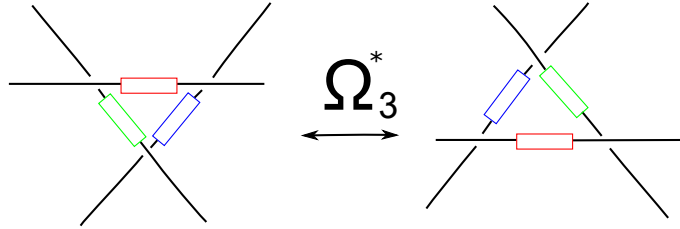


Figure 9: An Ω_3 move with three rectangles

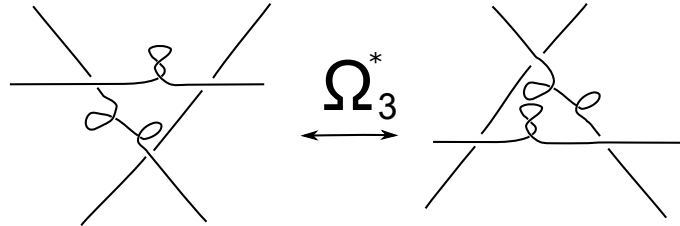


Figure 10: An example of an Ω_3^* move

Definition 4.2. An *I-generalized ordered sequence* is defined to be a sequence of Ω_1^\uparrow moves, followed by a sequence of Ω_3^* moves, followed by a sequence of Ω_1^\downarrow moves in this paper. Note that the definition of an I-generalized ordered sequence includes no move between the same two link diagrams.

Lemma 4.3. Let D be a link diagram. Let D_1 and D_2 be two link diagrams, each of which is transformed from D by an Ω_1^\uparrow move. Then, there exists a link diagram D_3 that is transformed from D_1 and D_2 by an Ω_1^\uparrow move. See Figure 11 (a) for the overview.

Proof. An Ω_1^\uparrow move may be applied at a trivial 1-tangle diagram without a crossing. This means that there are two trivial 1-tangle diagrams without a crossing in D , where the two Ω_1^\uparrow moves are applied. The two Ω_1^\uparrow moves may be applied at the same time, since the two local disks may be taken as disjoint. Thus, Lemma 4.3 has been proven. \square

Lemma 4.4. Let D be a link diagram. Let D_1, D_2 be two link diagrams that are transformed from D by an Ω_1^\uparrow move and n Ω_1^\uparrow moves ($n \in \mathbb{N}$), respectively. Then, there exists a link diagram D_3 that is transformed from D_1 by n Ω_1^\uparrow moves and from D_2 by an Ω_1^\uparrow move. See Figure 11 (b) for the overview.

Proof. By using Lemma 4.3 n times, we can prove Lemma 4.4 easily. \square

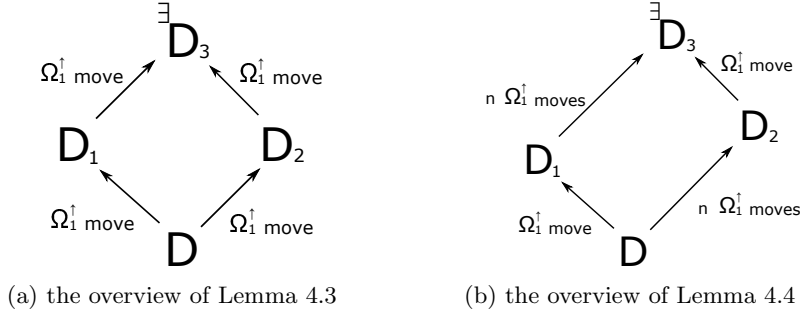


Figure 11

Lemma 4.5. Let D be a link diagram. Let D_1, D_2 be two link diagrams that are transformed from D by an Ω_1^\uparrow move and an Ω_3 move, respectively. There exists a link diagram D_3 that is transformed from D_1 by an Ω_3^* move and from D_2 by an Ω_1^\uparrow move. See Figure 12 (a) for the overview.

Proof. When the two local regions of the Ω_1^\uparrow move and the Ω_3 move in D may be taken as disjoint, we may apply the two local moves separately. This means that the resulting diagram may be taken as D_3 .

When the two local regions of the Ω_1^\uparrow move and the Ω_3 move in D_1 may not be taken as disjoint, the local region of the Ω_1^\uparrow move in D_1 may be taken as a rectangle. We may consider the rectangle and the local disk of the Ω_3 move in D_1 as a new Ω_3^* move from D_1 (to D_3). The difference between the D_3 appeared right above and D_2 is just an Ω_1^\uparrow move. Thus, Lemma 4.5 has been proven. \square

Remark 4.6. Even if we change the condition of D_2 in Lemma 4.5 into that D_2 is a link diagram that is transformed from D with 'an Ω_3^* move', we may prove the Lemma in the same way as Lemma 4.5.

Lemma 4.7. Let D be a link diagram. Let D_1, D_2 be two link diagrams that are transformed from D by $n \Omega_1^\uparrow$ moves and $m \Omega_3$ moves, respectively. Then, there exists a link diagram D_3 that is transformed from D_1 by $m \Omega_3^*$ moves and from D_2 by $n \Omega_1^\uparrow$ moves. See Figure 12 (b) for the overview.

Proof. By applying Lemma 4.5 and Remark 4.6 $n \times m$ times, we may prove Lemma 4.7 easily. \square

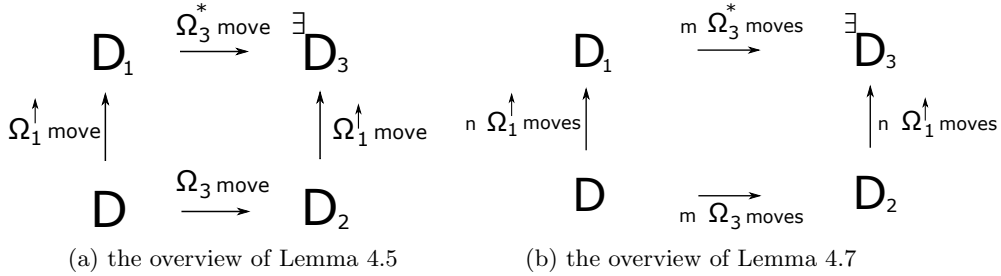


Figure 12

Remark 4.8. Even if we change the condition of D_2 in Lemma 4.7 into that D_2 is a link diagram that is transformed from D by ' $n \Omega_3^*$ moves', we may prove the Lemma in the same way as Lemma 4.7.

Theorem 4.9. If two link diagrams D_1 and D_2 are transformed into each other by applying finitely many Reidemeister moves I, III, then there exists an I-generalized ordered sequence that transforms D_1 into D_2 . Moreover, the I-generalized ordering sequence has the same numbers of Ω_1^\uparrow moves and Ω_3^* moves and Ω_1^\downarrow moves as the numbers of Ω_1^\uparrow moves and Ω_3 moves and Ω_1^\downarrow moves in the sequence of finitely many Reidemeister moves I, III that we assumed first, respectively.

Proof. By Definition 4.2, the same two link diagrams are an example of two link diagrams that have an I-generalized ordered sequence (i.e. no move) between them.

Let D_1, D_2 be two link diagrams that are transformed into each other by applying an I-generalized ordered sequence. Let \mathcal{D}_3 be the set of link diagrams that are transformed from D_2 by an Ω_1^\uparrow move or an Ω_1^\downarrow move or an Ω_3 move. From here onward, to prove Theorem 4.9, we are going to check that there exists a new I-generalized ordered sequence that transforms D_1 into every diagram of \mathcal{D}_3 .

When a diagram D_3 of \mathcal{D}_3 is transformed from D_2 with an Ω_1^\downarrow move, the sequence that consists of the I-generalized ordered sequence we assumed right above and the Ω_1^\downarrow move is the new I-generalized ordered sequence that transforms D_1 into D_3 . Moreover, in this argument, since Ω_1^\downarrow move is added to both the

sequence of finitely many Reidemeister moves I, III and the I-generalized ordered sequence, the numbers of Ω_1^\downarrow moves in the two resulting sequences remain the same. In this argument, the numbers of Ω_1^\downarrow moves and Ω_3^* moves and Ω_3 moves do not change.

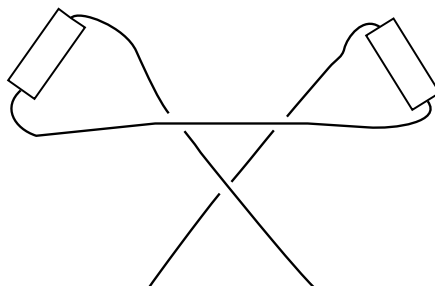
When a diagram D_3 of \mathcal{D}_3 is transformed from D_2 with an Ω_1^\uparrow move, by using Lemma 4.4 and Lemma 4.7 repeatedly on the I-generalized ordered sequence that transforms D_1 into D_2 and the Ω_1^\uparrow move that transforms D_2 into D_3 , we may construct a new I-generalized sequence that transforms D_1 into D_3 . Moreover, in this argument, since an Ω_1^\uparrow move is added to both the sequence of finitely many Reidemeister moves I, III and the I-generalized ordered sequence, the numbers of Ω_1^\uparrow moves in the two resulting sequences remain the same. In this argument, the numbers of Ω_1^\downarrow moves and Ω_3^* moves and Ω_3 moves do not change.

When a diagram D_3 of \mathcal{D}_3 is transformed from D_2 by an Ω_3 move, by using Lemma 4.5 repeatedly, we may construct a new I-generalized ordered sequence that transforms D_1 into D_3 . Moreover, in this argument, since the Ω_3 move is added to the sequence of finitely many Reidemeister moves I, III and an Ω_3^* move is added to the I-generalized ordered sequence, the number of Ω_3 moves and the number of Ω_3^* moves remain the same. In this argument, the numbers of Ω_1^\downarrow moves and Ω_3^* moves and Ω_3 moves do not change.

Thus, The proof of Theorem 4.9 is completed. \square

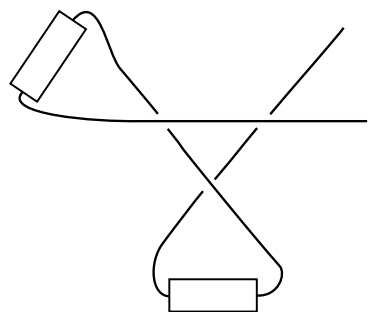
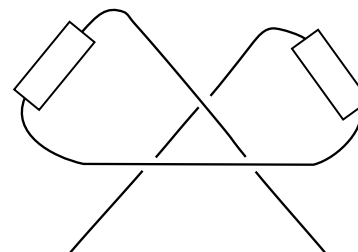
References

- [1] A. Coward, Ordering the Reidemeister moves of a classical knot. Alg. Geom. Topol. 6 (2006) 659-671.
- [2] A. Coward and M. Lackenby, An upper bound on Reidemeister moves, Amer. J. Math. 136 (2014) 102.
- [3] C. Hayashi and M. Hayashi. Minimal sequences of Reidemeister moves on diagrams of torus knots. Proc. Amer. Math. Soc. 139:2605-2614, 2011. arXiv:1003.1349.
- [4] J. Carter, M. Elhamdadi, M. Saito, S. Satoh, A lower bound for the number of Reidemeister moves of type III. Topology Appl. 153 (2006) 2788-2794.
- [5] J. Gold, A bound for orderings of Reidemeister moves. Algebr. Geom. Topol. 13 (2013) 3099-3110.
- [6] K. Reidemeister, Knotten und Gruppen, abh. Math. Sem. Univ. Hamburg 5 (1927) 7-23.
- [7] K. Sasaki, On link diagrams that are minimal with respect to Reidemeister moves I and II, preprint. arXiv:1612.00764.



Ω_3

↔



Ω_3

↔

