

---

# NFLAT: Non-Flat-Lattice Transformer for Chinese Named Entity Recognition

---

**Shuang Wu**

School of AI and Computer Science  
Jiangnan University  
Wuxi 214122, China  
shuangwu@stu.jiangnan.edu.cn

**Xiaoning Song\***

School of AI and Computer Science  
Jiangnan University  
Wuxi 214122, China  
x.song@jiangnan.edu.cn

**Zhenhua Feng\***

Department of Computer Science  
University of Surrey  
Guildford GU2 7XH, United Kingdom  
z.feng@surrey.ac.uk

**Xiao-Jun Wu**

School of AI and Computer Science  
Jiangnan University  
Wuxi 214122, China  
wu\_xiaojun@jiangnan.edu.cn

## Abstract

Recently, Flat-Lattice Transformer (FLAT) has achieved great success in Chinese Named Entity Recognition (NER). FLAT performs lexical enhancement by constructing flat lattices, which mitigates the difficulties posed by blurred word boundaries and the lack of word semantics. In FLAT, the positions of starting and ending characters are used to connect a matching word. However, this method is likely to match more words when dealing with long texts, resulting in long input sequences. Therefore, it significantly increases the memory and computational costs of the self-attention module. To deal with this issue, we advocate a novel lexical enhancement method, InterFormer, that effectively reduces the amount of computational and memory costs by constructing non-flat lattices. Furthermore, with InterFormer as the backbone, we implement NFLAT for Chinese NER. NFLAT decouples lexicon fusion and context feature encoding. Compared with FLAT, it reduces unnecessary attention calculations in “word-character” and “word-word”. This reduces the memory usage by about 50% and can use more extensive lexicons or higher batches for network training. The experimental results obtained on several well-known benchmarks demonstrate the superiority of the proposed method over the state-of-the-art hybrid (character-word) models.

## 1 Introduction

Named Entity Recognition (NER) is usually handled as a sequence tagging task, which plays an essential role in Natural Language Processing (NLP). NER often extracts valuable information from unstructured text, which can be used for many other high-level tasks, such as information retrieval (Khalid et al., 2008), knowledge graph (Riedel et al., 2013), question answering (Diefenbach et al., 2018), public opinion analysis (Wang et al., 2016), biomedicine (Settles, 2004), recommendation system (Karatay and Karagoz, 2015) and many others.

Compared with English (Lample et al., 2016; Ma and Hovy, 2016; Chiu and Nichols, 2016; Jie and Lu, 2019; Liu et al., 2019a; Sun et al., 2020), Chinese NER is more challenging. First, Chinese word boundaries are blurred, and there is no separator, such as space, to clarify word boundaries. If a

---

\*Corresponding authors

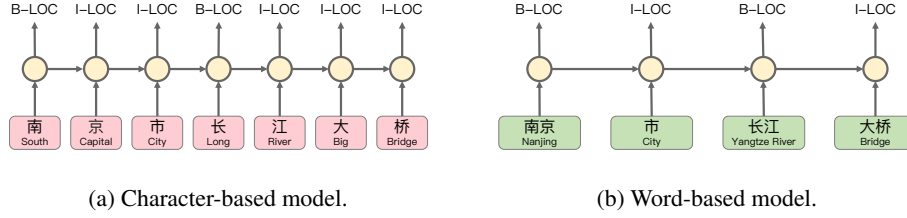


Figure 1: Chinese NER models with different granularities. The red is character embeddings, and the green is word embeddings.

character-level model (Fig. 1a) is used for Chinese NER, it will have the problem of missing word semantics and boundary information. On the other hand, if we use word-level models (Fig. 1b), wrong word segmentation will also degrade the performance. In addition, there are more complex properties in Chinese, such as complex combinations, entity nesting, indefinite length (Dong et al., 2016), and network neologisms. Moreover, Chinese does not have case-sensitive and root-affix properties and lacks the expression of much semantic information. Therefore, in recent years, the mainstream Chinese NER methods have focused on the use of external data, such as lexicon information (Zhang and Yang, 2018), glyph information (Meng et al., 2019; Wu et al., 2021), syntactic information (Nie et al., 2020a), and semantic information (Nie et al., 2020b), for performance boosting.

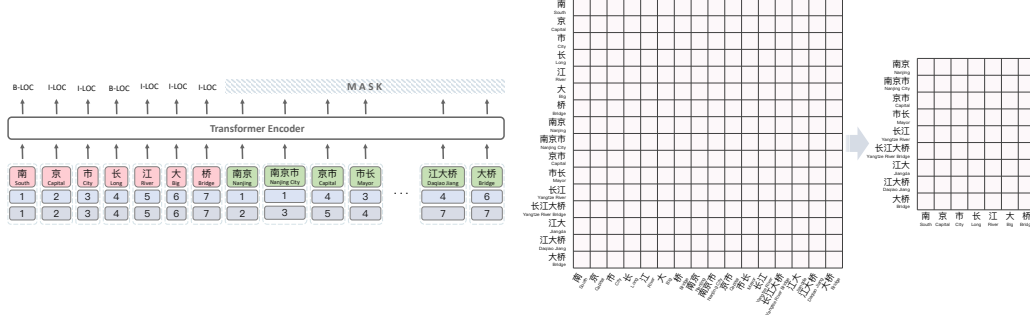
Flat-Lattice Transformer (FLAT) (Li et al., 2020) is a very popular lexical enhancement method that effectively extracts entity boundaries and rich word semantics. However, FLAT increases the computational and memory costs significantly. Also, it is very difficult to use large-scale lexicons in FLAT. To mitigate these issues, we propose a novel and efficient lexical enhancement method, NFLAT, that uses a non-flat-lattice architecture. The main contributions include:

- We propose a new InterFormer network with a non-flat-lattice architecture, which jointly models character and word sequences at different lengths.
- With InterFormer as the backbone, we further develop a non-flat lexical enhancement method, namely NFLAT, for Chinese NER.
- To achieve further performance boosting, we use an extra tag to help the model automatically suppress noisy information and discover correct words.
- We evaluate NFLAT on several well-known benchmarks with different lexicons and the results demonstrate the superiority of our method over the state-of-the-art approaches.

## 2 Related Work

**Deep Learning in Chinese NER** Wu et al. (2015) firstly applied deep networks to extract critical clinical information from Chinese documents with NER. Peng and Dredze (2016) proposed a multi-task learning method based on LSTM-CRF, which improves the performance of NER by jointly training it with the word segmentation task. Inspired by the character-level features in English NER, Lample et al. (2016) and Dong et al. (2016) designed a BiLSTM-CRF model that introduces features containing both characters and radicals. He and Sun (2017a,b) tried to improve the NER performance in Chinese social media using cross-domain, semi-supervised data and rich embedding features based on BiLSTM-MMNN. After that, Zhang and Yang (2018) proposed a character-word hybrid model, Lattice-LSTM, for Chinese NER. This method augments the character-level model with lexicon information, avoiding potential segmentation errors in word-level models and missing boundaries in character-level models. It demonstrates the merits of using lexicon information in Chinese NER.

**Lexical Enhancement Methods** Besides Lattice-LSTM, existing lexical enhancement methods also use many other network architectures, such as CNN in LR-CNN (Gui et al., 2019a), graph networks in LGN (Gui et al., 2019b), CGN (Sui et al., 2019) and the Neural Multi-digraph Model (NMDM) (Ding et al., 2019). More recently, the popular Transformer model has also been used for lexical enhancement, such as PLTE (Mengge et al., 2020) and FLAT (Li et al., 2020). Note that some methods, e.g., WC-LSTM (Liu et al., 2019b) and SoftLexicon (Ma et al., 2020), fuse lexicon information at the embedding layer.



(a) The input and output of FLAT.

(b) Attention matrices of FLAT and our NFLAT.

Figure 2: FLAT and its attention matrix. (a) The input of FLAT is a flat lattice constructed by two positional encodings. The red one is the character encoding, and the green one is the word encoding. (b) The self-attention matrix of FLAT becomes huge when the sequence is long. The proposed InterFormer method simplifies the attention matrix significantly.

FLAT is the most relevant study to the proposed method. FLAT significantly improves the performance of Chinese NER by introducing lexicon information via a flat lattice with two positional encodings. However, this method increases the input sequence length by more than 40% on average, resulting in several practical issues. First, using longer sequences significantly increases the memory and computational costs in self-attention. Second, FLAT is unable to use a larger or more comprehensive lexicon. Last, it unnecessarily computes attention scores for “word-character” and “word-word”. To address these issues, we propose a novel lexical enhancement method with a more flexible structure and superior performance over the above methods.

### 3 Background

FLAT achieves relatively high performance from scratch and further performance boosting when used with BERT. Since the underlying structure of FLAT is based on Transformer (Vaswani et al., 2017), FLAT can extract robust features with high efficiency. The self-attention mechanism is the key of Transformer, which establishes a connection between each pair of tokens of the input. Transformer is different from RNN (Elman, 1990), LSTM (Hochreiter and Schmidhuber, 1997), GRU (Chung et al., 2014) and other recurrent neural networks, in which the input at each moment needs to depend on the output of the previous moment. Additionally, Transformer captures long-range dependencies of deep feature maps, resulting in better performance than CNNs and RNNs.

As shown in Fig. 2a, FLAT models characters and words by introducing two positional encodings and constructing a set of flat lattices as the input of the model. It solves the problems of blurred word boundaries and the lack of word semantics. However, this method may match more words when dealing with long texts, resulting in long input sequences and more computational cost. So FLAT struggles when dealing with sentences with lengths greater than 200. More importantly, we argue that the computation between “word-character” and “word-word” in self-attention is not necessary (Fig. 2b). The reason is that the word representations containing global information are discarded at the decoding stage (Fig. 2a).

Another Transformer-based Chinese NER method is the character-based TENER (Yan et al., 2019). When using Transformer for Chinese NER, TENER proposed two optimizations: 1) The attention score is calculated using relative position encoding with orientation and distance awareness. 2) The attention score results can be calculated smoothly without scaling factors. We implement NFLAT using InterFormer with the help of TENER. NFLAT decouples lexicon fusion and context feature encoding, which has more advantages than FLAT in both accuracy and efficiency.

### 4 Model Architecture

For Chinese NER, NFLAT has three main stages. The first stage applies InterFormer to fuse the words’ boundary and semantic information. Then the second stage uses Transformer to encode the context with lexicon information. Last, we use a Conditional Random Field (CRF) (Lafferty et al.,

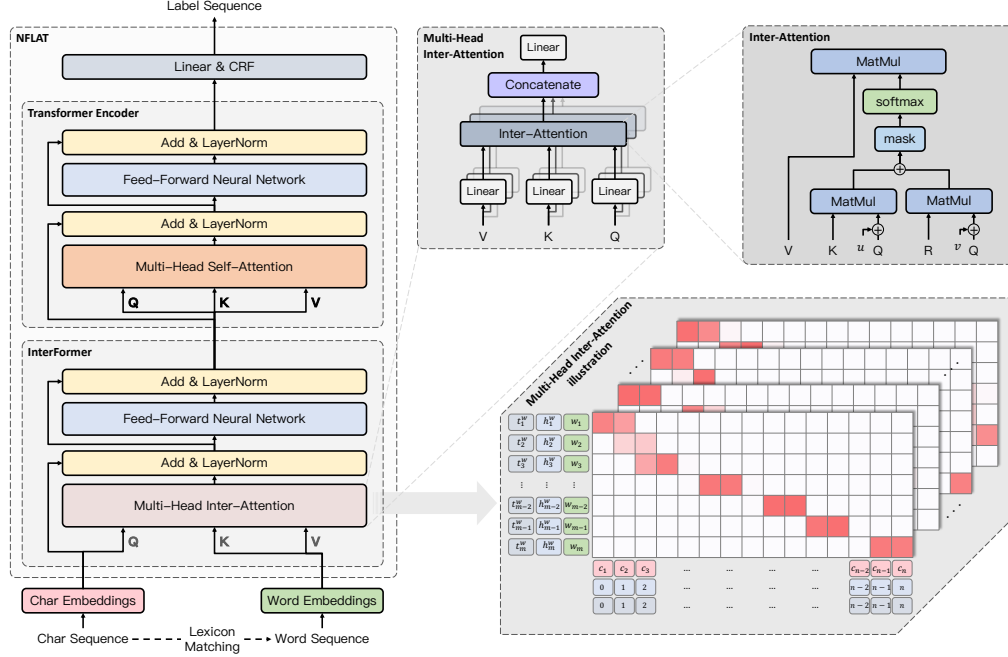


Figure 3: The overall architecture of NFLAT.

2001) as the decoder to predict sequence labels. The overall architecture of NFLAT is shown in Fig. 3.

#### 4.1 InterFormer

The proposed InterFormer method contains a multi-head inter-attention and a feed-forward neural network, as demonstrated in Fig. 3. InterFormer aims to construct a non-flat-lattice and jointly model two sequences of characters and words with different lengths. It enables the sequence of characters to fuse word boundaries and semantic information.

##### 4.1.1 Inter-Attention Module

The Chinese character sequence,  $\mathcal{C} = \{c_1, c_2, \dots, c_n\}$ , and word sequence,  $\mathcal{W} = \{w_1, w_2, \dots, w_m\}$ , can be obtained by lexicon matching. The input  $Q, K, V$  are obtained by the linear transformation of chars and words feature embedding:

$$[Q, K, V] = [X^{\mathcal{C}}W_q, X^{\mathcal{W}}W_k, X^{\mathcal{W}}W_v], \quad (1)$$

where the token embeddings of character and word sequences,  $X^{\mathcal{C}} = \{x_{c_1}, x_{c_2}, \dots, x_{c_n}\}$  and  $X^{\mathcal{W}} = \{x_{w_1}, x_{w_2}, \dots, x_{w_m}\}$ , are obtained by a word embedding lookup table. And each  $W$  is a learnable parameter. In this paper, we use inter-attention to fuse lexicon information:

$$\text{InterAtt}(A, V) = \text{softmax}(\text{mask}(A))V, \quad (2)$$

$$A_{ij} = (Q_i + u)^{\top} K_j + (Q_i + v)^{\top} R_{ij}^*, \quad (3)$$

where  $1 \leq i \leq n, 1 \leq j \leq m$ . The  $u, v$  are learnable parameters. Eq. (3) is from Dai et al. (2019).  $\text{mask}()$  is the inter-attention score mask of characters and words, which is 2-dimensional for a single batch and 3-dimensional for a multi-batch. It is used to fill empty positions in the sequence with the value of  $10^{-15}$ , so that the attention weights of these positions are close to 0 when  $\text{softmax}()$  normalization.  $R_{ij}^*$  is calculated in a similar way to FLAT, using two relative positions:

$$R_{ij} = \text{ReLU}\left(W_r \left(p_{h_i^c - h_j^w} \oplus p_{t_i^c - t_j^w}\right)\right), \quad (4)$$

where  $W_r$  is a learnable parameter,  $h$  and  $t$  are the position numbers of the first and last characters of the word in the input text, and the superscripts  $c$  and  $w$  represent characters and words, respectively.

$h_i^c - h_j^w$  represents the head position offset of the  $i$ -th character and the  $j$ -th word,  $t_i^c - t_j^w$  represents the tail position offset of the  $i$ -th character and the  $j$ -th word, that is, the relative position. The position encoding  $p$  generation method is proposed by Vaswani et al. (2017):

$$p_{span}^{(2k)} = \sin\left(\frac{span}{10000^{2k/d_{model}}}\right), \quad (5)$$

$$p_{span}^{(2k+1)} = \cos\left(\frac{span}{10000^{2k/d_{model}}}\right), \quad (6)$$

where  $span$  represents  $h_i^c - h_j^w$  and  $t_i^c - t_j^w$ ,  $k$  is the  $k$ -th dimension, and  $d_{model}$  is the hidden size.

#### 4.1.2 Multi-Head Inter-Attention

In our preliminary experiments, we found that multi-head inter-attention can more effectively fuse lexicon information, and the information of different heads has complementary effects. The multi-head inter-attention is calculated as follows:

$$\text{Head}^{(s)} = \text{InterAtt}\left(\mathbf{X}^{C,(s)}, \mathbf{X}^{W,(s)}\right), \quad (7)$$

$$\text{MultiHead}\left(\mathbf{X}^C, \mathbf{X}^W\right) = \left[\text{Head}^{(1)}, \text{Head}^{(2)}, \dots, \text{Head}^{(l)}\right], \quad (8)$$

where  $l$  is the number of inter-attention heads,  $\text{Head}^{(s)}$  is the output result of the  $s$ -th inter-attention head on the character and word vector subspaces.  $\mathbf{X}^{C,(s)}$  and  $\mathbf{X}^{W,(s)}$  are the vector representations of characters and words in their subspaces.

#### 4.1.3 Feed-Forward Neural Network Module

This paper refers to the design of the Transformer encoder. It implements the feed-forward neural network sub-module of the inter-attention encoder, using two fully connected layers:

$$\text{FFN}(x) = \max(0, x\mathbf{W}_1 + \mathbf{b}_1)\mathbf{W}_2 + \mathbf{b}_2. \quad (9)$$

In addition, we also use residual connection and layer normalization in the above two sub-modules to speed up the convergence of network training and prevent the gradient vanishing problem:

$$\text{output}_1 = \text{LayerNorm}\left(\mathbf{X}^C + \text{MultiHead}\left(\mathbf{X}^C, \mathbf{X}^W\right)\right), \quad (10)$$

$$\text{output}_2 = \text{LayerNorm}\left(\text{output}_1 + \text{FFN}(\text{output}_1)\right), \quad (11)$$

where  $\text{output}_1$  and  $\text{output}_2$  are the outputs of the above two sub-modules.

### 4.2 Transformer Encoder

After InterFormer, the character features are fused with the lexicon information. Then, we use the Transformer encoder to encode the contextual information. This part is inspired by Yan et al. (2019), in which the unscaled self-attention is found more suitable for NER. In addition, the relative position encoding with orientation and distance awareness is adopted. After this, we use the linear layer to project output into the label space and use CRF for decoding.

## 5 Experiments

We evaluate the proposed NFLAT method using the F1 score (F1), precision (P), and recall (R) metrics, with a comparison of several character-word hybrid models. At the same time, this section visually analyzes the inter-attention weights to verify the effectiveness of the proposed non-flat-lattice method. Last, we also examine the complexity of NFLAT and the flexibility of InterFormer and compare the effects of other lexicons and the use of pre-trained models.

### 5.1 Experimental Settings

**Data** This section evaluates the performance of NFLAT on four mainstream Chinese NER benchmarking datasets, including three publicly available datasets, *i.e.*, Weibo (Peng and Dredze, 2015; He and Sun, 2017a), Resume (Zhang and Yang, 2018) and MSRA (Levow, 2006), and one licensed dataset, *i.e.*, Ontonotes 4.0 (Weischedel et al., 2011). Table 1 shows the statistical information of these datasets. Our models are all trained with a RTX 2080 Ti card.

Table 1: Statistics of the benchmarking datasets.

Datasets	Corpus	Entity Types	Items	Train	Dev	Test
Weibo	Social Media	PER, ORG, LOC, GPE	Sentences	1.35k	0.27k	0.27k
			Entities	1.89k	0.39k	0.42k
Resume	Resume Summary	CONT, EDU, LOC, PER, ORG, PRO, RACE, TITLE	Sentences	3.8k	0.46k	0.48k
			Entities	1.34k	0.16k	0.16k
MSRA	News	ORG, PER, LOC	Sentences	46.4k	-	4.4k
			Entities	74.8k	-	6.2k
OntoNotes 4.0	News	PER, ORG, LOC, GPE	Sentences	15.7k	4.3k	4.3k
			Entities	13.4k	6.95k	7.7k

**Word Embedding** The lighter structure of NFLAT allows us to evaluate its performance on lexicons of different sizes. We conducted experiments on three lexicons, YJ<sup>2</sup> (Yang et al., 2017), LS<sup>3</sup> (Li et al., 2018), and TX<sup>4</sup> (Song et al., 2018). Their statistics can be viewed in the appendix.

**Hyper-parameter Settings** This paper uses only one layer of InterFormer encoder and one layer of Transformer encoder to handle Chinese NER. More details can be found in the appendix.

## 5.2 Experimental Results

To compare the experimental results more reasonably, we use YJ, the most widely used in lexical enhancement methods, as the external lexicon. We compare our NFLAT method with almost all the lexical enhancement models, including Lattice-LSTM (Zhang and Yang, 2018), WC-LSTM (Liu et al., 2019b), LR-CNN (Gui et al., 2019a), LGN (Gui et al., 2019b), PLTE (Mengge et al., 2020), SoftLexicon (Ma et al., 2020), and FLAT (Li et al., 2020). The experimental results are shown in Table 2. Note that we use TENER (Yan et al., 2019) as the baseline model. We can see that NFLAT significantly improves the performance of TENER. The overall F1 score on Weibo is increased by 3.77%. The F1 score obtained on Resume is increased by 0.58%. The F1 score on Ontonotes 4.0 is increased by 4.78%, and the recall is 79.37%. For the MSRA dataset, the propose method increases the F1 score by 1.81%, and achieves the best performance in terms of precision (P) and recall (R). NFLAT outperforms all the other methods, including FLAT, on all the datasets. Without using other data augmentation methods and pre-trained language models, NFLAT achieves state-of-the-art performance on the Weibo, Ontonotes 4.0, and MSRA datasets.

## 5.3 Analysis of Inter-Attention

**Features** The proposed inter-attention module can be understood as an interactive attention mechanism. Self-attention expects all tokens in a sequence to be connected pairwise. Inter-attention is different from self-attention, which expects to establish the connections between tokens belonging to two sequences of indeterminate length. Similar attention mechanisms tend to appear in reading comprehension tasks (Cui et al., 2017). Unlike the existing attention mechanism, we draw on FLAT to design the relative position encoding to enable it to discover the potential relationship between the tokens in two sequences. The original intention of this paper is to establish a connection between character sequences and word sequences so that the character sequence can fuse the boundary and semantic information of words.

**Auto-discovery** As shown in Fig. 4, we visualize the attention weights obtained by the inter-attention module. The heatmap will be a massive square if the FLAT method is used. It can be seen that the inter-attention module can effectively learn the correlation between characters and words. It is worth noting that the word “洗衣机 *washing machine*” in this sentence is given a higher weight than those of the characters “洗 *washing*” and “衣 *clothing*” than “洗衣 *laundry*”. The same is true for

<sup>2</sup><https://github.com/jiesutd/RichWordSegmentor>

<sup>3</sup><https://github.com/Embedding/Chinese-Word-Vectors>

<sup>4</sup>[https://ai.tencent.com/ailab/nlp/en/embedding.html\(v0.1.0\)](https://ai.tencent.com/ailab/nlp/en/embedding.html(v0.1.0))

Table 2: A comparison with other lexical enhancement methods. YJ lexicon is used here.

(a) F1 results obtained on Weibo (%).				(b) Results obtained on Resume (%).			
Models	NE	NM	Overall	Models	P	R	Overall
Lattice-LSTM	53.04	62.25	58.79	Lattice-LSTM	94.81	94.11	94.46
WC-LSTM	53.19	<b>67.41</b>	59.84	WC-LSTM	95.27	95.15	95.21
LR-CNN	57.14	66.67	59.92	LR-CNN	95.37	94.84	95.11
LGN	55.34	64.98	60.21	LGN	95.28	95.46	95.37
PLTE	53.55	64.90	59.76	PLTE	95.34	95.46	95.40
SoftLexicon	59.08	62.22	61.42	SoftLexicon	<b>95.71</b>	<b>95.77</b>	<b>95.74</b>
FLAT	-	-	60.32	FLAT	-	-	95.45
TENER	-	-	58.17	TENER	-	-	95.00
NFLAT	<b>59.10</b>	63.76	<b>61.94</b>	NFLAT	95.63	95.52	<b>95.58</b>
			(+3.77)				(+0.58)

(c) Results obtained on Ontonotes 4.0 (%).				(d) Results obtained on MSRA (%).			
Models	P	R	F1	Models	P	R	F1
Lattice-LSTM	76.35	71.56	73.88	Lattice-LSTM	93.57	92.79	93.18
WC-LSTM	76.09	72.85	74.43	WC-LSTM	94.58	92.91	93.74
LR-CNN	76.40	72.60	74.45	LR-CNN	94.50	92.93	93.71
LGN	76.13	73.68	74.89	LGN	94.19	92.73	93.46
PLTE	76.78	72.54	74.60	PLTE	94.25	92.30	93.26
SoftLexicon	<b>77.13</b>	75.22	76.16	SoftLexicon	94.73	93.40	94.06
FLAT	-	-	76.45	FLAT	-	-	94.12
TENER	-	-	72.43	TENER	-	-	92.74
NFLAT	75.17	<b>79.37</b>	<b>77.21</b>	NFLAT	<b>94.92</b>	<b>94.19</b>	<b>94.55</b>
			(+4.78)				(+1.81)

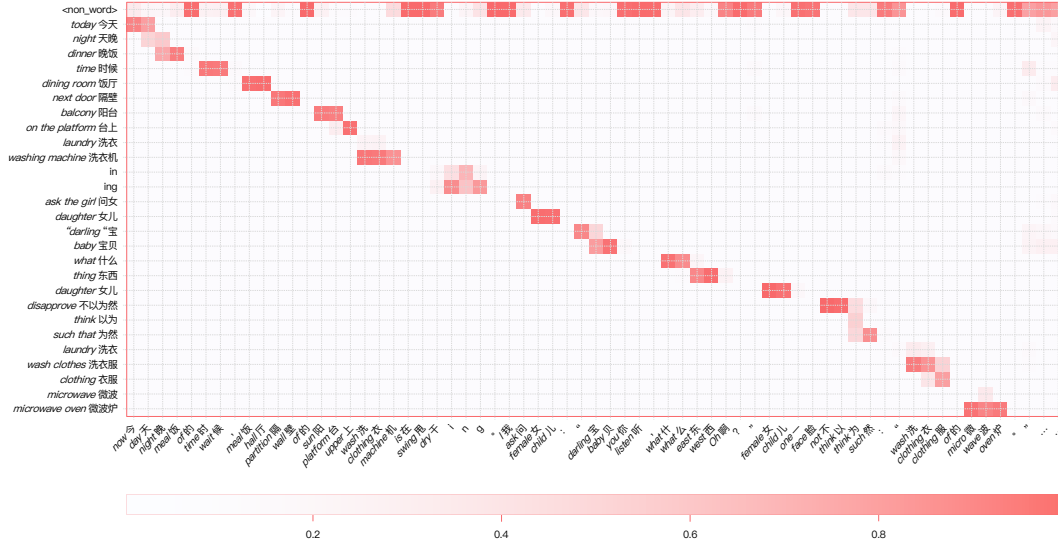


Figure 4: Visualization of the proposed inter-attention module.



“今天 *today*”, “天晚 *night*” and “晚饭 *dinner*”; “微波炉 *microwave oven*” and “微波 *microwave*”; “ing” and “in”; “不以为然 *disapprove*”, “以为 *think*” and “为然 *such that*”; “洗衣服 *wash clothes*” and “衣服 *clothing*”. Therefore, inter-attention can automatically discover valid words and increase their weights while reducing the weights of invalid words.

**Auto-suppression** It can also be seen from Fig. 4 that the proposed method adds the “<non\_word>” tag. This tag establishes the connections between punctuation marks, single characters, or characters that do not match the lexicon. According to the visualization result, the attention weights of punctuation marks such as “,”, “.”, “:”, “...”, “?” are concentrated on the “<non\_word>” tag. Besides, the stop words such as “的 *of*”, “在 *is*”, “你 *you*” are more concerned with the “<non\_word>” tag. There are also characters not matched to the lexicon, which are also assigned to the weights of the “<non\_word>” tags, such as “甩 *swing*”, “干 *dry*”, “一 *one*”, “脸 *face*”. So inter-attention can automatically suppress irrelevant characters and reduce noise information.

**Interpretability** We further examine the focus of other attention heads for multi-head interactive attention. Some of them pay more attention to the first character, and some have closer attention to the last character. This provides favorable evidence for interpreting the proposed method. The inter-attention module can be confirmed to learn the boundary relationship between Chinese characters and words very well. Moreover, it incorporates lexicon information to improve the performance of Chinese NER.

This paper does not purposely design ablation experiments for the inter-attention module. Since the superstructure of NFLAT is TENER, it can be directly compared with the experimental results of the baseline TENER method. From Table 2, we can see that NFLAT outperforms TENER, which is since the input of the self-attention encoder has fused lexicon information through the inter-attention encoder. This verifies the effectiveness of the non-flat-lattice architecture constructed by the inter-attention mechanism for performance boosting.

## 5.4 Complexity Analysis

**Time Complexity** Let us only consider the attention module. NFLAT includes the inter-attention of characters and words ( $\mathcal{O}(nmd)$ ), and the self-attention ( $\mathcal{O}(n^2d)$ ) of context, so the total complexity is ( $\mathcal{O}((n+m)nd)$ ). The lattice attention complexity of FLAT is ( $\mathcal{O}((n+m)^2d)$ ). As the length  $n$  of the Chinese character sequence increases, the size  $m$  of the matched word sequence must also increase, making the computational complexity difficult to estimate. Fig. 5a compares NFLAT and FLAT in the inference speed on one RTX 3090 card. We choose 1,000 sentences for each length, set the batch size to 1 and calculate the overall time (s/1k) used for processing all the 1k sentences. We can see that FLAT and NFLAT perform similarly when the sentence length is lower than 400. After that, NFLAT becomes faster than FLAT as the sentence length increases. When the sentence length exceeds 700, FLAT can not run on the GPU card due to its high memory usage.

**Space Complexity** We also compare FLAT and NFLAT in terms of memory usage when processing sentences with different lengths in Fig. 5b. In FLAT, the self-attention computation requires multiplying two  $(n+m) \times d$  matrices, so the space complexity is  $\mathcal{O}((n+m)^2)$ . The space complexity of self-attention and inter-attention in NFLAT is  $\mathcal{O}(n^2)$  and  $\mathcal{O}(nm)$ , respectively. The larger  $n$  is, the larger  $m$  is. So the memory usage of NFLAT is almost half of that of FLAT. As shown in the figure, FLAT occupies more and more memory as the sentence length increases until it stops working on the RTX 3090 card. On the other hand, NFLAT has a more stable memory occupancy rate. It still works after the sentence length exceeds 1000 and can improve the utilization of the device during the training stage.

**Model Size** With different hyper-parameter settings, the parameter size of NFLAT is between around 0.43M and 1.27M.

## 5.5 Flexibility of InterFormer

InterFormer can be extracted from NFLAT as a separate module. Compared with FLAT, it is more flexible because it does not rely on Transformer. It can be connected to LSTM, Bi-LSTM, CNN, Transformer, and even pre-trained models according to different tasks at the fusion layer. InterFormer



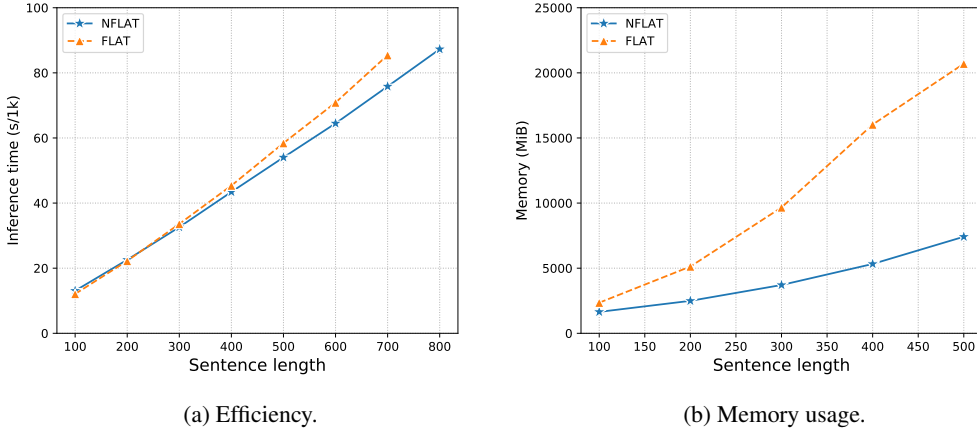


Figure 5: A comparison between FLAT and NFLAT in terms of efficiency and memory usage, evaluated at different sentence lengths.

Table 3: Performance evaluation on other lexicons or pretrained models. The result marked with  $\dagger$  is what we get by running the open source code. The results marked with \* are from Li et al. (2020). And *With Pre.* indicates whether to use a pre-trained model. (%)

Models	Lexicon	With Pre.	Weibo	Resume	Ontonotes	MSRA
CGN	LS	✗	63.09	94.12*	74.79	93.47
FLAT	LS	✗	63.42	94.93	75.70	94.35
NFLAT	LS	✗	<b>63.48</b>	<b>95.20</b>	<b>75.86</b>	<b>94.73</b>
Lattice-LSTM	TX(v0.1.0)	✗	60.79 $\dagger$	94.98 $\dagger$	75.79 $\dagger$	94.20 $\dagger$
NFLAT	TX(v0.1.0)	✗	<b>66.40</b>	<b>95.62</b>	<b>76.80</b>	<b>94.76</b>
BERT+CRF	-	✓	68.20*	95.53*	80.14*	94.95*
BERT+NFLAT	TX(v0.1.0)	✓	<b>71.04</b>	<b>96.86</b>	<b>82.78</b>	<b>96.40</b>

can also refer to the design of LEBERT (Liu et al., 2021) and add it to the middle layer of a pre-trained model. In addition, because it can establish a relationship between two sequences of different lengths, we can directly use a layer of InterFormer to model “characters” and “characters + words”. Although this method is not as efficient as NFLAT, it still has a decent performance.

## 5.6 Compatibility with Other Lexicons and Pre-trained Models

Since NFLAT uses the lighter InterFormer as a module for fusing lexicon information, it is possible to use a larger and richer lexicon. We additionally evaluate the performance of NFLAT on two larger lexicons, LS and TX, and compare other models using them. The experimental results are reported in Table 3. As the size of the lexicon increases, the performance of NFLAT improves. So a larger and richer lexicon is beneficial for NFLAT. NFLAT outperforms FLAT and CGN Sui et al. (2019) when we use LS as the lexicon. NFLAT performs better than Lattice-LSTM when they use the TX lexicon. NFLAT has the best performance when a larger scale lexicon, TX, is used.

Furthermore, NFLAT can easily integrate the pre-trained model into the embedding layer. This paper uses *BERT-wwm* released by Cui et al. (2021). It can be seen from Table 3 that NFLAT further improves the performance of the pre-trained model.

## 6 Conclusion

We presented a novel non-flat-lattice InterFormer module, as well as the NFLAT architecture, for Chinese NER with lexical enhancement. NFLAT decouples FLAT and divides Chinese NER into

two stages: lexicon fusion and context encoding, which have apparent performance advantages and efficiency. InterFormer can flexibly associate two indefinite-length sequences and achieve significant performance boosting for Chinese NER. InterFormer breaks the stereotype of the self-attention mechanism. We believe that it has certain universality and can be extended to any task that requires joint modeling of two information sequences. It is instrumental in multi-modal tasks, such as text and image sequences or speech and text sequences.

## References

- Jason P.C. Chiu and Eric Nichols. 2016. [Named entity recognition with bidirectional LSTM-CNNs](#). *Transactions of the Association for Computational Linguistics*, 4:357–370. 1
- Junyoung Chung, Caglar Gulcehre, KyungHyun Cho, and Yoshua Bengio. 2014. [Empirical evaluation of gated recurrent neural networks on sequence modeling](#). *arXiv preprint arXiv:1412.3555*. 3
- Yiming Cui, Wanxiang Che, Ting Liu, Bing Qin, and Ziqing Yang. 2021. [Pre-training with whole word masking for chinese bert](#). *IEEE Transactions on Audio, Speech and Language Processing*. 9
- Yiming Cui, Zhipeng Chen, Si Wei, Shijin Wang, Ting Liu, and Guoping Hu. 2017. [Attention-over-attention neural networks for reading comprehension](#). In *Proceedings of the 55th Annual Meeting of the Association for Computational Linguistics (Volume 1: Long Papers)*, pages 593–602, Vancouver, Canada. Association for Computational Linguistics. 6
- Zihang Dai, Zhilin Yang, Yiming Yang, Jaime Carbonell, Quoc Le, and Ruslan Salakhutdinov. 2019. [Transformer-XL: Attentive language models beyond a fixed-length context](#). In *Proceedings of the 57th Annual Meeting of the Association for Computational Linguistics*, pages 2978–2988, Florence, Italy. Association for Computational Linguistics. 4
- Dennis Diefenbach, Vanessa Lopez, Kamal Singh, and Pierre Maret. 2018. [Core techniques of question answering systems over knowledge bases: a survey](#). *Knowledge and Information systems*, 55(3):529–569. 1
- Ruixue Ding, Pengjun Xie, Xiaoyan Zhang, Wei Lu, Linlin Li, and Luo Si. 2019. [A neural multi-digraph model for Chinese NER with gazetteers](#). In *Proceedings of the 57th Annual Meeting of the Association for Computational Linguistics*, pages 1462–1467, Florence, Italy. Association for Computational Linguistics. 2
- Chuanhai Dong, Jiajun Zhang, Chengqing Zong, Masanori Hattori, and Hui Di. 2016. [Character-based lstm-crf with radical-level features for chinese named entity recognition](#). In *Natural Language Understanding and Intelligent Applications*, pages 239–250. Springer. 2
- Jeffrey L Elman. 1990. [Finding structure in time](#). *Cognitive Science*, 14(2):179–211. 3
- Tao Gui, Ruotian Ma, Qi Zhang, Lujun Zhao, Yu-Gang Jiang, and Xuanjing Huang. 2019a. [Cnn-based chinese ner with lexicon rethinking](#). In *Proceedings of the Twenty-Eighth International Joint Conference on Artificial Intelligence, IJCAI-19*, pages 4982–4988. International Joint Conferences on Artificial Intelligence Organization. 2, 6
- Tao Gui, Yicheng Zou, Qi Zhang, Minlong Peng, Jinlan Fu, Zhongyu Wei, and Xuanjing Huang. 2019b. [A lexicon-based graph neural network for Chinese NER](#). In *Proceedings of the 2019 Conference on Empirical Methods in Natural Language Processing and the 9th International Joint Conference on Natural Language Processing (EMNLP-IJCNLP)*, pages 1040–1050, Hong Kong, China. Association for Computational Linguistics. 2, 6
- Hangfeng He and Xu Sun. 2017a. [F-score driven max margin neural network for named entity recognition in Chinese social media](#). In *Proceedings of the 15th Conference of the European Chapter of the Association for Computational Linguistics: Volume 2, Short Papers*, pages 713–718, Valencia, Spain. Association for Computational Linguistics. 2, 5
- Hangfeng He and Xu Sun. 2017b. [A unified model for cross-domain and semi-supervised named entity recognition in chinese social media](#). *Proceedings of the AAAI Conference on Artificial Intelligence*, 31(1):3216–3222. 2

- Sepp Hochreiter and Jürgen Schmidhuber. 1997. [Long short-term memory](#). *Neural Computation*, 9(8):1735–1780. [3](#)
- Frank Hutter, Holger H. Hoos, and Kevin Leyton-Brown. 2011. [Sequential model-based optimization for general algorithm configuration](#). In *Learning and Intelligent Optimization*, pages 507–523, Berlin, Heidelberg. Springer Berlin Heidelberg. [14](#)
- Zhanming Jie and Wei Lu. 2019. [Dependency-guided LSTM-CRF for named entity recognition](#). In *Proceedings of the 2019 Conference on Empirical Methods in Natural Language Processing and the 9th International Joint Conference on Natural Language Processing (EMNLP-IJCNLP)*, pages 3862–3872, Hong Kong, China. Association for Computational Linguistics. [1](#)
- Deniz Karatay and Pinar Karagoz. 2015. [User interest modeling in twitter with named entity recognition](#). *Making Sense of Microposts (#Microposts2015)*, pages 17–20. [1](#)
- Mahboob Alam Khalid, Valentin Jijkoun, and Maarten de Rijke. 2008. [The impact of named entity normalization on information retrieval for question answering](#). In *Advances in Information Retrieval*, pages 705–710, Berlin, Heidelberg. Springer Berlin Heidelberg. [1](#)
- John D. Lafferty, Andrew McCallum, and Fernando C. N. Pereira. 2001. [Conditional random fields: Probabilistic models for segmenting and labeling sequence data](#). In *Proceedings of the Eighteenth International Conference on Machine Learning, ICML '01*, page 282–289, San Francisco, CA, USA. Morgan Kaufmann Publishers Inc. [3](#)
- Guillaume Lample, Miguel Ballesteros, Sandeep Subramanian, Kazuya Kawakami, and Chris Dyer. 2016. [Neural architectures for named entity recognition](#). In *Proceedings of the 2016 Conference of the North American Chapter of the Association for Computational Linguistics: Human Language Technologies*, pages 260–270, San Diego, California. Association for Computational Linguistics. [1](#), [2](#)
- Gina-Anne Levow. 2006. [The third international Chinese language processing bakeoff: Word segmentation and named entity recognition](#). In *Proceedings of the Fifth SIGHAN Workshop on Chinese Language Processing*, pages 108–117, Sydney, Australia. Association for Computational Linguistics. [5](#)
- Shen Li, Zhe Zhao, Renfen Hu, Wensi Li, Tao Liu, and Xiaoyong Du. 2018. [Analogical reasoning on Chinese morphological and semantic relations](#). In *Proceedings of the 56th Annual Meeting of the Association for Computational Linguistics (Volume 2: Short Papers)*, pages 138–143, Melbourne, Australia. Association for Computational Linguistics. [6](#)
- Xiaonan Li, Hang Yan, Xipeng Qiu, and Xuanjing Huang. 2020. [FLAT: Chinese NER using flat-lattice transformer](#). In *Proceedings of the 58th Annual Meeting of the Association for Computational Linguistics*, pages 6836–6842, Online. Association for Computational Linguistics. [2](#), [6](#), [9](#)
- Tianyu Liu, Jin-Ge Yao, and Chin-Yew Lin. 2019a. [Towards improving neural named entity recognition with gazetteers](#). In *Proceedings of the 57th Annual Meeting of the Association for Computational Linguistics*, pages 5301–5307, Florence, Italy. Association for Computational Linguistics. [1](#)
- Wei Liu, Xiyan Fu, Yue Zhang, and Wenming Xiao. 2021. [Lexicon enhanced Chinese sequence labeling using BERT adapter](#). In *Proceedings of the 59th Annual Meeting of the Association for Computational Linguistics and the 11th International Joint Conference on Natural Language Processing (Volume 1: Long Papers)*, pages 5847–5858, Online. Association for Computational Linguistics. [9](#)
- Wei Liu, Tongge Xu, Qinghua Xu, Jiayu Song, and Yueran Zu. 2019b. [An encoding strategy based word-character LSTM for Chinese NER](#). In *Proceedings of the 2019 Conference of the North American Chapter of the Association for Computational Linguistics: Human Language Technologies, Volume 1 (Long and Short Papers)*, pages 2379–2389, Minneapolis, Minnesota. Association for Computational Linguistics. [2](#), [6](#)

- Ruotian Ma, Minlong Peng, Qi Zhang, Zhongyu Wei, and Xuanjing Huang. 2020. [Simplify the usage of lexicon in Chinese NER](#). In *Proceedings of the 58th Annual Meeting of the Association for Computational Linguistics*, pages 5951–5960, Online. Association for Computational Linguistics. 2, 6
- Xuezhe Ma and Eduard Hovy. 2016. [End-to-end sequence labeling via bi-directional LSTM-CNNs-CRF](#). In *Proceedings of the 54th Annual Meeting of the Association for Computational Linguistics (Volume 1: Long Papers)*, pages 1064–1074, Berlin, Germany. Association for Computational Linguistics. 1
- Yuxian Meng, Wei Wu, Fei Wang, Xiaoya Li, Ping Nie, Fan Yin, Muyu Li, Qinghong Han, Xiaofei Sun, and Jiwei Li. 2019. [Glyce: Glyph-vectors for chinese character representations](#). In *Advances in Neural Information Processing Systems*, volume 32. Curran Associates, Inc. 2
- Xue Mengge, Bowen Yu, Tingwen Liu, Yue Zhang, Erli Meng, and Bin Wang. 2020. [Porous lattice transformer encoder for Chinese NER](#). In *Proceedings of the 28th International Conference on Computational Linguistics*, pages 3831–3841, Barcelona, Spain (Online). International Committee on Computational Linguistics. 2, 6
- Yuyang Nie, Yuanhe Tian, Yan Song, Xiang Ao, and Xiang Wan. 2020a. [Improving named entity recognition with attentive ensemble of syntactic information](#). In *Findings of the Association for Computational Linguistics: EMNLP 2020*, pages 4231–4245, Online. Association for Computational Linguistics. 2
- Yuyang Nie, Yuanhe Tian, Xiang Wan, Yan Song, and Bo Dai. 2020b. [Named entity recognition for social media texts with semantic augmentation](#). In *Proceedings of the 2020 Conference on Empirical Methods in Natural Language Processing (EMNLP)*, pages 1383–1391, Online. Association for Computational Linguistics. 2
- Nanyun Peng and Mark Dredze. 2015. [Named entity recognition for Chinese social media with jointly trained embeddings](#). In *Proceedings of the 2015 Conference on Empirical Methods in Natural Language Processing*, pages 548–554, Lisbon, Portugal. Association for Computational Linguistics. 5
- Nanyun Peng and Mark Dredze. 2016. [Improving named entity recognition for Chinese social media with word segmentation representation learning](#). In *Proceedings of the 54th Annual Meeting of the Association for Computational Linguistics (Volume 2: Short Papers)*, pages 149–155, Berlin, Germany. Association for Computational Linguistics. 2
- Sebastian Riedel, Limin Yao, Andrew McCallum, and Benjamin M. Marlin. 2013. [Relation extraction with matrix factorization and universal schemas](#). In *Proceedings of the 2013 Conference of the North American Chapter of the Association for Computational Linguistics: Human Language Technologies*, pages 74–84, Atlanta, Georgia. Association for Computational Linguistics. 1
- Burr Settles. 2004. [Biomedical named entity recognition using conditional random fields and rich feature sets](#). In *Proceedings of the International Joint Workshop on Natural Language Processing in Biomedicine and its Applications (NLPBA/BioNLP)*, pages 107–110, Geneva, Switzerland. COLING. 1
- Yan Song, Shuming Shi, Jing Li, and Haisong Zhang. 2018. [Directional skip-gram: Explicitly distinguishing left and right context for word embeddings](#). In *Proceedings of the 2018 Conference of the North American Chapter of the Association for Computational Linguistics: Human Language Technologies, Volume 2 (Short Papers)*, pages 175–180, New Orleans, Louisiana. Association for Computational Linguistics. 6
- Dianbo Sui, Yubo Chen, Kang Liu, Jun Zhao, and Shengping Liu. 2019. [Leverage lexical knowledge for Chinese named entity recognition via collaborative graph network](#). In *Proceedings of the 2019 Conference on Empirical Methods in Natural Language Processing and the 9th International Joint Conference on Natural Language Processing (EMNLP-IJCNLP)*, pages 3830–3840, Hong Kong, China. Association for Computational Linguistics. 2, 9
- Tianxiang Sun, Yunfan Shao, Xiaonan Li, Pengfei Liu, Hang Yan, Xipeng Qiu, and Xuanjing Huang. 2020. [Learning sparse sharing architectures for multiple tasks](#). In *Proceedings of the AAAI Conference on Artificial Intelligence*, volume 34, pages 8936–8943. 1

- Ashish Vaswani, Noam Shazeer, Niki Parmar, Jakob Uszkoreit, Llion Jones, Aidan N Gomez, Łukasz Kaiser, and Illia Polosukhin. 2017. [Attention is all you need](#). In *Advances in Neural Information Processing Systems*, volume 30. Curran Associates, Inc. 3, 5
- Zhibo Wang, Xiaohui Cui, Lu Gao, Qi Yin, Lei Ke, and Shurong Zhang. 2016. [A hybrid model of sentimental entity recognition on mobile social media](#). *EURASIP Journal on Wireless Communications and Networking*, 2016(1):1–12. 1
- Ralph Weischedel, Sameer Pradhan, Lance Ramshaw, Martha Palmer, Nianwen Xue, Mitchell Marcus, Ann Taylor, Craig Greenberg, Eduard Hovy, Robert Belvin, et al. 2011. [Ontonotes release 4.0](#). LDC2011T03, Philadelphia, Penn.: Linguistic Data Consortium. 5
- Shuang Wu, Xiaoning Song, and Zhenhua Feng. 2021. [MECT: Multi-metadata embedding based cross-transformer for Chinese named entity recognition](#). In *Proceedings of the 59th Annual Meeting of the Association for Computational Linguistics and the 11th International Joint Conference on Natural Language Processing (Volume 1: Long Papers)*, pages 1529–1539, Online. Association for Computational Linguistics. 2
- Yonghui Wu, Min Jiang, Jianbo Lei, and Hua Xu. 2015. [Named entity recognition in chinese clinical text using deep neural network](#). In *MEDINFO 2015: eHealth-enabled Health*, pages 624–628. IOS Press. 2
- Hang Yan, Bocao Deng, Xiaonan Li, and Xipeng Qiu. 2019. [Tener: adapting transformer encoder for named entity recognition](#). *arXiv preprint arXiv:1911.04474*. 3, 5, 6
- Jie Yang, Yue Zhang, and Fei Dong. 2017. [Neural word segmentation with rich pretraining](#). In *Proceedings of the 55th Annual Meeting of the Association for Computational Linguistics (Volume 1: Long Papers)*, pages 839–849, Vancouver, Canada. Association for Computational Linguistics. 6
- Yue Zhang and Jie Yang. 2018. [Chinese NER using lattice LSTM](#). In *Proceedings of the 56th Annual Meeting of the Association for Computational Linguistics (Volume 1: Long Papers)*, pages 1554–1564, Melbourne, Australia. Association for Computational Linguistics. 2, 5, 6

## A Appendix

### A.1 Statistics of Lexicons

Table 4 shows the statistics of the external lexicons used in this paper, mainly including their total words, single-character words, two-character words, three-character words, and words with more characters. Also, we list the dimensions of the word vectors in each lexicon.

We list the maximum and average character lengths for each dataset sample in Table 5. It also shows the lengths of words matched on each lexicon for the four datasets. It can be found that as the size of the lexicon increases, the length of matching words also becomes longer. So it makes FLAT challenging to deal with large-scale lexicons, and NFLAT can make up for this shortcoming and bring better performance.

Table 4: Statistics of the lexicons. The *Single*, *Two*, and *Three* represent the number of characters in the word, respectively. The *Other* means the number of words with more characters. The *Dimension* is the dimension of the word embedding.

Lexicons	Total	Single	Two	Three	Other	Dimension
YJ	704.4k	5.7k	291.5k	278.1k	129.1k	50d
LS	1292.6k	18.5k	347.7k	415.6k	511.3k	300d
TX (v0.1.0)	8824.3k	22.7k	2031.2k	2034.6k	4735.8k	200d

Table 5: Match statistics on each dictionary for different datasets. We have done a segmentation process for MSRA and Ontonotes 4.0.

Datasets	Char Length Max.	Char Length Avg.	Matching Word Length	Lex. YJ	Lex. LS	Lex. TX
Weibo	175	54	Avg. Max.	22 133	27 167	43 164
Resume	178	32	Avg. Max.	25 159	24 149	40 215
Ontonotes 4.0	273	37	Avg. Max.	19 205	19 185	31 367
MSRA	281	46	Avg. Max.	25 143	25 166	40 314

### A.2 Hyper-parameters Selection

We manually selected parameters on the two large-scale datasets, including Ontonotes 4.0 and MSRA. We used the SMAC (Hutter et al., 2011) algorithm to search for the best hyper-parameters for the two small datasets, Weibo and Resume. The range of parameters is listed in Table 6.

### A.3 Case Study

Tables 7 - 8 show several case studies comparing the results of FLAT and NFLAT on the Ontonotes 4.0 test data.

The results in Table 2c show that NFLAT significantly improves recall due to its incorporation of lexicon information. Nevertheless, it also brought a slight decrease in precision. It can be seen from Table 7 that there are some problems with missing gold labels in the Ontonotes 4.0 test data. In sentence 1, “九龙街 *Kowloon Street*” is not annotated, but both FLAT and NFLAT can correctly identify it. In sentence 2, “梁 *Liang*” is missing the gold label, and both FLAT and NFLAT recognize this entity, while NFLAT’s results are more accurate than FLAT. In sentence 3, neither the gold label nor FLAT annotates “萨国 *Republic of El Salvador*”, only the NFLAT prediction is correct.



Accordingly, if the test data is correctly annotated, we believe that NFLAT will get a higher F1 with its excellent recall.

The advantages of NFLAT over FLAT can be analyzed from the case studies in Table 8. In sentence 1, FLAT truncates the 13-character long entity into a GPE entity and an ORG entity, while NFLAT does not. It shows that FLAT is not as good as NFLAT in identifying the boundaries of long entities. In sentences 2 and 3, FLAT increases the boundary range of the entity. Nevertheless, the NFLAT gives the correct answer due to the effect of the “<non\_word>” tag in the NFLAT can automatically disable noise words. In sentence 4, “津巴布韦 *Zimbabwe*” (GPE) and “斯·埃万 *Si Aiwan*” (PER) were not predicted by FLAT, while NFLAT effectively predicted them. The above suggests that NFLAT’s ability to incorporate lexicon information is better than FLAT in some aspects.

#### A.4 Learning Curves

We evaluate the performance of NFLAT on each dataset with different seeds. The results are shown in Fig. 6. It can be seen that its results on Resume, Ontonotes 4.0, and MSRA become more stable with increasing training iterations. However, the performance fluctuates significantly during the training process on Weibo. Weibo data is relatively small from the field of social media, and the text is colloquial. There are network words, noise information, and differences in the data, so the fluctuation is relatively large. This phenomenon also appears in other models, such as FLAT.

#### A.5 Societal Impacts

The weights of word embeddings and pre-trained models used in this article are all from assets released by others. It is difficult to guarantee that this information is free from bias regarding gender, race, abuse, violence, physical ability, etc. It is mainly related to the corpus used for training. We do not avoid these biases, but they generally do not occur in our experimental datasets.

In addition to this, the datasets we use are collected from the web or news. Some data may contain sensitive content involving privacy, politics, and offensiveness. We have avoided presenting this kind of data in our case studies.

#### A.6 Limitations

The NER method used in this paper is limited to Chinese. We did not evaluate NFLAT performance in other languages. Although we think this method might not work for English, it might work for Japanese, Thai, etc., similar to Chinese. A feature of these languages is that there is no clear word boundary between words, just like the use of spaces to separate words in English sentences. Besides, the performance of our method is limited by the quality, size, richness, and domain of the lexicon. These factors will affect the performance of NER to varying degrees, as Section 5.6 describes the results obtained with different richness or sizes.

Table 6: Range of Hyper-parameters.

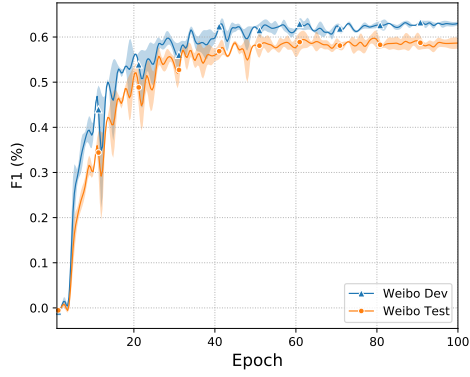
Hyper-parameter	Caption	Range
warmup	The warm-up ratio.	[0.05, 0.1, 0.2, 0.3, 0.4]
batch_size	The batch size.	[8, 10, 16]
char_embed_dropout	The dropout rate of the character embedding.	[0.3, 0.4, 0.5]
word_embed_dropout	The dropout rate of the word embedding.	[0.001, 0.002, 0.003]
lr	The learning rate.	[0.001, 0.002, 0.003]
multi-head	The number of multi-head and the dimensions of each head.	[8-16, 8-20, 8-32, 12-16, 12-20]
fc_dropout1	The dropout rate of the linear layer in Transformer and InterFormer.	[0, 0.2, 0.4]
fc_dropout2	The dropout rate of the linear layer in NFLAT.	[0, 0.2, 0.4]
attn_dropout	The dropout rate of the weight for self-attention and inter-attention.	[0, 0.1, 0.2]
is_less_head	Whether the number of self-attention heads is half of that of the inter-attention heads.	[True, False]

Table 7: The lack of annotations on the test dataset on Ontonotes 4.0.

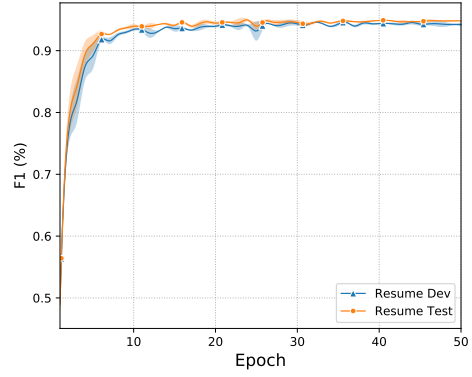
<b>Sentence #1</b> (Truncated)	... 又开始了 <b>九龙街</b> 的建设 ... ... Construction of <b>Kowloon Street</b> started again ...									
Characters	又	开	始	了	九	龙	街	的	建	设
Gold Labels	O	O	O	O	O	O	O	O	O	O
FLAT	O	O	O	O	B-LOC	M-LOC	E-LOC	O	O	O
NFLAT	O	O	O	O	B-LOC	M-LOC	E-LOC	O	O	O
<b>Sentence #2</b> (Truncated)	... <b>梁</b> 乡长眉头深锁 ... ... Village Chief <b>Liang</b> frowned deeply ...									
Characters	...	...	梁	乡	长	眉	头	深	锁	
Gold Labels	...	...	O	O	O	O	O	O	O	
FLAT	...	...	B-PER	M-PER	E-PER	O	O	O	O	
NFLAT	...	...	S-PER	O	O	O	O	O	O	
<b>Sentence #3</b> (Truncated)	... 一千两百多位 <b>萨</b> 国民众在 ... ... More than 1,200 people from the <b>Republic of El Salvador</b> ...									
Characters	一	千	两	百	多	位	萨	国	民	众
Gold Labels	O	O	O	O	O	O	O	O	O	O
FLAT	O	O	O	O	O	O	O	O	O	O
NFLAT	O	O	O	O	O	O	B-GPE	E-GPE	O	O

Table 8: Case study comparing FLAT vs NFLAT on Ontonotes 4.0.

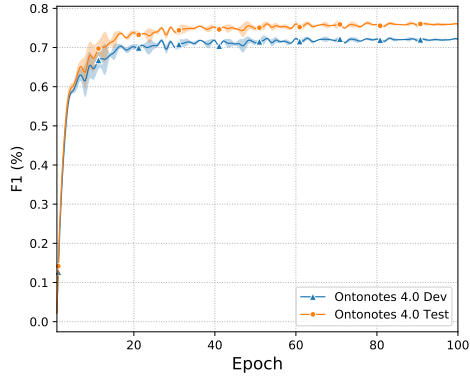
<b>Sentence #1</b> (Truncated)														
... 美国必纯士国际实业有限公司 ... ... <i>American Betwens International Industrial Co., Ltd.</i> ...														
Characters	美	国	必	纯	士	国	际	实	业	有	限	公	司	
Gold Labels	B-ORG	M-ORG	M-ORG	M-ORG	M-ORG	M-ORG	M-ORG	M-ORG	M-ORG	M-ORG	M-ORG	M-ORG	M-ORG	E-ORG
FLAT	B-GPE	<i>E-GPE</i>	<i>O</i>	<i>O</i>	<i>O</i>	<i>B-ORG</i>	M-ORG	M-ORG	M-ORG	M-ORG	M-ORG	M-ORG	M-ORG	E-ORG
NFLAT	B-ORG	M-ORG	M-ORG	M-ORG	M-ORG	M-ORG	M-ORG	M-ORG	M-ORG	M-ORG	M-ORG	M-ORG	M-ORG	E-ORG
<b>Sentence #2</b> (Truncated)														
... 中部秀姑峦山区的红桧林 ... ... <i>The red cypress forest in the Xiugulian Mountains in central</i> ...														
Characters	中	部	秀	姑	峦	山	区	的	红	桧	林	...	...	
Gold Labels	O	O	B-LOC	M-LOC	M-LOC	M-LOC	E-LOC	O	O	O	O	...	...	
FLAT	<i>B-LOC</i>	<i>M-LOC</i>	<i>M-LOC</i>	M-LOC	M-LOC	M-LOC	E-LOC	O	<i>B-LOC</i>	<i>M-LOC</i>	<i>E-LOC</i>	...	...	
NFLAT	O	O	B-LOC	M-LOC	M-LOC	M-LOC	E-LOC	O	O	O	O	...	...	
<b>Sentence #3</b> (Truncated)														
... 龙山中训导主任陈采卿 ... ... <i>Caiqing Chen, the director of Longshan junior high school</i> ...														
Characters	龙	山	国	中	训	导	主	任	陈	采	卿	...	...	
Gold Labels	B-ORG	M-ORG	M-ORG	E-ORG	O	O	O	O	B-PER	M-PER	E-PER	...	...	
FLAT	B-ORG	M-ORG	M-ORG	<i>M-ORG</i>	<i>M-ORG</i>	<i>E-ORG</i>	O	O	B-PER	M-PER	E-PER	...	...	
NFLAT	B-ORG	M-ORG	M-ORG	E-ORG	O	O	O	O	B-PER	M-PER	E-PER	...	...	
<b>Sentence #4</b> (Truncated)														
... 津巴布韦选手斯·埃万 ... ... <i>The competitor from Zimbabwe, Si Aiwun</i> ...														
Characters	津	巴	布	韦	选	手	斯	·	埃	万	...	...	...	
Gold Labels	B-GPE	M-GPE	M-GPE	E-GPE	O	O	B-PER	M-PER	M-PER	E-PER	...	...	...	
FLAT	<i>O</i>	<i>O</i>	<i>O</i>	<i>O</i>	O	O	<i>O</i>	<i>O</i>	<i>O</i>	<i>O</i>	...	...	...	
NFLAT	B-GPE	M-GPE	M-GPE	E-GPE	O	O	B-PER	M-PER	M-PER	E-PER	...	...	...	



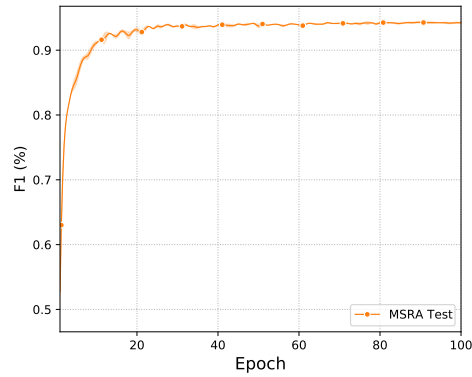
(a) Learning curve on Weibo.



(b) Learning curve on Resume.



(c) Learning curve on Ontonotes 4.0.



(d) Learning curve on MSRA.

Figure 6: Learning curves on four datasets. The lexicon used is YJ. There is no dev set in the MSRA dataset. And the result with averages and standard deviations across 3 seeds.