

CVTT: Cross-Validation Through Time

SERGEY KOLESNIKOV and MIKHAIL ANDRONOV*, Tinkoff,

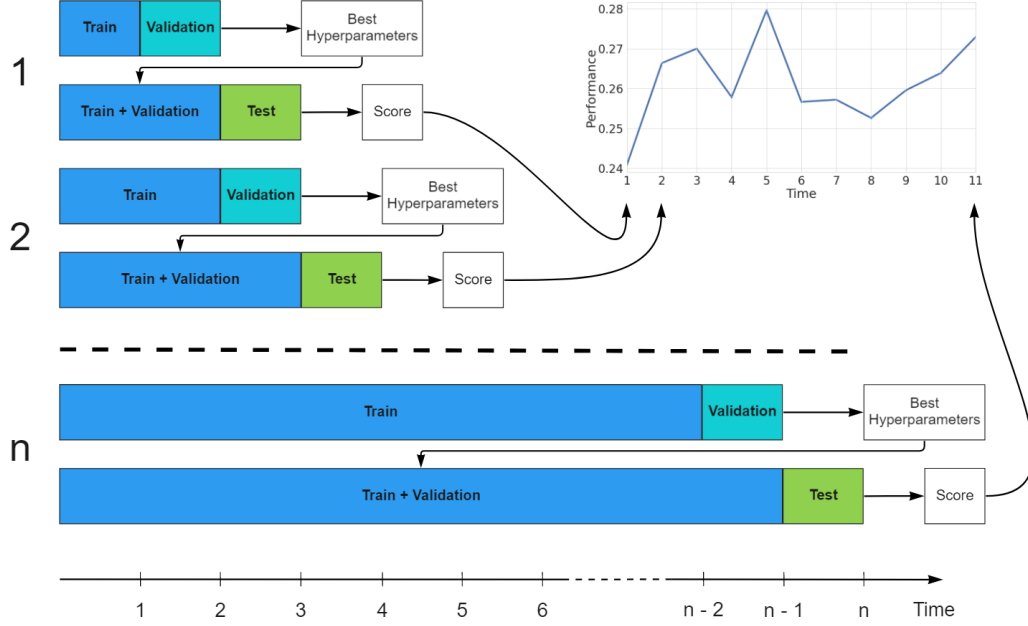


Fig. 1. CVTT evaluation scheme.

The practical aspects of evaluating recommender systems is an actively discussed topic in the research community. While many current evaluation techniques bring performance down to a single-value metric as a straightforward approach for model comparison, it is based on a strong assumption of the methods' stable performance over time. In this paper, we argue that leaving out a method's continuous performance can lead to losing valuable insight into joint data-method effects. We propose the Cross-Validation Thought Time (CVTT) technique to perform more detailed evaluations, which focus on model cross-validation performance over time. Using the proposed technique, we conduct a detailed analysis of popular RecSys algorithms' performance against various metrics and datasets. We also compare several data preparation and evaluation strategies to analyze their impact on model performance. Our results show that model performance can vary significantly over time, and both data and evaluation setup can have a marked effect on it.

*The work was done during an internship in the Tinkoff Lab.

Authors' address: Sergey Kolesnikov, s.s.kolesnikov@tinkoff.ai; Mikhail Andronov, ext.mandronov@tinkoff.ai, Tinkoff,

1 INTRODUCTION

Recommender Systems (RecSys) have always attracted much attention from academia and industry practitioners [2, 7]. On the one hand, RecSys methods are already actively used for recommendations in a large variety of domains such as movies [54], music [43], news [14], and many more [3, 42, 60]. Various new methods are constantly being developed in order to improve user recommendations with deep learning techniques [35, 45, 61], memory-based [51] and latent factor-based methods [11, 29, 46], or even reinforcement learning [1, 36]. On the other hand, despite all this progress, the RecSys evaluation protocol is still an open question due to various possible data splitting strategies and data preparation approaches [12, 28, 52]. In this way, in order to unlock the full potential of data-driven approaches, we still require more nuanced evaluation techniques to fully estimate RecSys methods on historical data.

Evaluating Recommender Systems can be quite challenging, especially in time-aware settings such as sequential recommendations. In early works [6, 8], researchers highlighted the importance of time-based algorithm validation. In a prior study [57], the authors sampled 85 papers published in 2017-2019 from top conferences, and concluded that random-split-by-ratio and leave-one-out splitting strategies are used in 82% of cases. At the same time, recent studies [40] pointed out that the most strict and realistic setting for data splitting is a global temporal split, where a fixed time-point separates interactions for training and testing. The authors found that, out of 17 recommender algorithms published from 2009 to 2020, only 2 were evaluated using this scenario. In another work [23], the authors compare the impact of data leaks on different RecSys methods. Their findings show that "future data" can improve or deteriorate recommendation accuracy, making the impact of data leakage unpredictable.

The key idea behind our method stems from the intuitive observation of the desiderata of a correct offline evaluation over time i.e. (a) it should be compatible with any current RecSys approach, (b) it should prevent any possible data leak from future observations, (c) it should be able to capture the impact of diversity and the variability present in real-world data on the model performance, (d) it should provide valuable analysis for the practitioner during the best model selection. Our work takes a small step in determining whether we can acquire such an evaluation protocol without any domain-specific priors.

The key insights behind our method (Figure 1) are embarrassingly simple: (1) RecSys performance changes significantly over time, (2) our choice and usage of the time component affects the metrics we receive upon evaluation. While validation over time is demanding in such a setup, a realistic setting for time-based algorithm validation is precisely what current RecSys evaluation progress insists on.

Our Contributions: We list the major contributions.

- We present CVTT: a surprisingly simple method based on recent advances in data splitting and cross-validation techniques. Our method is quite general and therefore requires minimal changes in order to be incorporated with most RecSys algorithms.
- The performance of RecSys models gradually changes, and our findings demonstrate that new data flow can lead to significant performance changes. Moreover, we show that methods could have performance trends over time.
- Although it is natural to expand the training dataset with time, we demonstrate that performance can change significantly depending on the chosen data strategy, and continuously extending the dataset can lead to biased results.
- Last but not least, we highlight the performance gap between just-in-time and delayed method evaluation on a subset of RecSys approaches, and how there is no difference for others.

Table 1. Overview of data splitting strategies reported in the literature, as well as the dataset(s) those papers use.

Model	Random Split	User Split	Leave One Out	Temporal Split		Used Datasets
				User-based	Global	
BPR [47] (2009)	✓	×	×	×	×	N
AVG [5] (2010)	✓	✓	×	×	×	M100
FPMC [48] (2010)	×	×	✓	×	×	-
PureSVD [11] (2010)	✓	×	×	×	✓	M1, N
SLIM [41] (2011)	✓	×	×	×	×	M10, N, B
AutoRec [53] (2015)	✓	×	×	×	×	M1, M10, N
CDAE [61] (2016)	✓	×	×	×	×	M10, Y, N
VBPR [17] (2016)	✓	×	×	×	×	A
CML [19] (2017)	✓	×	×	×	×	M2, B
NeuMF [18] (2017)	×	×	✓	×	×	M1, P
CVAE [34] (2017)	✓	×	×	×	×	-
GreedyLM [62] (2017)	✓	✓	×	×	×	M1
VAECF [35] (2018)	×	✓	×	✓	×	M2, N
Triple2vec [58] (2018)	×	×	✓	×	×	I, D
SASRec [26] (2018)	×	×	✓	×	×	A, M1
TARMF [37] (2018)	✓	×	×	×	×	Y, A
XPO [49] (2019)	✓	✓	×	×	×	M1
CTRec [4] (2019)	×	×	✓	✓	×	T, A
SVAE [50] (2019)	×	✓	×	✓	×	M1, N
BERT4Rec [56] (2019)	×	×	✓	×	×	A, M1, M2
VBCAR [39] (2019)	×	×	×	×	✓	I
Set2Set [20] (2019)	×	×	×	✓	×	T, D
DCRL [63] (2019)	×	×	×	×	✓	M2, G
MARank [64] (2019)	×	×	✓	×	×	Y, A
GATE [38] (2019)	✓	×	×	×	×	M2, B
TiSASRec [32] (2020)	×	×	✓	×	×	M1, A
JSR [65] (2020)	×	×	✓	×	×	M2, A
TAFA [68] (2020)	✓	×	×	×	×	Y, A
DICER [67] (2020)	✓	×	×	×	×	A
GFAR [27] (2020)	✓	✓	×	×	×	M1, K

M1: Movielens-1M, M10: Movielens-10M, M2: Movielens-20M, M100: Movielens-100K

G: Gowalla, I: Instacart, A: Amazon, Y: Yelp, P: Pinterest

B: Book-X, D: Dunnhumby, T: Tafeng, K: KGRec-music, N: Netflix

2 RELATED WORK

CVTT is based on recent developments in general and sequential recommenders' evaluation. In this section, we outline related works leveraging evaluation protocols and cross-validation approaches for different RecSys domains.

2.1 Offline evaluation

Following recent studies in RecSys evaluation [9, 23, 40], we summarize the five main data splitting strategies for offline RecSys evaluation:

- **Random Split** randomly splits per-user interactions into train and test folds. The main disadvantage of these methods is that they can hardly be reproduced unless the authors released the used data splits.

- **User Split** randomly split users, rather than their interactions, into train and test groups. In this case, particular users and all their interactions are reserved for training, while a different user set and all their interactions are applied for testing.
- **Leave One Out Split** selects one last final transaction per user for testing while keeping all remaining interactions for training. In the case of next-item recommendations, the last interaction corresponds to the last user-item pair per user [4, 18, 65]. In the case of next-basket recommendations, the last interaction is defined as a basket [48, 58].
- **Temporal User Split** splits per-user interactions into train and test sets based on interaction timestamps (e.g., the last 20% of interactions are used for testing). While this scenario is actively used in the sequential RecSys domain [35, 59], it could lead to a data leakage discussed in [40].
- **Temporal Global Split** splits all available interactions into train and test folds based on a fixed timestamp. Interactions before it are used for training, and those that come after are reserved for testing. Compared to Leave One Out Split or Temporal User Split, this method could sample fewer interactions for testing since having the same amount of users or items in train and test sets is not guaranteed. Nevertheless, according to recent studies [23], this is the only strategy that prevents data leakage.

An overview of where these strategies were used is presented in Table 1. As noted in previous works [40], there is little consistency in the selection of evaluation protocols. Even when the same datasets are used, researchers can select different data splitting strategies for model comparison. For example, in [37] and [64] all authors used Amazon and Yelp datasets, but different methods were used as data splitting strategies: Random Split and Leave One Out, respectively. Furthermore, Table 1 shows that very few (3 out of 30) methods were evaluated in the most realistic and data-leak-proofed strategy [23] by using temporal global split.

2.2 Time-Aware Cross-Validation

While RecSys offline evaluation is an actively studied topic, RecSys time-aware cross-validation is not as widely covered. To bridge this gap, we reviewed recent approaches in RecSys cross-validation methods.

Researchers were interested in time-aware evaluation from as far back as [8, 13]. Unfortunately, older studies were limited to collaborative filtering approaches and their corresponding datasets: Netflix and Movielens. On the other hand, while recent works [31] focus on sequence-aware approaches, they lack simple statistical and matrix factorization-based baselines, including only RNN-based methods. Meanwhile, many recent works [20, 50, 52] only focus on temporal user evaluation, which may be affected by data leak issue [40]. Finally, available global temporal-based benchmarks [28] lack time-dependent evaluation over time, reducing the final performance to a single-value metric.

CVTT extends and generalizes recent works [40, 52] in order to address the challenge of Recommender System evaluation over time, highlighting the corresponding time-dependent nuances. The results of our experiments demonstrate that CVTT could help identify subtle patterns in the dependence of model performance on input data.

3 BACKGROUND

CVTT stands for cross-validation thorough time, therefore requiring a time component for evaluation. To showcase our methodology, we apply it for the next-period prediction task (Section 3.1) using various RecSys datasets (Section 3.2) and methods (Section 3.3). We briefly outline these fundamentals before detailing our methods in Section 4.

Dataset	Before preprocessing			After preprocessing			Final statistics			
	# users	# items	# interactions	# users	# items	# interactions	# inter. per user	# inter. per user per period	# inter. per item	# inter. per item per period
TaFeng	32266	23812	817741	3470	2929	196549	56	14	67	16
TTRS	50000	2873	14287287	9396	1157	2744828	292	20	2372	169
Dunnhumby	50000	4997	31057875	11047	3178	11594609	1049	40	3648	140

Table 2. Dataset statistics before and after preprocessing

3.1 Tasks

Recommender systems typically observe interactions between a set of users and a set of items. For example, these interactions could be actions such as clicking on a link [25], rating a movie [16] or listening to a song [10]. The goal of a Recommender System is to learn users’ interests through observed interactions and build a predictive model to recommend new or repeated products, movies, or songs. In classical formulation, the researchers build a matrix of observed interactions between users and items. Based on such input, the model ranks all items for each user, trying to predict future ones. This task is called the top-n recommendation task [11]. Alternatively, we could store observed interactions as time-ordered user-based sequences and predict the next item the user could interact with. This is the next-item prediction task [44]. If the user can consume sets of items simultaneously and we want to predict the whole set of interactions, this is called the next-basket prediction task [44]. Finally, if we are curious about user interests over time, we could group user interactions into time-based baskets and predict their interactions for the next predefined period. This is the next-period recommendation task [28, 66]. In this work, we focus on the latter task, as it is capable of natively integrating with the global temporal split and is actively used in relevant works [23, 52].

3.2 Datasets

We chose three of the most common time-based datasets in recommender system research:

- Ta-Feng¹ - a Chinese grocery store dataset that has basket-based transaction data from November 2000 to February 2001. Each transaction has a timestamp. Items with identical timestamps are considered as one basket. This dataset is widely used for next-basket prediction research [20, 21, 30].
- TTRS - recently proposed financial transactions dataset [28]. It contains over 2 million interactions between almost 10,000 users and more than 1,000 merchants over a period of 14 months, from January 2019 to February 2020.
- Dunnhumby² (DHB) - a dataset provided by Dunnhumby that contains customers transaction data over a period of 117 weeks from April 2006 to July 2008. For benchmarking purposes, we select the "Let’s Get Sort-of-Real sample 50K customers" version of the dataset, which is well-known among the research community [15, 20, 21].

The choice of datasets for our research question is limited, as the datasets need to have timestamps included so that the data can be split and evaluated based on time. We also filter the dataset to only include users and items with at least one interaction at each period, following prior works [28]. Statistical information on the raw datasets is summarized in Table 2.

¹<https://www.kaggle.com/chiranjivdas09/ta-feng-grocery-dataset>

²<https://www.dunnhumby.com/source-files/>

3.3 Methods

To determine the data-over-time effects on various different methods, we experiment with a set of 8 recommenders from the literature:

- **TopPopular** [24], **TopPersonal** [21] are simple RecSys baselines that work based on item popularity. The TopPopular algorithm recommends the most popular items, sorting them in descending order of global popularity. The TopPersonal method focuses on items with which the user has already interacted. The recommendation list is created by sorting them in descending order of interaction frequency. If no personal recommendations are found, TopPersonal uses the TopPopular approach for prediction.
- **NMF** [33], **PureSVD** [11], **IALS** [22] are matrix factorization-based (MF-based) models. These models are designed to approximate any value in the interaction matrix by multiplying the user and item vectors in the hidden space.
- **SLIM** [41], **EASE** [55] are linear models that learn an item-item weight matrix to recommend new ones based on the previous history.
- **ItemKNN** [51] is an item-based k-nearest neighbors method, which utilizes similarities between previously purchased items. Similar to [12], we used different similarity measures during our experiments: Jaccard coefficient, Cosine, Asymmetric Cosine, and Tversky similarity.

4 CROSS-VALIDATION THROUGH TIME

To evaluate how the recommender’s performance changes over time, we adopt a recently proposed global temporal split for cross-validation setup, building on the ideas from [23, 28, 52]. We split the datasets at regular intervals, leading to several “*folds*” per dataset. There are two possible ways of creating a training dataset for each fold in this scenario. Each fold could contain all data up to a specific time point (expand strategy), or include only the data from several last months (window strategy). While we find these two approaches equally fair for real-life applications (a comparison of the effects of train data strategy selection can be found in Section 5.2), we will use the first option (expand) for presenting CVTT.

The entire CVTT procedure is shown in Figure 1. For each fold with N periods, we split the data into the “*train*”, “*validation*”, and “*test*” parts using a global temporal split. “*Test*” (1 period) represents the data from the last period, “*validation*” (1 period) - penultimate period, and “*train*” ($N-2$ periods) - all data up to the penultimate period. Next, we ran a model hyperparameter search on (“*train*”, “*validation*”) subset and used the best-found hyperparameters to train and evaluate the model on the (“*train + validation*”, “*test*”) one. This “*test*” score is then used as a final model performance measure on that fold. In the end, we get the CVTT performance graph by combining these scores over time.

5 EXPERIMENTAL EVALUATIONS

Our experimental evaluations aim to address the following questions: (1) How does model performance vary over time? (2) How do different data preparation strategies affect model performance? (3) Are models robust for data preparation strategies? (4) How does the forecasting horizon affect model performance ranking? (5) How do model predictive performance vary with delayed evaluation? (6) Which models are robust for delayed evaluation?

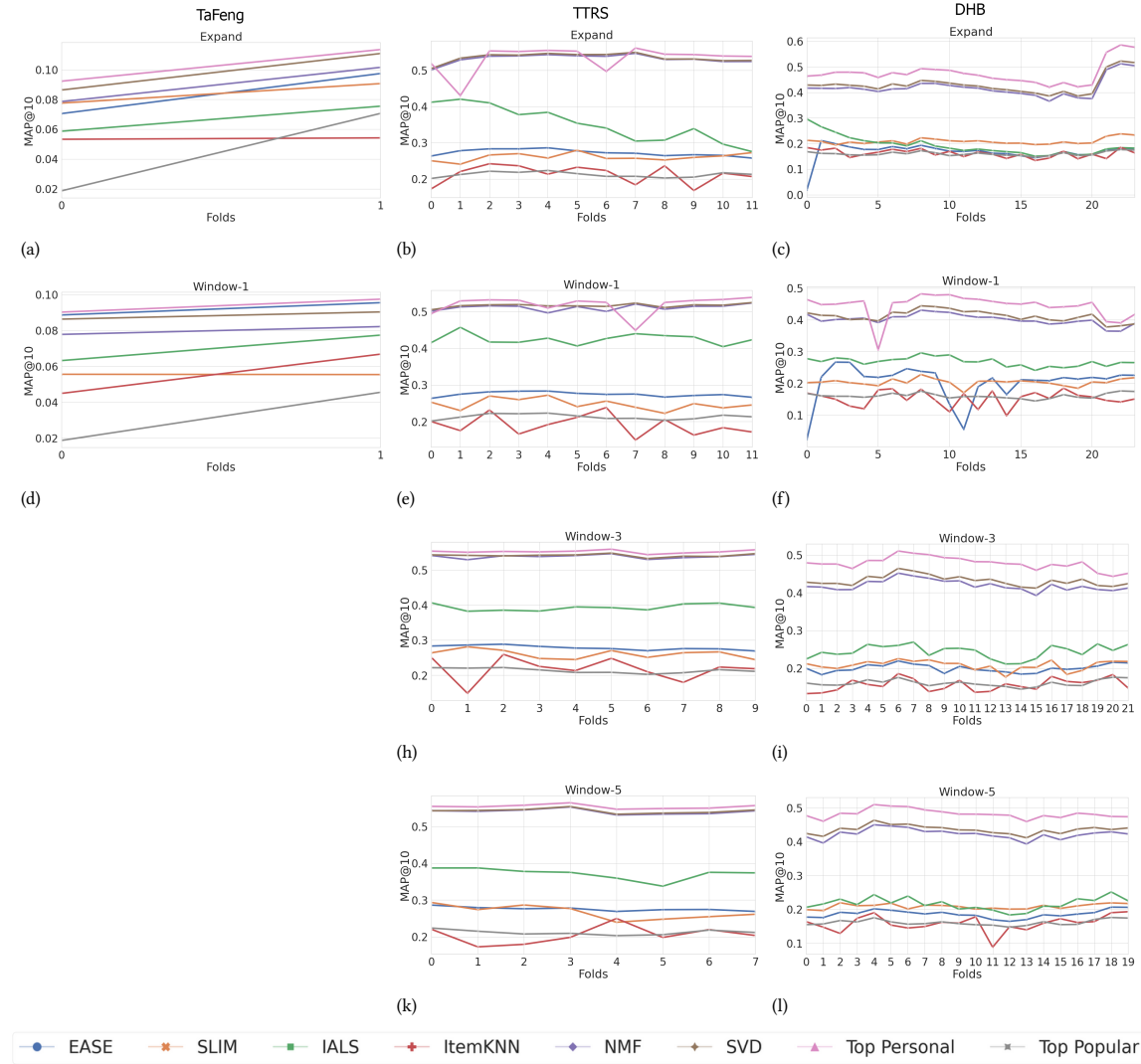


Fig. 2. CVTT performance graphs. X-axes correspond to the measured fold number, and Y-axes to the performance metric ($MAP@10$). (a, b, c) relates to expanding data strategy, while (d, e, f), (h, i), (k, l) correspond to window strategies with a window length of 1, 3, 5, respectively.

5.1 Implementation Details

Similar to previous studies [12], we search for the optimal parameters through Bayesian search using the implementation of Optuna³. For each ("train", "validation") subset, we iterate over 25 hypotheses. During hyperparameter optimization, we use $MAP@10$ metric for model selection. We did not use any information from previous folds for the optimization, and the models were optimized and retrained from scratch at every fold.

³<https://optuna.org>

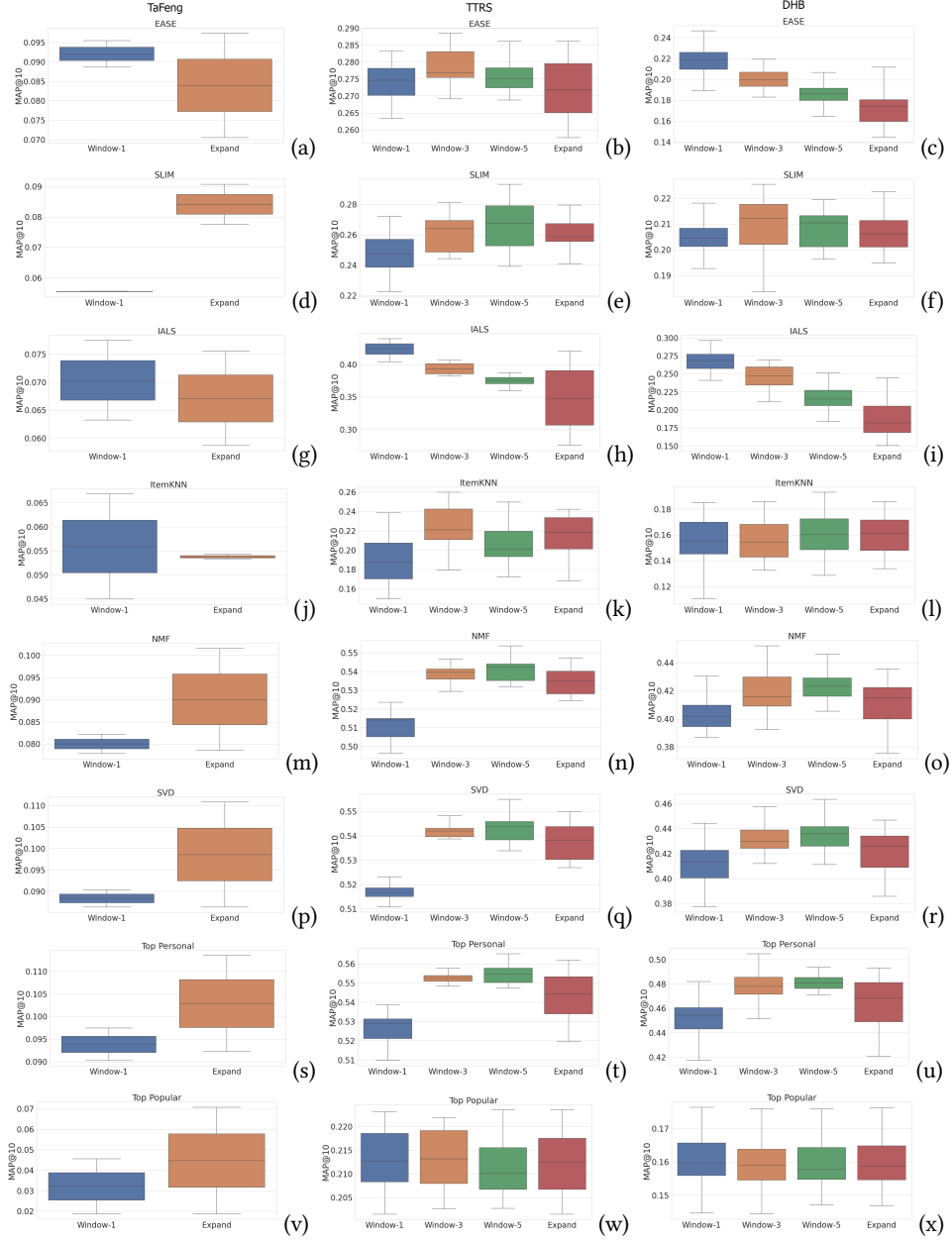


Fig. 3. Method-centric CVTT performance comparison for different data strategies. TaFeng dataset is in the left column, TTRS in the middle, and DHB in the right. Each row corresponds to one of the evaluated methods, from top to bottom: EASE, SLIM, IALS, ItemKNN, NMF, SVD, TopPersonal, and TopPopular. X-axes correspond to the used data strategy and Y-axes to the performance metric ($MAP@10$).

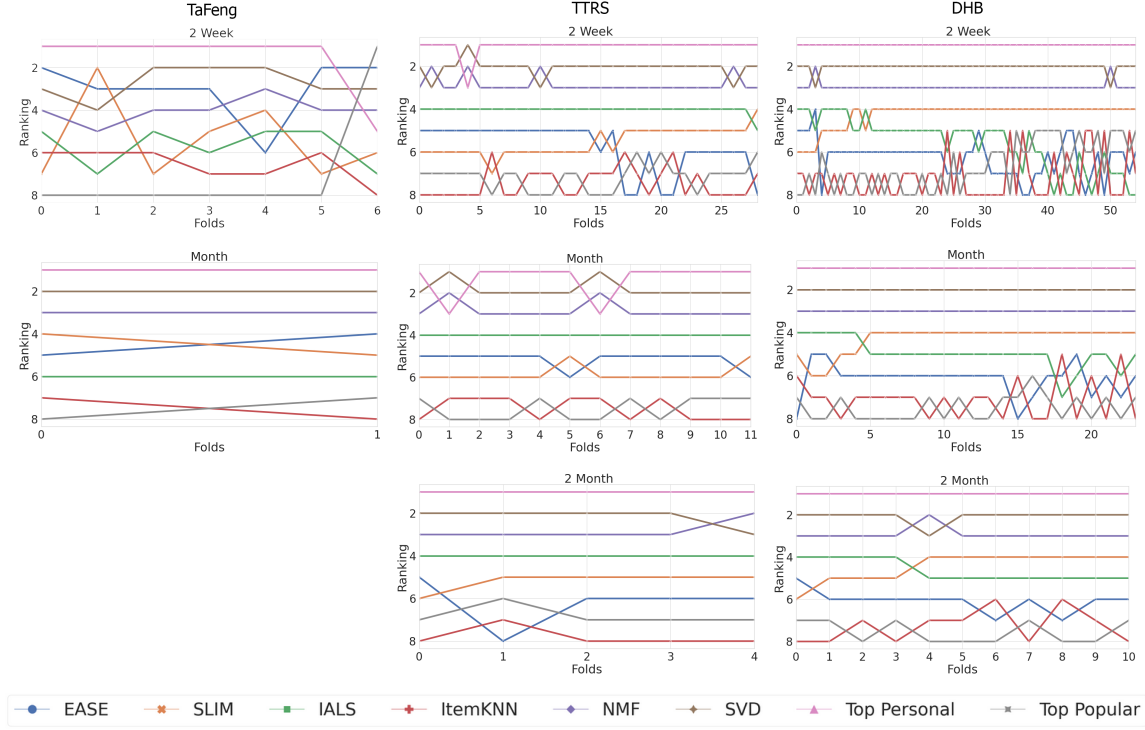


Fig. 4. CVTT model performance ranking comparison for different period steps. TaFeng dataset is in the left column, TTRS in the middle, and DHB in the right. Each row corresponds to one of the periods used: two weeks, a month, two months. X-axes correspond to the measured fold number, and Y-axes to the model performance rank (based on $MAP@10$ metric).

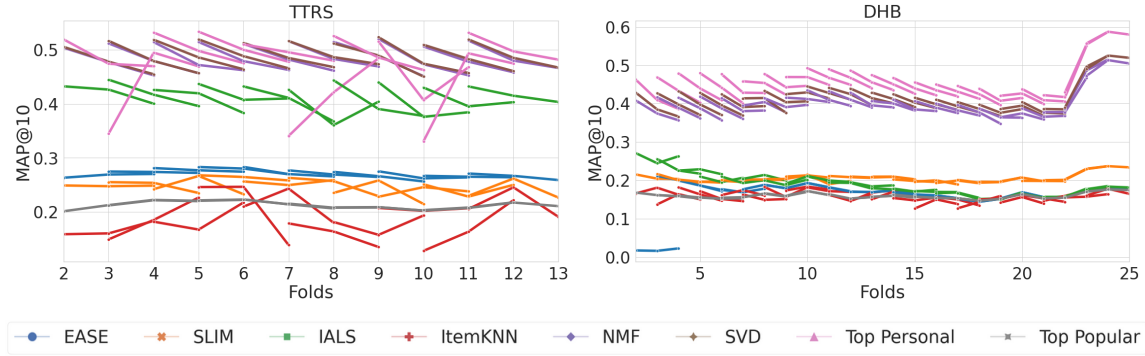


Fig. 5. Delayed model performance comparison over time. At each fold t , we evaluate the resulting model on $t + 1$, $t + 2$ and $t + 3$ test folds, each corresponding to the three estimation points. X-axes correspond to the measured fold number, and Y-axes to the performance metric ($MAP@10$).

5.2 Results

In Figure 2 (a, b, c), we contrast the performance of various methods over time following the CVTT evaluation protocol, expanding the training dataset at each fold. Similar to previous studies [52], our analysis shows that the performance of evaluated approaches often changes over time. However, in contrast to previous studies, we observe an example of a performance trend over time: ALS scores decrease steadily during both TTRS and DHB (Figure 2 (b, c)). Moreover, while performance remains roughly the same over time in most cases (i.e., SVD on TTRS), we observe data updates⁴ which can shift it significantly for some methods (i.e., SVD, NMF on DHB) while having no effect on others (i.e., Itemknn on DHB). These findings open up a new set of questions concerning the effects of data flow on model performance. Single-value evaluation could not catch such insights, leaving out these joint data-method effects. One possible way to underline them correctly is to evaluate methods continuously over time, which is the core idea behind CVTT.

5.3 Effects of Data Preparation Strategies

As discussed in Section 4, CVTT could work with expand and window strategies. While the expand one is commonly used in literature [52], we additionally explore a window-based strategy with different window lengths. The results for 1, 3, and 5 window lengths could be found in Figure 2, rows 2, 3, 4, respectively. Several observations can be made based on these results. First, with the window strategy, the performance of ALS stops decaying over time, mainly concentrating around an intermediate value. We also observe a correlation between window length and ALS performance, where the larger the length used, the less $MAP@10$ score is achieved by ALS (Figure 3 (h, i)). Secondly, the widely known expand strategy achieves the best performance only for 6 out of 24 methods (Figure 3), suggesting that further research of data preparation approaches is required. The last interesting insight from this comparison is that it may be possible to avoid having to provide a model with a full history of user interactions. Instead, it could be enough to use just the amount that would converge for current user preferences.

5.4 Effects of Forecast Horizon

One experiential question that practitioners could be interested in concerns the changes in model performance rankings with varied interval steps. To answer this question, we repeat our initial experiments varying the period step within two weeks, one month, and two months. The results of such a comparison can be found in Figure 4. While we have found some differences over time in the models' ranking, we could not observe any strong trends caused by the forecasting horizon. Therefore, these results suggest that model selection remains the same even under varied horizons.

5.5 Effects of Delayed Evaluation

In Figure 5, we probe the robustness of the methods for delayed evaluation. We note that many methods (top 4 out of 8) could degrade significantly without just-in-time re-training. To be more concrete, we observed SVD performance drop from 0.51 to 0.45 $MAP@10$ on TTRS and from 0.43 to 0.37 $MAP@10$ on DHB in just two periods. On the other hand, there is a model subset (EASE, SLIM, TopPopular), in which performance stays the same over the whole time. These results once again highlight the importance of model re-training and re-evaluation over time, which is the core idea behind CVTT. Moreover, based on these results, a possible direction for practitioners would be to combine robust (such as EASE) and adaptive (SVD and others) approaches together for better performance.

⁴ According to recent studies [28], DHB dataset has an items novelty rate drop in the most recent months, but its further investigation can be seen as out of the scope of this paper.

6 STRENGTHS, LIMITATIONS & OPPORTUNITIES

This paper presents an intuitive idea by combining advancements from the fields of data splitting, cross-validation, and RecSys offline evaluation. We present CVTT: a very simple method that leverages model performance over time for a nuanced comparison. The resulting pipeline highlights valuable insights of the effects of data and evaluation setups. Additionally, it questions the commonly used expand data preparation strategy.

Strengths: The strength of our method lies in its simplicity and applicability to almost any RecSys algorithm using time-aware data. CVTT is a generalization of the global temporal split approach applied for cross-validation over time. Such cross-validation can be considered a very practical evaluation methodology that helps avoid the issues of data leakage. Moreover, Figure 2 shows that such evaluation highlights the important data updates.

Limitations: While this work demonstrates promises of continuous evaluation over time, it does not investigate all possible data leakage problems that might exist. Real-world datasets could have many seasonal items, which should be correctly taken into account by practitioners. Additionally, continuous evaluation requires many more computational resources than alternative methods, complicating its applicability in practice.

Opportunities: CVTT stands for a simple yet practical evaluation methodology that is compatible with various methods. This evaluation strategy opens up avenues for cross-domain model comparison, a better understanding of data factor influence of the model performance, and more informed method selection for one's needs.

REFERENCES

- [1] M. Mehdi Afsar, Trafford Crump, and Behrouz H. Far. 2021. Reinforcement learning based recommender systems: A survey. *CoRR* abs/2101.06286 (2021). [arXiv:2101.06286](https://arxiv.org/abs/2101.06286) <https://arxiv.org/abs/2101.06286>
- [2] Vito Walter Anelli, Amra Delic, Gabriele Sottocornola, Jessie Smith, Nazareno Andrade, Luca Belli, Michael M. Bronstein, Akshay Gupta, Sofia Ira Ktena, Alexandre Lung-Yut-Fong, Frank Portman, Alykhan Tejani, Yuanpu Xie, Xiao Zhu, and Wenzhe Shi. 2020. RecSys 2020 Challenge Workshop: Engagement Prediction on Twitter's Home Timeline. In *RecSys 2020: Fourteenth ACM Conference on Recommender Systems, Virtual Event, Brazil, September 22-26, 2020*, Rodrygo L. T. Santos, Leandro Balby Marinho, Elizabeth M. Daly, Li Chen, Kim Falk, Noam Koenigstein, and Edleno Silva de Moura (Eds.). ACM, 623–627. <https://doi.org/10.1145/3383313.3411532>
- [3] Khalid Anwar and Shahab Sohail. 2019. Machine Learning Techniques for Book Recommendation: An Overview. *SSRN Electronic Journal* (01 2019). <https://doi.org/10.2139/ssrn.3356349>
- [4] Ting Bai, Lixin Zou, Wayne Xin Zhao, Pan Du, Weidong Liu, Jian-Yun Nie, and Ji-Rong Wen. 2019. CTRec: A Long-Short Demands Evolution Model for Continuous-Time Recommendation. In *SIGIR*. 675–684.
- [5] Linas Baltrunas, Tadas Makcinskas, and Francesco Ricci. 2010. Group recommendations with rank aggregation and collaborative filtering. In *RecSys*. 119–126.
- [6] Joeran Beel. 2017. It's Time to Consider "Time" when Evaluating Recommender-System Algorithms [Proposal]. (08 2017).
- [7] James Bennett and Stan Lanning. 2007. The netflix prize. In *Proceedings of the 13th ACM SIGKDD International Conference on Knowledge Discovery and Data Mining, San Jose, California, USA, August 12-15, 2007*. ACM.
- [8] Pedro G Campos, Fernando Díez, and Manuel Sánchez-Montañés. 2011. Towards a more realistic evaluation: testing the ability to predict future tastes of matrix factorization-based recommenders. In *RecSys*. 309–312.
- [9] Rocio Cañamares, Pablo Castells, and Alistair Moffat. 2020. Offline evaluation options for recommender systems. *Information Retrieval Journal* 23, 4 (2020), 387–410. <https://doi.org/10.1007/s10791-020-09371-3>
- [10] Ching-Wei Chen, Paul Lamere, Markus Schedl, and Hamed Zamani. 2018. Recsys Challenge 2018: Automatic Music Playlist Continuation. In *Proceedings of the 12th ACM Conference on Recommender Systems (Vancouver, British Columbia, Canada) (RecSys '18)*. Association for Computing Machinery, New York, NY, USA, 527–528. <https://doi.org/10.1145/3240323.3240342>
- [11] Paolo Cremonesi, Yehuda Koren, and Turrin Roberto. 2010. Performance of recommender algorithms on top-N recommendation tasks. In *RecSys*.
- [12] Maurizio Ferrari Dacrema, Paolo Cremonesi, and Dietmar Jannach. 2019. Are we really making much progress? A worrying analysis of recent neural recommendation approaches. In *RecSys*. 101–109.
- [13] Yi Ding and Xue Li. 2005. Time weight collaborative filtering. *Proceedings of the 14th ACM international conference on Information and knowledge management - CIKM '05* (2005), 485–492. <https://doi.org/10.1145/1099554.1099689>
- [14] Chong Feng, Muzammil Khan, Arif Ur Rahman, and Arshad Ahmad. 2020. News Recommendation Systems - Accomplishments, Challenges Future Directions. *IEEE Access* 8 (2020), 16702–16725. <https://doi.org/10.1109/ACCESS.2020.2967792>

- [15] Valeria Fionda and Giuseppe Pirrò. 2019. Triple2Vec: Learning Triple Embeddings from Knowledge Graphs. *CoRR* abs/1905.11691 (2019). arXiv:1905.11691 <http://arxiv.org/abs/1905.11691>
- [16] F. Maxwell Harper and Joseph A. Konstan. 2015. The MovieLens Datasets: History and Context. *ACM Trans. Interact. Intell. Syst.* 5, 4, Article 19 (dec 2015), 19 pages. <https://doi.org/10.1145/2827872>
- [17] Ruining He and Julian McAuley. 2016. VBPR: visual Bayesian Personalized Ranking from implicit feedback. In *AAAI*. 144–150.
- [18] Xiangnan He, Lizi Liao, Hanwang Zhang, Liqiang Nie, Xia Hu, and Tat-Seng Chua. 2017. Neural collaborative filtering. In *WWW*. 173–182.
- [19] Cheng-Kang Hsieh, Longqi Yang, Yin Cui, Tsung-Yi Lin, Serge Belongie, and Deborah Estrin. 2017. Collaborative Metric Learning. In *WWW*. 193–201.
- [20] Haoji Hu and Xiangnan He. 2019. Sets2Sets: Learning from Sequential Sets with Neural Networks. In *SIGKDD*. 1491–1499.
- [21] Haoji Hu, Xiangnan He, Jinyang Gao, and Zhi-Li Zhang. 2020. Modeling Personalized Item Frequency Information for Next-basket Recommendation. 1071–1080. <https://doi.org/10.1145/3397271.3401066>
- [22] Yifan Hu, Yehuda Koren, and Chris Volinsky. 2008. Collaborative Filtering for Implicit Feedback Datasets. In *2008 Eighth IEEE International Conference on Data Mining*. 263–272. <https://doi.org/10.1109/ICDM.2008.22>
- [23] Yitong Ji, Aixin Sun, Jie Zhang, and Chenliang Li. 2020. On Offline Evaluation of Recommender Systems. *CoRR* abs/2010.11060 (2020). arXiv:2010.11060 <https://arxiv.org/abs/2010.11060>
- [24] Yitong Ji, Aixin Sun, Jie Zhang, and Chenliang Li. 2020. A Re-Visit of the Popularity Baseline in Recommender Systems. In *Proceedings of the 43rd International ACM SIGIR Conference on Research and Development in Information Retrieval (Virtual Event, China) (SIGIR '20)*. Association for Computing Machinery, New York, NY, USA, 1749–1752. <https://doi.org/10.1145/3397271.3401233>
- [25] ZHOU Ao-ying, JI Wen-di, WANG Xiao-ling. 2013. Techniques for estimating click-through rates of Web advertisements: A survey. <http://hdsfdxzb.xml-journal.net/en/article/id/24855>
- [26] Wang-Cheng Kang and Julian McAuley. 2018. Self-attentive sequential recommendation. In *ICDM*. 197–206.
- [27] Mesut Kaya, Derek Bridge, and Nava Tintarev. 2020. Ensuring Fairness in Group Recommendations by Rank-Sensitive Balancing of Relevance. In *RecSys*. 101–110.
- [28] Sergey Kolesnikov, Oleg Lashinin, Michail Pechatov, and Alexander Kosov. 2021. TTRS: Tinkoff Transactions Recommender System benchmark. *CoRR* abs/2110.05589 (2021). arXiv:2110.05589 <https://arxiv.org/abs/2110.05589>
- [29] Yehuda Koren and Robert M. Bell. 2015. Advances in Collaborative Filtering. In *Recommender Systems Handbook*, Francesco Ricci, Lior Rokach, and Bracha Shapira (Eds.). Springer, 77–118. https://doi.org/10.1007/978-1-4899-7637-6_3
- [30] Duc-Trong Le, Hady W. Lauw, and Yuan Fang. 2019. Correlation-Sensitive Next-Basket Recommendation. In *Proceedings of the Twenty-Eighth International Joint Conference on Artificial Intelligence, IJCAI-19*. International Joint Conferences on Artificial Intelligence Organization, 2808–2814. <https://doi.org/10.24963/ijcai.2019/389>
- [31] Hea In Lee, Il Young Choi, Hyun Sil Moon, and Jae Kyeong Kim. 2020. A Multi-Period Product Recommender System in Online Food Market based on Recurrent Neural Networks. *Sustainability* 12, 3 (2020). <https://doi.org/10.3390/su12030969>
- [32] Jiacheng Li, Yujie Wang, and Julian McAuley. 2020. Time Interval Aware Self-Attention for Sequential Recommendation. In *WSDM*. 322–330.
- [33] Tao Li, Jiandong Wang, Huiping Chen, Xinyu Feng, and Feiyue Ye. 2006. A NMF-based collaborative filtering recommendation algorithm. In *2006 6th World Congress on Intelligent Control and Automation*, Vol. 2. IEEE, 6082–6086.
- [34] Xiaopeng Li and James She. 2017. Collaborative Variational Autoencoder for Recommender Systems. In *SIGKDD*. 305–314.
- [35] Dawen Liang, Rahul G Krishnan, Matthew D Hoffman, and Tony Jebara. 2018. Variational autoencoders for collaborative filtering. In *WWW*. 689–698.
- [36] Sam Lobel, Chunyuan Li, Jianfeng Gao, and Lawrence Carin. 2019. Towards Amortized Ranking-Critical Training for Collaborative Filtering. *CoRR* abs/1906.04281 (2019). arXiv:1906.04281 <http://arxiv.org/abs/1906.04281>
- [37] Yichao Lu, Ruihai Dong, and Barry Smyth. 2018. Coevolutionary Recommendation Model: Mutual Learning between Ratings and Reviews. In *WWW*. 773–782.
- [38] Chen Ma, Peng Kang, Bin Wu, Qinglong Wang, and Xue Liu. 2019. Gated Attentive-Autoencoder for Content-Aware Recommendation. In *WSDM*. 519–527.
- [39] Zaiqiao Meng, Richard McCreadie, Craig Macdonald, and Iadh Ounis. 2019. Variational Bayesian Context-aware Representation for Grocery Recommendation. In *CARS2.0@RecSys*.
- [40] Zaiqiao Meng, Richard McCreadie, Craig Macdonald, and Iadh Ounis. 2020. Exploring Data Splitting Strategies for the Evaluation of Recommendation Models. In *Fourteenth ACM Conference on Recommender Systems (Virtual Event, Brazil) (RecSys '20)*. Association for Computing Machinery, New York, NY, USA, 681–686. <https://doi.org/10.1145/3383313.3418479>
- [41] Xia Ning and George Karypis. 2011. Slim: Sparse linear methods for top-n recommender systems. In *ICDM*.
- [42] V Sree Parvathy and T K Ratheesh. 2017. Friend recommendation system for online social networks: A survey. In *2017 International conference of Electronics, Communication and Aerospace Technology (ICECA)*, Vol. 2. 359–365. <https://doi.org/10.1109/ICECA.2017.8212834>
- [43] Dip Paul and Subhradeep Kundu. 2020. A Survey of Music Recommendation Systems with a Proposed Music Recommendation System. In *Emerging Technology in Modelling and Graphics*, Jyotsna Kumar Mandal and Debika Bhattacharya (Eds.). Springer Singapore, Singapore, 279–285.
- [44] Massimo Quadrana, Paolo Cremonesi, and Dietmar Jannach. 2018. Sequence-Aware Recommender Systems. *ACM Comput. Surv.* 51, 4, Article 66 (July 2018), 36 pages. <https://doi.org/10.1145/3190616>

- [45] Pengjie Ren, Zhumin Chen, Jing Li, Zhaochun Ren, Jun Ma, and Maarten Rijke. 2019. RepeatNet: A Repeat Aware Neural Recommendation Machine for Session-Based Recommendation. *Proceedings of the AAAI Conference on Artificial Intelligence* 33 (07 2019), 4806–4813. <https://doi.org/10.1609/aaai.v33i01.33014806>
- [46] Steffen Rendle. 2010. Factorization Machines. In *ICDM 2010, The 10th IEEE International Conference on Data Mining, Sydney, Australia, 14-17 December 2010*, Geoffrey I. Webb, Bing Liu, Chengqi Zhang, Dimitrios Gunopulos, and Xindong Wu (Eds.). IEEE Computer Society, 995–1000. <https://doi.org/10.1109/ICDM.2010.127>
- [47] Steffen Rendle, Christoph Freudenthaler, Zeno Gantner, and Lars Schmidt-Thieme. 2009. BPR: Bayesian personalized ranking from implicit feedback. In *UAI* 452–461.
- [48] Steffen Rendle, Christoph Freudenthaler, and Lars Schmidt-Thieme. 2010. Factorizing personalized markov chains for next-basket recommendation. In *WWW*. 811–820.
- [49] Dimitris Sacharidis. 2019. Top-N group recommendations with fairness. In *SAC*. 1663–1670.
- [50] Naveen Sachdeva, Giuseppe Manco, Ettore Ritacco, and Vikram Pudi. 2019. Sequential Variational Autoencoders for Collaborative Filtering. In *WSDM*. 600–608.
- [51] Badrul Sarwar, George Karypis, Joseph Konstan, and John Riedl. 2001. Item-Based Collaborative Filtering Recommendation Algorithms. In *Proceedings of the 10th International Conference on World Wide Web (Hong Kong, Hong Kong) (WWW '01)*. Association for Computing Machinery, New York, NY, USA, 285–295. <https://doi.org/10.1145/371920.372071>
- [52] Teresa Scheidt and Joeran Beel. 2021. Time-dependent evaluation of recommender systems. In *Perspectives 2021 (CEUR Workshop Proceedings, Vol. 2955)*. CEUR Workshop Proceedings. Publisher Copyright: © 2021 Copyright for this paper by its authors.; 2021 Perspectives on the Evaluation of Recommender Systems Workshop, Perspectives 2021 ; Conference date: 25-09-2021.
- [53] Suvash Sedhain, Aditya Krishna Menon, Scott Sanner, and Lexing Xie. 2015. AutoRec: Autoencoders Meet Collaborative Filtering. In *WWW*. 111–112.
- [54] Nisha Sharma and Mala Dutta. 2020. Movie Recommendation Systems: A Brief Overview. In *Proceedings of the 8th International Conference on Computer and Communications Management (Singapore, Singapore) (ICCCM'20)*. Association for Computing Machinery, New York, NY, USA, 59–62. <https://doi.org/10.1145/3411174.3411194>
- [55] Harald Steck. 2019. Embarrassingly Shallow Autoencoders for Sparse Data. In *The World Wide Web Conference (San Francisco, CA, USA) (WWW '19)*. Association for Computing Machinery, New York, NY, USA, 3251–3257. <https://doi.org/10.1145/3308558.3313710>
- [56] Fei Sun, Jun Liu, Jian Wu, Changhua Pei, Xiao Lin, Wenwu Ou, and Peng Jiang. 2019. BERT4Rec: Sequential recommendation with bidirectional encoder representations from transformer. In *CIKM*. 1441–1450.
- [57] Zhu Sun, Di Yu, Hui Fang, Jie Yang, Xinghua Qu, Jie Zhang, and Cong Geng. 2020. Are We Evaluating Rigorously? Benchmarking Recommendation for Reproducible Evaluation and Fair Comparison. In *Proceedings of the 14th ACM Conference on Recommender Systems*.
- [58] Mengting Wan, Di Wang, Jie Liu, Paul Bennett, and Julian McAuley. 2018. Representing and Recommending Shopping Baskets with Complementarity, Compatibility and Loyalty. In *CIKM*. 1133–1142.
- [59] Xiang Wang, Xiangnan He, Meng Wang, Fuli Feng, and Tat-Seng Chua. 2019. Neural graph collaborative filtering. In *SIGIR*. 165–174.
- [60] Heitor Werneck, Nicollas Silva, Matheus Carvalho, Adriano C.M. Pereira, Fernando Mourão, and Leonardo Rocha. 2021. A systematic mapping on POI recommendation: Directions, contributions and limitations of recent studies. *Information Systems (2021)*, 101789. <https://doi.org/10.1016/j.is.2021.101789>
- [61] Yao Wu, Christopher DuBois, Alice X Zheng, and Martin Ester. 2016. Collaborative denoising auto-encoders for top-n recommender systems. In *WSDM*. 153–162.
- [62] Lin Xiao, Zhang Min, Zhang Yongfeng, Gu Zhaoquan, Liu Yiqun, and Ma Shaoping. 2017. Fairness-aware group recommendation with pareto-efficiency. In *RecSys*. 107–115.
- [63] Teng Xiao, Shangsong Liang, and Zaiqiao Meng. 2019. Dynamic Collaborative Recurrent Learning. In *CIKM*. 1151–1160.
- [64] Lu Yu, Chuxu Zhang, Shangsong Liang, and Xiangliang Zhang. 2019. Multi-order attentive ranking model for sequential recommendation. In *AAAI*. 5709–5716.
- [65] Hamed Zamani and W Bruce Croft. 2020. Learning a Joint Search and Recommendation Model from User-Item Interactions. In *WSDM*. 717–725.
- [66] Yang Zhang, Fuli Feng, Chenxu Wang, Xiangnan He, Meng Wang, Y. Li, and Yongdong Zhang. 2020. How to Retrain Recommender System?: A Sequential Meta-Learning Method. *Proceedings of the 43rd International ACM SIGIR Conference on Research and Development in Information Retrieval (2020)*.
- [67] Yin Zhang, Ziwei Zhu, Yun He, and James Caverlee. 2020. Content-Collaborative Disentanglement Representation Learning for Enhanced Recommendation. In *RecSys*. 43–52.
- [68] Jin Peng Zhou, Zhaoyue Cheng, Felipe Perez, and Maksims Volkovs. 2020. TAFA: Two-headed Attention Fused Autoencoder for Context-Aware Recommendations. In *RecSys*. 338–347.