

# ReFine: Re-randomization before Fine-tuning for Cross-domain Few-shot Learning

Jaehoon Oh<sup>\*1</sup> Sungnyun Kim<sup>\*2</sup> Namgyu Ho<sup>\*2</sup> Jin-Hwa Kim<sup>3</sup> Hwanjun Song<sup>3</sup> Se-Young Yun<sup>2</sup>

## Abstract

Cross-domain few-shot learning (CD-FSL), where there are few target samples under extreme differences between source and target domains, has recently attracted huge attention. For CD-FSL, recent studies generally have developed transfer learning based approaches that pre-train a neural network on popular labeled source domain datasets and then transfer it to target domain data. Although the labeled datasets may provide suitable initial parameters for the target data, the domain difference between the source and target might hinder the fine-tuning on the target domain. This paper proposes a simple yet powerful method that re-randomizes the parameters fitted on the source domain before adapting to the target data. The re-randomization resets source-specific parameters of the source pre-trained model and thus facilitates fine-tuning on the target domain, improving few-shot performance.

## 1. Introduction

Few-shot learning (FSL) has become an attractive field of deep learning research to tackle problems with a small number of training samples (Wang et al., 2020). In this setting, a model is typically pre-trained on a large source dataset comprised of *base* classes from the source domain and then transferred into the target dataset comprised of few samples from unseen *novel* classes. FSL has been widely studied along with two research directions: meta-learning (Finn et al., 2017; Snell et al., 2017; Raghu et al., 2019a; Oh et al., 2021) and fine-tuning (Chen et al., 2019; Dhillon et al., 2020; Tian et al., 2020), where it is usually assumed that that base and novel classes share the same domain.

<sup>\*</sup>Equal contribution <sup>1</sup>Graduate School of Data Science, KAIST, Daejeon, South Korea <sup>2</sup>Kim Jaechul Graduate School of Artificial Intelligence, KAIST, Seoul, South Korea <sup>3</sup>Naver AI Lab, Seongnam, South Korea. Correspondence to: Se-Young Yun <yunseyoung@kaist.ac.kr>, Hwanjun Song <hwanjun.song@navercorp.com>.

Preliminary work.

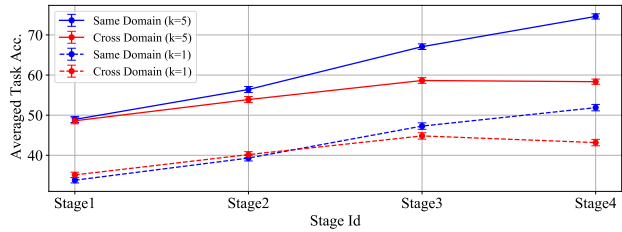


Figure 1. FSL accuracy (5-way  $k$ -shot) using the intermediate representation from each stage in ResNet10 (refer to Appendix C for the ResNet10 structure). An average pooling layer and an auxiliary classifier are attached at the end of each stage. After pre-training on miniImageNet (source domain), the model is transferred to the same domain (blue lines) or four different target domains in the BSCD-FSL benchmark (red lines), where only the attached classifier is fine-tuned. The cross-domain accuracy is averaged on the four domains.

However, the source dataset and the target dataset come from totally different domains in many real-world scenarios (Guo et al., 2020; Phoo & Hariharan, 2021). To tackle this problem, *cross-domain few-shot learning* (CD-FSL) has recently gained significant attention, exemplified by the introduction of the BSCD-FSL benchmark dataset (Guo et al., 2020). This benchmark considers large-scale natural image datasets as source data and four different target datasets for evaluation, each with varying levels of similarity to the source data domain. It is shown that transfer learning approaches, where a pre-trained model on the source domain is fine-tuned on the target domain, overwhelm meta-learning approaches on BSCD-FSL (Guo et al., 2020).

In this regard, recent works have attempted to extract better representations during the pre-training phase by exploiting unlabeled data from the target domain (Phoo & Hariharan, 2021; Islam et al., 2021; Oh et al., 2022) or reconstructing the images with autoencoder to enhance the generalization of a model (Liang et al., 2021). While these works focus on developing better pre-training methods, we suppose the fine-tuning phase is also a crucial research direction. Das et al. (2021) were aware of the importance of fine-tuning for CD-FSL, however, their framework using a mask generator is highly complicated to use.

In this paper, we present a new perspective to tackle the domain gap issue in CD-FSL: *not all the pre-trained parameters from the source domain are desirable on the target*

*domain*. We posit that parameters in deeper layers of a pre-trained feature extractor may be detrimental for target domain adaptation, as they contain domain-specific information belonging to the source domain. This is demonstrated in Figure 1<sup>1</sup>, where we use fixed image features from different stages of a pre-trained backbone and analyze the change in few-shot performance. We observe different trends for same-domain and cross-domain scenarios: while accuracy increases consistently with feature depth in the same-domain case, the performance is degraded when using features from the last stage in the cross-domain case.

Motivated by these findings, we propose a novel method, **ReFine** (Re-randomization before Fine-tuning), where we re-randomize the top layers of the feature extractor after supervised training on the source domain, before fine-tuning on the target domain. This is effective for CD-FSL as it helps reduce the learning bias towards the source domain by simply re-randomizing the domain-specific layer. It can also be implemented by adding a few lines of code and can be easily combined with other recent CD-FSL methods. This simplicity and flexibility allows it to be easily adapted in practical uses for CD-FSL. Contrary to the prior works that have focused on improving universal representations during the pre-training phase (Phoo & Hariharan, 2021; Oh et al., 2022), our method focuses on removing source-specific features obtained during pre-training to aid the fine-tuning.

Our contributions are summarized as follows:

- We propose a simple yet effective algorithm called ReFine, which re-randomizes the fitted parameters on the source domain and then fine-tunes the partially re-randomized model. This approach is a new perspective to help adapt to novel classes of the target domain in the setup of CD-FSL.
- We demonstrate the improved performance for CD-FSL when our re-randomization technique is combined, and provide an in-depth analysis of its effectiveness w.r.t where and how to re-randomize.

## 2. Related Works

**Few-shot learning (FSL)** has been studied in two research directions in the literature, namely meta-learning and fine-tuning. Regarding the meta-learning approach, a meta-trained model is evaluated after fast adaptation on a few train sets. The meta-training procedure resembles the episodic evaluating procedure. The meta-learning approaches include learning good initialized meta-parameters (Finn et al., 2017; 2018; Tian et al., 2020; Oh et al., 2021), a metric space (Vinyals et al., 2016; Snell et al., 2017; Sung et al., 2018; Chen et al., 2021), and update rule or optimization (Ravi & Larochelle, 2016; Andrychowicz et al., 2016; Flennerhag et al., 2020). On the other hand, in the fine-tuning

based approaches (Chen et al., 2019; Dhillon et al., 2020; Tian et al., 2020), a pre-trained model is typically evaluated after fine-tuning. The pre-training procedure trains a model in a mini-batch manner by standard supervised learning.

**Cross-domain few-shot learning (CD-FSL)** addresses a problem when the source and target domains are extremely different, which is a more real-world scenario of the FSL (Guo et al., 2020; Tseng et al., 2020). Initially, Tseng et al. (2020) proposed feature-wise transformation (FWT) that learns scale-and-shift meta-parameters using pseudo-unseen target data during meta-training. However, it showed poor performance on the recently released BSCD-FSL benchmark (Guo et al., 2020), consisting of four target datasets collected from different domains. In general, fine-tuning based approaches are known to outperform the meta-learning based approaches such as FWT (Guo et al., 2020). Therefore, recent CD-FSL studies have proposed their algorithms under a pre-training and fine-tuning scheme. The main challenge of this direction is to improve the pre-training phase so that the pre-trained model can adapt to a different target data suitably.

**Re-randomization**<sup>2</sup> has been widely studied in the field of language tasks (Zhang et al., 2020; Tamkin et al., 2020), in particular related to BERT, which is one of the most popular fine-tuning based language models. An interesting observation from Zhang et al. (2020) is that re-randomizing the topmost block in BERT increases the performance for a downstream task by reducing the fine-tuning workload. Concurrently to this observation, Tamkin et al. (2020) examined the relations between the partial re-randomization of BERT and transferability of the layers. Meanwhile, in a visual task, Alabdulmohsin et al. (2021) showed that placing more emphasis on the early layers of a convolutional neural network helps improve generalization. There has been a little related literature on meta-learning for FSL, e.g., zeroing the context vector for adaptation in each new task (Zintgraf et al., 2019) and setting the classifier weight to have the same row vector (for any-shot problem) (Drumond et al., 2020). However, to the best of our knowledge, our work is the first to investigate the impact of re-randomization in fine-tuning based approaches for better CD-FSL.

## 3. Re-randomization before Fine-tuning

The objective of fine-tuning based CD-FSL algorithms is to learn a backbone  $f$  on the source data  $D_B$  with base classes  $C_B$ , extracting meaningful representations on the target data  $D_N$  with novel classes  $C_N$ , where  $C_B \cap C_N = \emptyset$ . How-

<sup>1</sup>A detailed comparison is provided in Appendix A.

<sup>2</sup>Although some literature use the term *re-initialization*, we distinguish it from *re-randomization* because *re-initialization* reverts the values to the previously initialized ones. Refer to (Zhang et al., 2019) for a formal definition. For a more concrete comparison, we have also dealt with *re-initialization* in Section 4.4.

ever, there is no access to the target data, and the pre-trained model is biased towards the source domain, especially in the upper layers. Therefore, we re-randomize the upper layers of the pre-trained backbone  $f$  to reset source-fitted parameters. Specifically, the weights of convolutional layers are re-randomized by the values sampled from uniform distribution (He et al., 2015). The scaling and shifting parameters of batch normalization layers are re-randomized by ones and zeros, respectively.

The reason why *upper* layers of backbone  $f$  are re-randomized is that more domain-specific representations are extracted as the depth increases in convolutional neural networks (Yosinski et al., 2014; Raghu et al., 2019b; Maennel et al., 2020; Alabdulmohsin et al., 2021). Re-randomization or re-initialization of upper layers helps a training loss to escape from local minima attributed to  $D_B$  and allows bottom-level layers to be sufficiently updated, alleviating the gradient vanishing problem (Ro et al., 2019; Li et al., 2020). Such effectiveness of re-randomization matches the favorable characteristic in CD-FSL, representation change (Tseng et al., 2020; Oh et al., 2021).

Finally, fine-tuning and evaluation are performed with episodes, each representing distinct tasks, sampled from the labeled target data  $D_N$ . Each episode consists of a support set  $D_s$ , used to fine-tune the partially re-randomized pre-trained model, and a query set  $D_q$ , used to evaluate after the fine-tuning. To sample an episode  $(D_s, D_q)$ ,  $n$  classes are first selected from  $C_N$ , and subsequently,  $k$  and  $k_q$  samples are selected per class for support and query sets, respectively, where  $n = 5$  and  $k \in \{1, 5\}$  in general.

## 4. Experiments

We introduce the experimental setup in Section 4.1 and compare **ReFine** (ours) with two baselines in Section 4.2: (1) **Linear** is a linear probing method to fine-tune only the classifier layer; (2) **Transfer** is a transfer learning method to fine-tune the entire network without using re-randomization<sup>3</sup>. We further investigate where and how to re-randomize in Section 4.3 and Section 4.4, respectively.

### 4.1. Experimental Setup

**Datasets.** For the source domain dataset, we use miniImageNet (Vinyals et al., 2016) and tieredImageNet (Ren et al., 2018); each dataset with 64 and 351 training classes, respectively. For the target domain, we use BSCD-FSL benchmark (Guo et al., 2020), which consists of four different datasets: CropDisease (Mohanty et al., 2016), EuroSAT (Helber et al., 2019), ISIC (Codella et al., 2019), and ChestX (Wang et al., 2017), in the order of similarity to miniIma-

<sup>3</sup>Many meta-learning based approaches such as MAML, ProtoNet, ProtoNet+FWT, and MetaOptNet have worse performance than Transfer, which is shown in (Guo et al., 2020).

Table 1. 5-way  $k$ -shot accuracy over 600 tasks on {miniImageNet, tieredImageNet}  $\rightarrow$  {BSCD-FSL}. For ReFine, top layers (i.e., {Conv2, BN2} (ResNet10) and {Block2.Conv2, Block2.BN2} (ResNet18)) in the last stage are re-randomized (see Section 4.3). Mean and 95% confidence interval are reported.

Source dataset	Methods	Target dataset			
		$k = 1$	$k = 5$	$k = 1$	$k = 5$
miniImageNet	Linear	65.73 $\pm$ .87	88.68 $\pm$ .53	54.35 $\pm$ .92	75.96 $\pm$ .67
	Transfer	57.57 $\pm$ .92	88.04 $\pm$ .57	51.54 $\pm$ .86	79.33 $\pm$ .66
	ReFine	<b>68.93<math>\pm</math>.84</b>	<b>90.75<math>\pm</math>.49</b>	<b>64.14<math>\pm</math>.82</b>	<b>82.36<math>\pm</math>.57</b>
tieredImageNet	Linear	<b>70.88<math>\pm</math>.90</b>	90.04 $\pm$ .49	50.84 $\pm$ .93	69.36 $\pm$ .73
	Transfer	63.93 $\pm$ .85	85.73 $\pm$ .60	50.62 $\pm$ .86	72.24 $\pm$ .65
	ReFine	67.39 $\pm$ .89	<b>90.96<math>\pm</math>.50</b>	<b>51.21<math>\pm</math>.82</b>	<b>74.39<math>\pm</math>.72</b>
miniImageNet	ISIC		ChestX		
	Linear	30.42 $\pm$ .54	42.97 $\pm$ .56	22.17 $\pm$ .37	25.80 $\pm$ .43
	Transfer	32.31 $\pm$ .63	49.67 $\pm$ .62	21.82 $\pm$ .40	26.10 $\pm$ .44
tieredImageNet	Linear	28.14 $\pm$ .55	37.20 $\pm$ .53	22.33 $\pm$ .40	25.03 $\pm$ .41
	Transfer	32.31 $\pm$ .60	<b>46.36<math>\pm</math>.65</b>	<b>22.49<math>\pm</math>.41</b>	<b>25.76<math>\pm</math>.41</b>
	ReFine	<b>28.24<math>\pm</math>.48</b>	38.83 $\pm$ .54	21.68 $\pm$ .36	24.83 $\pm$ .37

geNet (i.e., CropDisease is the most relevant to miniImageNet). For non-CD-FSL cases, methods are evaluated on miniImageNet and tieredImageNet test set. The results of non-CD-FSL cases are reported in Appendix B.

**Backbone.** We use ResNet10 for miniImageNet and ResNet18 for tieredImageNet as a backbone network. Figure 3 (in Appendix C) describes the ResNet10 backbone. A family of ResNet consists of one stem module and four stages. The stem module consists of Conv-BN-ReLU-MaxPool. The stages include one convolution block, where resolution becomes half and the number of channels doubles, and zero or more identity block(s). If a stage has only one block, then this stage consists of one convolution block and no identity block (such as ResNet10).

**Training Setup.** We follow Guo et al. (2020) for the pre-training setup; an Adam optimizer with a learning rate of 0.001 is used. For miniImageNet, models are trained for 400 epochs with a batch size of 16, and for tieredImageNet, 90 epochs with a batch size of 256. We also follow Guo et al. (2020) for the fine-tuning setting; an SGD optimizer with a learning rate of 0.01, momentum of 0.9, and weight decay of  $10^{-4}$  is used. The pre-trained model is trained for 100 epochs with a batch size of 4.

### 4.2. Performance Comparison

Table 1 describes the 5-way  $k$ -shot performance of Linear, Transfer, and ReFine in which a model is pre-trained on miniImageNet or tieredImageNet and then fine-tuned on BSCD-FSL. In most cases, ReFine outperforms Linear and Transfer. This implies that random parameters are generally better than the source-fitted parameters, especially of the

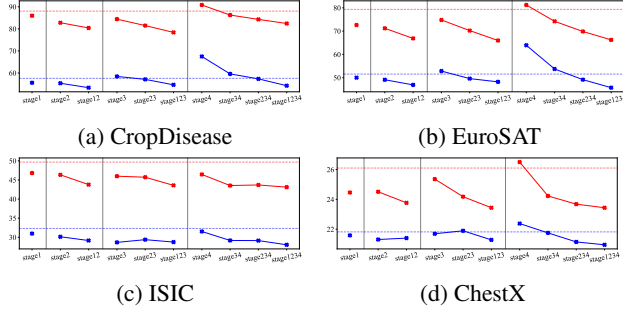


Figure 2. Test accuracy trends according to the re-randomized stage(s).  $x$ -axis indicates re-randomized stage(s), and the blue lines and red lines indicate 1-shot and 5-shot performance, respectively. The dashed lines are the performances of Transfer.

Table 2. 5-way  $k$ -shot test accuracy over 600 tasks on  $\{\text{miniImageNet}\} \rightarrow \{\text{BSCD-FSL}\}$  according to the parts of re-randomization in the last stage. ResNet10 is used and mean is reported (95% confidence interval is omitted). Bold layers indicate the topmost layers, and bold performance is the top accuracy.

Path block	Layer	Re-randomization layer											
Original	Conv1	✓											
	BN1	✓		✓	✓	✓				✓		✓	✓
	Conv2											✓	✓
	BN2		✓	✓	✓	✓	✓				✓	✓	✓
ShortCut	ShortCutConv					✓		✓	✓	✓	✓	✓	✓
	ShortCutBN						✓	✓	✓	✓	✓	✓	✓
1-shot													
CropDisease		66.85	<b>68.93</b>	62.34	62.43	67.74	52.60	64.32	58.22	66.41	68.83	67.74	
EuroSAT		61.99	<b>64.14</b>	59.19	58.91	62.96	53.03	56.29	57.33	62.01	62.77	63.90	
ISIC		31.91	<b>35.30</b>	34.32	30.96	32.88	29.42	32.45	30.22	30.55	33.21	31.17	
ChestX		22.20	22.48	22.00	21.53	22.08	21.19	21.55	21.60	21.99	<b>22.82</b>	22.46	
5-shot													
CropDisease		89.78	90.75	87.29	89.12	89.99	87.78	90.03	89.44	90.03	<b>90.89</b>	90.82	
EuroSAT		81.02	<b>82.36</b>	79.16	80.10	81.01	78.87	80.77	81.13	81.56	82.24	81.22	
ISIC		49.73	51.68	<b>51.90</b>	46.17	50.20	46.49	48.00	46.21	46.85	49.59	46.44	
ChestX		26.30	<b>26.76</b>	25.41	25.51	26.00	25.72	26.39	26.29	26.07	26.60	26.50	

topmost layers, for fine-tuning initialization. Meanwhile, in the ISIC and ChestX data, we observed that it might be advantageous to transfer the source information to the target without re-randomization when the source data becomes larger (i.e., tieredImageNet).

### 4.3. Ablation Study on Where to Re-randomize

Next, we demonstrate that re-randomizing the extractor at the topmost layers is essential. We only consider Transfer as a baseline for fair comparison because ReFine fine-tunes the entire network. Figure 2 shows the results according to the re-randomized stage(s). The specific values are reported in Table 6 (in Appendix).

In Figure 2, we observed that re-randomizing many or lower stages rather degrades performance. The former is explained by that each sector separated by the vertical lines shows a decrease in performance as it goes to the right. The latter is explained by the first point in the last sector being the highest among the first points in every sector.

Furthermore, we investigate layer-wise re-randomization in the last stage because re-randomizing the last stage does

Table 3. Analysis on the initializing distribution of ReFine. Sparse distribution initializes parameters with 20% sparsity. Lottery indicates re-initialization (see the explanation in Section 4.4).

Shot	Distribution	CropDisease	EuroSAT	ISIC	ChestX
1	Uniform	68.93 $\pm$ .84	64.14 $\pm$ .82	35.30 $\pm$ .59	22.48 $\pm$ .41
	Normal	69.34 $\pm$ .86	60.85 $\pm$ .82	31.35 $\pm$ .58	22.38 $\pm$ .39
	Orthogonal	67.96 $\pm$ .84	59.71 $\pm$ .83	31.05 $\pm$ .59	22.50 $\pm$ .38
	Sparse	69.07 $\pm$ .84	61.21 $\pm$ .82	31.10 $\pm$ .61	22.52 $\pm$ .39
	Lottery	61.53 $\pm$ .92	61.30 $\pm$ .88	31.27 $\pm$ .57	21.87 $\pm$ .36
5	Uniform	90.75 $\pm$ .49	82.36 $\pm$ .57	51.68 $\pm$ .63	26.76 $\pm$ .42
	Normal	91.31 $\pm$ .48	81.97 $\pm$ .58	46.92 $\pm$ .61	26.27 $\pm$ .43
	Orthogonal	91.01 $\pm$ .50	81.92 $\pm$ .58	45.73 $\pm$ .59	26.71 $\pm$ .43
	Sparse	91.33 $\pm$ .47	81.33 $\pm$ .60	45.62 $\pm$ .58	26.36 $\pm$ .43
	Lottery	89.81 $\pm$ .50	81.96 $\pm$ .58	48.10 $\pm$ .62	26.45 $\pm$ .43

not achieve the performance of Transfer in the case of ISIC. Table 2 describes the results according to the re-randomized layers in the last stage. Instead of re-randomizing every layer in the last stage, re-randomizing only  $\{\text{Conv2}, \text{BN2}\}$  shows the best performance overall. We conclude that *re-randomizing the topmost layers without a shortcut path in the last stage is a rule of thumb*. A similar trend appears when the model is pre-trained on tieredImageNet, as described in Table 7 (in Appendix).

### 4.4. Ablation Study on How to Re-randomize

Table 3 shows that re-randomizing the parameters following uniform distribution is generally the best practice. Uniform and Normal indicate that the values are sampled from the uniform and normal distribution. Orthogonal indicates the weights are randomized as an orthogonal matrix, as described in Saxe et al. (2013). Sparse indicates the weights are randomized as a sparse matrix, where non-zero elements are sampled from the zero-mean normal distribution, as described in Martens et al. (2010). Lottery is the same as re-initialization, which means resetting parameters as they are originally initialized. In the pruning, re-initialization is the lottery ticket (Frankle & Carbin, 2018) to improve the performance of pruned models. However, re-randomization is better than re-initialization for CD-FSL. It is believed that although the same initialization for the same domain could be helpful, this is not true under the domain differences.

## 5. Conclusion

We propose a simple yet effective baseline for CD-FSL, **ReFine** (Re-randomization before Fine-tuning), resetting the parameters fitted on the source domain, and maximizing the efficacy of a few labeled target dataset. We demonstrate that our method outperforms conventional Transfer under CD-FSL. Furthermore, we investigate where and how to re-randomize the pre-trained models. We hope that for CD-FSL researchers, our study will inspire the idea of removing information fitted to the source dataset.



## References

- Alabdulmohsin, I., Maennel, H., and Keysers, D. The impact of reinitialization on generalization in convolutional neural networks. *arXiv preprint arXiv:2109.00267*, 2021.
- Andrychowicz, M., Denil, M., Gomez, S., Hoffman, M. W., Pfau, D., Schaul, T., Shillingford, B., and De Freitas, N. Learning to learn by gradient descent by gradient descent. In *NeurIPS*, pp. 3981–3989, 2016.
- Chen, H., Li, H., Li, Y., and Chen, C. Multi-level metric learning for few-shot image recognition. *arXiv preprint arXiv:2103.11383*, 2021.
- Chen, W.-Y., Liu, Y.-C., Kira, Z., Wang, Y.-C. F., and Huang, J.-B. A closer look at few-shot classification. In *ICLR*, 2019.
- Codella, N., Rotemberg, V., Tschandl, P., Celebi, M. E., Dusza, S., Gutman, D., Helba, B., Kalloo, A., Liopyris, K., Marchetti, M., et al. Skin lesion analysis toward melanoma detection 2018: A challenge hosted by the international skin imaging collaboration (isic). *arXiv preprint arXiv:1902.03368*, 2019.
- Das, D., Yun, S., and Porikli, F. Confess: A framework for single source cross-domain few-shot learning. In *International Conference on Learning Representations*, 2021.
- Dhillon, G. S., Chaudhari, P., Ravichandran, A., and Soatto, S. A baseline for few-shot image classification. In *ICLR*, 2020.
- Drumond, R. R., Brinkmeyer, L., Grabocka, J., and Schmidt-Thieme, L. HIDRA: Head initialization across dynamic targets for robust architectures. In *ICDM*, pp. 397–405, 2020.
- Finn, C., Abbeel, P., and Levine, S. Model-agnostic meta-learning for fast adaptation of deep networks. In *ICML*, pp. 1126–1135, 2017.
- Finn, C., Xu, K., and Levine, S. Probabilistic model-agnostic meta-learning. *arXiv preprint arXiv:1806.02817*, 2018.
- Flennerhag, S., Rusu, A. A., Pascanu, R., Visin, F., Yin, H., and Hadsell, R. Meta-learning with warped gradient descent. In *International Conference on Learning Representations*, 2020. URL <https://openreview.net/forum?id=rkeiQlBFPB>.
- Frankle, J. and Carbin, M. The lottery ticket hypothesis: Finding sparse, trainable neural networks. In *International Conference on Learning Representations*, 2018.
- Guo, Y., Codella, N. C., Karlinsky, L., Codella, J. V., Smith, J. R., Saenko, K., Rosing, T., and Feris, R. A broader study of cross-domain few-shot learning. In *ECCV*, pp. 124–141, 2020.
- He, K., Zhang, X., Ren, S., and Sun, J. Delving deep into rectifiers: Surpassing human-level performance on imagenet classification. In *ICCV*, pp. 1026–1034, 2015.
- Helber, P., Bischke, B., Dengel, A., and Borth, D. Eurosat: A novel dataset and deep learning benchmark for land use and land cover classification. *IEEE Journal of Selected Topics in Applied Earth Observations and Remote Sensing*, 12(7):2217–2226, 2019.
- Islam, A., Chen, C.-F., Panda, R., Karlinsky, L., Feris, R., and Radke, R. J. Dynamic distillation network for cross-domain few-shot recognition with unlabeled data. *arXiv preprint arXiv:2106.07807*, 2021.
- Li, X., Xiong, H., An, H., Xu, C.-Z., and Dou, D. Rifle: Backpropagation in depth for deep transfer learning through re-initializing the fully-connected layer. In *ICML*, pp. 6010–6019, 2020.
- Liang, H., Zhang, Q., Dai, P., and Lu, J. Boosting the generalization capability in cross-domain few-shot learning via noise-enhanced supervised autoencoder. In *Proceedings of the IEEE/CVF International Conference on Computer Vision*, pp. 9424–9434, 2021.
- Maennel, H., Alabdulmohsin, I., Tolstikhin, I., Baldock, R. J., Bousquet, O., Gelly, S., and Keysers, D. What do neural networks learn when trained with random labels? *arXiv preprint arXiv:2006.10455*, 2020.
- Martens, J. et al. Deep learning via hessian-free optimization. In *ICML*, volume 27, pp. 735–742, 2010.
- Mohanty, S. P., Hughes, D. P., and Salathé, M. Using deep learning for image-based plant disease detection. *Frontiers in plant science*, 7:1419, 2016.
- Oh, J., Yoo, H., Kim, C., and Yun, S.-Y. BOIL: Towards representation change for few-shot learning. In *International Conference on Learning Representations*, 2021. URL <https://openreview.net/forum?id=umIdUL8rMH>.
- Oh, J., Kim, S., Ho, N., Kim, J.-H., Song, H., and Yun, S.-Y. Understanding cross-domain few-shot learning: An experimental study. *arXiv preprint arXiv:2202.01339*, 2022.
- Phoo, C. P. and Hariharan, B. Self-training for few-shot transfer across extreme task differences. In *ICLR*, 2021.

- Raghu, A., Raghu, M., Bengio, S., and Vinyals, O. Rapid learning or feature reuse? towards understanding the effectiveness of maml. *arXiv preprint arXiv:1909.09157*, 2019a.
- Raghu, M., Zhang, C., Kleinberg, J., and Bengio, S. Transfusion: Understanding transfer learning for medical imaging. *arXiv preprint arXiv:1902.07208*, 2019b.
- Ravi, S. and Larochelle, H. Optimization as a model for few-shot learning. In *ICLR*, 2016.
- Ren, M., Triantafillou, E., Ravi, S., Snell, J., Swersky, K., Tenenbaum, J. B., Larochelle, H., and Zemel, R. S. Meta-learning for semi-supervised few-shot classification. *arXiv preprint arXiv:1803.00676*, 2018.
- Ro, Y., Choi, J., Jo, D. U., Heo, B., Lim, J., and Choi, J. Y. Backbone cannot be trained at once: Rolling back to pre-trained network for person re-identification. In *Proceedings of the AAAI Conference on Artificial Intelligence*, volume 33, pp. 8859–8867, 2019.
- Saxe, A. M., McClelland, J. L., and Ganguli, S. Exact solutions to the nonlinear dynamics of learning in deep linear neural networks. *arXiv preprint arXiv:1312.6120*, 2013.
- Snell, J., Swersky, K., and Zemel, R. S. Prototypical networks for few-shot learning. *arXiv preprint arXiv:1703.05175*, 2017.
- Sung, F., Yang, Y., Zhang, L., Xiang, T., Torr, P. H., and Hospedales, T. M. Learning to compare: Relation network for few-shot learning. In *CVPR*, pp. 1199–1208, 2018.
- Tamkin, A., Singh, T., Giovanardi, D., and Goodman, N. Investigating transferability in pretrained language models. *arXiv preprint arXiv:2004.14975*, 2020.
- Tian, Y., Wang, Y., Krishnan, D., Tenenbaum, J. B., and Isola, P. Rethinking few-shot image classification: a good embedding is all you need? In *ECCV*, pp. 266–282, 2020.
- Tseng, H.-Y., Lee, H.-Y., Huang, J.-B., and Yang, M.-H. Cross-domain few-shot classification via learned feature-wise transformation. In *ICLR*, 2020.
- Vinyals, O., Blundell, C., Lillicrap, T., Wierstra, D., et al. Matching networks for one shot learning. *NeurIPS*, 29: 3630–3638, 2016.
- Wang, X., Peng, Y., Lu, L., Lu, Z., Bagheri, M., and Summers, R. M. ChestX-ray8: Hospital-scale chest x-ray database and benchmarks on weakly-supervised classification and localization of common thorax diseases. In *CVPR*, pp. 2097–2106, 2017.
- Wang, Y., Yao, Q., Kwok, J. T., and Ni, L. M. Generalizing from a few examples: A survey on few-shot learning. *ACM Computing Surveys (CSUR)*, 53(3):1–34, 2020.
- Yosinski, J., Clune, J., Bengio, Y., and Lipson, H. How transferable are features in deep neural networks? *arXiv preprint arXiv:1411.1792*, 2014.
- Zhang, C., Bengio, S., and Singer, Y. Are all layers created equal? *arXiv preprint arXiv:1902.01996*, 2019.
- Zhang, T., Wu, F., Katiyar, A., Weinberger, K. Q., and Artzi, Y. Revisiting few-sample bert fine-tuning. *arXiv preprint arXiv:2006.05987*, 2020.
- Zintgraf, L., Shiarli, K., Kurin, V., Hofmann, K., and Whiteson, S. Fast context adaptation via meta-learning. In *ICML*, pp. 7693–7702, 2019.

## Appendix

### A. Detailed Numbers of Figure 1

Table 4. Stage-wise 5-way  $k$ -shot accuracy (%) of the features from a miniImageNet pre-trained model. An average pooling layer and an auxiliary classifier are attached at the end of each stage of ResNet10.

Shot	Aux.	Same-domain	Cross-domain (BSCD-FSL)				
		miniImageNet	CropDisease	EuroSAT	ISIC	ChestX	Mean
1	Stage1	33.79 $\pm$ .68	46.66 $\pm$ .98	46.42 $\pm$ .82	26.77 $\pm$ .51	20.59 $\pm$ .28	35.11
	Stage2	39.31 $\pm$ .72	57.82 $\pm$ .94	54.05 $\pm$ .86	28.01 $\pm$ .52	20.84 $\pm$ .32	40.18
	Stage3	47.28 $\pm$ .80	65.69 $\pm$ .85	61.56 $\pm$ .90	30.07 $\pm$ .56	22.00 $\pm$ .38	<b>44.83</b>
	Stage4	<b>51.88<math>\pm</math>.80</b>	65.73 $\pm$ .87	54.35 $\pm$ .92	30.42 $\pm$ .54	22.17 $\pm$ .37	43.17
5	Stage1	48.94 $\pm$ .75	72.82 $\pm$ .80	64.74 $\pm$ .74	34.92 $\pm$ .53	21.90 $\pm$ .35	48.60
	Stage2	56.40 $\pm$ .75	81.61 $\pm$ .62	73.65 $\pm$ .72	37.63 $\pm$ .51	22.65 $\pm$ .36	53.89
	Stage3	67.07 $\pm$ .70	88.19 $\pm$ .57	80.26 $\pm$ .64	40.87 $\pm$ .54	25.25 $\pm$ .41	<b>58.64</b>
	Stage4	<b>74.61<math>\pm</math>.65</b>	88.68 $\pm$ .53	75.96 $\pm$ .67	42.97 $\pm$ .56	25.80 $\pm$ .43	58.35

### B. Results on Same-domain Target Dataset

Table 5. Same-domain 5-way  $k$ -shot test accuracy over 600 tasks on {miniImageNet, tieredImageNet}. The setting is the same as Table 1.

Methods	Dataset			
	miniImageNet		tieredImageNet	
	$k = 1$	$k = 5$	$k = 1$	$k = 5$
Linear	<b>51.88<math>\pm</math>.80</b>	<b>74.61<math>\pm</math>.65</b>	<b>61.11<math>\pm</math>.88</b>	<b>80.33<math>\pm</math>.65</b>
Transfer	44.83 $\pm$ .75	73.88 $\pm$ .64	49.49 $\pm$ .78	75.70 $\pm$ .70
ReFine	49.65 $\pm$ .75	73.84 $\pm$ .67	52.26 $\pm$ .81	75.83 $\pm$ .69

### C. ResNet Architecture

We used following backbone architectures: ResNet10 for miniImageNet, ResNet18 for ImageNet, and the extended version of ResNet18 for tieredImageNet (Tian et al., 2020).

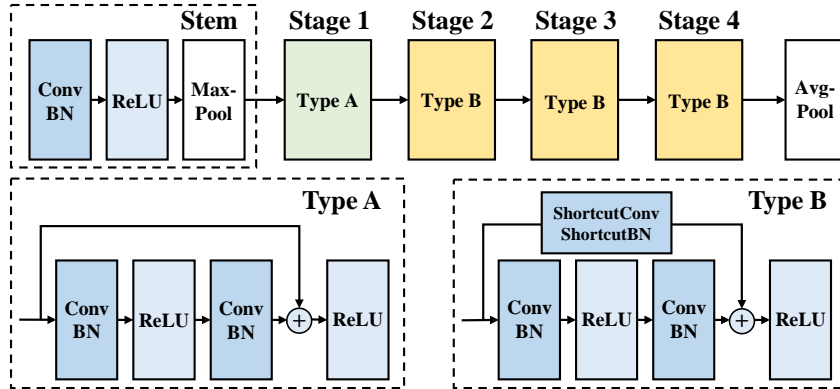


Figure 3. The structure of ResNet10 backbone network.

## D. Where to Re-randomize

Table 6. 5-way  $k$ -shot test accuracy over 600 tasks on miniImageNet  $\rightarrow$  {miniImageNet, BSCD-FSL} according to the parts of re-randomization. ResNet10 is used and the mean is reported (95% confidence interval is omitted). 0 stage indicates Transfer.

Re-randomization stage	0 stage	1 stage				2 stages						3 stages				4 stages
Stage 1		✓				✓	✓	✓				✓	✓	✓		✓
Stage 2			✓			✓			✓	✓		✓	✓		✓	✓
Stage 3				✓			✓		✓		✓	✓		✓	✓	✓
Stage 4					✓			✓		✓	✓		✓	✓	✓	✓
1-shot																
miniImageNet	44.83	37.87	33.74	36.50	<b>46.09</b>	32.39	32.66	40.37	34.24	36.13	38.56	32.30	33.49	34.55	35.48	32.83
CropDisease	57.57	55.58	55.35	58.45	<b>67.74</b>	53.35	57.63	63.71	57.11	60.49	59.59	54.65	55.60	58.63	57.34	54.25
EuroSAT	51.54	50.00	49.10	52.83	<b>63.90</b>	46.89	49.19	52.35	49.59	50.76	53.73	48.20	47.33	49.80	49.14	45.70
ISIC	<b>32.31</b>	30.97	30.14	28.66	31.17	29.15	28.32	29.79	29.38	30.39	29.17	28.74	29.84	28.21	29.13	28.04
ChestX	21.82	21.59	21.31	21.70	<b>22.46</b>	21.40	21.92	21.92	21.89	21.58	21.75	21.28	21.51	21.23	21.15	20.96
5-shot																
miniImageNet	<b>73.88</b>	63.30	53.12	57.83	67.89	48.91	50.65	61.16	51.78	54.10	58.73	47.21	50.37	53.16	53.68	48.99
CropDisease	88.04	85.95	82.78	84.40	<b>90.82</b>	80.41	81.15	88.50	81.48	86.04	86.25	78.39	83.52	84.66	84.30	82.42
EuroSAT	79.33	72.61	71.19	74.79	<b>81.22</b>	66.86	69.26	74.15	70.22	71.27	74.20	65.97	64.77	69.20	69.84	66.23
ISIC	<b>49.67</b>	46.80	46.34	45.98	46.44	43.77	45.05	45.74	45.71	45.43	43.53	43.58	42.77	44.10	43.69	43.11
ChestX	26.10	24.46	24.51	25.36	<b>26.50</b>	23.77	24.48	25.49	24.18	24.81	24.23	23.44	23.89	24.42	23.68	23.44

Table 7. 5-way  $k$ -shot test accuracy over 600 tasks on tieredImageNet  $\rightarrow$  {tieredImageNet, BSCD-FSL} according to the parts of re-randomization in the last stage. ResNet18 is used and the mean is reported. Bold indicates the topmost layers.

	Re-randomization layer											
Block1.Conv1										✓		✓
Block1.BN1										✓		✓
Block1.Conv2										✓		✓
Block1.BN2										✓		✓
Block1.Conv3						✓	✓	✓		✓	✓	✓
Block1.BN3						✓	✓	✓		✓	✓	✓
Block1.ShortCutConv									✓	✓	✓	✓
Block1.ShortCutBN									✓	✓	✓	✓
Block2.Conv1			✓	✓	✓	✓			✓	✓	✓	✓
Block2.BN1			✓	✓	✓	✓			✓	✓	✓	✓
Block2.Conv2			✓	✓	✓	✓	✓		✓	✓	✓	✓
Block2.BN2			✓	✓	✓	✓	✓		✓	✓	✓	✓
<b>Block2.Conv3</b>	✓	✓	✓	✓	✓	✓	✓		✓	✓	✓	✓
<b>Block2.BN3</b>	✓	✓	✓	✓	✓	✓	✓		✓	✓	✓	✓
1-shot												
tieredImageNet	<b>52.26</b>	50.15	40.30	36.10	33.89	31.52	34.42	35.94	36.64	33.80		
CropDisease	67.39	<b>68.31</b>	60.98	52.84	48.43	42.61	51.82	52.78	51.37	49.28		
EuroSAT	<b>51.21</b>	48.18	36.16	35.19	34.22	35.60	38.01	40.35	40.60	40.37		
ISIC	<b>28.24</b>	28.06	27.02	26.64	26.12	26.94	26.24	26.35	26.42	26.70		
ChestX	<b>21.68</b>	21.24	21.31	21.12	21.19	21.14	21.32	21.08	21.21	21.06		
5-shot												
tieredImageNet	<b>75.83</b>	75.75	72.61	64.64	66.44	62.54	63.40	61.62	62.59	62.37		
CropDisease	<b>90.96</b>	90.84	90.25	87.25	86.44	84.06	83.22	83.00	84.36	83.17		
EuroSAT	<b>74.39</b>	74.03	71.54	67.58	66.26	62.66	60.22	62.07	63.17	60.40		
ISIC	38.83	38.76	37.29	37.85	38.75	39.85	37.29	38.35	39.63	<b>40.91</b>		
ChestX	24.83	<b>24.90</b>	24.64	24.08	23.66	23.54	23.23	22.88	23.15	22.89		