

# ConfLab: A Rich Multimodal Multisensor Dataset of Free-Standing Social Interactions In-the-Wild

Chirag Raman<sup>1\*</sup>   Jose Vargas-Quiros<sup>1\*</sup>   Stephanie Tan<sup>1\*</sup>   Ekin Gedik<sup>1</sup>

Ashraful Islam<sup>2</sup>   Hayley Hung<sup>1</sup>

<sup>1</sup>Delft University of Technology, Delft, The Netherlands  
 {c.a.raman, j.d.vargasquiros, s.tan-1, e.gedik, h.hung}@tudelft.nl

<sup>2</sup>Rensselaer Polytechnic Institute, New York, USA  
 islama6@rpi.edu

## Abstract

We describe an instantiation of a new concept for multimodal multisensor data collection of real life in-the-wild free standing social interactions in the form of a Conference Living Lab (ConfLab). ConfLab contains high fidelity data of 49 people during a real-life professional networking event capturing a diverse mix of status, acquaintanceship, and networking motivations at an international conference. Recording such a dataset is challenging due to the delicate trade-off between participant privacy and fidelity of the data, and the technical and logistic challenges involved. We improve upon prior datasets in the fidelity of most of our modalities: 8-camera overhead setup, personal wearable sensors recording body motion (9-axis IMU), Bluetooth-based proximity, and low-frequency audio. Additionally, we use a state-of-the-art hardware synchronization solution and time-efficient continuous technique for annotating body keypoints and actions at high frequencies. We argue that our improvements are essential for a deeper study of interaction dynamics at finer time scales. Our research tasks showcase some of the open challenges related to in-the-wild privacy-preserving social data analysis: keypoints detection from overhead camera views, skeleton based no-audio speaker detection, and F-formation detection. With the ConfLab dataset, we aim to bridge the gap between traditional computer vision tasks and in-the-wild ecologically valid socially-motivated tasks.

## 1 Introduction

In this paper, we address the problem of collecting a privacy-sensitive dataset to enable the study of the unscripted social dynamics of real life relationships in-the-wild. We focus specifically on social networking settings where people are free to move around and leave or join a conversation as they please (see Figure 1). The majority of data that captures and allows for the study of group dynamics in social interactions have focused on role-played settings in custom-built instrumented lab environments [1, 2]. While such work was an invaluable first step for the automated analysis of social signals, we argue that the next steps in advancing the study of social human behavior involves the recording of the unconstrained social dynamics of in-the-wild behavior at a fidelity comparable to the instrumented lab environments. As such, the study of more real-life, dynamic, and crowded free standing conversational scenes beyond the lab has gained interest in the last decade [3–7].

---

\*Equal contribution



Figure 1: Snapshot of interaction area from our cameras. We annotated only cameras highlighted with red borders (high scene overlap). For a clearer visual impression of the scene, we omit 1 (few people recorded) and 5 (failed early in the event). Faces blurred to preserve privacy.

Existing datasets of in-the-wild social behavior (see Table 1) suffer from specific drawbacks preventing the analysis and modeling of fine-grained behavior: (i) they lack articulated pose information in the form of body keypoints; (ii) the number of people in the scene is too limited to capture and study complex interactions, and (iii) the sampling rate of the provided manual annotations is too low to capture the complex dynamics of the key social phenomena [8, Sec. 3.3]. Some of these drawbacks—especially related to articulated pose—exist due to an inherent trade-off between having a well-instrumented recording setup to capture high-fidelity data and preserving participant privacy as well as the ecological validity (real life naturalness) [9–11] of the interaction in-the-wild, which entails having a non-invasive sensor setup. For video, this has been addressed by mounting cameras overhead in a top-down perspective [5, 7]. However, state-of-the-art body keypoint estimation techniques trained on frontal or elevated side views do not perform well on top-down perspectives due to the heavy interpersonal occlusion [7, 12], preventing the automatic extraction of keypoint annotations. As a result, prior datasets have provided manual annotations for head or body bounding boxes rather than keypoints, which entails a much larger annotation overhead.

To address these limitations, we propose the Conference Living Lab (ConfLab): a high fidelity dataset of 49 socially interacting people during a professional networking event. Concretely, our following technical contributions (see Table 1 open the gateway to a wide range of multimodal and crossmodal behavior tasks, of importance to various fields including machine learning, social psychology, and social signal processing. (i) **Articulated pose**: annotations of 17 full-body keypoints, enabling improvements in (a) pose estimation and tracking in-the-wild, (b) pose-based recognition of social actions (unexplored in the top-down perspective), (c) pose-based F-formation estimation, which has not been possible using previous datasets and methods [5, 13–15], and (d) the direct study of interaction dynamics using full body poses (previously limited to lab settings [1]). (ii) **Subtle body dynamics**: first inclusion of a full 9-axis Inertial Measurement Unit (IMU) for improved capture body dynamics at higher rates. Previous rates were found to be insufficient for downstream tasks [16]. (iii) **Enabling finer temporal-scale research questions**: a sub-second expected crossmodal latency of 13 ms for the first time along with higher sampling rate of features (60 fps video, 56 Hz IMU) enables the in-the-wild study of nuanced time-sensitive social behaviors like mimicry and synchrony which need tolerances as low as 40 ms [see 8, Sec. 3.2]. Prior works coped with lower tolerances by windowing their inputs [16–18]. To enable these technical improvements, as part of the ConfLab endeavour we developed specific methods for cross modal synchronization [8] and continuous video annotation [19] that have been published separately.

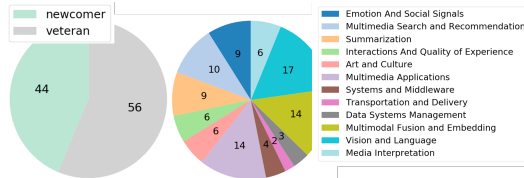


Figure 2: Distribution of newcomer/veteran participants (left) and their research interests (right) in percentage.

Beyond these technical considerations, ConfLab captures a diverse mix of levels of seniority, acquaintanceship, affiliation, and motivation to network (see Figure 2). This was achieved by organizing the data collection as part of an international scientific conference specialized in signal processing and machine learning (ACM Multimedia 2019). ConfLab fulfilled different broad goals: (i) a data collection that was by the community and for the community: the more volunteers, the more data, (ii) allowed potential users of the data who also *donated* their social behavior to experience first-hand

Table 1: Comparison of ConfLab with existing datasets of free-standing conversation groups in in-the-wild social interaction settings. ConfLab is the first and only social interaction dataset that offers skeletal keypoints and speaking status at high annotation resolution, as well as hardware synchronized camera and multimodal wearable signals at high resolution.

Dataset	People/ Scene	Video	Manual Annotations	Wearable Signals	Synchronization
Cocktail [3]†	7	512 × 384	F-formations (20 and 30 min, 1/5 Hz)	None	Unknown
CoffeeBreak [4]	14	1440 × 1080	F-formations (130 frames in two sequences)	None	None
IDIAP [5]	> 50	180 min; 654 × 439 20 fps	F-formations (82 independent frames)	None	None
SALSA [6]†	18	60 min; 1024 × 768 15 fps	Bounding boxes (30 min) Head & body ori. (30 min) F-formations (60 min) (all 1/3 Hz)	Audio MFCCs (30 Hz) Acceleration (20 Hz) IR proximity (1 Hz)	Post-hoc infra-red event-based (no-drift assumption)
MnM [7]†	32	30 min; 1920 × 1080 30 fps	Bounding boxes (30 min, 1 Hz ‡) F-formations (10 min, 1 Hz) Actions (45 min, 1 Hz‡)	Accelerometer (20 Hz) Radio proximity (1 Hz)	Intra-wearable sync via gossiping protocol; Inter-modal sync using manual inspection @ 1 Hz
ConfLab	48	~ 45 min; 1920 × 1080 <b>60 fps</b>	<b>17 keypoints (16 min, 60 Hz)</b> F-formations (16 min, 1 Hz) <b>Speaking status (16 min, 60 Hz)</b>	<b>Low-freq. audio (1200 Hz)</b> <b>BT proximity (5 Hz)</b> <b>9-axis IMU (56 Hz)</b>	<b>Wireless hardware sync at acquisition, max latency of ~ 13 ms [8]</b>

† Includes self-assessed personality ratings

‡ Upsampled to 20 Hz by Vatic tool [22]

and reflect on the potential privacy and ethical issues of sharing their data, (iii) enabled high fidelity but privacy-preserving sensing as an integral part of the decision-making on what data to collect. Specifically, we chose not use common approaches such as egocentric vision [20] or side-elevated viewpoints where facial behavior can be easily analyzed [3, 6, 21], and recorded at a frequency of 1200 Hz to mitigate extraction of the verbal content of speech, resulting in a fully General Data Protection and Regulation (GDPR) compliant multimodal recording setup. The richness of fine-grained temporal information, coupled with the unique social context, makes ConfLab a valuable first step in developing technologies to help people understand and potentially improve their social behavior.

## 2 Related Work

Many prior efforts have tried to analyze social behavior captured at a distance (see [21] for a review). The main aim of these prior works was to capture not only social interactions but also the social structure of a community [23]. Early efforts recorded at real life events had either recordings spanning for only a few minutes (e.g. the Coffee Break dataset [4]), or recorded at such a large distance from the participants that performing robust automated person detection or tracking with state-of-the-art approaches was non-trivial (e.g. the Idiap Poster Data [5]). In recent years, two different strategies have emerged to circumvent this issue.

One approach was to move back to a fully instrumented lab with a high-resolution multi-camera setup where state-of-the-art 3D head pose estimation could be applied [24, 25] to generate behavioral features. This circumvented the costly problem of manually labeling head poses but at the cost of allowing more portable ad-hoc sensing setups. The benefit of the highly instrumented lab-based setup is that it allowed researchers to focus on novel research questions related to down stream tasks of a more social nature. ConfLab moves out of the lab with a more portable, modular, multimodal and multi-sensor solution that scales easily.

Another approach exploited wearable sensor data to allow for multimodal processing—sensors included 3 or 6 DOF inertial measurement units (IMU); infrared, bluetooth, or radio sensors to measure proximity; or microphones for speech behavior [6, 7]. For the case of the sociometric badge used by the SALSA data, proximity data has been used as a proxy of face-to-face interaction, but recent findings highlight significant problems with their accuracy [26]. ConfLab enables more robust models to be developed to conceptualize and detect social involvement. The use of the

Chalcedony badges mentioned in the MatchNMingle dataset show more promising results using their radio-based proximity sensor and acceleration data [27]. However, they are still far away from performing sufficiently for more downstream tasks due to the relatively low sample frequency (20Hz) and annotation frequency (1Hz) [16].

Importantly, while both SALSA [6] and MatchNMingle [7] capture a multimodal dataset of a large group of individuals involved in mingling behavior, the inter-modal synchronization is only guaranteed at 1/3 Hz and 1 Hz, respectively. While 1 Hz is able to capture some of the social interaction dynamics observed in conversations [28], it is insufficient to study fine-grained social phenomena such as back-channeling or mimicry that involve far lower latencies [8, Sec. 3.3]. ConfLab provides data streams with higher sampling rates, synchronized using a state-of-the-art portable multi-sensor recording technique shown to be within 13 ms latency at worst [8] (see Sec. 3.1). Table 1 summarizes the differences between ConfLab and other datasets of real-life mingling events.

Parallel to the in-the-wild work mentioned above, there have also been considerable efforts in more controlled lab-based experiments with high-quality audio and video data. Notable examples of these role-played conversations have included seated scenarios such as the AMI meeting corpus [2] or the more recent standing scenarios of the Panoptic Dataset [1]. Both datasets enabled breakthroughs in the learning of multimodal conversational dynamics which can inform the behaviors observed in complex conversational scenes. However, the dynamics of seated, scripted, or role-playing scenarios are different from that of our social setting and are likely to contain unwanted biases related to the artificial nature of the setting.

There have also been related efforts in the wearable and ubiquitous computing community carrying out extensive analysis of real-life face-to-face social networks. However, they have typically focused on longer-term analysis of social networks over days, weeks, or months but using lower resolution proxies for interaction. Typically simple processing of infrared or Bluetooth sensing is assumed to be sufficient to be a proxy for face-to-face interaction [29–32]. In practice, findings from social science indicate that the popular Sociometric badge performs poorly at social interaction detection for short-term social interaction analysis where performance robustness is required [26]. Unfortunately, improved wearables that detect proximity such as the OpenBeacon badge show high precision but poor recall [33]. Such errors can have a significant impact on the machine-perceived experience of an individual, precluding the development of personalized technology. ConfLab enables researchers in these disciplines to also investigate the benefit of exploiting both visual and wearable modalities for richer social behavior studies.

### 3 Data Acquisition

In this section we describe the considerations for designing and collecting an interaction dataset in the wild, to serve as a template and case study for similar future efforts.

#### 3.1 Cameras and Wearable Sensors Setup

The interaction area was recorded by 14 GoPro Hero 7 Black video cameras (60fps, 1080p, Linear, NTSC) with audio (48 kHz) [34]. 10 cameras were placed directly overhead at 1 m intervals, with 4 cameras (not shared due to privacy reasons) at the corners providing an elevated-side-view perspective. For the interaction area of 10 m  $\times$  5 m and the given height of the room ( $\sim$  3.5 m), we found that 10 overhead cameras provided a suitable amount of overlap in the field of views. For capturing multimodal data streams, we designed a custom wearable multi-sensor pack called the Midge<sup>2</sup>, based on the open-source Rhythm Badge designed for office environments [35]. We improved upon the Rhythm Badge in 3 ways: enabling higher audio recording frequency with an on-board switch to allow physical selection between high and low frequency; adding a 9-axis IMU to record pose; and an on-board SD card to directly store raw data, avoiding typical issues related to packet loss during wireless data transfer. During the event, each participant wore a Midge around their neck like a conference badge. The benefit of using this over smart phones is that it allows for a *grab-and-go* setup. IMUs combine three tri-axial sensors: an accelerometer, a gyroscope, and a magnetometer. These measure acceleration, orientation, and angular rates respectively. The sensor information is combined on-chip by a Digital Motion Processor. Rough proximity estimation is performed by measuring the

<sup>2</sup>[https://github.com/Jerzeek/spcl\\_midge\\_hardware](https://github.com/Jerzeek/spcl_midge_hardware)



Received Signal Strength Indicator (RSSI) for Bluetooth packets broadcast every second (1 Hz) by every Midge. During the event, IMUs were set to record at 50 Hz. We chose to record audio at 1200 Hz to mitigate extraction of verbal content while still ensuring robustness to cocktail party noise. See the Appendix A for calibration details and the datasheet for images of the setup.

### 3.2 Synchronizing Sensors at Acquisition

Widely used human behavior datasets are synchronized by maximizing similarity scores around manually identified common events in data streams, such as infrared camera detections [6], or speech plosives [36]. While recordings in lab settings can allow for fully wired recording setups, recording in the wild requires a distributed wireless solution. To synchronize the cameras and wearable sensors directly at acquisition while lowering the cost of the recording setup, we developed a method published separately [8]. Specifically, we established a common Network Time Protocol (NTP) signal as reference for the camera and wearables sub-networks. We achieved a demonstrated cross-modal latency of 13 ms at worst is well below the 40 ms latency tolerance suitable for behavior research in our setting [8, Sec. 3.3].

### 3.3 Ethics, Ecological Validity, and Recruitment

The collection and sharing of ConfLab is GDPR compliant. It was approved by both, the human research ethics committee at our institution and the local authorities of the country of the conference. All participants gave consent for the recording and sharing of their data. ConfLab is only available for academic research purposes under an End User License Agreement.

An often-overlooked but crucial aspect of in-the-wild data collection is the design and ecological validity of the interaction setting. We chose an international scientific conference for which the General Chairs agreed to cooperate with us. This was crucial for promoting the event, and selecting and gaining access to an appropriate room at the conference venue to setup recording. To encourage mixed levels of status, acquaintanceship, and motivations to network, we designed an event with the conference organizers called *Meet the Chairs!* To further address privacy concerns, we chose an overhead camera view that makes faces and facial behavior harder to analyze, and recorded audio at low frequency.

During the conference, participants were recruited via word-of-mouth marketing, social media, conference announcements, and an event web page. Aside from the prospect of contributing to a community dataset and networking with the conference Chairs, as an additional incentive we provided attendees with post-hoc insights into their networking behavior using metrics computed from the wearable sensor data. See Supplementary material for a sample participant report.

### 3.4 Data Association and Participant Protocol

One consideration for multimodal data recording is the data association problem—how can pixels corresponding to an individual be linked to their other data streams? This was solved by designing a participant registration protocol. Arriving participants were greeted and directed to a registration desk by the interaction area. Team members fitted the participant with a Midge. The ID of the Midge acted as the participant’s identifier. One team member took a picture of the participant while ensuring both the face of the participant and the ID on the Midge were visible. These pictures will not be shared. In practice, it is preferable to avoid this step by using a fully automated multimodal association approach. However this remains an open research challenge [37, 38]. During the event, participants mingled freely—they were allowed to carry bags or use mobile phones. Conference volunteers helped to fetch drinks for participants. Participants could leave before the end of the 1 hour session.

### 3.5 Replicating Data Collection Setup and Community Engagement

After the event, we gave a tutorial at ACM Multimedia 2019 [39] to demonstrate how our collection setup could be replicated, and to invite conference attendees and event participants to reflect on the broader considerations surrounding privacy-preserving data capture, sharing, and future directions such initiatives could take. Through engagement with the community we also generated a spin-off of ConfLab in the form of a mobile app to help Multimedia researchers to find others in the community with complementary research interests [40].

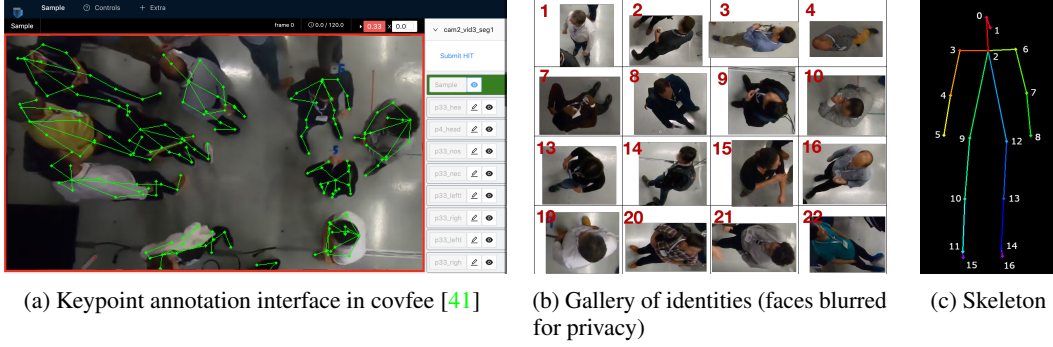


Figure 3: Illustration of the body keypoints annotation procedure: (a): our custom time continuous annotation interface; (b): the gallery of person identities used by annotators to identify people in the scene; and (c): the template of skeleton keypoints annotated

## 4 Data Annotation

### 4.1 Continuous Keypoints Annotation

Existing datasets of naturalistic social interactions have used video annotation software such as Vatic [22] or CVAT [42] to annotate every  $N$  frames only, followed by interpolation, to localize subjects via bounding boxes [6, 7]. In dense and crowded social scenes, this is problematic due to the inter-personal cross-contamination caused by severely overlapping bounding boxes [17]. Furthermore, richer information about the social dynamics such as gestures and changes in orientation can be obtained through the annotation of skeletal keypoints. To our knowledge, no dataset of in-the-wild ecologically valid conversational social interactions has previously included ground truth body pose annotations. The main reason for this is that the annotation process is time consuming as annotators must localize positions for multiple joints [43]. Even using traditional approaches in other settings, it has been realistic to interpolate body key points annotated every  $N$  frames (see [42]). For ConfLab this approach is likely to under-sample important body movements such as speech related gestures.

To overcome these issues, we collected fine-grained time-continuous annotations of keypoints via an online interface that we implemented as an extension to the covfee framework [19], to allow annotators to track individual joints using their mouse or laptop trackpad while playing the video in their web browser. The continuous nature of the technique refers to how annotations are done without pausing the video. To validate the efficacy of the covfee framework, we designed a pilot study, which involved three annotators annotating the shoulders, head and nose keypoints of two people in a scene for 40 s of video using both CVAT [42] and covfee [19]. Through this pilot, we found that using this technique resulted in lower annotation times (7 min compared to 20 min in CVAT) and high agreement as shown by smaller averaged differences in pixels between covfee’s time-corresponding annotations compared to CVAT annotations interpolated at 1 Hz ( $17.3 \pm 9.5$  compared to  $25.0 \pm 12.3$  for CVAT).

Annotations for ConfLab were made per camera (so the same subject could be annotated in multiple cameras due to view overlap) for 5 of the overhead cameras (see Fig. 1). Videos were split into two-minute segments. Each segment was annotated by one annotator by tracking the joints of all the people in the scene.

### 4.2 Continuous Speaking Status Annotations

We annotated the binary speaking status of every subject due to its importance to social constructs such as rapport [44], conversation floors [45], and the particular challenge it poses to action recognition methods [16, 46, 47].

Action annotations have traditionally been carried out using frame-wise techniques [7], where annotators find the start and end frame of the action of interest using a graphical interface. Given the speed enhancement we saw for our keypoint annotations, we also annotated speaking status time-continuously. A binary annotation interface, where annotators were asked to press a keyboard

key when they perceived speaking to be start or end, was implemented in the covfee framework [19]. Similar to [7] the annotations were made by watching the video. All overhead views were provided to the annotators to enable the best view for annotating speaking status from the peoples’ visual behavior.

### 4.3 F-formation Annotations

F-formations were annotated using an approximation of Kendon’s definition [48], which is the typical approach used by existing datasets [3, 6, 7]. The annotations consist of F-formation membership, location, and orientation of each participant in the video for 16 minutes. Annotations were labeled by one annotator at 1 Hz. The best camera view was provided for each F-formation, in particular to mitigate ambiguities in dealing with truncated formations that span across two neighboring camera views.

### 4.4 Annotator Recruitment and Management

Due to budget constraints, we collected 16 minutes of annotation out of the approximately 45 minutes of interaction. The annotated segment was selected to capture the peak crowdedness of the event for maximum variety of social interaction partners. Unlabeled data are available and could be useful for unsupervised approaches. Keypoints and speaking status annotations were crowd-sourced using Amazon Mechanical Turk. For keypoint annotation tasks, we selected workers based on a qualification task of annotating six out of the 17 keypoints, which allowed us to manually evaluate annotator diligence by observing their annotations. In all, the annotations were done by 12 workers from different parts of the world. A subset of the same annotators was recruited for the speaking status annotation tasks. We were in direct communication with the annotators throughout the process for quality control.

## 5 Dataset Description

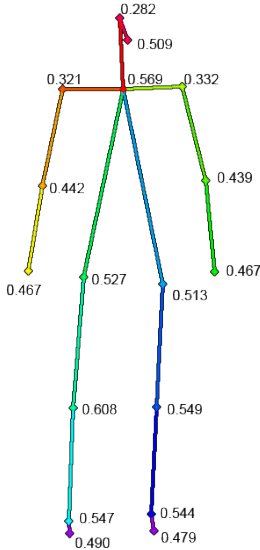


Figure 4: Fraction of key-points labeled as *occluded*, per body joint.

**Individual-Level Statistics** Figure 4 shows the occlusion statistics we obtained from annotators for each of our 17 keypoints. The *occlusion* flag was annotated per body joint simultaneous with the continuous joint position annotation. In Figure 5a we plotted the distribution of turn lengths in our speaking status annotations. We defined a turn to be a contiguous segment of positively-labeled speaking status, which resulted in a total of 4096 turns annotated for the 49 participants in the 16 minutes of data recordings.

**Group-Level Statistics** During the 16 minutes, there were 119 distinct F-formations of size greater than or equal to two, 38 instances of singleton, and 16 instances of same group (from membership perspective) reforming after disbanding. The group size and duration per group size distribution are shown in Figures 5b and 5c, respectively. The number of groups is inversely related to the size of the group (i.e. there are fewer large groups). The duration of the groups does not show particular trends with respect to the group sizes. It is worthy to note that groups of size 2,3,and 4 have a larger spread in duration.

From the self-reported experience level in the related conference venue, the new-comer percentage in F-formations is summarized in histogram in Figure 5d. This figure clearly demonstrates two peaks on both sides of the spectrum (i.e., no new comers vs. all new comers in the same group). Groups with members of mixed status present opportunities to study the implicit seniority relationships and roles in the interactions.

There are 12 F-formations (group size  $\geq 2$ ) and 2 singletons that include member(s) using the mobile phone during the event. Usage of mobile phones during a social interaction. The member(s) that used mobile phones are available as part of the annotations of F-formations. Conflab enables research topic in the topic of usage of mobile phones in small-group social interactions in-the-wild that could

shed light on quality of engagement. Research questions along this line, considering with the variety and granularity of other data in Conflab, would not be possible in existing datasets.

## 6 Research Tasks

We report experimental results on three baseline benchmark tasks: person and keypoints detection, speaking status detection, and F-formation detection. The first task is a fundamental building block for automatically analyzing human social behaviors. The other two demonstrate how learned body keypoints can be used in the pipeline. Importantly, speaking status is a key non-verbal cue for many social interaction analysis tasks [49] while F-formations detection in dynamic scenes is necessary to establish potential inter-personal influence by determining who is conversing with whom. We chose these benchmarking tasks since they have been studied on other in-the-wild behavior datasets.

### 6.1 Person and Keypoints Detection

We developed a system for person detection (identifying bounding boxes) and pose estimation (localizing skeletal keypoints such as elbows, wrists, etc.). We used Mask-RCNN [50] for both person detection and keypoint estimation tasks. Since keypoint annotations were made per camera, we used four of the overhead cameras for training and one for testing. The keypoint annotations contained some incorrectly labeled keypoints, a product of annotation errors like mis-assignment of participant IDs. We removed these using a threshold on the proximity to other keypoints of the same person. Missing keypoints were ignored during back-propagation and we entirely dropped frames that contained more than 10% of missing keypoints. This resulted in a training set with 139k frames (1588k person instances) and a test set with 28k frames (405k person instances).

We used the Detectron2 framework [51] to implement the baselines. We made use of ResNet-50 and ResNet-101 FPN backbone. We resized the images to  $960 \times 540$ , and applied random brightness and random horizontal flip augmentation. The learning rate was set to 0.02 and batch size to 4. We trained the models for 50k iterations. We use the COCO-pretrained weights for initialization. All hyper-parameters were chosen based on the performance on a separate hold-out camera chosen as validation set.

We evaluated object detection performance using the standard evaluation metrics in the MS-COCO dataset paper [52]. We report average precision (AP) for intersection over union (IoU) thresholds of 0.50 and 0.75, and the mean AP from an IoU range from 0.50 to 0.95 in 0.05 increments. For keypoint detection, we use object keypoint similarity (OKS) [52].  $AP_{50}^{OKS}$  is a mean average precision for different OKS thresholds from 0.5 to 0.95.

Table 2 summarizes our person detection and joint estimation results. Our baseline achieves 50.8  $AP_{50}$  in detection and 33.3  $AP_{50}^{OKS}$  in keypoint estimation using ResNet-50 backbone. The low average  $AP_{50}^{OKS}$  of 10.7 indicates that the estimated keypoints are imprecise. The choice of backbone did not affect results significantly. Further experiments with Faster-RCNN (a detection-only model) and four different backbones (R50-C4, R101-C4, R50-FPN, and R101-FPN) revealed consistently better results for FPN backbones, with a best  $AP_{50}$  of 51.49.

We performed an analysis to show the effect of training data on the final evaluation. In Table 3, we train Mask-RCNN R50-FPN backbone on 2, 3, and 4 camera views respectively, and evaluate one camera view (camera 6). The result  $AP_{50}$  for detection and  $AP_{50}^{OKS}$  for keypoint estimation. There is a big performance improvement when we add multiple camera views in the training set. Conflab

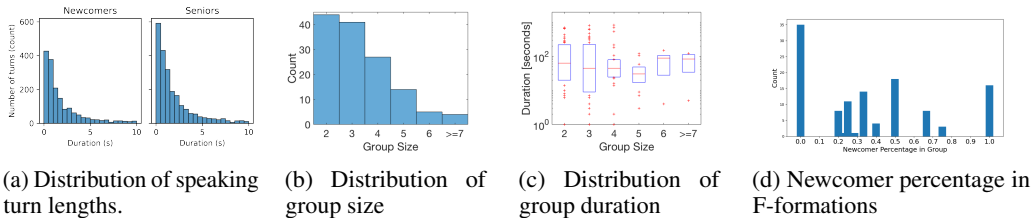


Figure 5: Annotation and dataset statistics for speaking status and conversation groups

Table 2: Mask-RCNN Results for person bounding box detection and keypoint estimation.

Model	Person Detection			Keypoint Estimation		
	AP <sub>50</sub>	AP	AP <sub>75</sub>	AP <sub>50</sub> <sup>OKS</sup>	AP <sub>75</sub> <sup>OKS</sup>	AP <sub>75</sub> <sup>OKS</sup>
R50-FPN	50.8	25.2	21.5	33.3	10.7	3.9
R101-FPN	50.9	25.6	24.2	31.5	9.8	3.2

Table 3: Effect of training data size on keypoint estimation.

Train Camera	AP <sub>50</sub>	AP <sub>50</sub> <sup>OKS</sup>
cam 2 + cam 10	41.9	8.3
cam 2 + cam 4 + cam 10	48.8	23.3
cam 2 + cam 4 + cam 8 + cam 10	50.8	33.3

features high person scene density (15 on average per camera view) which may be a useful resource for developing overhead person detection and keypoint estimation.

## 6.2 Speaking Status Detection

In this task we explore the use of poses and wearable acceleration for detecting the speaking status of a person in the scene. In real life social settings in-the-wild, consent for recording audio can be hard to obtain due to privacy concerns [53]. This has led to the exploration of the use of information from different modalities such video and accelerometers, capable of capturing some of the motion characteristics of speaking-related gestures [17, 18].

We use the MS-G3D graph neural network for skeleton action recognition due to its state-of-the-art results [54]. We use a model pre-trained on Kinetics Skeleton 400 and provided by the original authors. For the acceleration modality, we use two standard convolutional neural networks: a 1-dimensional version of AlexNet [18], and 1D Resnet [55], both of which we trained from scratch. We performed late fusion naively by averaging the scores from both modalities.

The task was set up as a binary classification problem. We divided our pose (skeleton) tracks into 3-second examples, in keeping with prior work [16, 18]. This resulted in a dataset with 21202 examples. The corresponding acceleration time series were obtained for these segments. The examples were labeled via a threshold of 0.5 on the fraction of positive speaking status sample labels, such that an example is labeled positive if the subject was labeled as speaking for at least half the time. This resulted in an unbalanced dataset with 29.2% positive labels. Like prior work, we kept this natural imbalance and evaluated using the area under the ROC curve (AUC).

Poses were preprocessed for training following the MS-3GD preprocessing steps while acceleration readings were not preprocessed in any way. Three of the keypoints (head, and feet tips) were discarded due to these not being present in Kinetics. Transfer learning training on MS-G3D was done by freezing all layers except for the last fully connected layer and training for two extra epochs.

Evaluation was carried out via a train-test split at the subject level with 20% of the person identities (9 subjects) in the test set, ensuring that no examples from the test subjects were used in training. The results in Table 4 indicate a better performance from the acceleration-based methods. One possible reason for the lower performance of the pose-based methods is the significant domain shift between the Kinetics dataset and our dataset, especially due the difference in camera viewpoint (frontal vs top-down). The acceleration results are in line with previous work [16], with a slight increase possibly due to the better higher resolution of our sensors. Multimodal results were worse than acceleration-only results, possibly at least in part due to the naive fusion approach that we followed.

Table 4: ROC AUC and accuracy of skeleton-based, acceleration-based and multimodal speaking status detection.

Modality	Model	AUC	Acc.
Pose	MS-G3D [56]	0.762	0.657
Acceleration	Alexnet 1D [18]	0.858	0.780
	Resnet 1D [55]	0.816	0.770
Multimodal	MS-G3D + Alexnet 1D	0.831	0.699

Table 5: Average F1 scores for F-formation detection comparing GTCG [15] and GCFF [21] with the effect of different threshold and orientations (standard deviation in parenthesis).

	GTCT		GCFF	
	T=2/3	T=1	T=2/3	T=1
Head	0.51 (0.09)	0.40 (0.10)	0.47 (0.07)	0.31 (0.05)
Shoulder	0.46 (0.11)	0.38 (0.12)	0.58 (0.29)	0.41 (0.16)
Hip	0.45 (0.10)	0.32 (0.09)	0.39 (0.06)	0.25 (0.11)



### 6.3 F-formation Detection

Automatically detecting interacting groups in social settings has been of interest in past work (e.g., [5, 13–15]). Being able to identify groups of people in a social scene sheds light on dynamics of potential social influence. Like prior work, we consider interaction groups more rigorously as F-formations as defined by Kendon [48].

We provide performance results for F-formation detection using GTCG [15] and GCFF [21] as a baseline. Application of recent deep learning methods such as DANTE [14] is not directly applicable since the inputs to the neural network architecture depend on the number of people in the scene, which varies from frame to frame in ConfLab.

We use standard evaluation metrics for group detection. A group is correctly estimated if at least  $\lceil T * |G| \rceil$  of the members of group  $G$  are correctly identified, and no more than  $1 - \lceil T * |G| \rceil$  is incorrectly identified, where  $T$  is the tolerance threshold. We set  $T = \frac{2}{3}$  or  $T = 1$  (more strict threshold), which is a common practice. We report detection results in Table 5 in terms of F1 score, where true positive correspond to correctly detected groups; false positives to detected but non-existent groups; and false negatives to non-detected groups.

Results are obtained for videos from camera 2,4,6, and 8. We use pre-trained parameters (from Cocktail Party [3]) for field of view (FoV) and frustum aperture (GTCG) and minimum description length (GCFF), and adjusted frustum length (GTCG) and stride (GCFF) to account for average interpersonal distance in ConfLab. Features include positions and orientations, with options for orientations derived from head, shoulders, and hips keypoints. We show that different results are obtained using different sources of orientations. Potential explanations include the different occlusion levels in keypoints due to camera viewpoint and the complexity in the concept of interacting groups pertaining to the original definition of F-formations [48] and conversation floors [45] in relation to head, upper-body, and lower-body orientation. As an in-the-wild dataset with large number of participants and high-resolution annotations, ConfLab provides new opportunities and challenges for future method development in F-formation detection.

## 7 Conclusion, Discussions, and Limitations

ConfLab captures a rich and high-fidelity multi-sensor and multimodal dataset of social interaction behavior in-the-wild and in a real-life networking event. We built upon prior work by providing higher-resolution and framerate data and also carefully designed our social interaction setup to enable a diverse mix of seniority, acquaintanceship, and motivations for mingling. Prior efforts under-sampled much of the dynamics of human social behavior while ConfLab uses a modular and scalable recording setup capable of guaranteeing inter- and intra-modal synchronization in keeping with the perception of human social cues. We contribute a rich set of 17 body keypoint annotations of 49 people at 60Hz from over head cameras for developing more robust keypoint estimation as well as manual annotations for key tasks in social behavior analysis, namely speaker and F-formation detection. We provide baseline results for these tasks, showing how our body keypoints can be used for downstream social tasks. A potential benefit of our body keypoint annotations is that it enables us to revisit some of the socially related prediction tasks from prior datasets with overhead camera views (e.g. [5, 7]) by using ConfLab pre-trained body keypoint models. Finally, to improve estimation robustness, ConfLab provides multimodal data allowing for further development of multimodal machine learning solutions [57] that could improve over vision only systems. We believe this is an important step towards a long-term vision for developing personalized socially aware technologies that can enhance and foster positive social experience and assist people in their social decisions.

**Future in-the-wild Social Data Collection.** Since ConfLab captures social relationships, if we want to relate an individual’s social behaviors to longer term behavioral trends within the social network (e.g. across coffee breaks in one day, days at a conference, or multiple conferences), more instantiations similar to ConfLab are needed. We hope this paper serves as a record for how to run such a data collection, providing a template for future ventures.

**Privacy and Fidelity Trade-off.** This instantiation of ConfLab attempted to maximize data fidelity while preserving participants’ privacy through the choices of overhead camera perspective, low audio recording frequency, and non-intrusive wearable sensors matching a conference badge form-factor. However, richer information about participants’ social networks is also necessary for a more in-depth

study of technologies to help people’s social decision-making. We hope ConfLab inspires innovation in finding machine learning and sensing solutions to enhance perception while preserving privacy.

**Data Association.** A crucial assumption made in many former multimodal datasets[1, 6, 7] is that the association of video data to the wearable modality can be manually performed. Few works [37, 38] have tried to address this issue but using movement cues alone to associate the modalities is challenging as conversing individuals are mostly stationary. This remains a significant and open question for future large scale deployable multimodal systems. One solution may be to annotate more social actions as a form of top-down supervision. However, detecting pose and actions robustly from overhead cameras remains to be solved.

**Potential Negative Societal Impact.** Although ConfLab’s long term vision is towards developing technology to assist individuals in navigating social interactions, such technology could also affect a community in unintended ways: e.g. causing worsened social satisfaction, lack of agency, or benefiting only those members of the community who make use of the system at the expense of the rest. All of these must be considered when developing such systems. Moreover, ConfLab and its trained models could be exploited to develop technologies to de-anonymize or track subjects in privacy invasive ways (i.e., harmful surveillance). Finally, since the data was collected during a scientific conference, there is an implicit selection bias which users of the data need to take into account.

## References

- [1] Hanbyul Joo, Tomas Simon, Xulong Li, Hao Liu, Lei Tan, Lin Gui, Sean Banerjee, Timothy Scott Godisart, Bart Nabbe, Iain Matthews, Takeo Kanade, Shohei Nobuhara, and Yaser Sheikh. Panoptic studio: A massively multiview system for social interaction capture. *IEEE Transactions on Pattern Analysis and Machine Intelligence*, 2017. 1, 2, 4, 11
- [2] Jean Carletta, Simone Ashby, Sebastien Bourban, Mike Flynn, Mael Guillemot, Thomas Hain, Jaroslav Kadlec, Vasilis Karaiskos, Wessel Kraaij, Melissa Kronenthal, Guillaume Lathoud, Mike Lincoln, Agnes Lisowska, Iain McCowan, Wilfried Post, Dennis Reidsma, and Pierre Wellner. The ami meeting corpus: A pre-announcement. In Steve Renals and Samy Bengio, editors, *Machine Learning for Multimodal Interaction*, pages 28–39, Berlin, Heidelberg, 2006. Springer Berlin Heidelberg. 1, 4
- [3] Gloria Zen, Bruno Lepri, Elisa Ricci, and Oswald Lanz. Space speaks: towards socially and personality aware visual surveillance. In *Proceedings of the 1st ACM international workshop on Multimodal pervasive video analysis*, pages 37–42, 2010. 1, 3, 7, 10
- [4] Marco Cristani, Loris Bazzani, Giulia Paggetti, Andrea Fossati, Diego Tosato, Alessio Del Bue, Gloria Menegaz, and Vittorio Murino. Social interaction discovery by statistical analysis of f-formations. In Jesse Hoey, Stephen J. McKenna, and Emanuele Trucco, editors, *British Machine Vision Conference, BMVC 2011, Dundee, UK, August 29 - September 2, 2011. Proceedings*, pages 1–12. BMVA Press, 2011. doi: 10.5244/C.25.23. URL <https://doi.org/10.5244/C.25.23>. 3
- [5] Hayley Hung and Ben Kröse. Detecting f-formations as dominant sets. In *Proceedings of the 13th international conference on multimodal interfaces*, pages 231–238, 2011. 2, 3, 10
- [6] Xavier Alameda-Pineda, Jacopo Staiano, Ramanathan Subramanian, Ligia Batrinca, Elisa Ricci, Bruno Lepri, Oswald Lanz, and Nicu Sebe. Salsa: A novel dataset for multimodal group behavior analysis. *IEEE Transactions on Pattern Analysis and Machine Intelligence*, 38(8):1707–1720, 2015. 3, 4, 5, 6, 7, 11
- [7] Laura Cabrera-Quiros, Andrew Demetriou, Ekin Gedik, Leander van der Meij, and Hayley Hung. The matchnmingle dataset: A novel multi-sensor resource for the analysis of social interactions and group dynamics in-the-wild during free-standing conversations and speed dates. *IEEE Transactions on Affective Computing*, 12(1):113–130, 2021. 1, 2, 3, 4, 6, 7, 10, 11
- [8] Chirag Raman, Stephanie Tan, and Hayley Hung. A modular approach for synchronized wireless multi-modal multisensor data acquisition in highly dynamic social settings. In *Proceedings of the 28th ACM International Conference on Multimedia, MM ’20*, page 3586–3594, New York, NY, USA, 2020. Association for Computing Machinery. ISBN 9781450379885. doi: 10.1145/3394171.3413697. URL <https://doi.org/10.1145/3394171.3413697>. 2, 3, 4, 5, 6
- [9] Chittaranjan Andrade. Internal, external, and ecological validity in research design, conduct, and evaluation. *Indian journal of psychological medicine*, 40(5):498–499, 2018. 2

- [10] Élise Labonte-LeMoine, François Courtemanche, Marc Fredette, and Pierre-Majorique Léger. How wild is too wild: Lessons learned and recommendations for ecological validity in physiological computing research. In *PhyCS*, pages 123–130, 2018.
- [11] Hayley Hung, Ekin Gedik, and Laura Cabrera Quiros. Complex conversational scene analysis using wearable sensors. In *Multimodal Behavior Analysis in the Wild*, pages 225–245. Elsevier, 2019. 2
- [12] Nicolo Carissimi, Paolo Rota, Cigdem Beyan, and Vittorio Murino. Filling the gaps: Predicting missing joints of human poses using denoising autoencoders. In *Proceedings of the European Conference on Computer Vision (ECCV) Workshops*, pages 0–0, 2018. 2
- [13] Francesco Setti, Chris Russell, Chiara Bassetti, and Marco Cristani. F-formation detection: Individuating free-standing conversational groups in images. *PLoS one*, 10(5):e0123783, 2015. 2, 10
- [14] Mason Swofford, John Peruzzi, Nathan Tsoi, Sydney Thompson, Roberto Martín-Martín, Silvio Savarese, and Marynel Vázquez. Improving social awareness through dante: Deep affinity network for clustering conversational interactants. *Proceedings of the ACM on Human-Computer Interaction*, 4(CSCW1):1–23, 2020. 10
- [15] Sebastiano Vascon, Eyasu Zemene Mequanint, Marco Cristani, Hayley Hung, Marcello Pelillo, and Vittorio Murino. A game-theoretic probabilistic approach for detecting conversational groups. In *Asian conference on computer vision*, pages 658–675. Springer, 2014. 2, 9, 10
- [16] Ekin Gedik and Hayley Hung. Personalised models for speech detection from body movements using transductive parameter transfer. *Personal and Ubiquitous Computing*, 21(4):723–737, August 2017. ISSN 1617-4909. doi: 10.1007/s00779-017-1006-4. 2, 4, 6, 9
- [17] Laura Cabrera-Quiros, David M.J. Tax, and Hayley Hung. Gestures in-the-wild : Detecting conversational hand gestures in crowded scenes using a multimodal fusion of bags of video trajectories and body worn acceleration. pages 1–10, 2018. 6, 9
- [18] J. V. Quiros and H. Hung. CNNs and Fisher Vectors for No-Audio Multimodal Speech Detection. In *MediaEval*, 2019. 2, 9
- [19] Jose Vargas Quiros, Stephanie Tan, Chirag Raman, Laura Cabrera-Quiros, and Hayley Hung. Covfee: an extensible web framework for continuous-time annotation of human behavior. In Cristina Palmero, Julio C. S. Jacques Junior, Albert Clapés, Isabelle Guyon, Wei-Wei Tu, Thomas B. Moeslund, and Sergio Escalera, editors, *Understanding Social Behavior in Dyadic and Small Group Interactions*, volume 173 of *Proceedings of Machine Learning Research*, pages 265–293. PMLR, 16 Oct 2022. URL <https://proceedings.mlr.press/v173/vargas-quiros22a.html>. 2, 6, 7
- [20] Stefano Alletto, Giuseppe Serra, Simone Calderara, and Rita Cucchiara. Understanding social relationships in egocentric vision. *Pattern Recognition*, 48, 06 2015. doi: 10.1016/j.patcog.2015.06.006. 3
- [21] Marco Cristani, Ramachandra Raghavendra, Alessio Del Bue, and Vittorio Murino. Human behavior analysis in video surveillance: A social signal processing perspective. *Neurocomputing*, 100:86–97, 2013. 3, 9, 10
- [22] Carl Vondrick, Donald Patterson, and Deva Ramanan. Efficiently Scaling up Crowdsourced Video Annotation. *International Journal of Computer Vision*, 101(1):184–204, 2013. ISSN 0920-5691. doi: 10.1007/s11263-012-0564-1. 3, 6
- [23] T. Yu, S. Lim, K. A. Patwardhan, and N. Krahnstoeve. Monitoring, recognizing and discovering social networks. In *CVPR*, 2009. 3
- [24] Elisa Ricci, Jagannadan Varadarajan, Ramanathan Subramanian, Samuel Rota Bulò, Narendra Ahuja, and Oswald Lanz. Uncovering interactions and interactors: Joint estimation of head, body orientation and f-formations from surveillance videos. In *2015 IEEE International Conference on Computer Vision (ICCV)*, pages 4660–4668, 2015. 3
- [25] Loris Bazzani, Marco Cristani, Diego Tosato, Michela Farenzena, Giulia Paggetti, Gloria Menegaz, and Vittorio Murino. Social interactions by visual focus of attention in a three-dimensional environment. *Expert Systems*, 30(2):115–127, 2013. 3
- [26] Daniel Chaffin, Ralph Heidl, John R Hollenbeck, Michael Howe, Andrew Yu, Clay Voorhees, and Roger Calantone. The promise and perils of wearable sensors in organizational research. *Organizational Research Methods*, 20(1):3–31, 2017. 3, 4

- [27] Alessio Rosatelli, Ekin Gedik, and Hayley Hung. Detecting f-formations roles in crowded social scenes with wearables: Combining proxemics dynamics using Istms. In *2019 8th International Conference on Affective Computing and Intelligent Interaction Workshops and Demos (ACIIW)*, pages 147–153, 2019. doi: 10.1109/ACIIW.2019.8925179. 4
- [28] Stephanie Tan, David M. J. Tax, and Hayley Hung. Multimodal joint head orientation estimation in interacting groups via proxemics and interaction dynamics. *Proc. ACM Interactive, Mobile, Wearable, and Ubiquitous Technology*, 5(1), March 2021. 4
- [29] C. Cattuto, W. V. D. Broeck, A. Barrat, V. Colizza, J. Pinton, and Alessandro Vespignani. Dynamics of person-to-person interactions from distributed rfid sensor networks. *PLoS ONE*, 5, 2010. 4
- [30] Marion Hoffman, Per Block, Timon Elmer, and Christoph Stadtfeld. A model for the dynamics of face-to-face interactions in social groups. *Network Science*, 8(S1):S4–S25, 2020. doi: 10.1017/nws.2020.3.
- [31] Martin Atzmueller and Florian Lemmerich. Homophily at academic conferences. In *Companion Proceedings of the The Web Conference 2018*, WWW ’18, page 109–110, Republic and Canton of Geneva, CHE, 2018. International World Wide Web Conferences Steering Committee.
- [32] Daniel Olguín Olguín, Benjamin N Waber, Taemie Kim, Akshay Mohan, Koji Ara, and Alex Pentland. Sensible organizations: Technology and methodology for automatically measuring organizational behavior. *IEEE Transactions on Systems, Man, and Cybernetics, Part B (Cybernetics)*, 39(1):43–55, 2008. 4
- [33] Timon Elmer, Krishna Chaitanya, Prateek Purwar, and Christoph Stadtfeld. The validity of rfid badges measuring face-to-face interactions. *Behavior Research Methods*, 51, 04 2019. doi: 10.3758/s13428-018-1180-y. 4
- [34] Go pro hero 7 black. <https://gopro.com/en/nl/shop/cameras/hero7-black/CHDX-701-master.html>. 4
- [35] Oren Lederman, Akshay Mohan, Dan Calacci, and Alex Sandy Pentland. Rhythm: A unified measurement platform for human organizations. *IEEE MultiMedia*, 25(1):26–38, 2018. 4
- [36] F. Ringeval, A. Sonderegger, J. Sauer, and D. Lalanne. Introducing the recola multimodal corpus of remote collaborative and affective interactions. In *2013 10th IEEE International Conference and Workshops on Automatic Face and Gesture Recognition (FG)*, pages 1–8, 2013. 5
- [37] Laura Cabrera-Quiros and Hayley Hung. Who is where? matching people in video to wearable acceleration during crowded mingling events. In *Proceedings of the 24th ACM international conference on Multimedia*, pages 267–271, 2016. 5, 11
- [38] Laura Cabrera-Quiros and Hayley Hung. A hierarchical approach for associating body-worn sensors to video regions in crowded mingling scenarios. *IEEE Transactions on Multimedia*, 21(7):1867–1879, 2018. 5, 11
- [39] Hayley Hung, Chirag Raman, Ekin Gedik, Stephanie Tan, and Jose Vargas Quiros. Multimodal data collection for social interaction analysis in-the-wild. In *Proceedings of the 27th ACM International Conference on Multimedia*, pages 2714–2715, 2019. 5
- [40] Ekin Gedik and Hayley Hung. Confflow: A tool to encourage new diverse collaborations. In *Proceedings of the 28th ACM International Conference on Multimedia*, pages 4562–4564, 2020. 5
- [41] Covfee: Continuous Video Feedback Tool. Jose Vargas. 6
- [42] Computer Vision Annotation Tool (CVAT). 6
- [43] Tsung-Yi Lin, Michael Maire, Serge Belongie, Lubomir Bourdev, Ross Girshick, James Hays, Pietro Perona, Deva Ramanan, C. Lawrence Zitnick, and Piotr Dollár. Microsoft COCO: Common Objects in Context. *arXiv:1405.0312 [cs]*, February 2015. 6
- [44] Philipp Müller, Michael Xuelin Huang, and Andreas Bulling. Detecting Low Rapport During Natural Interactions in Small Groups from Non-Verbal Behaviour. In *23rd International Conference on Intelligent User Interfaces*. ACM, 2018. ISBN 978-1-4503-4945-1. doi: 10.1145/3172944.3172969. 6
- [45] Chirag Raman and Hayley Hung. Towards automatic estimation of conversation floors within F-formations. *arXiv:1907.10384 [cs]*, July 2019. 6, 10
- [46] Cigdem Beyan, Muhammad Shahid, and Vittorio Murino. RealVAD: A Real-world Dataset and A Method for Voice Activity Detection by Body Motion Analysis. *x*, 9210(c):1–16, 2020. doi: 10.1109/tmm.2020.3007350. 6

- [47] Muhammad Shahid, Cigdem Beyan, and Vittorio Murino. Voice activity detection by upper body motion analysis and unsupervised domain adaptation. *Proceedings - 2019 International Conference on Computer Vision Workshop, ICCVW 2019*, pages 1260–1269, 2019. doi: 10.1109/ICCVW.2019.00159. 6
- [48] Adam Kendon. *Conducting interaction: Patterns of behavior in focused encounters*, volume 7. CUP Archive, 1990. 7, 10
- [49] Daniel Gatica-Perez. Analyzing group interactions in conversations: a review. In *2006 IEEE International Conference on Multisensor Fusion and Integration for Intelligent Systems*, pages 41–46, 2006. doi: 10.1109/MFI.2006.265658. 8
- [50] Kaiming He, Georgia Gkioxari, Piotr Dollár, and Ross Girshick. Mask r-cnn. In *Proceedings of the IEEE international conference on computer vision*, pages 2961–2969, 2017. 8
- [51] Yuxin Wu, Alexander Kirillov, Francisco Massa, Wan-Yen Lo, and Ross Girshick. Detectron2. <https://github.com/facebookresearch/detectron2>, 2019. 8
- [52] Tsung-Yi Lin, Michael Maire, Serge Belongie, James Hays, Pietro Perona, Deva Ramanan, Piotr Dollár, and C Lawrence Zitnick. Microsoft coco: Common objects in context. In *European conference on computer vision*, pages 740–755. Springer, 2014. 8
- [53] Jiaying Shen, Oren Lederman, Jiannong Cao, Florian Berg, Shaojie Tang, and Alex Sandy Pentland. GINA: Group Gender Identification Using Privacy-Sensitive Audio Data. *Proceedings - IEEE International Conference on Data Mining, ICDM*, 2018-Novem:457–466, 2018. ISSN 15504786. doi: 10.1109/ICDM.2018.00061. 9
- [54] Pranay Gupta, Anirudh Thatipelli, Aditya Aggarwal, Shubh Maheshwari, Neel Trivedi, Sourav Das, and Ravi Kiran Sarvadevabhatla. Quo Vadis, Skeleton Action Recognition ? *arXiv:2007.02072 [cs]*, July 2020. 9
- [55] Hassan Ismail Fawaz, Benjamin Lucas, Germain Forestier, Charlotte Pelletier, Daniel F. Schmidt, Jonathan Weber, Geoffrey I. Webb, Lhassane Idoumghar, Pierre-Alain Muller, and François Petitjean. InceptionTime: Finding AlexNet for Time Series Classification. 2019. 9
- [56] Jun Liu, Amir Shahroudy, Mauricio Perez, Gang Wang, Ling-Yu Duan, and Alex C. Kot. NTU RGB+D 120: A Large-Scale Benchmark for 3D Human Activity Understanding. *IEEE Transactions on Pattern Analysis and Machine Intelligence*, 42(10):2684–2701, October 2020. ISSN 0162-8828, 2160-9292, 1939-3539. doi: 10.1109/TPAMI.2019.2916873. 9
- [57] Tadas Baltrušaitis, Chaitanya Ahuja, and Louis-Philippe Morency. Multimodal machine learning: A survey and taxonomy. *IEEE Trans. Pattern Anal. Mach. Intell.*, 41(2):423–443, February 2019. 10
- [58] OpenCV. Open source computer vision library. <https://github.com/opencv/opencv>, 2015. 1
- [59] Idiap multi camera calibration suite. <https://github.com/idiap/multicamera-calibration>. 1
- [60] Tdkicm20948. <https://invensense.tdk.com/products/motion-tracking/9-axis/icm-20948/>. Accessed: 2021-10-15. 1
- [61] Timnit Gebru, Jamie Morgenstern, Briana Vecchione, Jennifer Wortman Vaughan, Hanna Wallach, Hal Daumé Iii, and Kate Crawford. Datasheets for datasets. *Communications of the ACM*, 64(12): 86–92, 2021. 2



# ConfLab: A Rich Multimodal Multisensor Dataset of Free-Standing Social Interactions In-the-Wild

## Appendices

### A Sensor Calibration

For computing the camera extrinsics, we marked a grid of  $1\text{ m} \times 1\text{ m}$  squares in tape across the interaction area floor. We ensured line alignment and right angles using a laser level tool (STANLEY Cross90). For computing the camera intrinsics, we used the OpenCV asymmetric circles grid pattern [58]. The calibration was performed using the Idiap multi camera calibration suite [59]. All wearable sensors include one TDK InvenSense ICM-20948 IMU[60] unit that provides run time calibration. To establish a correspondence with the camera frame of reference, the sensors were lined up against a common reference-line visible in the cameras to acquire an alignment so that the camera data can offer drift and bias correction for the wearable sensors.

### B Person and Keypoint Detection

#### B.1 Data Cleaning

Because of annotation errors, there are incorrectly labeled or missing keypoints in many frames. One error is misalignment of participants IDs during annotation. We remove these misaligned keypoints by using outlier detection, i.e., we measure the median distance between different keypoints and remove the keypoints when the distances of those keypoints from all other keypoints of the same persons are much higher (4 times). The second error is missing annotation. As the bounding box of a person is inferred from the keypoint annotations, missing keypoints might result in wrong bounding box. We check how many missing keypoints there for a person, and if there is more than 50% keypoints missing we remove the person bounding box and keypoints from the ground-truth. Moreover, if there's more than 10% missing keypoints in an image, we also remove that image from the dataset. This results in a training set with 139k frames (1588k person instances) and a test set with 28k frames (405k person instances).

#### B.2 Experiments with Number of Keypoints

In Table 6, we show keypoint detection scores for experiments with different number of keypoints. We first focus on the five upper body keypoints: {head, nose, neck, rightShoulder, leftShoulder}. We then additionally considered the torso region keypoints for a total of nine: {rightElbow, rightWrist, leftElbow, leftWrist}. Finally, we add the hip keypoints {rightHip, leftHip} to the set. The experiments in the main paper are performed with 17 keypoints. Table 6 suggests that more keypoints result in better keypoint-localization.

Table 6: **Experiments with different number of keypoints.** More keypoints improve keypoint localization.

#Keypoints	$AP_{50}^{OKS}$	$AP^{OKS}$	$AP_{75}^{OKS}$
5	19.2	5.1	1.0
9	22.2	6.1	1.3
11	27.9	7.8	2.5
17	33.3	10.7	3.9

## C Datasheet For ConfLab

This document is based on *Datasheets for Datasets* by Gebru *et al.* [61]. Please see the most updated version [here](#).

### MOTIVATION

**For what purpose was the dataset created?** Was there a specific task in mind? Was there a specific gap that needed to be filled? Please provide a description.

There are two broad motivations for ConfLab: first, to enable the privacy-preserving, multimodal study of natural social conversation dynamics in a mixed-acquaintance, mixed-seniority international community; second, to bring the higher fidelity of wired in-the-lab recording setups to in-the-wild scenarios, enabling the study of *fine time-scale* social dynamics in-the-wild.

Existing in-the-wild datasets are limited by the lack of spatial and temporal resolution of the data, and inadequate synchronization guarantees between the data streams. This often requires modeling simplifications such as the summarizing of features over rolling windows. On the other hand, past high-fidelity data collections have captured constrained social interactions in lab settings.

Our following contributions open the gateway to a wide-range of multi/cross modal behavior tasks, of importance to multiple fields: **(i) enable finer temporal scale RQs:** A sub-second expected cross modal latency of 13 ms for the first time along with higher sampling rate of features (60 fps video, 56 Hz IMU) enables the in-the-wild study of nuanced time-sensitive social behaviors like mimicry and synchrony which need tolerances as low as 40 ms[42] (Sec.3.2, L80-83). Prior works coped with lower tolerances by windowing their inputs [15,25,40]. **(ii) articulated pose:** first in-the-wild social interaction dataset with full body poses (Tab. 1), enabling improvements in (a) pose estimation and tracking in-the-wild (see next point), (b) pose-based recognition of social actions (unexplored in aerial perspective), (c) pose-based F-formation estimation (not possible using previous datasets (Tab. 1) and methods [29,46,49,51]), (d) the direct study of interaction dynamics using full body poses (previously limited to lab settings [31]). **(iii) subtle body dynamics:** first inclusion of a full 9-axis IMU for improved body dynamics capture, also at higher rates. Previous rates were found insufficient for downstream tasks (L260-268).

**Who created this dataset (e.g., which team, research group) and on behalf of which entity (e.g., company, institution, organization)?**

YOUR ANSWER HERE

**What support was needed to make this dataset?** (e.g.who funded the creation of the dataset? If there is an associated grant, provide the name of the grantor and the grant name and number, or if it was supported by a company or government agency, give those details.)

YOUR ANSWER HERE

**Any other comments?**

YOUR ANSWER HERE

### COMPOSITION

**What do the instances that comprise the dataset represent (e.g., documents, photos, people, countries)?** Are there multiple types of instances (e.g., movies, users, and ratings; people and interactions between them; nodes and edges)? Please provide a description.

The dataset contains multimodal recordings of people interacting within a set space during a computer science conference. Some of the modalities (eg. acceleration) were recorded per participant while others (eg. video) capture multiple people in the same media file. Additionally, groups of conversing participants were identified via annotation of F-Formations. Since the dataset can be used to analyze

behavior at the individual or group level, we consider people and conversing groups (F-Formations) to be the main instances in our dataset.

**How many instances are there in total (of each type, if appropriate)?**

The dataset contains:

- 48 people
- 119 distinct F-formations

**Does the dataset contain all possible instances or is it a sample (not necessarily random) of instances from a larger set?** If the dataset is a sample, then what is the larger set? Is the sample representative of the larger set (e.g., geographic coverage)? If so, please describe how this representativeness was validated/verified. If it is not representative of the larger set, please describe why not (e.g., to cover a more diverse range of instances, because instances were withheld or unavailable).

The participants in our data collection are a sample of the conference attendees. Participants were recruited via the conference website, social media posting, and approaching them in person during the conference. Because participation in such a data collection can only be voluntary, the sample was not pre-designed and may not be representative of the larger set.

**What data does each instance consist of?** “Raw” data (e.g., unprocessed text or images) or features? In either case, please provide a description.

Each person in the scene wore a wearable device (Mingle Midge, in a compact conference badge form factor to be hung around the neck) which recorded the individual signals that are part of the dataset:

- Low-freq. audio (1200 Hz), uncompressed
- BT proximity (5 Hz)
- 9-axis IMU (56 Hz)

Additionally, video cameras placed with a top-down view over the interaction area recorded all the people in it. Ten cameras were placed directly over-head at 1m intervals along the longer axis of the rectangle-shaped interaction space in such a way that the whole space was covered with significant overlap between adjacent cameras.

One of the cameras failed during the recording, but the space underneath it was captured by the adjacent cameras. The number of cameras a subject is captured in varies according to their positioning, but each subject in the scene is in the field of view of at least one camera.

Additionally, a 16-minute segment of the interaction was annotated with the following individual signals:

- 2d body poses (17 keypoints per person), annotated in 5 of the 10 overhead cameras. We chose to annotate every other camera due to the significant overlap between adjacent cameras. Using only every other camera still gave us good coverage of the people in the scene. For pragmatic reasons, annotations were done per video. All the people in a video were annotated, for each of the 5 cameras, and tagged with a participant ID.
- Speaking status annotations. These include a) a binary signal (60Hz) indicating whether the person is perceived to be speaking or not; b) continuous confidence value (60Hz) indicating the degree of confidence of the annotator in their speaking status assessment. These annotations were done without access to audio due to issues with the synchronization of the audio recordings at the time of annotation. The confidence assessment is therefore largely based on the visibility of the target person and their speaking-associated gestures (eg. occlusion, orientation w.r.t. camera, visibility of the face)? Note: both annotations were done via continuous annotation and contain annotator delay.
- F-formation annotations (1Hz). These annotations label the conversing groups in the scene following previous work.

**Is there a label or target associated with each instance?** If so, please provide a description.

YOUR ANSWER HERE

**Is any information missing from individual instances?** If so, please provide a description, explaining why this information is missing (e.g., because it was unavailable). This does not include intentionally removed information, but might include, e.g., redacted text.

One of the 10 overhead cameras failed early in the recording. The people in its field of view were recorded by other cameras but the video from this camera is missing in the dataset.

**Are relationships between individual instances made explicit (e.g., users' movie ratings, social network links)?** If so, please describe how these relationships are made explicit.

We make conversations between people in the scene explicit via F-formation annotations in the dataset (see above). Pre-existing personal relationships between the subjects were not requested for privacy reasons.

**Are there recommended data splits (e.g., training, development/validation, testing)?** If so, please provide a description of these splits, explaining the rationale behind them.

YOUR ANSWER HERE

**Are there any errors, sources of noise, or redundancies in the dataset?** If so, please provide a description.

**Individual audio** Because audio was recorded by a front-facing wearable device worn on the chest, it contains a significant amount of cocktail party noise and cross-contamination from other people in the scene. In our experience this means that automatic speaking status detection is challenging with existing algorithms but manual annotation is possible.

**Videos and 2D body poses** It is important to consider that the same person may appear in multiple videos at the same time if the person was in view of multiple cameras. Because 2D poses were annotated per video, the same is true of pose annotations. Each skeleton was tagged with a person ID, which should serve to identify such cases when necessary.

**Is the dataset self-contained, or does it link to or otherwise rely on external resources (e.g., websites, tweets, other datasets)?** If it links to or relies on external resources, a) are there guarantees that they will exist, and remain constant, over time; b) are there official archival versions of the complete dataset (i.e., including the external resources as they existed at the time the dataset was created); c) are there any restrictions (e.g., licenses, fees) associated with any of the external resources that might apply to a future user? Please provide descriptions of all external resources and any restrictions associated with them, as well as links or other access points, as appropriate.

The dataset is self-contained.

**Does the dataset contain data that might be considered confidential (e.g., data that is protected by legal privilege or by doctor-patient confidentiality, data that includes the content of individuals' non-public communications)?** If so, please provide a description.

The data contains personal data under GDPR in the form of video and audio recordings of subjects. The dataset is shared under an End User License Agreement for research purposes, to ensure that the data is not made public, and to protect the privacy of data subjects.

**Does the dataset contain data that, if viewed directly, might be offensive, insulting, threatening, or might otherwise cause anxiety?** If so, please describe why.

No.

**Does the dataset relate to people?** If not, you may skip the remaining questions in this section.

Yes, the dataset contains recordings of human subjects.

**Does the dataset identify any subpopulations (e.g., by age, gender)?** If so, please describe how these subpopulations are identified and provide a description of their respective distributions within the dataset.

Data subjects answered the following questions before the start of the data collection event, after filling in their consent form:

- Is this your first time attending ACM MM?
- Select the area(s) that describes best your research interest(s) in recent years. Descriptions of each theme are listed here: <https://acmmm.org/call-for-papers/>

Figure 6 shows the distribution of the responses / populations.

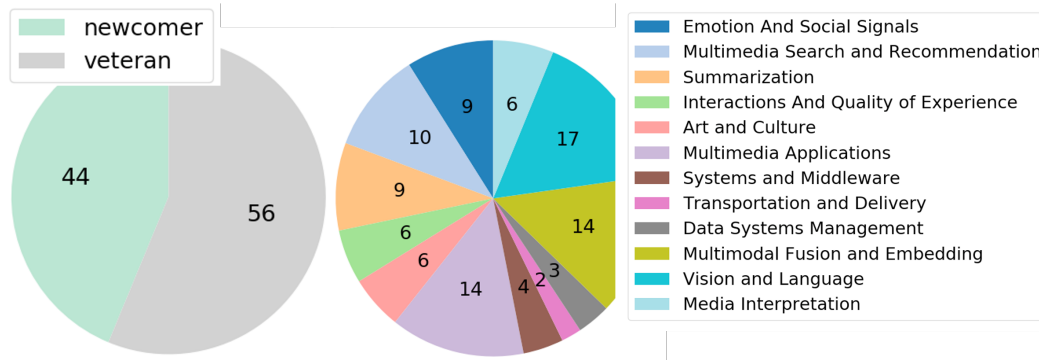


Figure 6: Distribution of newcomer/veteran participants (left) and their research interests (right) in percentage.

**Is it possible to identify individuals (i.e., one or more natural persons), either directly or indirectly (i.e., in combination with other data) from the dataset? If so, please describe how.**

Individuals may be identified from their video recordings. However, this is unlikely to be possible from the dataset alone unless the observer knows the data subjects personally. Otherwise, individuals in the dataset could be identified in combination with identified pictures or videos or them. However, re-identifying the data subjects is against the End User License Agreement we share the dataset under.

**Does the dataset contain data that might be considered sensitive in any way (e.g., data that reveals racial or ethnic origins, sexual orientations, religious beliefs, political opinions or union memberships, or locations; financial or health data; biometric or genetic data; forms of government identification, such as social security numbers; criminal history)? If so, please provide a description.**

We did not request these information from data subjects.

**Any other comments?**

YOUR ANSWER HERE

## COLLECTION

**How was the data associated with each instance acquired?** Was the data directly observable (e.g., raw text, movie ratings), reported by subjects (e.g., survey responses), or indirectly inferred/derived from other data (e.g., part-of-speech tags, model-based guesses for age or language)? If data was reported by subjects or indirectly inferred/derived from other data, was the data validated/verified? If so, please describe how.

The collected data is directly observable, containing video recordings, low-frequency audio recordings and wearable sensing signals (inertial motion unit (IMU) and Bluetooth proximity sensors) of individuals in the interaction scenes. Accompanying data includes self-reported binary categorization of experience level and interests in research topics. Video recordings capture the whole interaction floor where the association from data to individual is done manually by annotators by referring to frontal and overhead views. The rest of the data was acquired from the wearable sensing badges, which is person-specific (i.e., no participant shared the device). Video and audio data were verified in playback. Wearable sensing data was verified through plots after parsing.

**Over what timeframe was the data collected?** Does this timeframe match the creation timeframe of the data associated with the instances (e.g., recent crawl of old news articles)? If not, please describe the timeframe in which the data associated with the instances was created. Finally, list when the dataset was first published.

All data was collected on October 24, 2019, except the self-reported experience level and research interest topics which are either obtained on the same day or not more than one week before the data collection day. This time frame matches the creation time frame of the data association for wearable



sensing data. Video data was associated with individual during annotation stage (2020-2021), but all information used for association was obtained on the data collection day.

**What mechanisms or procedures were used to collect the data (e.g., hardware apparatus or sensor, manual human curation, software program, software API)? How were these mechanisms or procedures validated?**

The synchronization setup for data collection was documented and published in [8], which includes validation of the system. To lend the reader further insight into the process of setting up the recording of such datasets in-the-wild, we share images of our process in Figure 7.

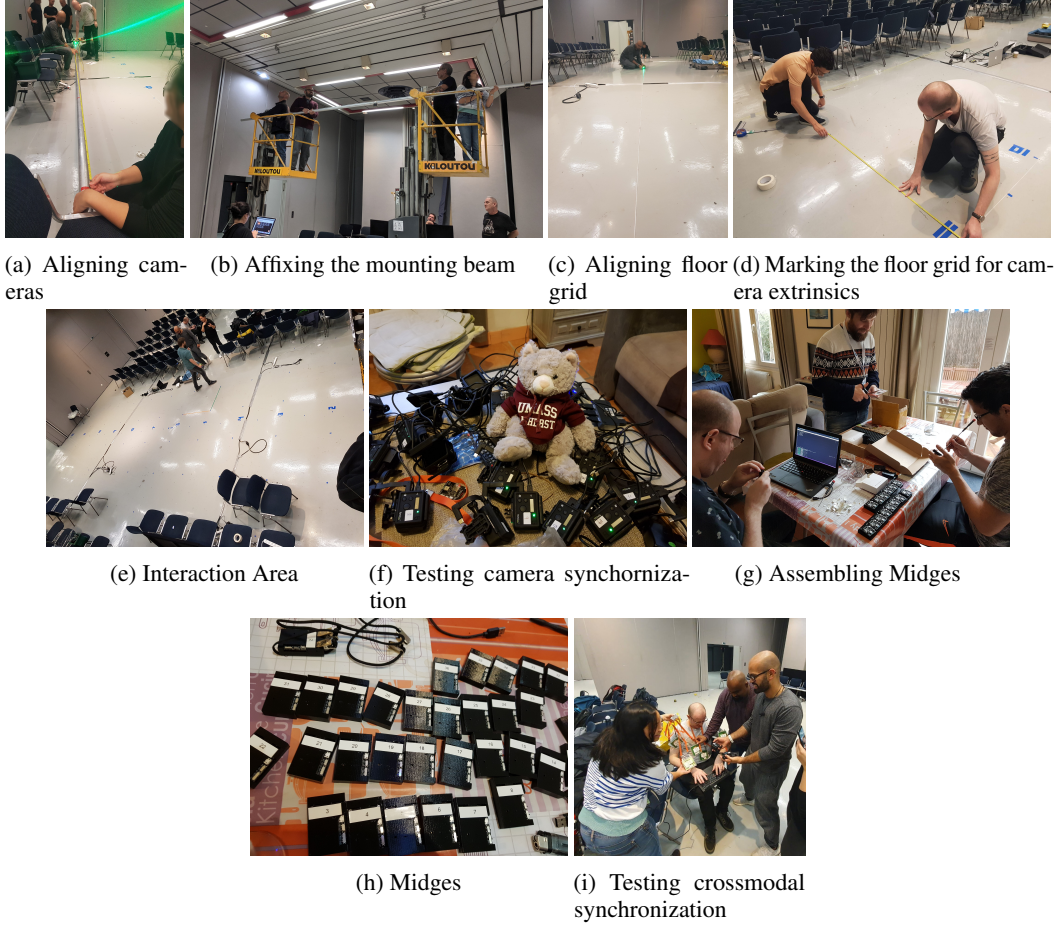


Figure 7: Illustrating the process of setting up the data recording.

The sensor hardware has been documented and open-sourced at [https://github.com/Jerzeek/spcl\\_midge\\_hardware](https://github.com/Jerzeek/spcl_midge_hardware). The validation of the sensors was completed through an external contractor engineer. The data collection software was documented and published in [? ], which includes validation of the system. These hardwares and mechanisms have been open-sourced along with their respective publication.

**What was the resource cost of collecting the data? (e.g. what were the required computational resources, and the associated financial costs, and energy consumption - estimate the carbon footprint. See Strubell *et al.*[?] for approaches in this area.)**

The resources required to collect the data include equipment, logistics, and travel costs. Equipment include video cameras, wearable sensors, and fixation infrastructure to the data collection venue. In our case, we used 14 GoPro Hero 8 ( \$350 per camera), and 60 wearable sensors ( \$25 per sensor). The full data synchronization setup costs approximately \$ 2000. The logistics costs include two personnel contracted by the conference organizers to facilitate fixating data recording scaffold on

the ceiling for approximately 2 hours. Travel costs include flights and accommodation for six team members.

No additional energy consumption was incurred for collecting the data. However, the ancillary activities (e.g., flights, accommodation) resulted in energy consumption. Flights from the Netherlands to France round-trip for one passenger results in 170 kg carbon emissions. Accommodation for six members resulted in 22 kWh energy consumption. For benchmarking, various deep learning models were trained, which results in approximately \$500 computational cost.

**If the dataset is a sample from a larger set, what was the sampling strategy (e.g., deterministic, probabilistic with specific sampling probabilities)?**

Conflab is an annotated subset of a larger set of the data collected. This segment where the articulated pose and speaking status were annotated is selected based on start time of the event in consideration of crowd density maximization in the scenes. The annotated segment is 15 minutes; the whole set is roughly 1 hr of recordings.

**Who was involved in the data collection process (e.g., students, crowdworkers, contractors) and how were they compensated (e.g., how much were crowdworkers paid)?**

The Conflab dataset was captured during an embedded event at a conference. Conference student volunteers were involved in assisting the set-up of the event. Conference organizers assisted in connecting us with conference venue contacts to mount our technical set-ups in the room. Volunteers and conference organizers were not paid by us. Conference venue contacts were paid by the conference organizers.

Data annotations were completed by crowdsourced workers. The crowdsourced workers were paid 0.20 dollars for qualification assignment (note that typically requesters do not pay for qualification tasks). Depending on the submitted results, workers earn qualification to access of the actual tasks. The annotation tasks were categorized into low-effort (150), medium-effort (300), and high-effort (450), corresponding to the amount of time it would take. The duration of the tasks was determined by the crowd density and through timing of the pilot studies. The average hourly payment to workers is around 8 US dollars.

**Were any ethical review processes conducted (e.g., by an institutional review board)? If so, please provide a description of these review processes, including the outcomes, as well as a link or other access point to any supporting documentation.**

The data collection was approved by the Human Research Ethics Committee (HREC) of our university (Delft University of Technology), which reviews all research involving human subjects. The review process included addressing privacy concerns to ensure compliance with GDPR and university guidelines, review of our informed consent form, data management plan, and end user license agreement for the dataset and a safety check of our custom wearable devices.

**Does the dataset relate to people? If not, you may skip the remainder of the questions in this section.**

Yes.

**Did you collect the data from the individuals in question directly, or obtain it via third parties or other sources (e.g., websites)?**

We collected the data from individuals directly.

**Were the individuals in question notified about the data collection? If so, please describe (or show with screenshots or other information) how notice was provided, and provide a link or other access point to, or otherwise reproduce, the exact language of the notification itself.**

The individuals were notified about the data collection and their participation is voluntary. The data collection was staged at an event called *Meet the Chairs* at ACM MM 2019. The Conflab web page (<https://conflab.ewi.tudelft.nl/>) served to communicate the aim of the event, what was being recorded, and how participants could sign up. This allowed us to embed the informed consent into this framework so we could keep track of sign ups. See Figure 8 for screenshots. This event website was also shared by the conference organizers and chairs (<https://2019.acmmm.org/conflab-meet-the-chairs/index.html>).

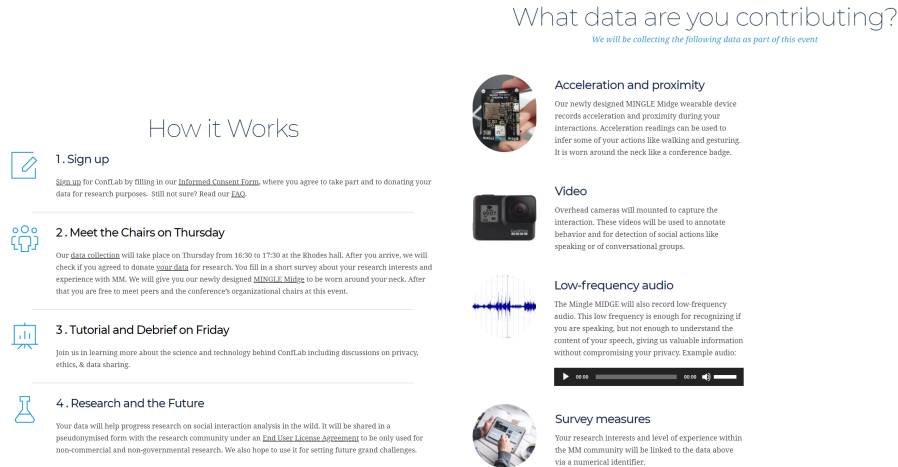


Figure 8: Screenshots of the ConfLab web-page used for participant recruitment and registration.

#### Declaration of Informed Consent for ConfLab at ACM MM 2019

To take part in this experiment, you must have read the following consent form and agreed to all the points described below. These data will be treated confidentially and will never be linked with your identity or personal information.

*By signing, you agree to participate on ConfLab: Meet the Chairs: under the following conditions:*

- During the Meet the Chairs event, we will provide you with the MINGLE Midge sensor to be hung around your neck or clipped to your clothing (we will inform you which you must do at the moment the device is given to you). This device contains a low-power radio (emitter and receiver) for measuring proximity at 5 Hz and ensuring intra-modal synchronization, and an inertial measurement unit (IMU) for measuring body movement. It also records low-frequency audio at a maximum frequency of 2000Hz. A frequency will be chosen that we deem appropriate for detecting speaking status but not enough to recover the content of the conversation. The device has been inspected and deemed safe by a Health Safety and Environment advisor. During operation, the node will record acceleration, angular velocity, orientation, magnetic forces, proximity to other MINGLE Midge wearers, and low-frequency audio in its internal storage.
- During the experiment, we will be recording video images via cameras installed on the ceiling above the area where you will be interacting, both in top-down and elevated side view. These videos will be treated confidentially and will never be linked to your identity or personal information but we will link your location in the images with the recordings of your MINGLE Midge. To protect your identity, only the top-down videos, where faces are less identifiable, will be shared with other researchers. However, we cannot guarantee that you cannot be identified from the video images.
- To link your video data with your MINGLE Midge data, we use a camera to record a frontal video of you stating or showing your numerical identifier to the camera. The data from the frontal camera will not be shared.
- The identity of your MINGLE Midge will be linked to the numeric identifier that you will receive when entering the room where the experiment is performed. This allows us to ensure that everybody who is recorded has agreed with this declaration.
- Your recordings will be linked to the answers of the survey that you will be asked to fill during the event via a numerical identifier. They will also be linked to the following information from your ACM MM 2019 registration:
  - years of experience in the field
  - research interests
- The recorded data will not be made freely available to the general public. The data may be shared with other researchers in the research community, only in the case of research that is substantially similar in purpose to the goal of this research project (analysis of community/network dynamics, analysis of social interaction in mingling scenarios) and only if these parties comply with the European Union General Data Protection Regulation (GDPR). Any researchers requesting access to the data will be required to sign an End-User License Agreement (EULA) agreeing to keep the data private and to the responsible use of the data as described in point 6, as well as compliance with the GDPR.

- You understand that your participation in this experiment is voluntary. You have the right to withdraw from the experiment at any time during its execution. You may have access to your data if you request it. You have the right to the deletion of your data during a period of 3 months after the experiment, but not after this period. If you request deletion, we will ensure that your data is removed from the collection. In the case of video data, we will ensure that your face is anonymized/blurred in all videos.
- In all cases, excerpts of the data that are used in research publications or presentations will be anonymized. This means that your identity will not be linked to your data, and we will ensure that your face is blurred in the images. The anonymized data may be presented in the following ways:
  - Screenshots of the videos may be published in scientific publications.
  - We may use short excerpts of the videos in scientific presentations.
  - In the event that the experiments are of interest to the press, anonymized excerpts of the data may be distributed to the media (e.g. Newspapers, TV).

**I agree to participate in ConfLab and to the sharing of my data:**

☐ I agree

**Name of Participant:**

**Signature of participant:**

Figure 9: Consent form signed by each participant in the data collection.

**Did the individuals in question consent to the collection and use of their data?** If so, please describe (or show with screenshots or other information) how consent was requested and provided, and provide a link or other access point to, or otherwise reproduce, the exact language to which the individuals consented.

All the individuals who participated in the data collection gave their consent by signing a consent form. A copy of the form is attached below in Figure 9.

**If consent was obtained, were the consenting individuals provided with a mechanism to revoke their consent in the future or for certain uses?** If so, please provide a description, as well as a link or other access point to the mechanism (if appropriate)

Yes, the consenting individuals were informed about revoking access to their data. The description is

included in the consent form.

**Has an analysis of the potential impact of the dataset and its use on data subjects (e.g., a data protection impact analysis) been conducted?** If so, please provide a description of this analysis, including the outcomes, as well as a link or other access point to any supporting documentation.  
No.

**Any other comments?**  
YOUR ANSWER HERE

## PREPROCESSING / CLEANING / LABELING

**Was any preprocessing/cleaning/labeling of the data done (e.g., discretization or bucketing, tokenization, part-of-speech tagging, SIFT feature extraction, removal of instances, processing of missing values)?** If so, please provide a description. If not, you may skip the remainder of the questions in this section.

We did not pre-process the signals obtained from the wearable devices or cameras. The only exception is the audio data, which unfortunately was not properly synced at collection time due to a bug in the code for audio storage in our wearable devices. We processed the audio files to improve their synchronization by leveraging timestamps from the acceleration files.

Labeling of the dataset was done as explained in the *Composition* section.

**Was the “raw” data saved in addition to the preprocessed/cleaned/labeled data (e.g., to support unanticipated future uses)?** If so, please provide a link or other access point to the “raw” data.  
For the audio, the original raw data is not suitable for most use cases due to the mentioned synchronization issue.

**Is the software used to preprocess/clean/label the instances available?** If so, please provide a link or other access point.

The processing / fixing of the audio files did not require special software.

The annotation of keypoints and speaking status was done by making use of the Covfee framework: <https://josedvq.github.io/covfee/>

**Any other comments?**  
YOUR ANSWER HERE

## USES

**Has the dataset been used for any tasks already?** If so, please provide a description.  
YOUR ANSWER HERE

**Is there a repository that links to any or all papers or systems that use the dataset?** If so, please provide a link or other access point.  
YOUR ANSWER HERE

**What (other) tasks could the dataset be used for?**  
YOUR ANSWER HERE

**Is there anything about the composition of the dataset or the way it was collected and preprocessed/cleaned/labeled that might impact future uses?** For example, is there anything that a future user might need to know to avoid uses that could result in unfair treatment of individuals or groups (e.g., stereotyping, quality of service issues) or other undesirable harms (e.g., financial harms, legal risks) If so, please provide a description. Is there anything a future user could do to mitigate these undesirable harms?

YOUR ANSWER HERE

**Are there tasks for which the dataset should not be used?** If so, please provide a description.  
YOUR ANSWER HERE

**Any other comments?**  
YOUR ANSWER HERE

## DISTRIBUTION

**Will the dataset be distributed to third parties outside of the entity (e.g., company, institution, organization) on behalf of which the dataset was created?** If so, please provide a description.  
YOUR ANSWER HERE

**How will the dataset will be distributed (e.g., tarball on website, API, GitHub)?** Does the dataset have a digital object identifier (DOI)?  
YOUR ANSWER HERE

**When will the dataset be distributed?**  
YOUR ANSWER HERE

**Will the dataset be distributed under a copyright or other intellectual property (IP) license, and/or under applicable terms of use (ToU)?** If so, please describe this license and/or ToU, and provide a link or other access point to, or otherwise reproduce, any relevant licensing terms or ToU, as well as any fees associated with these restrictions.  
YOUR ANSWER HERE

**Have any third parties imposed IP-based or other restrictions on the data associated with the instances?** If so, please describe these restrictions, and provide a link or other access point to, or otherwise reproduce, any relevant licensing terms, as well as any fees associated with these restrictions.  
YOUR ANSWER HERE

**Do any export controls or other regulatory restrictions apply to the dataset or to individual instances?** If so, please describe these restrictions, and provide a link or other access point to, or otherwise reproduce, any supporting documentation.  
YOUR ANSWER HERE

**Any other comments?**  
YOUR ANSWER HERE

## MAINTENANCE

**Who is supporting/hosting/maintaining the dataset?**  
The Socially Perceptive Computing Lab at TU Delft.

**How can the owner/curator/manager of the dataset be contacted (e.g., email address)?**  
Via email: H.Hung@tudelft.nl.

**Is there an erratum?** If so, please provide a link or other access point.  
YOUR ANSWER HERE



**Will the dataset be updated (e.g., to correct labeling errors, add new instances, delete instances)?** If so, please describe how often, by whom, and how updates will be communicated to users (e.g., mailing list, GitHub)?

Updates will be done as needed as opposed to periodically. Instances could be deleted, added, or corrected. The updates will be posted on the dataset website.

**If the dataset relates to people, are there applicable limits on the retention of the data associated with the instances (e.g., were individuals in question told that their data would be retained for a fixed period of time and then deleted)?** If so, please describe these limits and explain how they will be enforced.

No limits were communicated to data subjects.

**Will older versions of the dataset continue to be supported/hosted/maintained?** If so, please describe how. If not, please describe how its obsolescence will be communicated to users.

No, only a single version of the dataset will be maintained.

**If others want to extend/augment/build on/contribute to the dataset, is there a mechanism for them to do so?** If so, please provide a description. Will these contributions be validated/verified? If so, please describe how. If not, why not? Is there a process for communicating/distributing these contributions to other users? If so, please provide a description.

We are open to contributions to the dataset. We expect the potential contributor to contact us, indicating if there are any restrictions on their contribution and how they wish to be attributed so that we can start a discussion. If an agreement is reached, we will add their contribution as an update following the same process explained above.

**Any other comments?**

YOUR ANSWER HERE