

# A minute-long merger-driven gamma-ray burst from fast-cooling synchrotron emission

Benjamin P. Gompertz<sup>1\*</sup>, Maria Edvige Ravasio<sup>2,3</sup>, Matt Nicholl<sup>1</sup>, Andrew J. Levan<sup>2</sup>, Brian D. Metzger<sup>4,5</sup>, Samantha R. Oates<sup>1</sup>, Gavin P. Lamb<sup>6</sup>, Wen-fai Fong<sup>7</sup>, Daniele B. Malesani<sup>2,8</sup>, Jillian C. Rastinejad<sup>7</sup>, Nial R. Tanvir<sup>6</sup>, Philip A. Evans<sup>6</sup>, Peter G. Jonker<sup>2,9</sup>, Kim L. Page<sup>6</sup> and Asaf Pe'er<sup>10</sup>

<sup>1</sup>Institute of Gravitational Wave Astronomy and School of Physics and Astronomy, University of Birmingham, B15 2TT, UK.

<sup>2</sup>Department of Astrophysics/IMAPP, Radboud University, 6525 AJ Nijmegen, The Netherlands.

<sup>3</sup>INAF, Astronomical Observatory of Brera, via E. Bianchi 46, 23807, Merate (LC), Italy.

<sup>4</sup>Center for Computational Astrophysics, Flatiron Institute, 162 W. 5th Avenue, New York, 10011, NY, USA.

<sup>5</sup>Department of Physics and Columbia Astrophysics Laboratory, Columbia University, New York, 10027, NY, USA.

<sup>6</sup>School of Physics and Astronomy, University of Leicester, University Road, Leicester, LE1 7RH, UK.

<sup>7</sup>Center for Interdisciplinary Exploration and Research in Astrophysics and Department of Physics and Astronomy, Northwestern University, 2145 Sheridan Road, Evanston, 60208-3112, IL, USA.

<sup>8</sup>Niels Bohr Institute, University of Copenhagen, Jagtvej 128, 2200, Copenhagen N, Denmark.

<sup>9</sup>SRON, Netherlands Institute for Space Research, Niels Bohrweg 4, NL-2333 CA, Leiden, the Netherlands.

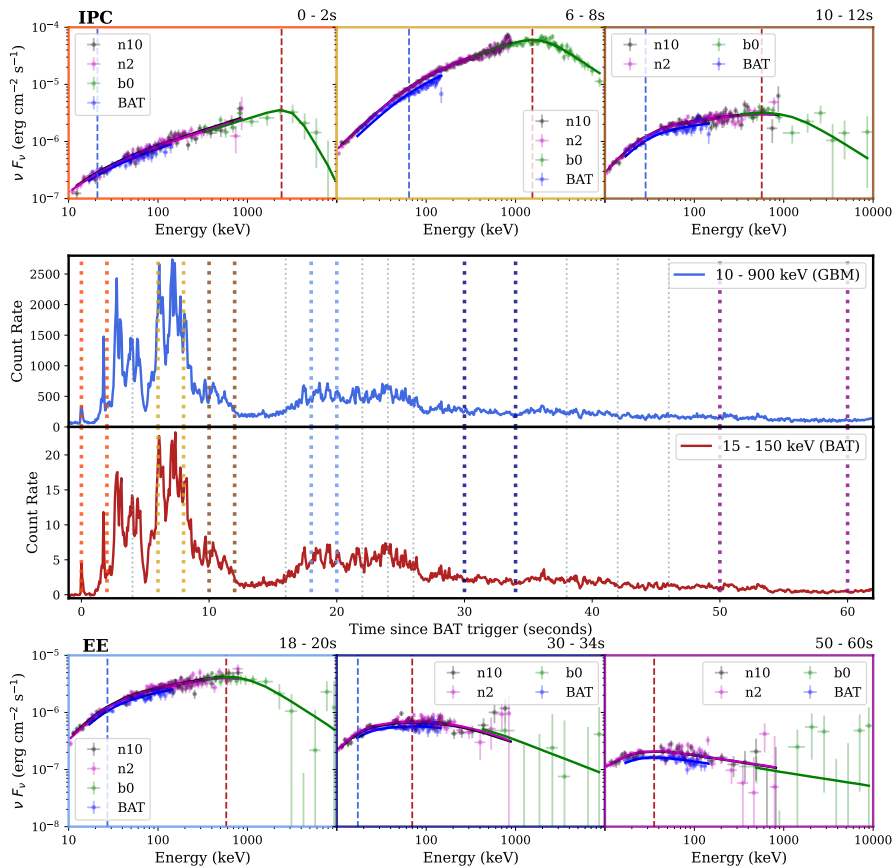
<sup>10</sup>Bar Ilan University, Ramat Gan, Israel.

\*Corresponding author(s). E-mail(s): [b.gompertz@bham.ac.uk](mailto:b.gompertz@bham.ac.uk);

### Abstract

Gamma-ray bursts (GRBs) are intense episodes of high-energy emission seen isotropically across the sky and all through cosmic time. For decades, they have been broadly divided into ‘long’- and ‘short’-duration bursts, lasting more or less than 2 s, respectively [1], but it has been apparent for several years that this dichotomy is imperfect. The split does not map directly to the two progenitor channels that are known to produce GRBs – the merger of compact objects (merger-GRBs) or the collapse of massive stars (collapsar-GRBs). In particular, the merger population (typically short-duration) also includes bursts with a short, hard  $< 2$  s spike and subsequent longer, softer extended emission (EE) [2–5]. There have also been examples of apparent short bursts in which supernova detections indicate a collapsar origin [6]. The recent discovery of a kilonova – the radioactive glow of heavy elements made in neutron star mergers – in the 50 s-duration GRB 211211A [7] further complicates this picture, demonstrating that mergers can drive GRBs with complex and long-lived light curves whose broad spectral and temporal properties are consistent with the collapsar population. Here we present detailed analysis of the high energy emission associated with GRB 211211A. We demonstrate that the rapidly-evolving spectrum can be fit by purely synchrotron emission with both the peak and cooling frequencies moving through the  $\gamma$ -ray band, down to the X-rays. This is the first time that such spectral evolution has been demonstrated in a merger-GRB, and we show that it drives the extended emission signature at late times. The remarkable consistency of these signatures across the population suggests that GRB 211211A may provide a unifying blueprint for identifying long-duration GRBs from mergers, potentially paving the way for strong diagnostics of the progenitor type.

GRB 211211A was detected by *Fermi*-GBM and *Swift*-BAT at  $t_0 = 13:09:59$  UT on 2021 December 11. It was initially classified as long due to its  $\approx 34.3$  s duration from *Fermi* [8] and  $51.4 \pm 0.8$  s from *Swift* [9]. *Swift* promptly slewed to point its X-ray Telescope (XRT; [10]), which began settled observations of the field 79.2 s after the BAT trigger [11]. X-ray observations showed bright emission ( $0.3 - 10$  keV flux  $\approx 3 \times 10^{-8}$  erg s $^{-1}$  cm $^{-2}$ ) with an exponential decay lasting until  $\sim 300$  s after trigger, consistent with previous examples of EE (e.g. [5]). The Ultra-Violet/Optical Telescope (UVOT; [12]) began pointed observations of GRB 211211A 92 s after the BAT trigger [13], and detected the optical counterpart. Late monitoring [7] identified a significant near-IR excess which cannot be explained by radioactive Nickel decay but is remarkably similar to AT2017gfo, the kilonova discovered alongside GRB 170817, confirmed to be a binary neutron star (BNS) merger by gravitational-wave (GW) observations [14]. The detection of a kilonova conclusively establishes that GRB 211211A originated from a compact merger. Its association with a host galaxy



**Fig. 1** Spectral fits with the 2SBPL model from six representative epochs in the GBM and BAT light curves. The epochs bracketed by dotted lines in the light curve correspond to the spectra with frames of the same colour. In the spectral panels, the peak energy is shown by the dashed red line and the low energy break (where included in the fit) by the dashed blue line. The top row shows the highly variable nature of the IPC, while the EE phase along the bottom row exhibits a more gradual and coherent evolution.

at  $z = 0.076$  [7, 15] makes it the closest confirmed compact object merger discovered without GWs, at a luminosity distance of just 350 Mpc. Due to its proximity, GRB 211211A has the best-sampled high energy emission of any merger-driven GRB, and its surprisingly long duration affords us a remarkable opportunity to investigate the underpinning processes that enable compact object mergers to create long-duration GRBs.

We extract time-resolved spectra in narrow windows of 2–20 s from the *Swift* and *Fermi* data and initially fit these with a range of spectral models using XSPEC v12.11.1 [16] (see Methods). Spectra from six representative epochs are shown in Figure 1, covering the spectrally hard Initial Pulse Complex (IPC) and softer EE. We find that the data are well described by a double

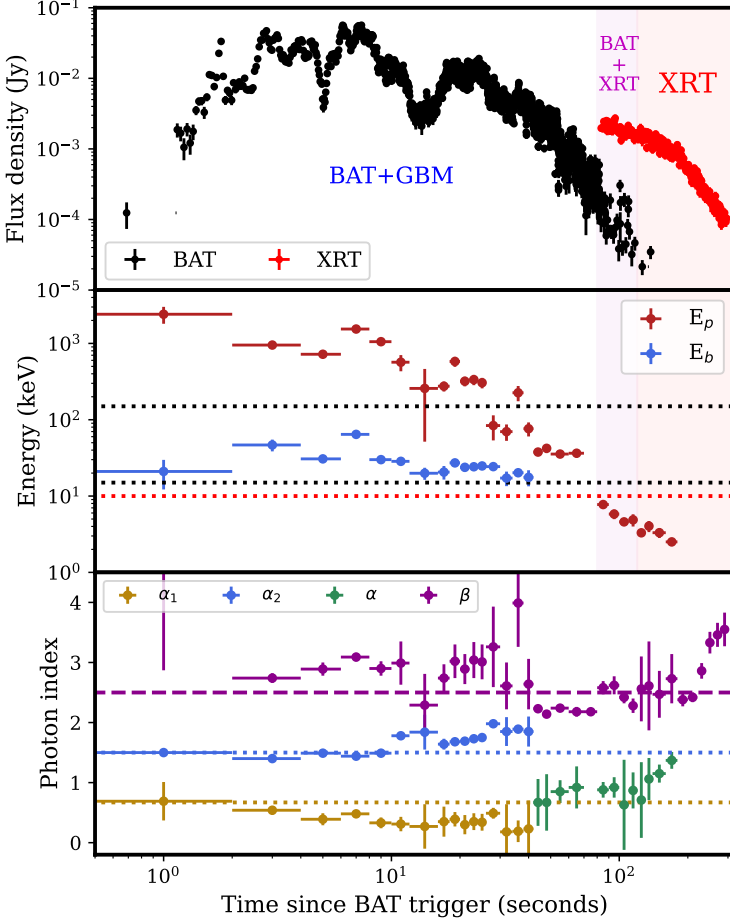
smoothly broken power-law model (2SBPL; [17], shown in Figure 1). A standard Band function [18] with a single break is strongly disfavoured by Akaike’s Information Criterion [19, 20] (Extended Data Figure 4). A Band model with an additional thermal component is also disfavoured with respect to 2SBPL, especially in the brightest pulses, and further requires a high intrinsic hydrogen column density, inconsistent with the burst’s afterglow [7] (see Methods). The model parameters derived from our full suite of fits are given in Supplementary Table 1. We focus the rest of our discussion on the 2SBPL model (though for epochs where one of the breaks lies outside the observed frequency range, this reduces to the Band model; see Methods).

The 2SBPL model parameterises a synchrotron spectrum, where relativistic charged particles radiate due to acceleration in magnetic fields. The spectrum is described by power-law segments connecting characteristic break frequencies [see e.g. 21–23]. The three power-law segments have photon indices  $\alpha_1$ ,  $\alpha_2$  and  $\beta$  (following the convention  $\nu F_\nu \propto E^{2-\gamma}$ , for a photon index  $\gamma$ ), smoothly connected at two breaks,  $E_b$  and  $E_p$ . These breaks map to the characteristic synchrotron frequency  $\nu_m$ , where most of the electrons radiate, or the cooling frequency  $\nu_c$ , above which electrons rapidly lose their energy. If  $\nu_c < \nu_m$ , all electrons cool down rapidly and the system is in the so-called ‘fast cooling’ regime, while  $\nu_m < \nu_c$  represents a ‘slow cooling’ state (see Methods for more details).

The  $\gamma$ -ray and X-ray light curves of GRB 211211A and the evolution of the best-fit 2SBPL parameters are shown in Figure 2. During the first 42 s of evolution, we see a rapid decrease in  $E_p$  from an initial  $2411.3 \pm 602.0$  keV to  $76.3 \pm 15.9$  keV.  $E_b$  also shows a smooth but much slower decline from a maximum of  $64.3 \pm 4.9$  keV to  $17.6 \pm 4.2$  keV. We find mean indices of  $\alpha_1 = 0.52 \pm 0.24$  and  $\alpha_2 = 1.61 \pm 0.25$ . These values are in excellent agreement with the expected values of  $2/3$  and  $3/2$  for synchrotron emission in the fast-cooling regime. While compelling evidence for the presence of two breaks has been found in bright long GRBs detected by both *Fermi* [17, 24–27] and *Swift* [28–30], this is the first time that evidence of synchrotron cooling has been found in the prompt emission spectrum of a merger-driven GRB.

After 42 s,  $E_b$  is unresolved and we fit a single photon index,  $\alpha$ , below  $E_p$ . Initially, the fitted values of  $\alpha$  are in excellent agreement with the expected value of  $\alpha_1$  (Figure 2, lower panel, green points), indicating that  $E_b$  and  $E_p$  are unresolved because they are too close together, rather than  $E_b$  having left the bandpass. From  $\sim 120$  s, the measured value of  $\alpha$  begins to rise. We interpret the change as being due to the synchrotron breaks now moving away from one another (Methods), resulting in  $\alpha_2$  dominating the measurement as  $E_b$  approaches the lower limit of the observed bandpass and pushes  $\alpha_1$  out of the spectrum.

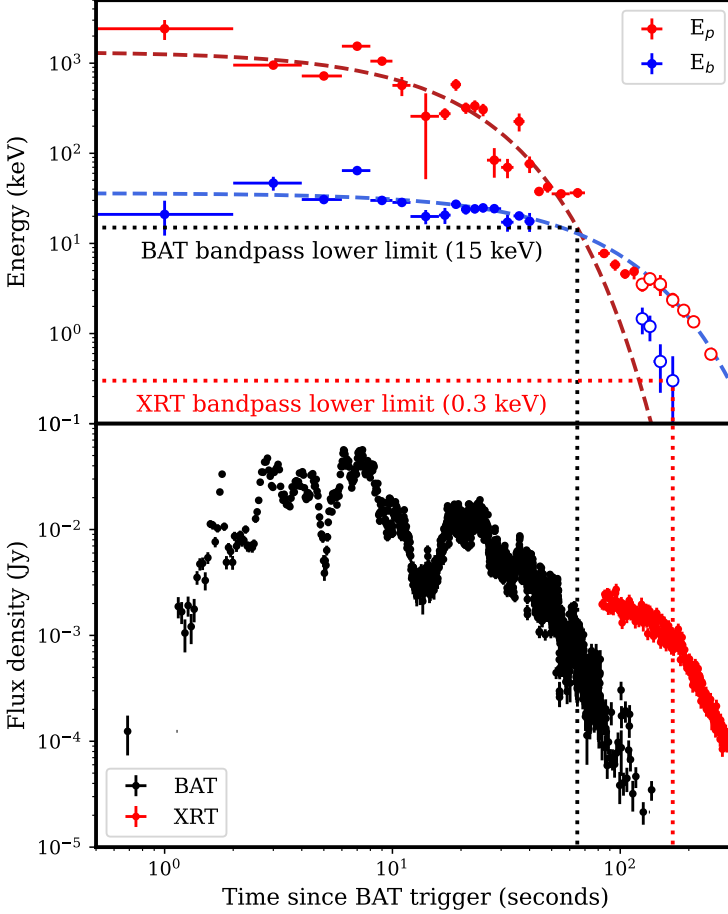
Indeed, by fixing the photon indices to their expected values, we can once again resolve  $E_b$  in our fits starting from 120 s (Figure 3, open symbols). The increasing separation between  $E_b$  and  $E_p$  and the coincident evolution of  $\alpha$  from  $2/3$  towards  $3/2$  indicates that the more rapidly-evolving spectral break



**Fig. 2** The evolution of the synchrotron spectrum from our time-resolved spectral fits. 2SBPL is fitted to the early data, but simpler models are used at late times where necessary. Shaded regions indicate the detectors available for fitting. **Top:** *Swift*-BAT and XRT 10 keV flux density light curves of the prompt + EE phases. **Middle:** The evolution of  $E_p$  and  $E_b$ . The BAT bandpass is marked by two horizontal black dotted lines. The horizontal red dotted line shows the lower limit of fitted GBM energies and the XRT upper bandpass limit. **Bottom:** Evolution of the photon indices derived from fitting. The expectation values of  $\alpha_1$  and  $\alpha_2$  in the fast-cooling regime and the nominal upper limit of  $\beta$  are indicated by the dashed lines.

is now the lower energy of the two, in contrast with the first 42 s of evolution. This apparent crossing of the two spectral breaks is consistent with the source having transitioned from a fast-cooling regime to slow cooling [21, 22], and would be the first time such a transition has been measured in any GRB.

We further test this scenario by fitting an exponential profile of the form  $E = Ne^{(-t/\tau)}$  to the evolution of both breaks (Figure 3). The two profiles cross at  $t_c = 68$  s, and their crossing is further supported by the affinity of the  $E_b$



**Fig. 3 Top:** The evolution of the spectral breaks  $E_p$  and  $E_b$  is well described by an exponential profile. Exponentials are fitted to the filled symbols of their respective colours. Open symbols are obtained by fixing the spectral slopes to their theoretical expectations, and are not fit. The affinity of the blue curve for the late red data therefore provides further support for the transition of the two breaks. **Bottom:** BAT and XRT light curves. The rapid turnover in the light curves corresponds to the breaks exiting the bandpasses, implying that the duration of EE is sensitive to their evolution.

fit to the  $E_p$  measurements post- $t_c$ . The evolution of the breaks has a marked effect on the EE light curve. The characteristic timescale for the evolution of  $\nu_c$  ( $\tau_{E_b} = 63.3 \pm 20.2$  s) and the turnover of the X-rays ( $\tau_X = 66.9 \pm 1.0$  s) are close to the fast-to-slow cooling transition time ( $t_c \approx 68$  s) suggesting a connection between the cooling transition and the EE duration. Moreover, they are clearly driving the morphology of the late X-ray decline, which steepens when  $\nu_m$  evolves below the band and ceases when  $\nu_c$  follows (Figure 3). The consistency of this X-ray feature across the EE class (e.g. [5], Extended Data

Figure 5) hints that the shock physics may be remarkably uniform across the population of long-duration merger-GRBs.

At higher energies, the characteristic timescale of  $\nu_m$  ( $\tau_{E_p} = 14.4 \pm 1.14$  s) is well matched to the duration of the IPC ( $\sim 12$  s). This likely relates to the duration of the jet, which energises the shock during the IPC, keeping  $\nu_m$  consistently high. Although the duration of  $\gamma$ -ray EE is highly variable across the known sample (e.g. Supplementary Table 2), the evolution of  $E_p$  through the BAT bandpass can explain the relative spectral softness of EE compared to the IPC (e.g. [4]). This framework also naturally leads to the population of GRBs that display the same exponential X-ray light curve as GRB 211211A and other EE GRBs (e.g. Extended Data Figure 5), but lack EE in  $\gamma$ -rays [31, 32]. This can be achieved with a common evolution in  $\nu_c$ , while  $\nu_m$  is found at lower energies below the BAT bandpass (after the IPC). Further, if  $\nu_c$  is in fact *below* the XRT bandpass in the majority of cases, one might recover a ‘canonical’ short GRB lasting less than 2 s. However, this would imply a significant duration of ‘unseen’ jet activity in these events.

Our analysis shows that the prompt emission spectrum of GRB 211211A is consistent with the so-called ‘marginally fast-cooling regime’, with  $\nu_c \lesssim \nu_m$  [33–35]. Detecting the cooling frequency  $\nu_c$  at  $\sim$  tens of keV implies that accelerated particles do not cool completely via synchrotron processes within a dynamical timescale [36]. By assuming that the electrons cool on a timescale of the order of the adiabatic one, we can derive self-consistent constraints on the magnetic field  $B$  in the emitting region. For a typical emitting region radius  $R$  and a bulk Lorentz factor of  $\Gamma = 100$  (consistent with the afterglow; [7]), our findings imply a magnetic field of the order of  $B \sim 90 \nu_{c,60\text{ keV}}^{-1/3} R_{13.5}^{-2/3} \Gamma_2$  G, where  $Q = Q_n \times 10^n$  (the magnetic field falls in the range  $B \sim 30 - 200$  G for a range of  $R \sim 10^{13} - 10^{14}$  cm). These values are consistent with those derived for marginally fast-cooling collapsar-GRBs [17, 25, 28–30], but at odd with the expectations for a typical GRB emitting region ( $B \sim 10^4 - 10^6$  G, e.g. [37]).

Interestingly, we find that the UVOT data at  $\sim 163$  s lie significantly below the extrapolation of the fitted synchrotron spectrum (see Methods, Extended Data Figure 6). An additional spectral break is required to self-consistently model the spectral energy distribution (SED) from UV to X-rays. In the context of synchrotron emission, this can be interpreted as the synchrotron self-absorption frequency  $\nu_{\text{ssa}}$ , below which the optical depth to synchrotron self-absorption is larger than unity. Following [38] (but see also [35, 39–41]), we find that this implies a low  $B$ -field ( $\sim 100$  G) and/or compact emitting region ( $R < 10^{13}$  cm). However, a self-consistent solution that incorporates incomplete electron cooling and synchrotron self-absorption at UV frequencies is challenging, and may require alternative sources of absorption or modified synchrotron models (e.g. [42]) - particularly to avoid the bright synchrotron self-Compton emission predicted for such a system (see e.g. [33, 35, 42]).

The kilonova associated with GRB 211211A is consistent with being a BNS merger [7], though a neutron star - black hole (NS-BH) cannot be completely

ruled out. The jet responsible for the prompt emission is believed to be powered by accretion onto a newly-formed black hole remnant (e.g. [43]). However, the presence of central engine activity lasting  $\sim 100$  s after the merger is challenging to reconcile with the expected  $\lesssim 1$  s disk lifetime (e.g. [44, 45]). Longer accretion activity can be powered by late-time fallback onto the central remnant, in which case the EE might be related to the quantity and duration of the fall-back mass (e.g. [46, 47]). This explanation is more consistent with NS-BH systems producing larger tidal ejecta (e.g. [48]). On the other hand, the characteristic  $\sim 100$  s duration of the EE has no obvious explanation in the fall-back accretion scenario (however, see [49]).

An alternative possibility in the BNS scenario is that the EE is powered by a temporarily or indefinitely stable magnetar remnant (e.g. [50–52]), which powers the EE via a relativistic magnetized wind, potentially shaped by interaction with the merger ejecta into a collimated jet (e.g. [53]). The mapping between the magnetar outflow and the prompt emission depends sensitively on the emission model (e.g. [52, 54]), but an abrupt change in jet properties is predicted to occur once the magnetar becomes optically-thin to neutrinos, on a timescale of  $\sim 10 - 100$  s [55]. This transforms the composition of the magnetar outflow from an electron-ion plasma to an electron-positron outflow similar to that of a pulsar wind [54]. Depending on how the change in composition and magnetization maps into the evolution of  $\nu_c$  and  $\nu_m$ , this could help explain the ubiquity of the  $\sim 100$  s characteristic timescale across the merger-GRB + EE population.

The brightness of GRB 211211A enables us to deconstruct both the initial prompt emission complex and the subsequent, softer extended emission. Our results suggest that the characteristics of EE in a merger-GRB with a long-lived engine depend mainly on where the synchrotron spectral breaks reside relative to the observational bandpasses. For the first ten seconds of the burst,  $E_p$  and  $E_b$  show little evolution. Therefore this period shows no spectral evolution and no spectral lag, a critical distinguishing feature of EE-GRBs [56]. After this time,  $E_p$  softens rapidly, creating the observed softer EE component. Therefore, this evolution naturally explains both the lack of spectral lag in the early emission and the later softening seen in EE bursts. While only GRB 211211A has observations of the requisite quality to measure the motion of the spectral breaks directly, there is substantial similarity in spectral evolution and X-ray light curves in all EE bursts (see Methods). This implies that the same physical processes likely shape the entire class of events. In this case, extended emission can be a smoking gun for the origin of a given GRB, potentially distinguishing between merger-GRBs and collapsar-GRBs even in bursts at much larger distances or with much poorer localisations. Applying this technique to large GRB samples can significantly improve our ability to reconstruct the merger rate density with redshift and to perform joint searches for GRBs coincident with gravitational wave emission.



## Methods

**Data products.** We retrieved GBM spectral data and their corresponding response matrix files (rsp2) from the online HEASARC archive<sup>1</sup> [57–60]. GBM count rate light curves are created using time-tagged event (TTE) data binned to a time resolution of 64 ms (Figure 1). No signal was detected by the Large Area Telescope (LAT) on board *Fermi* during the prompt emission phase. The source incident angle was greater than  $65^\circ$  from the LAT boresight until  $\sim 800$  s after the GBM trigger time.

We downloaded *Swift* data from the UK *Swift* Science Data Centre (UKSSDC; [61, 62]). Data from BAT are processed using the BATGRBPRODUCT pipeline v2.48 from NASA’s High Energy Astrophysics Software (HEASoft v6.28; [63])<sup>2</sup>. 15–150 keV count-rate light curves are extracted using BATBINEVT with 64 ms time resolution (Figure 1). Flux density light curves are taken directly from the UKSSDC Burst Analyser. We use the non-evolving data products binned to a signal-to-noise ratio of 4.

To assess spectral evolution, we extract time-resolved spectra in as narrow an interval as possible while retaining sufficient counts for the models to converge. We find that between 0 and 26 s after the BAT trigger, binning the BAT and GBM data into 2 s slices provides the best balance between cadence and signal-to-noise, except for a quiescent period at 12–16 s, which sits between the prompt and EE phases (see Figure 1). This is combined into a 4 s bin. Data between 26 and 50 s are also grouped in 4 s bins. Beyond 50 s we use 10 s bins. At 80 s the GBM data end and the XRT data begin. We continue using 10 s bins of BAT + XRT data up until the end of the BAT data at  $\sim 120$  s after trigger. We then extract 10 s bins of XRT data until 140 s, where we widen our bins to 20 s until the end of the EE phase at 300 s.

*Fermi*-GBM spectra were extracted using the public software GTBURST<sup>3</sup>. We analysed the data of the two NaI detectors with the highest count rates and with the smallest viewing angle (n2, n10) and the most illuminated BGO detector (b0). We selected the energy channels in the range 10–900 keV for NaI detectors, excluding the channels in the range 30–40 keV (due to the iodine K-edge at 33.17 keV), and 0.3–40 MeV for the BGO detector. We modelled the background by manually selecting time intervals before and after the burst and fitting them with a polynomial function whose order is automatically found by GTBURST.

After processing with BATGRBPRODUCT, time-resolved BAT spectra are extracted using BATBINEVT. These spectra have a systematic error vector applied via BATPHASYSEERR, and BATUPDATEPHAKW is run to update the ray tracing keywords. We build a detector response matrix for each spectrum using BATDRMGEN. XRT spectra are extracted using the UKSSDC webtool [61, 62].

Fitting was performed using XSPEC v12.11.1 [16]. We include a free constant representing an effective area correction (EAC) to account for flux offsets

<sup>1</sup><https://heasarc.gsfc.nasa.gov/W3Browse/fermi/fermigbrst.html>

<sup>2</sup><http://heasarc.gsfc.nasa.gov/ftools>

<sup>3</sup><https://fermi.gsfc.nasa.gov/ssc/data/analysis/scitools/gtburst.html>

due to the uncertain effective areas of the GBM detectors in flight. This is found to be a few per cent for intra-GBM calibration and up to  $\sim 15$  per cent for GBM-BAT calibration.

**Model comparison.** We fit our data with three models. The first and simplest is the Band function [18], which is the standard GRB continuum model and takes the form of two power-laws, with low-energy photon index  $\alpha$  and a high-energy photon index  $\beta$ , smoothly connected at a  $\nu F_\nu$  peak energy  $E_p$ . When there are no spectral breaks in the fitted bandpass, we simplify the Band function to a power-law fit corresponding to either  $\alpha$  or  $\beta$ .

We also test the addition of a blackbody (BB) component, dividing the spectrum into thermal and non-thermal emission. The thermal component represents the emission from the photosphere of the GRB at typical radii of a few times  $10^{11}$  cm from the central engine [64]. Non-thermal emission is produced further out ( $\sim 10^{13}$  cm) either via interactions between expanding shells of material or through magnetic processes.

Finally, we fit a double smoothly broken power-law model [2SBPL; 17]. This model allows us to fit the spectra with three power-law segments (with photon indices  $\alpha_1$ ,  $\alpha_2$  and  $\beta$ ) smoothly connected at two breaks (hereafter  $E_b$  and  $E_p$ ). This function represents the synchrotron spectral shape derived from a population of electrons assumed to be accelerated into a power-law distribution of energies, i.e.  $N(\gamma_e) \propto \gamma^{-p}$  for  $\gamma_m < \gamma_e < \gamma_{\max}$ . The lower-energy  $E_b$  and higher-energy  $E_p$  represent either the cooling frequency ( $\nu_c$ , mostly emitted by electrons with Lorentz factor  $\gamma_c$ ), or the characteristic synchrotron frequency ( $\nu_m$ , emitted by electrons at  $\gamma_m$ ). The order of these breaks dictates the cooling regime: ‘slow cooling’ ( $\nu_m < \nu_c$ ), wherein only electrons with  $\gamma_e > \gamma_c$  cool efficiently within a dynamical timescale, or ‘fast cooling’ ( $\nu_c < \nu_m$ ), in which all the electrons cool down rapidly to  $\gamma_c < \gamma_m$ . The two regimes have specific expectation values for the photon indices between the power-law segments. For fast cooling ( $\nu_c < \nu_m$ ), we expect  $\alpha_1 = 2/3$  (for  $\nu < \nu_c$ ),  $\alpha_2 = 3/2$  (for  $\nu_c < \nu < \nu_m$ ) and  $\beta = p/2 + 1$  (for  $\nu > \nu_m$ ), while for slow cooling ( $\nu_m < \nu_c$ ) we expect  $\alpha_1 = 2/3$  (for  $\nu < \nu_m$ ),  $\alpha_2 = (p + 1)/2$  (for  $\nu_m < \nu < \nu_c$ ), and  $\beta = p/2 + 1$  (for  $\nu > \nu_c$ ). For the typical parameters of the emitting region ( $B \sim 10^4 - 10^6$  G,  $\Gamma = 100$ ), the particles are expected to efficiently radiate most of their energy on a timescale much smaller than the dynamical one and therefore the spectra are expected to be in fast-cooling regime [36].

The 2SBPL function has been found to fit the spectra of the brightest *Fermi* long GRBs significantly better than the standard Band-like single-break function [24]. The inclusion of the low-energy break (e.g. [28, 29]) helps to solve the tension between the typically measured values of  $\langle \alpha \rangle \approx 1$  in GRB spectra fitted with the Band function (e.g. [65]) and the expected values of  $\alpha_1 = 2/3$  and  $\alpha_2 = 3/2$  from synchrotron theory (e.g. [36]). This tension may also be lessened by considering inverse Compton effects in Klein-Nishina regime (e.g. [34]). Recent simulations suggest that  $\langle \alpha \rangle \approx 1$  may actually represent the mean value of these two unresolved spectral slopes [27]. Motivated by these results,

we employ the 2SBPL function to test the consistency of GRB 211211A with a synchrotron-dominated spectrum.

Due to their different treatment of incident photons, the data from the three instruments used in our study must be fit with different fit statistics. For GBM, the background is modelled prior to extracting a spectrum, hence the resultant spectra are fit with PGSTAT, representing a Poissonian source over a Gaussian background. The mask weighting used in BAT means that its data must be fit with  $\chi^2$  statistics. Finally, XRT employs straightforward photon counting, and hence is fit with Cash statistics [66]. As a result, different model fits cannot be reliably compared with  $\chi^2$  statistic tools like the F-test. We therefore employ Akaike’s Information Criterion (AIC; [19, 20]) to compare models. We find that both the 2SBPL and Band+BB models provide a statistical improvement over the simpler Band function during the first  $\sim 30$  s of data (Extended Data Figure 4), with  $\Delta_{\text{AIC}} \gg 10$  indicating no support for the Band function [20]. The 2SBPL model also provides a consistent improvement over Band+BB fits during the prompt emission phase (see Supplementary Table 1).

In epochs that feature data taken with XRT, we include the effects of absorption from the neutral hydrogen column along the line-of-sight in our models. This is split into contributions from the Milky Way and the GRB host galaxy in the form [MODEL]\*TBABS\*ZTBABS [67]. Milky Way absorption is fixed to  $N_{\text{H}} = 1.76 \times 10^{20} \text{ cm}^{-2}$  [68], with the contribution from the host galaxy at  $z = 0.076$  left free to vary. We find that the Band+BB model requires the host  $N_{\text{H}}$  to be at least an order of magnitude higher than for fits with the 2SBPL model to achieve similar fit statistics.

To obtain the best measurement of the intrinsic  $N_{\text{H}}$ , we perform fits to the time-integrated X-ray afterglow for the full set of XRT photon counting (PC) mode data (starting  $\sim 4000$  s after trigger). The afterglow spectrum is well described (C-stat/dof = 337/422) by a power-law model with a photon index of  $\Gamma = 1.56 \pm 0.07$ . It therefore provides a more reliable measurement of the absorption column than the rapidly evolving time-resolved spectra during EE. We find that  $N_{\text{H}} = (1.19 \pm 1.61) \times 10^{20} \text{ cm}^{-2}$ , consistent with zero and with a  $3\sigma$  upper limit of  $N_{\text{H}} < 6.02 \times 10^{20} \text{ cm}^{-2}$ . By contrast, the brightest and best-sampled BAT+XRT bin at 80 – 90 s requires  $N_{\text{H}} = (2.55 \pm 0.40) \times 10^{21} \text{ cm}^{-2}$  to achieve a good fit with the Band+BB model (Supplementary Table 3).

In short GRBs, the absorption column is expected to be constant over the lifetime of the source [e.g. 69]. In rare cases, variations in  $N_{\text{H}}$  have been suggested for bright lGRBs [e.g. 70], but the magnitude of the effect is at most a factor of two, and is sensitive to the choice of spectral model. In addition, an anomalously high neutral hydrogen column was also used to disfavour the thermal model in time-resolved spectral fitting of the EE GRB 060614 [71]. We therefore rule out the Band+BB model firstly because our AIC test supports the 2SBPL model during the prompt phase, and secondly because it requires an anomalously high absorption column at X-ray frequencies. We focus the rest of our discussion on the 2SBPL model.

**2SBPL fits.** We identify a general trend of variable spectral behaviour during the first  $\sim 12$  s (the IPC), which then gives way to a more coherent smooth evolution from the onset of EE ( $\sim 20$  s) onwards. We describe the evolution of the model parameters in various time windows here.

*0 – 80 s: BAT + GBM.*

Between 0 and 80 s our spectral coverage ranges from 10 keV to 10 MeV. We fit the full 2SBPL model for the first 42 s of evolution. During this time, we see a rapid decrease in  $E_p$  from an initial  $2411.3 \pm 602.0$  keV at 0–2 s to  $76.3 \pm 15.9$  keV by 38–42 s.  $E_b$  also shows a smooth but much slower decline from an initial  $21.0 \pm 8.8$  keV to  $17.6 \pm 4.2$  keV over the same time range, though is first seen to rise to a peak energy of  $64.3 \pm 4.9$  keV at 6–8 s after trigger.

In the same epoch, early values of  $\alpha_1$  show excellent agreement with the expectation value of  $2/3$  before drifting downwards. The mean value of the low-energy photon index is  $\bar{\alpha}_1 = 0.52 \pm 0.24$ . The later discrepancy is still consistent with synchrotron expectations within  $3\sigma$ , and can be explained by  $E_b$  falling close to the lower GBM bandpass, resulting in a poorly-sampled low-energy power-law segment. A similar issue has been found previously by [24] (see their figure B.1), who showed that all spectra with notably hard values of the low-energy photon index  $\alpha_1$  also had a break energy of  $E_b < 20$  keV, suggesting an instrumental effect (the GBM threshold energy is  $\sim 10$  keV). In addition, the smoothness parameter of the fitting function could influence the value of  $\alpha_1$ , especially at the edge of the detector bandpass where few energy channels are available to constrain it. We find that a sharper break results in  $\alpha_1$  approaching the synchrotron-predicted value of  $2/3$ . However, we retain a consistent smoothness across all of our fits to avoid biasing our results.

The slope  $\alpha_2$  of the power-law between  $E_b$  and  $E_p$  is initially in excellent agreement with the expected value of  $\alpha_2 = 3/2$  for fast cooling, but later evolves upwards towards a photon index of 2. This trend may be explained by uncertainties in distinguishing  $\alpha_2$ ,  $\beta$  and  $E_p$  as the latter moves downwards though the band. In particular, as the source fades and the signal-to-noise ratio in the high energy GBM BGO detectors decreases,  $\beta$  becomes poorly constrained. Our mean values are  $\bar{\alpha}_2 = 1.61 \pm 0.25$  and  $\bar{\beta} = 2.80 \pm 0.54$ .

After 42 s, the 2SBPL model is no longer statistically preferred over the Band function. For consistent fitting, we approximate the Band function by freezing  $E_b$  below the bandpass, removing  $\alpha_1$  and  $E_b$  from the model. The fitted values of  $\alpha$  are in excellent agreement with the expected value of  $\alpha_1$  (Figure 2, lower panel, green points), indicating that  $E_b$  and  $E_p$  are unresolved because they are too close together rather than  $E_b$  having evolved out of the bandpass. We widen our time bins to 10 s after 50 s to improve the signal-to-noise of our spectra. Fitting the simpler Band model between 42 and 80 s results in a much tighter constraint on the post-peak photon index, which now dominates the majority of the bandpass:  $\bar{\beta} = 2.19 \pm 0.04$ . This includes a single power-law fit in the 70–80 s bin, indicating that both  $E_p$  and  $E_b$  are either below or very close to the 10 keV lower bandpass limit of GBM.

We note that, assuming an isotropic-equivalent kinetic energy of the jet  $E_{k,\text{iso}} \sim 4 \times 10^{52}$  erg derived from the afterglow modelling reported in [7] and the  $\gamma$ -ray isotropic-equivalent energy  $E_{\text{iso}} \sim 7.4 \times 10^{51}$  erg we observe in the energy range 10–1000 keV during the first 50 s of emission, the implied prompt  $\gamma$ -ray efficiency is  $\eta = E_{\text{iso}}/(E_{\text{iso}} + E_{k,\text{iso}}) \sim 16\%$ . This value is consistent with estimates for other GRBs in the literature (e.g. [72]), but requires a large contrast in the jet bulk Lorentz factor (e.g. [73]). We note however that recent works in the literature found a much smaller efficiency ( $\eta \sim 10^{-3}$ ) when the fraction of electrons accelerated at the shock is included as a free parameter in the afterglow model (instead of the typical assumption that all electrons participate – see e.g. [74, 75]). These efficiencies are more compatible with the expectations of an internal shocks model with a mild contrast of bulk Lorentz factors [76–78].

The magnetic field value implied by our findings ( $B \sim 30\text{--}200$  G for a range of  $R \sim 10^{13} - 10^{14}$  cm) is consistent with the values derived in the cases of collapsar-GRBs showing marginally fast-cooling synchrotron spectra [17, 25, 26, 28–30], but low compared to expectations for a typical GRB emitting region ( $B \sim 10^4 - 10^6$  G, e.g. [37]). For such a low magnetic field in a small emitting region, synchrotron self-Compton (SSC) is expected to dominate the cooling rate [see e.g. 33, 35, 42]. A larger emitting region ( $R \sim 10^{15} - 10^{16}$  cm) would reduce the SSC luminosity, but is more commonly associated with afterglow radiation and would be inconsistent with the rapid variability of the prompt light curve, unless the Lorentz factor is very high ( $\Gamma \gtrsim 10^3$ ). One interesting solution to this problem has been recently proposed by [42], ascribing the emission to proton-synchrotron in dominant adiabatic cooling. While this model offers an interesting alternative, its ability to explain all the observations is still under investigation [see e.g. 79, 80].

#### 80 – 120 s: BAT + XRT.

After 80 s there are too few GBM counts in 10 s bins to obtain sufficient signal-to-noise. However, *Swift*-XRT began pointed observations of GRB 211211A at 79.2 s after trigger [11], and we are able to fit combined BAT+XRT spectra between 0.3 and 150 keV (excepting a 5 keV inter-detector gap between 10 and 15 keV). The extension of our spectral coverage down to 0.3 keV means that the Band function (approximated by 2SBPL with  $E_b$  held below the XRT bandpass) is preferred over the single power-law model once more. The low energy index continues to be consistent with the expectations for  $\alpha_1$ , indicating that  $E_b$  and  $E_p$  remain unresolved from one another.  $E_p$  continues to evolve smoothly downwards, from  $E_p \sim 8$  keV to  $\sim 5$  keV (see Figure 2, Supplementary Table 1). The BAT data formally end at  $t_0 + 122$  s.

#### 120 – 300 s: XRT and a possible transition to slow cooling.

From  $\sim 120$  s, the measured value of  $\alpha$  begins to rise. We continue to measure a declining  $E_p$  that has evolved to just a few keV and a consistent (but

poorly constrained)  $\beta$ . We therefore interpret the change in  $\alpha$  as being due to the synchrotron breaks now moving away from one another, resulting in an elongation of the 2SBPL  $\alpha_2$  segment between them. Our measured  $\alpha$  therefore evolves from being dominated by  $\alpha_1$  to being a blend of  $\alpha_1$  and  $\alpha_2$  around the unresolved  $E_b$ . The power-law with index  $\alpha_2$  then begins to dominate the measurement as it elongates, while  $E_b$  approaches the lower bandpass limit and pushes  $\alpha_1$  out of the spectrum.

We investigate this possibility by re-fitting the 2SBPL model with  $\alpha_1$  and  $\alpha_2$  fixed to their expected values ( $2/3$  and  $3/2$ , respectively), leaving the break energies and  $\beta$  free. We find that between 50 – 120 s after trigger, the two breaks cannot be resolved from one another even with fixed photon indices. However, after 120 s we measure a clear division again (Figure 3, open symbols). The fixed indices mean that the spectral shape observed at this time is still consistent with the fast-cooling regime ( $\nu_c < \nu_m$ ), but it is worth noting that the increasing separation between  $E_b$  and  $E_p$  and the coincident evolution of  $\alpha$  from  $2/3$  towards  $3/2$  indicates that the more rapidly-evolving spectral break is now the lower energy of the two, in contrast with the first 42 s of evolution. This apparent crossing of the two spectral breaks is consistent with the source having transitioned from a fast-cooling regime to slow cooling [21, 22]. This would be the first time that such a transition has been observed in a GRB (see however [26] for a possible slow-to-fast cooling transition).

If the spectrum is now slow cooling,  $\alpha_2$  is no longer expected to have a value of  $3/2$ , and instead should be  $\alpha_2 = (p + 1)/2$ . We caution that slow cooling requires  $p < 3$ . Given that  $\beta = p/2 + 1$ , this is in contrast with the steep values of  $\beta \gtrsim 2.5$  measured in the early spikes of emission, but is consistent with the values of  $\beta$  measured at the implied time of transition ( $\beta < 2.5$ , Figure 2). The transition from fast to slow cooling would therefore also require a change in the electron energy distribution power-law index  $p$  over time.

For the epochs in which  $E_b$  and  $E_p$  are unresolved (which are covered by the Band fits in Supplementary Table 1) we find a mean  $\bar{\beta} = 2.42 \pm 0.19$ , which points to  $p = 2.84 \pm 0.38$  and thus an expectation value of  $\alpha_2 = 1.92 \pm 0.19$  in the slow-cooling regime. Unfortunately, beyond 180 s our best fitting model reduces to a power-law while  $\alpha_2$  is still evolving, meaning that we are unable to determine whether it supports fast or slow cooling. Our best-fitting 2SBPL model (which is not supported over the power-law fit by AIC) indicates  $\alpha_2 = 1.68 \pm 0.12$ , broadly consistent with either scenario. We note that at very late times  $\beta$  evolves to extremely soft values ( $\sim 3.5$ ). This is likely driven by an increase in free  $N_H$  (see Supplementary Table 1) and the decreasing signal-to-noise at higher energies in the bandpass.

#### *UVOT: evidence for additional absorption?*

Regardless of the cooling regime, the spectral index below the break energy  $E_b$  should be  $\alpha_1 = 2/3$ . A recent analysis of optical detections obtained during the prompt emission of 21 long GRBs revealed the spectrum between optical

and  $\gamma$ -rays is well-modelled with synchrotron emission, i.e. optical data are consistent with the extrapolation of the expected  $2/3$  power-law index [30].

The UVOT detection at  $162.9 \pm 74.9$  s allows us to investigate this possibility in GRB 211211A. We extract a 10 s wide XRT spectrum centred at 162.9 s and perform a combined fit of the UVOT and XRT data. The UVOT data require the further addition of two ZDUST components to the model to account for extinction in the GRB host galaxy and the Milky Way. The Milky Way extinction is fixed to  $E(B - V) = 0.015$  [81]. Host extinction is fixed to  $E(B - V) = 0.18$ , representing the  $3\sigma$  upper limit that we derive from modelling the afterglow SED (see Methods: Afterglow SED).

To perform a joint fit of XRT and UVOT data, we use the 2SBPL model and fix  $\alpha_1 = 2/3$ ,  $\alpha_2 = 3/2$  and  $E_b = 0.3$  keV based on the results from our coincident spectral fit in Supplementary Table 1.  $E_p$  was allowed to vary to obtain the best match to the X-ray data, since the fitted epoch is offset in time with respect to the template at  $170 \pm 10$  s. We find  $E_p = 6.63 \pm 1.60$  keV.

The extrapolation of  $\alpha_1 = 2/3$  between the XRT and UVOT data overpredicts the UVOT flux by an order of magnitude (Extended Data Figure 6). Larger values of extinction would be inconsistent with the afterglow SED observations; a free fit finds  $E(B - V) = 0.60 \pm 0.06$ , which is  $\sim 7.5\sigma$  inconsistent with our model fit with the highest  $E(B - V)$  (see Supplementary Table 4). An additional spectral break may therefore be required between the UVOT *white* filter and the XRT bandpass. One possibility for this break is the synchrotron self-absorption frequency ( $\nu_{ssa}$ ), below which photons are absorbed by the emitting electrons [21]. This region of the spectrum has an expected photon index of  $\alpha = -1$  (or  $\nu^{-3/8}$  for an inhomogeneous distribution of electrons; [40]), and hence can resolve the tension if it lies close to but above the UV.

The co-moving frame synchrotron self-absorption frequency can be computed by equating the co-moving synchrotron flux at  $\nu'_{ssa}$  to the flux from a blackbody in the Rayleigh-Jeans part of the spectrum. Following [38], we derived the distance  $R$  of the emitting region from the central engine that is required to match the observations (i.e. that produce  $6 \times 10^{-3}$  keV  $< \nu_{ssa} < 0.3$  keV). The synchrotron self-absorption frequency  $\nu_{ssa}$  depends on the magnetic field of the emitting region  $B$  and on the bulk Lorentz factor  $\Gamma$  of the jet. In our computations, we required the magnetic field  $B$  to be consistent with the one derived from the observed  $\nu_c \sim 20 - 60$  keV during the early prompt emission (see Supplementary Table 1 and Figure 2) and assumed the same bulk Lorentz factor as before:  $\Gamma = 100$ .

We find that a compact emitting region at  $R \sim 10^{11-12}$  cm is required to place  $\nu_{ssa}$  between UV and X-rays. We note that the variability timescale implied by such a compact source is in contrast with the smooth emission  $\sim 160$  s after trigger. Moreover, such a small region would imply a high radiation density  $U_{rad}$ , increasing the expected SSC luminosity and making it difficult to be optically thin to Thomson scattering and pair production. A larger radius ( $R \sim$  a few  $10^{12-13}$  cm) can be accommodated while still having UVOT  $<$



$\nu_{ssa} < \text{XRT}$  by assuming  $B \sim 10^4 - 10^6$  G, but this is inconsistent with the observation of incomplete cooling of the electrons. We therefore conclude it is unlikely that the UVOT flux is suppressed due to synchrotron self-absorption. Other causes of absorption (e.g. synchrotron photons absorbed by a cloud of not completely cooled electrons in the same line of sight, or pair-production with higher-energy photons) have to play a role in shaping the spectrum at low frequencies, but further, more quantitative investigations are needed to assess the feasibility of this process.

**Afterglow SED.** We construct an optical-X-ray SED centred at 5.5 ks. The SED was constructed using the methodology of [82], using data within a time range of 3 – 10 ks. To construct the pha files for the different optical filters at 5.5 ks, we first construct a single filter light curve by normalising the individual filter light curves together. Then using this single filter light curve we determine the temporal slope within the 3 – 10 ks interval. We then fit a power-law to the individual filter light curves within this same time interval, fixing the slope to the value determined from the single filter light curve. We use the derived normalisations to compute the count rate and count rate error at 5.5 ks, which was then applied to the relevant spectral file. For the XRT data, we take PC mode time-slice spectral files built using the UKSSDC webtool [62] within the 3 – 10 ks interval. The spectral files were normalised to correspond to the 3 – 10 ks flux of the afterglow at 5.5 ks. The flux, used to normalise a given spectrum, was determined by fitting a power-law to the temporal data within the SED selected time range. The best-fit decay index was used to compute the flux at 5.5 ks, in the same way as was done for the optical data.

The SED was fit using XSPEC v12.11.1, following the procedure outlined in [82, 83]. We tested two different models for the continuum: a power-law and a broken power-law, with the lower energy photon index fixed to be  $\alpha = 2/3$ , which corresponds to the expected spectral slope below the synchrotron peak frequency [22]. In each of these models, we also included two dust and gas components to account for the Galaxy and host galaxy dust extinction and photoelectric absorption (PHABS, ZPHABS, ZDUST; we used ZDUST for both the Galaxy and host galaxy dust components, but with the redshift set to zero for the Galaxy dust component and set to  $z = 0.076$  for the host components). The Galactic components were frozen to the reddening and column density values from [84] and [85], respectively. For the host galaxy dust extinction, we tested the dependence of dust extinction on wavelength for three different scenarios: the Small and Large Magellanic clouds (SMC and LMC, respectively) and on the Milky Way (MW), finding no strong preference for any of these scenarios. In addition, we also account for the absorption due to the Lyman series in the 912 – 1215 Å restframe wavelength range, with the XSPEC ZIGM component. We set this component to use the prescription of [86] to estimate the effective optical depth from the Lyman series as a function of wavelength and redshift and we set this component to also include attenuation due to photoelectric absorption. The results are provide in Supplementary Table 4.



**Comparison to other GRBs.** The identification of a kilonova by [7] means that despite its duration, GRB 211211A is a high-confidence merger event. While this discovery appears to answer the almost 20-year old question posed by the lack of supernovae in the nearby merger candidates GRBs 050724 and 060614 [87, 88], 211211A is also not a typical EE GRB. In particular, the IPC is at least a factor of two longer than any previously identified example, which are generally consistent with the  $t_{90} < 2$  s hard spikes of the broader short GRB class (e.g. [89, 90]). We note that in this case both BAT and GBM triggered on an extremely faint spike almost 2 s before the ‘main’ episode of prompt emission (e.g. Figure 1). Such a weak pulse would likely not be detectable from much further away than GRB 211211A, and may represent a ‘precursor’ event that artificially extended the IPC duration compared to other EE GRBs. Precursors like this have been suggested to arise from flares due to the resonant shattering of the crusts of pre-merger neutron stars [91–93]. Quasi-periodic oscillations have also been claimed in this feature [94].

We compare the broad properties of GRB 211211A with the sample of EE GRBs with redshifts from [32], which we update to include EE GRB 211227A [95]. We note that [96] found GRB 211211A to be spectrally harder than previous EE GRBs during both the IPC and EE phases, though their Band function and cutoff power-law model fits do not capture all of the complex evolution presented here. GRB 211211A has both the shortest  $t_{90}$  and highest  $E_{\text{iso}}$  of the known EE sample (Supplementary Table 2). 070714B has a shorter  $t_{90}$  in the rest-frame and a comparable  $E_{\text{iso}}$ , though accounting for redshift in the durations of GRBs has been shown to not be straightforward [97]. Despite the diversity in  $\gamma$ -rays, the X-ray profile of EE is highly similar across all known events (Extended Data Figure 5).

The sample of merger-driven GRBs investigated by [24] present a single power-law below the  $\nu F_\nu$  peak, characterized by a hard photon index that is consistent with the expected 2/3 power-law below  $\nu_c$  (if in fast cooling) or  $\nu_m$  (if in slow cooling). GRB 211211A is the first merger-driven GRB in which *both* synchrotron breaks have been distinctively identified and tracked in detail, demonstrating that the cooling of electrons via synchrotron processes occurs in merger-driven GRBs. Conversely, the discovery of a power-law segment with photon index 3/2 between  $\nu_c$  and  $\nu_m$  in GRB 211211A is consistent with previous findings for collapsar GRBs, in addition to its long duration.

The  $E_p$  measured in GRB 211211A is towards the higher end of the distribution found for the merger-driven GRBs in [24], where the value of  $E_p = 2411.3 \pm 602.0$  measured between 0 – 2 s would rank 2/11 (between  $E_p = 2892.0^{+299.0}_{-205.0}$  keV for GRB 120624A and  $E_p = 1576.0^{+67.3}_{-67.1}$  keV for GRB 090227B). This is also higher than the collapsar-driven sample. However, collapsar GRBs display a higher  $E_b$  on average by a factor of several. In the extremely bright collapsar GRB 160625B,  $E_p$  reached as high as  $E_p = 6596.0^{+1220.0}_{-1400.0}$  keV and  $E_b = 196.7^{+31.2}_{-26.3}$  keV at the peak of the main emission episode [24]. There is therefore no particular trend between our 2SBPL fit

results for GRB 211211A and those given in the literature for collapsar- and merger-driven GRBs [17, 24].

**Evolution of the breaks.** The evolution of the spectral breaks is well-described by an exponential profile of the form  $E = Ne^{(-t/\tau)}$  in both cases (Figure 3).  $E_p$  is best fit with  $N_{E_p} = 1344 \pm 214 \text{ keV}$  and  $\tau_{E_p} = 14.4 \pm 1.14 \text{ s}$ , while for  $E_b$  we find  $N_{E_b} = 36.2 \pm 4.39 \text{ keV}$  and  $\tau_{E_b} = 63.3 \pm 20.2 \text{ s}$ . The two profiles cross at  $t_c = 68 \text{ s}$ , suggesting a transition from fast to slow cooling. Indeed, from  $\sim 50 \text{ s}$  onwards (after the IPC and the peak of the EE luminosity), the spectral shape is consistent with a slow-cooling regime with  $p \approx 2.2$  (Figure 2). Measurements of  $\beta > 2.5$  at early times ( $\lesssim 50 \text{ s}$ ) are not consistent with this interpretation, and require that the index of the particles' energy distribution injected by the acceleration mechanism changes before the transition to slow cooling. Notably,  $\beta$  is only seen to exceed 2.5 during spikes in emission, suggesting that this may indeed be the case.

A change in cooling regimes has been claimed recently in [26], where the authors found that single-pulse GRB spectra detected by *Fermi*-GBM are well modelled with idealized synchrotron emission. The majority of the spectra are found to be in the slow-cooling regime, while a transition from slow to fast cooling has been found in some of them during the decay of the luminosity. The associated *increase* in radiative efficiency of such a transition even as luminosity is seen to decrease further challenges the energetics in the jet. Conversely, the implied fast-to-slow cooling transition in GRB 211211A (the first observed in any GRB) happens at late times, during the decaying phase of the luminosity. It is therefore more easily reconciled with the expected evolution of the jet.

Once the jet has ceased, the fading luminosity and downwards evolution of  $E_p$  may be explained by a combination of adiabatic cooling [cf. 98] and high-latitude effects. Within a structured jet, the energy dissipation that gives rise to the prompt emission may, in the wider regions where the bulk Lorentz factor is  $\lesssim 30$ , occur below the photospheric radius,  $R_p$ . If this dissipation radius,  $R_d$ , is below the photosphere, photons will be coupled to the plasma until the optical depth reaches unity. Unless the condition for efficient thermalisation is met the resultant emission will have a lower luminosity and a spectral peak energy  $\propto (R_p/R_d)^{-2/3}$  [99].

It is not clear how the exponential profile relates to EE in the BAT bandpass, though we note that Figure 3 suggests that  $\tau_{E_p}$  may be under-estimated and perhaps includes the EE phase before the turnover. Indeed, the turnover of the BAT light curve coincides with the faster-evolving break (identified here as  $\nu_m$ ) exiting the BAT bandpass.  $t_{90}$ , which measures the  $\gamma$ -ray duration exclusively, is highly variable across the EE sample (e.g. Table 2), and this may point towards less uniform behaviour from  $\nu_m$ , corresponding to a greater diversity in IPC durations, which is indeed observed. However,  $t_{90}$  is also subject to other effects like redshift or viewing angle, which would serve to obfuscate the implied correlation between the durations of the IPC and of EE at X-ray frequencies.

## Declarations

**Acknowledgments.** We thank Adam Goldstein for his insights into fitting GBM data. We thank Scott Barthelmy, David Palmer, Amy Lien and Donggeun Tak for discussions on the performance of BAT. We would like to thank Gabriele Ghisellini for fruitful discussions on emission physics.

The work makes use of data supplied by the UK *Swift* Science Data Centre at the University of Leicester and the *Neil Gehrels Swift Observatory*.

This research has made use of data obtained through the High Energy Astrophysics Science Archive Research Center Online Service provided by the NASA/Goddard Space Flight Center, and specifically this work has made use of public *Fermi*-GBM data.

B. Gompertz and M. Nicholl are supported by the European Research Council (ERC) under the European Union’s Horizon 2020 research and innovation programme (grant agreement No. 948381). M. Nicholl acknowledges a Turing Fellowship. A.J. Levan and D.B. Malesani are supported by the European Research Council (ERC) under the European Union’s Horizon 2020 research and innovation programme (grant agreement No. 725246). The Cosmic Dawn Center is funded by the Danish National Research Foundation under grant No. 140. G. Lamb is supported by the UK Science Technology and Facilities Council grant, ST/S000453/1. The Fong Group at Northwestern acknowledges support by the National Science Foundation under grant Nos. AST-1814782, AST-1909358 and CAREER grant No. AST-2047919. W.F. gratefully acknowledges support by the David and Lucile Packard Foundation. P.A. Evans and K.L. Page acknowledge funding from the UK Space Agency.

**Data Availability.** The majority of data generated or analysed during this study are included in this published article (and its supplementary information files). *Swift* and *Fermi* data may be downloaded from the UK *Swift* Science Data Centre (<https://www.swift.ac.uk/>) and the online HEARSAC archive at <https://heasarc.gsfc.nasa.gov/W3Browse/fermi/fermigbrst.html>. Additional data is available upon reasonable request.

**Code Availability.** The codes used in this publication are all publicly available. Fitting was performed in XSPEC [16], available from <https://heasarc.gsfc.nasa.gov/xanadu/xspec/>. *Swift* tools are available from <https://heasarc.gsfc.nasa.gov/lheasoft/>, and *Fermi* tools from <https://fermi.gsfc.nasa.gov/ssc/data/analysis/scitools/gtburst.html>. The 2SBPL model is published in [17]. Plots were created using MATPLOTLIB [100] in PYTHON v3.9.7.

**Conflict of interest.** We declare no conflicts of interests.

**Authors’ Contributions.** B.P.G. extracted the *Swift* data, performed the spectral analysis, provided the interpretation of the spectral evolution and the EE context, and wrote the text. M.E.R. extracted the *Fermi* data, performed the spectral analysis, provided the interpretation on the emission physics, and co-wrote the text. M.N. and A.J.L. contributed vital insights into the direction of the study and co-wrote the text. B.D.M. provided theoretical interpretation,

insights into the progenitor, and contributed to the text. S.R.O. performed the afterglow SED fits, reduced the UVOT data and contributed to the text. G.P.L. provided theoretical interpretation, self-consistency checks of the physics, and made contributions to the text. D.B.M. helped with the interpretation of the emission physics and in writing the text. W.F., J.C.R., N.R.T., P.G.J. and A.P. helped in the discussion and writing of the text. P.A.E. and K.L.P. provided insights into *Swift* data reduction and handling, and commented on the text.

**Supplementary Information.** Supplementary Information is available for this paper.

## Supplementary Tables

2SBPL									
Epoch	$\alpha_1$	$E_b$	$\alpha_2$	$E_p$	$\beta$	$N_H$	fit	dof	
(s)		(keV)		(keV)		( $10^{20} \text{ cm}^{-2}$ )	statistic		
$1.0 \pm 1.0$	$0.69 \pm 0.32$	$21.0 \pm 8.8$	$1.50 \pm 0.06$	$2411.3 \pm 602.0$	$4.74 \pm 1.87$	—	315	353	
$3.0 \pm 1.0$	$0.54 \pm 0.07$	$46.7 \pm 8.2$	$1.40 \pm 0.04$	$951.6 \pm 47.4$	$2.74 \pm 0.08$	—	480	353	
$5.0 \pm 1.0$	$0.39 \pm 0.10$	$30.7 \pm 3.3$	$1.49 \pm 0.03$	$721.0 \pm 47.5$	$2.89 \pm 0.11$	—	401	353	
$7.0 \pm 1.0$	$0.48 \pm 0.03$	$64.3 \pm 4.9$	$1.44 \pm 0.02$	$1543.0 \pm 47.5$	$3.09 \pm 0.07$	—	496	353	
$9.0 \pm 1.0$	$0.33 \pm 0.09$	$30.0 \pm 2.7$	$1.49 \pm 0.02$	$1053.6 \pm 72.0$	$2.90 \pm 0.12$	—	378	353	
$11.0 \pm 1.0$	$0.31 \pm 0.12$	$28.5 \pm 2.4$	$1.78 \pm 0.04$	$567.1 \pm 135.7$	$2.99 \pm 0.36$	—	387	353	
$14.0 \pm 2.0$	$0.27 \pm 0.37$	$19.9 \pm 3.6$	$1.84 \pm 0.29$	$257.3 \pm 205.7$	$2.29 \pm 0.52$	—	378	353	
$17.0 \pm 1.0$	$0.35 \pm 0.25$	$20.6 \pm 4.2$	$1.64 \pm 0.09$	$275.0 \pm 40.9$	$2.74 \pm 0.23$	—	391	353	
$19.0 \pm 1.0$	$0.39 \pm 0.12$	$27.2 \pm 2.8$	$1.68 \pm 0.04$	$580.0 \pm 86.5$	$3.02 \pm 0.28$	—	389	353	
$21.0 \pm 1.0$	$0.30 \pm 0.16$	$23.8 \pm 2.9$	$1.69 \pm 0.06$	$319.6 \pm 45.8$	$2.89 \pm 0.25$	—	366	353	
$23.0 \pm 1.0$	$0.35 \pm 0.14$	$24.2 \pm 2.6$	$1.73 \pm 0.05$	$335.2 \pm 51.5$	$3.04 \pm 0.30$	—	363	353	
$25.0 \pm 1.0$	$0.34 \pm 0.14$	$24.8 \pm 2.7$	$1.75 \pm 0.05$	$305.5 \pm 47.9$	$3.01 \pm 0.29$	—	353	353	
$28.0 \pm 2.0$	$0.49 \pm 0.09$	$24.3 \pm 0.9$	$1.98 \pm 0.02$	$83.9 \pm 30.3$	$3.26 \pm 0.67$	—	393	353	
$32.0 \pm 2.0$	$0.18 \pm 0.46$	$17.2 \pm 3.7$	$1.85 \pm 0.24$	$69.8 \pm 16.9$	$2.61 \pm 0.39$	—	341	353	
$36.0 \pm 2.0$	$0.19 \pm 0.18$	$20.2 \pm 1.6$	$1.89 \pm 0.04$	$225.6 \pm 50.9$	$3.99 \pm 0.73$	—	381	353	
$40.0 \pm 2.0$	$0.23 \pm 0.47$	$17.6 \pm 4.2$	$1.85 \pm 0.25$	$76.3 \pm 15.9$	$2.64 \pm 0.42$	—	331	353	
Band									
Epoch	$\alpha$			$E_p$	$\beta$	$N_H$	fit	dof	
(s)				(keV)		( $10^{20} \text{ cm}^{-2}$ )	statistic		
$44.0 \pm 2.0$	$0.67 \pm 0.39$	—	—	$37.7 \pm 3.06$	$2.23 \pm 0.05$	—	334	355	
$48.0 \pm 2.0$	$0.67 \pm 0.47$	—	—	$42.2 \pm 5.61$	$2.14 \pm 0.05$	—	337	355	
$55.0 \pm 5.0$	$0.85 \pm 0.19$	—	—	$35.5 \pm 2.29$	$2.24 \pm 0.05$	—	384	355	
$65.0 \pm 5.0$	$0.92 \pm 0.35$	—	—	$36.4 \pm 4.32$	$2.18 \pm 0.08$	—	317	355	
$85.0 \pm 5.0$	$0.88 \pm 0.13$	—	—	$7.74 \pm 0.81$	$2.58 \pm 0.11$	$4.81 \pm 3.99$	373	453	
$95.0 \pm 5.0$	$0.92 \pm 0.17$	—	—	$5.81 \pm 0.83$	$2.62 \pm 0.15$	$< 13.1$	468	530	
$105.0 \pm 5.0$	$0.63 \pm 0.75$	—	—	$4.59 \pm 0.54$	$2.42 \pm 0.10$	$< 11.7$	442	445	
$115.0 \pm 5.0$	$0.87 \pm 0.30$	—	—	$4.88 \pm 0.89$	$2.28 \pm 0.12$	$< 20.0$	468	616	
$125.0 \pm 5.0$	$0.71 \pm 0.63$	—	—	$3.30 \pm 0.37$	$2.56 \pm 0.54$	$< 14.1$	310	408	
$135.0 \pm 5.0$	$1.06 \pm 0.35$	—	—	$4.04 \pm 0.67$	$2.61 \pm 0.74$	$< 15.2$	375	567	
$150.0 \pm 10.0$	$1.15 \pm 0.15$	—	—	$3.31 \pm 0.49$	$2.47 \pm 0.39$	0	372	427	
$170.0 \pm 10.0$	$1.37 \pm 0.14$	—	—	$2.51 \pm 0.30$	$2.73 \pm 0.41$	0	348	478	
Power-law									
Epoch					$\beta$	$N_H$	fit	dof	
(s)						( $10^{20} \text{ cm}^{-2}$ )	statistic		
$75.0 \pm 5.0$	—	—	—	—	$2.18 \pm 0.04$	—	360	357	
$190.0 \pm 10.0$	—	—	—	—	$2.38 \pm 0.11$	$9.52 \pm 2.20$	297	573	
$210.0 \pm 10.0$	—	—	—	—	$2.42 \pm 0.08$	$8.33 \pm 1.51$	345	528	
$230.0 \pm 10.0$	—	—	—	—	$2.86 \pm 0.13$	$8.46 \pm 2.03$	311	630	
$250.0 \pm 10.0$	—	—	—	—	$3.33 \pm 0.18$	$11.6 \pm 2.64$	228	714	
$270.0 \pm 10.0$	—	—	—	—	$3.46 \pm 0.20$	$14.0 \pm 3.05$	181	251	
$290.0 \pm 10.0$	—	—	—	—	$3.55 \pm 0.28$	$13.4 \pm 4.08$	122	523	
Afterglow	—	—	—	—	$1.56 \pm 0.07$	$1.19 \pm 1.61$	337	425	

**Table 1** Fitting results. Fits are grouped by model type and so are not necessarily in chronological order.

GRB	$z$	$t_{90}$ (s)	$E_{\text{iso}}$ (erg)
050724	0.257	$98.7 \pm 8.6$	$1.71^{+0.13}_{-0.12} \times 10^{50}$
060614	0.125	$109.1 \pm 3.4$	$7.65^{+0.36}_{-0.33} \times 10^{50}$
061006	0.438	$129.8 \pm 30.7$	$6.74^{+0.41}_{-0.41} \times 10^{50}$
061210	0.41	$85.2 \pm 13.1$	$4.22^{+0.42}_{-0.41} \times 10^{50}$
070714B	0.923	$65.6 \pm 9.5$	$1.16^{+0.09}_{-0.09} \times 10^{51}$
071227	0.381	$142.5 \pm 48.4$	$1.96^{+0.30}_{-0.29} \times 10^{50}$
150424A	0.3	$81.1 \pm 17.5$	$6.25^{+0.65}_{-0.57} \times 10^{50}$
211211A	0.076	$51.4 \pm 0.8$	$2.06^{+0.03}_{-0.02} \times 10^{51}$
211227A	0.228	$83.8 \pm 8.5$	$1.14^{+0.03}_{-0.03} \times 10^{51}$

**Table 2** Known EE GRBs from [5, 32, 90]. Values for  $t_{90}$  are taken from [90, 101]. Here,  $E_{\text{iso}}$  is calculated in the 15 – 150 keV bandpass for consistency across all GRBs in the sample, and assumes a time-averaged spectrum.

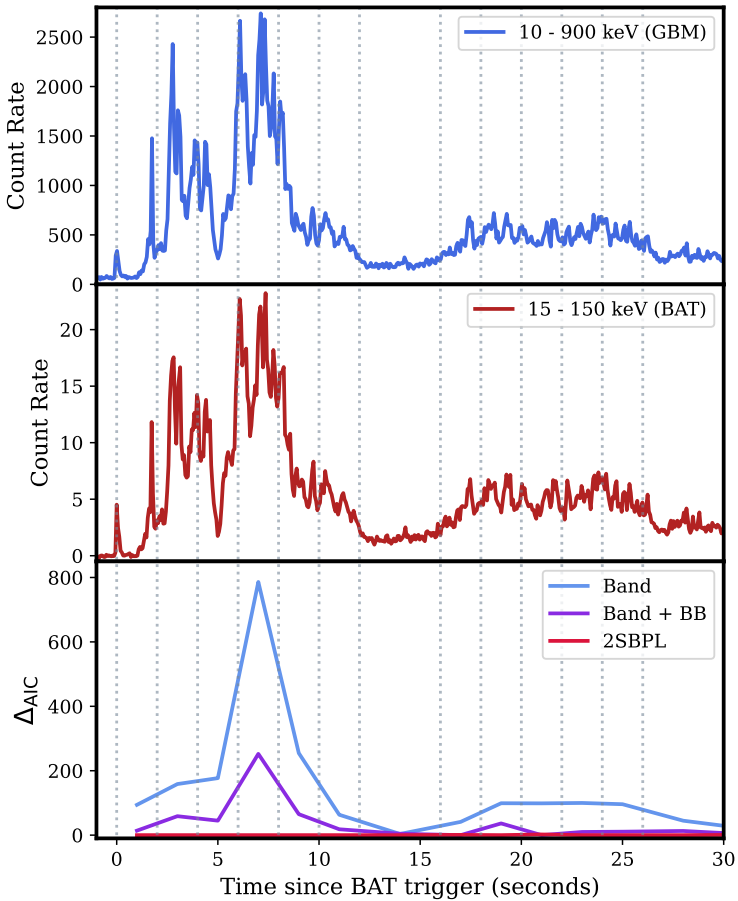
Epoch (s)	$\alpha$	$E_c$ (keV)	$\beta$	fit statistic	dof	$\Delta_{\text{AIC}}$
$1.0 \pm 1.0$	$1.41 \pm 0.02$	$3561.9 \pm 1034.6$	$< 3.4 \times 10^5$	413	355	94
$3.0 \pm 1.0$	$0.92 \pm 0.01$	$624.4 \pm 25.6$	$2.35 \pm 0.04$	642	355	159
$5.0 \pm 1.0$	$1.02 \pm 0.01$	$453.5 \pm 23.2$	$2.36 \pm 0.05$	582	355	177
$7.0 \pm 1.0$	$0.86 \pm 0.01$	$716.9 \pm 20.3$	$2.22 \pm 0.02$	1286	355	786
$9.0 \pm 1.0$	$1.02 \pm 0.01$	$471.9 \pm 26.8$	$2.15 \pm 0.03$	637	355	255
$11.0 \pm 1.0$	$0.42 \pm 0.09$	$50.0 \pm 6.04$	$1.85 \pm 0.02$	455	355	63
$14.0 \pm 2.0$	$0.16 \pm 0.23$	$23.3 \pm 4.62$	$1.92 \pm 0.02$	386	355	4
$17.0 \pm 1.0$	$1.14 \pm 0.03$	$210.1 \pm 21.7$	$2.26 \pm 0.08$	435	355	41
$19.0 \pm 1.0$	$1.00 \pm 0.03$	$184.7 \pm 16.2$	$2.05 \pm 0.04$	492	355	99
$21.0 \pm 1.0$	$1.07 \pm 0.03$	$180.9 \pm 15.7$	$2.18 \pm 0.06$	466	355	99
$23.0 \pm 1.0$	$1.00 \pm 0.04$	$133.1 \pm 12.7$	$2.05 \pm 0.04$	467	355	100
$25.0 \pm 1.0$	$0.80 \pm 0.05$	$83.7 \pm 8.32$	$1.97 \pm 0.03$	453	355	96
$28.0 \pm 2.0$	$0.76 \pm 0.09$	$50.0 \pm 5.96$	$2.09 \pm 0.03$	442	355	45
$32.0 \pm 2.0$	$0.72 \pm 0.14$	$37.2 \pm 6.17$	$2.09 \pm 0.03$	357	355	13
$36.0 \pm 2.0$	$0.67 \pm 0.13$	$42.0 \pm 6.79$	$1.96 \pm 0.02$	434	355	54
$40.0 \pm 2.0$	$0.66 \pm 0.14$	$36.0 \pm 5.92$	$2.07 \pm 0.03$	351	355	15
$44.0 \pm 2.0$	$0.58 \pm 0.23$	$25.0 \pm 5.58$	$2.16 \pm 0.03$	339	355	2
$48.0 \pm 2.0$	$0.55 \pm 0.28$	$23.8 \pm 6.49$	$2.07 \pm 0.03$	339	355	0

**Table 3** Best spectral fits obtained with the Band function during the IPC and EE phases. The Band function features a low and high energy photon index  $\alpha$  and  $\beta$ , respectively.  $E_c$  is the characteristic energy, related to the peak by  $E_c = E_p/(2 + \alpha)$ . The  $\Delta_{\text{AIC}}$  column gives the AIC relative to the best fitting model, where  $\Delta_{\text{AIC}} > 4$  is disfavoured and  $\Delta_{\text{AIC}} > 10$  indicates no support for the model.

Model	$\beta$	$N_{\mathrm{H}}$ ( $10^{20} \mathrm{cm}^{-2}$ )	$E(B - V)$ (mag)	$E_b$ (keV)	$\chi^2$ (dof)	Null Hypothesis Probability
MW/POW	$1.22^{+0.03}_{-0.03}$	$< 3.45$	$0.03^{+0.03}_{-0.03}$	—	53 (32)	0.012
LMC/POW	$1.22^{+0.03}_{-0.03}$	$< 3.45$	$0.03^{+0.03}_{-0.03}$	—	53 (32)	0.011
SMC/POW	$1.21^{+0.02}_{-0.02}$	$< 3.35$	$0.02^{+0.03}_{-0.02}$	—	53 (32)	0.01
MW/BKP	$1.48^{+0.11}_{-0.07}$	$0.74^{+4.00}_{-0.74}$	$0.06^{+0.04}_{-0.04}$	$0.02^{+0.02}_{-0.01}$	34 (31)	0.341
LMC/BKP	$1.48^{+0.11}_{-0.07}$	$0.74^{+4.00}_{-0.74}$	$0.06^{+0.03}_{-0.03}$	$0.02^{+0.02}_{-0.01}$	33 (31)	0.355
SMC/BKP	$1.48^{+0.11}_{-0.07}$	$0.74^{+4.00}_{-0.74}$	$0.05^{+0.03}_{-0.03}$	$0.03^{+0.02}_{-0.01}$	33 (31)	0.357

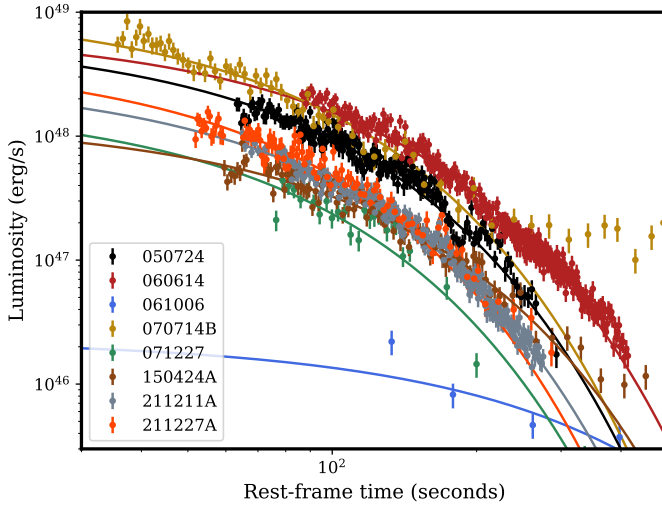
**Table 4** Results from simultaneous UV/optical and X-ray spectral fits for the SMC, LMC and MW dust-extinction law models, for both a power-law (POW) and a broken power-law (BKP) continuum to the 5.5 ks spectral energy distribution. The lower energy photon index of broken-power-law model is fixed to be  $\alpha = 2/3$ , the  $\beta$  listed below is for the higher energy spectral index. The columns are: the model, photon index  $\beta$ , the host galaxy equivalent column density (upper limits are given at  $3\sigma$ ), host  $E(B - V)$ , the break energy for the broken power-law  $E_b$ , the  $\chi^2$  and degree of freedom (dof) of the fit, and finally the null hypothesis probability. We take the fit with the highest value of  $E(B - V)$  (MW/BKP) for our  $3\sigma$  limit in the main text.

## Extended Data

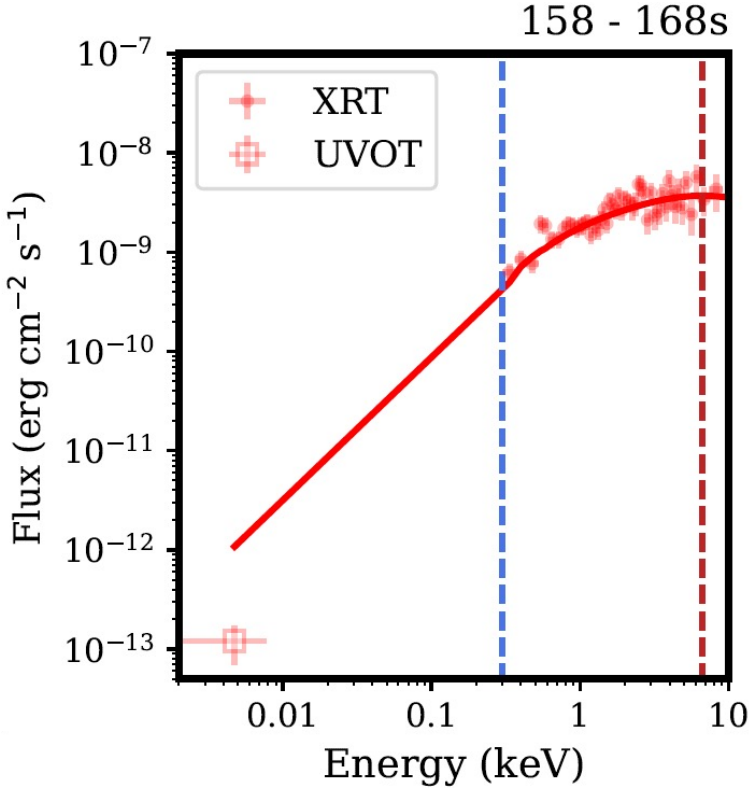


**Fig. 4** Count rate light curves for GBM (top) and BAT (middle) showing the initial pulse complex ( $t \lesssim 12$  s) and EE ( $t \gtrsim 16$  s). The first pulse, on which both detectors triggered, is remarkably weak and is separated from the main emission episode by almost 2 s. It may represent a ‘precursor’ event before the merger. The lower panel shows the relative AIC ( $\Delta_{\text{AIC}}$ ) for the models described in Methods. The preferred model always has  $\Delta_{\text{AIC}} = 0$ . Spectral slices are indicated by the dotted grey lines.





**Fig. 5** The X-ray light curves of the sample in Supplementary Table 2 in luminosity space. They have been all fit with an exponential profile, and show remarkably consistent behaviour with the exception of the poorly-sampled GRB 061006. Combined with the blueprint of spectral evolution found for GRB 211211A in this work, this implies very uniform emission physics.



**Fig. 6** A joint fit of XRT and UVOT data centred around 163 s. The red dashed line marks the position of  $E_p$  in the fit, while  $E_b$  is marked by the blue dashed line. The expected synchrotron photon index of  $2/3$  over-predicts the UV detection by an order of magnitude. This requires a spectral break or an additional source of absorption that cannot be explained by host galaxy extinction along the line of sight (see Methods).

## References

- [1] Kouveliotou, C., Meegan, C.A., Fishman, G.J., Bhat, N.P., Briggs, M.S., Koshut, T.M., Paciesas, W.S., Pendleton, G.N.: Identification of Two Classes of Gamma-Ray Bursts. *ApJ* **413**, 101 (1993). <https://doi.org/10.1086/186969>
- [2] Norris, J.P.: Implications of the Lag-Luminosity Relationship for Unified Gamma-Ray Burst Paradigms. *ApJ* **579**(1), 386–403 (2002) [arXiv:astro-ph/0201503](https://arxiv.org/abs/astro-ph/0201503) [astro-ph]. <https://doi.org/10.1086/342747>
- [3] Norris, J.P., Bonnell, J.T.: Short Gamma-Ray Bursts with Extended Emission. *ApJ* **643**(1), 266–275 (2006) [arXiv:astro-ph/0601190](https://arxiv.org/abs/astro-ph/0601190) [astro-ph]. <https://doi.org/10.1086/502796>
- [4] Norris, J.P., Gehrels, N., Scargle, J.D.: Threshold for Extended Emission in Short Gamma-ray Bursts. *ApJ* **717**(1), 411–419 (2010) [arXiv:0910.2456](https://arxiv.org/abs/0910.2456) [astro-ph.HE]. <https://doi.org/10.1088/0004-637X/717/1/411>
- [5] Gompertz, B.P., O’Brien, P.T., Wynn, G.A., Rowlinson, A.: Can magnetar spin-down power extended emission in some short GRBs? *MNRAS* **431**(2), 1745–1751 (2013) [arXiv:1302.3643](https://arxiv.org/abs/1302.3643) [astro-ph.HE]. <https://doi.org/10.1093/mnras/stt293>
- [6] Ahumada, T., Singer, L.P., Anand, S., Coughlin, M.W., Kasliwal, M.M., Ryan, G., Andreoni, I., Cenko, S.B., Fremling, C., Kumar, H., Pang, P.T.H., Burns, E., Cunningham, V., Dichiara, S., Dietrich, T., Svinikin, D.S., Almualla, M., Castro-Tirado, A.J., De, K., Dunwoody, R., Gatkine, P., Hammerstein, E., Iyyani, S., Mangan, J., Perley, D., Purkayastha, S., Bellm, E., Bhalerao, V., Bolin, B., Bulla, M., Cannella, C., Chandra, P., Duev, D.A., Frederiks, D., Gal-Yam, A., Graham, M., Ho, A.Y.Q., Hurley, K., Karambelkar, V., Kool, E.C., Kulkarni, S.R., Mahabal, A., Masci, F., McBreen, S., Pandey, S.B., Reusch, S., Ridnaia, A., Rosnet, P., Rusholme, B., Carracedo, A.S., Smith, R., Soumagnac, M., Stein, R., Troja, E., Tsvetkova, A., Walters, R., Valeev, A.F.: Discovery and confirmation of the shortest gamma-ray burst from a collapsar. *Nature Astronomy* **5**, 917–927 (2021) [arXiv:2105.05067](https://arxiv.org/abs/2105.05067) [astro-ph.HE]. <https://doi.org/10.1038/s41550-021-01428-7>
- [7] Rastinejad, J.C., Gompertz, B.P., Levan, A.J., Fong, W., Nicholl, M., Lamb, G.P., Malesani, D.B., Nugent, A.E., Oates, S.R., Tanvir, N.R., de Ugarte Postigo, A., Kilpatrick, C.D., Moore, C.J., Metzger, B.D., Rava-sio, M.E., Rossi, A., Schroeder, G., Jencson, J., Sand, D.J., Smith, N., Agüí Fernández, J.F., Berger, E., Blanchard, P.K., Chornock, R., Cobb, B.E., De Pasquale, M., Fynbo, J.P.U., Izzo, L., Kann, D.A., Laskar, T., Marini, E., Paterson, K., Rouco Escorial, A., Sears, H.M., Thöne, C.C.:

A Kilonova Following a Long-Duration Gamma-Ray Burst at 350 Mpc.  
arXiv e-prints, 2204–10864 (2022) [arXiv:2204.10864](https://arxiv.org/abs/2204.10864) [astro-ph.HE]

- [8] Mangan, J., Dunwoody, R., Meegan, C., Fermi GBM Team: GRB 211211A: Fermi GBM observation. GRB Coordinates Network **31210**, 1 (2021)
- [9] Stamatikos, M., Barthelmy, S.D., D’Ai, A., Krimm, H.A., Laha, S., Lien, A.Y., Markwardt, C.B., Palmer, D.M., Parsotan, T., Sakamoto, T.: GRB 211211A: Swift-BAT refined analysis. GRB Coordinates Network **31209**, 1 (2021)
- [10] Burrows, D.N., Hill, J.E., Nousek, J.A., Kennea, J.A., Wells, A., Osborne, J.P., Abbey, A.F., Beardmore, A., Mukerjee, K., Short, A.D.T., Chincarini, G., Campana, S., Citterio, O., Moretti, A., Pagani, C., Tagliaferri, G., Giommi, P., Capalbi, M., Tamburelli, F., Angelini, L., Cusumano, G., Bräuninger, H.W., Burkert, W., Hartner, G.D.: The Swift X-Ray Telescope. *Space Sci. Rev.* **120**(3-4), 165–195 (2005) [arXiv:astro-ph/0508071](https://arxiv.org/abs/astro-ph/0508071) [astro-ph]. <https://doi.org/10.1007/s11214-005-5097-2>
- [11] D’Ai, A., Ambrosi, E., D’Elia, V., Gropp, J.D., Kennea, J.A., Kuin, N.P.M., Lien, A.Y., Marshall, F.E., Page, K.L., Palmer, D.M., Parsotan, T.M., Sbarufatti, B., Neil Gehrels Swift Observatory Team: GRB 211211A: Swift detection of a bright burst. GRB Coordinates Network **31202**, 1 (2021)
- [12] Roming, P.W.A., Kennedy, T.E., Mason, K.O., Nousek, J.A., Ahr, L., Bingham, R.E., Broos, P.S., Carter, M.J., Hancock, B.K., Huckle, H.E., Hunsberger, S.D., Kawakami, H., Killough, R., Koch, T.S., McLelland, M.K., Smith, K., Smith, P.J., Soto, J.C., Boyd, P.T., Breeveld, A.A., Holland, S.T., Ivanushkina, M., Pryzby, M.S., Still, M.D., Stock, J.: The Swift Ultra-Violet/Optical Telescope. *Space Sci. Rev.* **120**(3-4), 95–142 (2005) [arXiv:astro-ph/0507413](https://arxiv.org/abs/astro-ph/0507413) [astro-ph]. <https://doi.org/10.1007/s11214-005-5095-4>
- [13] Belles, A., D’Ai, A., Swift/UVOT Team: GRB 211211A: Swift/UVOT detection. GRB Coordinates Network **31222**, 1 (2021)
- [14] Abbott, B.P., Abbott, R., Abbott, T.D., Acernese, F., Ackley, K., Adams, C., Adams, T., Addesso, P., Adhikari, R.X., Adya, V.B., Affeldt, C., Afrough, M., Agarwal, B., Agathos, M., Agatsuma, K., Aggarwal, N., Aguiar, O.D., Aiello, L., Ain, A., Ajith, P., Allen, B., Allen, G., Allocca, A., Altin, P.A., Amato, A., Ananyeva, A., Anderson, S.B., Anderson, W.G., Angelova, S.V., Antier, S., Appert, S., Arai, K., Araya, M.C., Areeda, J.S., Arnaud, N., Arun, K.G., Ascenzi, S., Ashton, G., Ast, M., Aston, S.M., Astone, P., Atallah, D.V., Aufmuth, P., Aulbert, C., AultONeal, K., Austin, C., Avila-Alvarez, A., Babak, S., Bacon, P.,

Bader, M.K.M., Bae, S., Bailes, M., Baker, P.T., Baldaccini, F., Ballardini, G., Ballmer, S.W., Banagiri, S., Barayoga, J.C., Barclay, S.E., Barish, B.C., Barker, D., Barkett, K., Barone, F., Barr, B., Barsotti, L., Barsuglia, M., Barta, D., Barthelmy, S.D., Bartlett, J., Bartos, I., Bassiri, R., Basti, A., Batch, J.C., Bawaj, M., Bayley, J.C., Bazzan, M., Bécsy, B., Beer, C., Bejger, M., Belahcene, I., Bell, A.S., Berger, B.K., Bergmann, G., Bernuzzi, S., Bero, J.J., Berry, C.P.L., Bersanetti, D., Bertolini, A., Betzwieser, J., Bhagwat, S., Bhandare, R., Bilenko, I.A., Billingsley, G., Billman, C.R., Birch, J., Birney, R., Birnholtz, O., Biscans, S., Biscoveanu, S., Bisht, A., Bitossi, M., Biwer, C., Bizouard, M.A., Blackburn, J.K., Blackman, J., Blair, C.D., Blair, D.G., Blair, R.M., Bloemen, S., Bock, O., Bode, N., Boer, M., Bogaert, G., Bohe, A., Bondu, F., Bonilla, E., Bonnand, R., Boom, B.A., Bork, R., Boschi, V., Bose, S., Bossie, K., Bouffanais, Y., Bozzi, A., Bradaschia, C., Brady, P.R., Branchesi, M., Brau, J.E., Briant, T., Brillet, A., Brinkmann, M., Brisson, V., Brockill, P., Broida, J.E., Brooks, A.F., Brown, D.A., Brown, D.D., Brunett, S., Buchanan, C.C., Buikema, A., Bulik, T., Bulten, H.J., Buonanno, A., Buskulic, D., Buy, C., Byer, R.L., Cabero, M., Cadonati, L., Cagnoli, G., Cahillane, C., Calderón Bustillo, J., Callister, T.A., Calloni, E., Camp, J.B., Canepa, M., Canizares, P., Cannon, K.C., Cao, H., Cao, J., Capano, C.D., Capocasa, E., Carbognani, F., Caride, S., Carney, M.F., Carullo, G., Casanueva Diaz, J., Casentini, C., Caudill, S., Cavaglià, M., Cavalier, F., Cavalieri, R., Cella, G., Cepeda, C.B., Cerdá-Durán, P., Cerretani, G., Cesarini, E., Chamberlin, S.J., Chan, M., Chao, S., Charlton, P., Chase, E., Chassande-Mottin, E., Chatterjee, D., Chatziioannou, K., Cheeseboro, B.D., Chen, H.Y., Chen, X., Chen, Y., Cheng, H.-P., Chia, H., Chincarini, A., Chiummo, A., Chmiel, T., Cho, H.S., Cho, M., Chow, J.H., Christensen, N., Chu, Q., Chua, A.J.K., Chua, S., Chung, A.K.W., Chung, S., Ciani, G., Ciolfi, R., Cirelli, C.E., Cirone, A., Clara, F., Clark, J.A., Clearwater, P., Cleva, F., Cocchieri, C., Coccia, E., Cohadon, P.-F., Cohen, D., Colla, A., Collette, C.G., Cominsky, L.R., Constancio, M., Conti, L., Cooper, S.J., Corban, P., Corbitt, T.R., Cordero-Carrión, I., Corley, K.R., Cornish, N., Corsi, A., Cortese, S., Costa, C.A., Coughlin, M.W., Coughlin, S.B., Coulon, J.-P., Countryman, S.T., Couvares, P., Covas, P.B., Cowan, E.E., Coward, D.M., Cowart, M.J., Coyne, D.C., Coyne, R., Creighton, J.D.E., Creighton, T.D., Cripe, J., Crowder, S.G., Cullen, T.J., Cumming, A., Cunningham, L., Cuoco, E., Dal Canton, T., Dálya, G., Danilishin, S.L., D'Antonio, S., Danzmann, K., Dasgupta, A., Da Silva Costa, C.F., Dattilo, V., Dave, I., Davier, M., Davis, D., Daw, E.J., Day, B., De, S., DeBra, D., Degallaix, J., De Laurentis, M., Deléglise, S., Del Pozzo, W., Demos, N., Denker, T., Dent, T., De Pietri, R., Dergachev, V., De Rosa, R., DeRosa, R.T., De Rossi, C., DeSalvo, R., de Varona, O., Devenson, J., Dhurandhar, S., Díaz, M.C., Dietrich, T., Di Fiore, L., Di Giovanni, M., Di Girolamo, T., Di Lieto, A., Di Pace, S., Di Palma, I., Di Renzo,

F., Doctor, Z., Dolique, V., Donovan, F., Dooley, K.L., Doravari, S., Dorington, I., Douglas, R., Dovalé Álvarez, M., Downes, T.P., Drago, M., Dreissigacker, C., Driggers, J.C., Du, Z., Ducrot, M., Dudi, R., Dupej, P., Dwyer, S.E., Edo, T.B., Edwards, M.C., Effler, A., Eggenstein, H.-B., Ehrens, P., Eichholz, J., Eikenberry, S.S., Eisenstein, R.A., Essick, R.C., Estevez, D., Etienne, Z.B., Etzel, T., Evans, M., Evans, T.M., Factourovich, M., Fafone, V., Fair, H., Fairhurst, S., Fan, X., Farinon, S., Farr, B., Farr, W.M., Fauchon-Jones, E.J., Favata, M., Fays, M., Fee, C., Fehrmann, H., Feicht, J., Fejer, M.M., Fernandez-Galiana, A., Ferrante, I., Ferreira, E.C., Ferrini, F., Fidecaro, F., Finstad, D., Fiori, I., Fiorucci, D., Fishbach, M., Fisher, R.P., Fitz-Axen, M., Flaminio, R., Fletcher, M., Fong, H., Font, J.A., Forsyth, P.W.F., Forsyth, S.S., Fournier, J.-D., Frasca, S., Frasconi, F., Frei, Z., Freise, A., Frey, R., Frey, V., Fries, E.M., Fritschel, P., Frolov, V.V., Fulda, P., Fyffe, M., Gabbard, H., Gadre, B.U., Gaebel, S.M., Gair, J.R., Gammaitoni, L., Ganija, M.R., Gaonkar, S.G., Garcia-Quiros, C., Garufi, F., Gateley, B., Gaudio, S., Gaur, G., Gayathri, V., Gehrels, N., Gemme, G., Genin, E., Gennai, A., George, D., George, J., Gergely, L., Germain, V., Ghonge, S., Ghosh, A., Ghosh, A., Ghosh, S., Giaime, J.A., Giardina, K.D., Giazotto, A., Gill, K., Glover, L., Goetz, E., Goetz, R., Gomes, S., Goncharov, B., González, G., Gonzalez Castro, J.M., Gopakumar, A., Gorodetsky, M.L., Gosan, S.E., Gosselin, M., Gouaty, R., Grado, A., Graef, C., Granata, M., Grant, A., Gras, S., Gray, C., Greco, G., Green, A.C., Gretarsson, E.M., Groot, P., Grote, H., Grunewald, S., Gruning, P., Guidi, G.M., Guo, X., Gupta, A., Gupta, M.K., Gushwa, K.E., Gustafson, E.K., Gustafson, R., Halim, O., Hall, B.R., Hall, E.D., Hamilton, E.Z., Hammond, G., Haney, M., Hanke, M.M., Hanks, J., Hanna, C., Hannam, M.D., Hanuksela, O.A., Hanson, J., Hardwick, T., Harms, J., Harry, G.M., Harry, I.W., Hart, M.J., Haster, C.-J., Haughian, K., Healy, J., Heidmann, A., Heintze, M.C., Heitmann, H., Hello, P., Hemming, G., Hendry, M., Heng, I.S., Hennig, J., Heptonstall, A.W., Heurs, M., Hild, S., Hinderer, T., Ho, W.C.G., Hoak, D., Hofman, D., Holt, K., Holz, D.E., Hopkins, P., Horst, C., Hough, J., Houston, E.A., Howell, E.J., Hreibi, A., Hu, Y.M., Huerta, E.A., Huet, D., Hughey, B., Husa, S., Huttner, S.H., Huynh-Dinh, T., Indik, N., Inta, R., Intini, G., Isa, H.N., Isac, J.-M., Isi, M., Iyer, B.R., Izumi, K., Jacqmin, T., Jani, K., Jaranowski, P., Jawahar, S., Jiménez-Forteza, F., Johnson, W.W., Johnson-McDaniel, N.K., Jones, D.I., Jones, R., Jonker, R.J.G., Ju, L., Junker, J., Kalaghatgi, C.V., Kalogera, V., Kamai, B., Kandhasamy, S., Kang, G., Kanner, J.B., Kapadia, S.J., Karki, S., Karvinen, K.S., Kasprzack, M., Kastaun, W., Katolik, M., Katsavounidis, E., Katzman, W., Kaufer, S., Kawabe, K., Kéfélian, F., Keitel, D., Kembell, A.J., Kennedy, R., Kent, C., Key, J.S., Khalili, F.Y., Khan, I., Khan, S., Khan, Z., Khazanov, E.A., Kijbunchoo, N., Kim, C., Kim, J.C., Kim, K., Kim, W., Kim, W.S., Kim,

Y.-M., Kimbrell, S.J., King, E.J., King, P.J., Kinley-Hanlon, M., Kirchhoff, R., Kissel, J.S., Kleybolte, L., Klimenko, S., Knowles, T.D., Koch, P., Koehlenbeck, S.M., Koley, S., Kondrashov, V., Kontos, A., Korobko, M., Korth, W.Z., Kowalska, I., Kozak, D.B., Krämer, C., Kringel, V., Krishnan, B., Królak, A., Kuehn, G., Kumar, P., Kumar, R., Kumar, S., Kuo, L., Kutynia, A., Kwang, S., Lackey, B.D., Lai, K.H., Landry, M., Lang, R.N., Lange, J., Lantz, B., Lanza, R.K., Larson, S.L., Lartaux-Vollard, A., Lasky, P.D., Laxen, M., Lazzarini, A., Lazzaro, C., Leaci, P., Leavey, S., Lee, C.H., Lee, H.K., Lee, H.M., Lee, H.W., Lee, K., Lehmann, J., Lenon, A., Leon, E., Leonardi, M., Leroy, N., Letendre, N., Levin, Y., Li, T.G.F., Linker, S.D., Littenberg, T.B., Liu, J., Liu, X., Lo, R.K.L., Lockerbie, N.A., London, L.T., Lord, J.E., Lorenzini, M., Lorette, V., Lormand, M., Losurdo, G., Lough, J.D., Lousto, C.O., Lovelace, G., Lück, H., Lumaca, D., Lundgren, A.P., Lynch, R., Ma, Y., Macas, R., Macfoy, S., Machenschalk, B., MacInnis, M., Macleod, D.M., Magaña Hernandez, I., Magaña-Sandoval, F., Magaña Zertuche, L., Magee, R.M., Majorana, E., Maksimovic, I., Man, N., Mandic, V., Mangano, V., Mansell, G.L., Manske, M., Mantovani, M., Marchesoni, F., Marion, F., Márka, S., Márka, Z., Markakis, C., Markosyan, A.S., Markowitz, A., Maros, E., Marquina, A., Marsh, P., Martelli, F., Martellini, L., Martin, I.W., Martin, R.M., Martynov, D.V., Marx, J.N., Mason, K., Massera, E., Masserot, A., Massinger, T.J., Masso-Reid, M., Mastrogiovanni, S., Matas, A., Matichard, F., Matone, L., Mavalvala, N., Mazumder, N., McCarthy, R., McClelland, D.E., McCormick, S., McCuller, L., McGuire, S.C., McIntyre, G., McIver, J., McManus, D.J., McNeill, L., McRae, T., McWilliams, S.T., Meacher, D., Meadors, G.D., Mehmet, M., Meidam, J., Mejuto-Villa, E., Melatos, A., Mendell, G., Mercer, R.A., Merilh, E.L., Merzougui, M., Meshkov, S., Messenger, C., Messick, C., Metzдорff, R., Meyers, P.M., Miao, H., Michel, C., Middleton, H., Mikhailov, E.E., Milano, L., Miller, A.L., Miller, B.B., Miller, J., Millhouse, M., Milovich-Goff, M.C., Minazzoli, O., Minenkov, Y., Ming, J., Mishra, C., Mitra, S., Mitrofanov, V.P., Mitselmakher, G., Mittleman, R., Moffa, D., Moggi, A., Mogushi, K., Mohan, M., Mohapatra, S.R.P., Molina, I., Montani, M., Moore, C.J., Moraru, D., Moreno, G., Morisaki, S., Morriss, S.R., Mours, B., Mow-Lowry, C.M., Mueller, G., Muir, A.W., Mukherjee, A., Mukherjee, D., Mukherjee, S., Mukund, N., Mullavey, A., Munch, J., Muñiz, E.A., Muratore, M., Murray, P.G., Nagar, A., Napier, K., Nardecchia, I., Naticchioni, L., Nayak, R.K., Neilson, J., Nelemans, G., Nelson, T.J.N., Nery, M., Neunzert, A., Nevin, L., Newport, J.M., Newton, G., Ng, K.K.Y., Nguyen, P., Nguyen, T.T., Nichols, D., Nielsen, A.B., Nissanke, S., Nitz, A., Noack, A., Nocera, F., Nolting, D., North, C., Nuttall, L.K., Oberling, J., O'Dea, G.D., Ogini, G.H., Oh, J.J., Oh, S.H., Ohme, F., Okada, M.A., Oliver, M., Oppermann, P., Oram, R.J., O'Reilly, B., Ormiston, R., Ortega, L.F., O'Shaughnessy, R., Ossokine, S., Ottaway, D.J., Overmier, H., Owen,

B.J., Pace, A.E., Page, J., Page, M.A., Pai, A., Pai, S.A., Palamos, J.R., Palashov, O., Palomba, C., Pal-Singh, A., Pan, H., Pan, H.-W., Pang, B., Pang, P.T.H., Pankow, C., Pannarale, F., Pant, B.C., Paoletti, F., Paoli, A., Papa, M.A., Parida, A., Parker, W., Pascucci, D., Pasqualetti, A., Passaquieti, R., Passuello, D., Patil, M., Patricelli, B., Pearlstone, B.L., Pedraza, M., Pedurand, R., Pekowsky, L., Pele, A., Penn, S., Perez, C.J., Perreca, A., Perri, L.M., Pfeiffer, H.P., Phelps, M., Piccinni, O.J., Pichot, M., Piergiovanni, F., Pierro, V., Pillant, G., Pinard, L., Pinto, I.M., Pirello, M., Pitkin, M., Poe, M., Poggiani, R., Popolizio, P., Porter, E.K., Post, A., Powell, J., Prasad, J., Pratt, J.W.W., Pratten, G., Predoi, V., Prestegard, T., Prijatelj, M., Principe, M., Privitera, S., Prix, R., Prodi, G.A., Prokhorov, L.G., Puncken, O., Punturo, M., Puppò, P., Pürner, M., Qi, H., Quetschke, V., Quintero, E.A., Quitzow-James, R., Raab, F.J., Rabeling, D.S., Radkins, H., Raffai, P., Raja, S., Rajan, C., Rajbhandari, B., Rakhmanov, M., Ramirez, K.E., Ramos-Buades, A., Rapagnani, P., Raymond, V., Razzano, M., Read, J., Regimbau, T., Rei, L., Reid, S., Reitze, D.H., Ren, W., Reyes, S.D., Ricci, F., Ricker, P.M., Rieger, S., Riles, K., Rizzo, M., Robertson, N.A., Robie, R., Robinet, F., Rocchi, A., Rolland, L., Rollins, J.G., Roma, V.J., Romano, J.D., Romano, R., Romel, C.L., Romie, J.H., Rosińska, D., Ross, M.P., Rowan, S., Rüdiger, A., Ruggi, P., Rutins, G., Ryan, K., Sachdev, S., Sadecki, T., Sadeghian, L., Sakellariadou, M., Salconi, L., Saleem, M., Salemi, F., Samajdar, A., Sammut, L., Sampson, L.M., Sanchez, E.J., Sanchez, L.E., Sanchis-Gual, N., Sandberg, V., Sanders, J.R., Sassolas, B., Sathyaprakash, B.S., Saulson, P.R., Sauter, O., Savage, R.L., Sawadsky, A., Schale, P., Scheel, M., Scheuer, J., Schmidt, J., Schmidt, P., Schnabel, R., Schofield, R.M.S., Schönbeck, A., Schreiber, E., Schuette, D., Schulte, B.W., Schutz, B.F., Schwalbe, S.G., Scott, J., Scott, S.M., Seidel, E., Sellers, D., Sengupta, A.S., Sentenac, D., Sequino, V., Sergeev, A., Shaddock, D.A., Shaffer, T.J., Shah, A.A., Shahriar, M.S., Shaner, M.B., Shao, L., Shapiro, B., Shawhan, P., Sheperd, A., Shoemaker, D.H., Shoemaker, D.M., Siellez, K., Siemens, X., Sieniawska, M., Sigg, D., Silva, A.D., Singer, L.P., Singh, A., Singhal, A., Sintès, A.M., Slagmolen, B.J.J., Smith, B., Smith, J.R., Smith, R.J.E., Somala, S., Son, E.J., Sonnenberg, J.A., Sorazu, B., Sorrentino, F., Souradeep, T., Spencer, A.P., Srivastava, A.K., Staats, K., Staley, A., Steinke, M., Steinlechner, J., Steinlechner, S., Steinmeyer, D., Stevenson, S.P., Stone, R., Stops, D.J., Strain, K.A., Stratta, G., Strigin, S.E., Strunk, A., Sturani, R., Stuver, A.L., Summerscales, T.Z., Sun, L., Sunil, S., Suresh, J., Sutton, P.J., Swinkels, B.L., Szczepańczyk, M.J., Tacca, M., Tait, S.C., Talbot, C., Talukder, D., Tanner, D.B., Tápai, M., Taracchini, A., Tasson, J.D., Taylor, J.A., Taylor, R., Tewari, S.V., Theeg, T., Thies, F., Thomas, E.G., Thomas, M., Thomas, P., Thorne, K.A., Thorne: GW170817: Observation of Gravitational Waves from a Binary Neutron Star Inspiral. *Phys. Rev. Lett.* **119**(16), 161101 (2017) [arXiv:1710.05832](https://arxiv.org/abs/1710.05832) [gr-qc].



<https://doi.org/10.1103/PhysRevLett.119.161101>

- [15] Malesani, D.B., Fynbo, J.P.U., de Ugarte Postigo, A., Izzo, L., Fu, S., Xu, D., Zhu, Z., Tanvir, N.R., Djupvik, A.A.: GRB 211211A: NOT optical spectroscopy. *GRB Coordinates Network* **31221**, 1 (2021)
- [16] Arnaud, K.A.: XSPEC: The First Ten Years. In: Jacoby, G.H., Barnes, J. (eds.) *Astronomical Data Analysis Software and Systems V*. *Astronomical Society of the Pacific Conference Series*, vol. 101, p. 17 (1996)
- [17] Ravasio, M.E., Oganessian, G., Ghirlanda, G., Nava, L., Ghisellini, G., Pescalli, A., Celotti, A.: Consistency with synchrotron emission in the bright GRB 160625B observed by Fermi. *A&A* **613**, 16 (2018) [arXiv:1711.03106](https://arxiv.org/abs/1711.03106) [astro-ph.HE]. <https://doi.org/10.1051/0004-6361/201732245>
- [18] Band, D., Matteson, J., Ford, L., Schaefer, B., Palmer, D., Teegarden, B., Cline, T., Briggs, M., Paciesas, W., Pendleton, G., Fishman, G., Kouveliotou, C., Meegan, C., Wilson, R., Lestrade, P.: BATSE Observations of Gamma-Ray Burst Spectra. I. Spectral Diversity. *ApJ* **413**, 281 (1993). <https://doi.org/10.1086/172995>
- [19] Akaike, H.: A New Look at the Statistical Model Identification. *IEEE Transactions on Automatic Control* **19**, 716–723 (1974)
- [20] Burnham, K.P., Anderson, D.R.: Multimodel inference: Understanding aic and bic in model selection. *Sociological Methods & Research* **33**(2), 261–304 (2004) <https://doi.org/10.1177/0049124104268644>. <https://doi.org/10.1177/0049124104268644>
- [21] Rybicki, G.B., Lightman, A.P.: *Radiative Processes in Astrophysics*, (1979)
- [22] Sari, R., Piran, T., Narayan, R.: Spectra and Light Curves of Gamma-Ray Burst Afterglows. *ApJ* **497**(1), 17–20 (1998) [arXiv:astro-ph/9712005](https://arxiv.org/abs/astro-ph/9712005) [astro-ph]. <https://doi.org/10.1086/311269>
- [23] Piran, T.: Gamma-ray bursts and the fireball model. *Phys. Rep.* **314**(6), 575–667 (1999) [arXiv:astro-ph/9810256](https://arxiv.org/abs/astro-ph/9810256) [astro-ph]. [https://doi.org/10.1016/S0370-1573\(98\)00127-6](https://doi.org/10.1016/S0370-1573(98)00127-6)
- [24] Ravasio, M.E., Ghirlanda, G., Nava, L., Ghisellini, G.: Evidence of two spectral breaks in the prompt emission of gamma-ray bursts. *A&A* **625**, 60 (2019) [arXiv:1903.02555](https://arxiv.org/abs/1903.02555) [astro-ph.HE]. <https://doi.org/10.1051/0004-6361/201834987>
- [25] Ronchi, M., Fumagalli, F., Ravasio, M.E., Oganessian, G., Toffano,

- M., Salafia, O.S., Nava, L., Ascenzi, S., Ghirlanda, G., Ghisellini, G.: Rise and fall of the high-energy afterglow emission of GRB 180720B. *A&A* **636**, 55 (2020) [arXiv:1909.10531](#) [astro-ph.HE]. <https://doi.org/10.1051/0004-6361/201936765>
- [26] Burgess, J.M., Bégué, D., Greiner, J., Giannios, D., Bacelj, A., Berlato, F.: Gamma-ray bursts as cool synchrotron sources. *Nature Astronomy* **4**, 174–179 (2020) [arXiv:1810.06965](#) [astro-ph.HE]. <https://doi.org/10.1038/s41550-019-0911-z>
- [27] Toffano, M., Ghirlanda, G., Nava, L., Ghisellini, G., Ravasio, M.E., Oganessian, G.: The slope of the low-energy spectrum of prompt gamma-ray burst emission. *A&A* **652**, 123 (2021) [arXiv:2106.03868](#) [astro-ph.HE]. <https://doi.org/10.1051/0004-6361/202141032>
- [28] Oganessian, G., Nava, L., Ghirlanda, G., Celotti, A.: Detection of Low-energy Breaks in Gamma-Ray Burst Prompt Emission Spectra. *ApJ* **846**(2), 137 (2017) [arXiv:1709.04689](#) [astro-ph.HE]. <https://doi.org/10.3847/1538-4357/aa831e>
- [29] Oganessian, G., Nava, L., Ghirlanda, G., Celotti, A.: Characterization of gamma-ray burst prompt emission spectra down to soft X-rays. *A&A* **616**, 138 (2018) [arXiv:1710.09383](#) [astro-ph.HE]. <https://doi.org/10.1051/0004-6361/201732172>
- [30] Oganessian, G., Nava, L., Ghirlanda, G., Melandri, A., Celotti, A.: Prompt optical emission as a signature of synchrotron radiation in gamma-ray bursts. *A&A* **628**, 59 (2019) [arXiv:1904.11086](#) [astro-ph.HE]. <https://doi.org/10.1051/0004-6361/201935766>
- [31] Lü, H.-J., Zhang, B., Lei, W.-H., Li, Y., Lasky, P.D.: The Millisecond Magnetar Central Engine in Short GRBs. *ApJ* **805**(2), 89 (2015) [arXiv:1501.02589](#) [astro-ph.HE]. <https://doi.org/10.1088/0004-637X/805/2/89>
- [32] Gompertz, B.P., Levan, A.J., Tanvir, N.R.: A Search for Neutron Star-Black Hole Binary Mergers in the Short Gamma-Ray Burst Population. *ApJ* **895**(1), 58 (2020) [arXiv:2001.08706](#) [astro-ph.HE]. <https://doi.org/10.3847/1538-4357/ab8d24>
- [33] Kumar, P., McMahon, E.: A general scheme for modelling  $\gamma$ -ray burst prompt emission. *MNRAS* **384**(1), 33–63 (2008) [arXiv:0802.2704](#) [astro-ph]. <https://doi.org/10.1111/j.1365-2966.2007.12621.x>
- [34] Daigne, F., Bošnjak, Ž., Dubus, G.: Reconciling observed gamma-ray burst prompt spectra with synchrotron radiation? *A&A* **526**, 110 (2011) [arXiv:1009.2636](#) [astro-ph.HE]. <https://doi.org/10.1051/>

0004-6361/201015457

- [35] Beniamini, P., Piran, T.: Constraints on the Synchrotron Emission Mechanism in Gamma-Ray Bursts. *ApJ* **769**(1), 69 (2013) [arXiv:1301.5575 \[astro-ph.HE\]](#). <https://doi.org/10.1088/0004-637X/769/1/69>
- [36] Ghisellini, G., Celotti, A., Lazzati, D.: Constraints on the emission mechanisms of gamma-ray bursts. *MNRAS* **313**(1), 1–5 (2000) [arXiv:astro-ph/9912461 \[astro-ph\]](#). <https://doi.org/10.1046/j.1365-8711.2000.03354.x>
- [37] Piran, T.: Magnetic Fields in Gamma-Ray Bursts: A Short Overview. In: de Gouveia dal Pino, E.M., Lugones, G., Lazarian, A. (eds.) *Magnetic Fields in the Universe: From Laboratory and Stars to Primordial Structures*. American Institute of Physics Conference Series, vol. 784, pp. 164–174 (2005). <https://doi.org/10.1063/1.2077181>
- [38] Shen, R.-F., Zhang, B.: Prompt optical emission and synchrotron self-absorption constraints on emission site of GRBs. *MNRAS* **398**(4), 1936–1950 (2009) [arXiv:0906.2597 \[astro-ph.HE\]](#). <https://doi.org/10.1111/j.1365-2966.2009.15212.x>
- [39] Sari, R., Piran, T.: Predictions for the Very Early Afterglow and the Optical Flash. *ApJ* **520**(2), 641–649 (1999) [arXiv:astro-ph/9901338 \[astro-ph\]](#). <https://doi.org/10.1086/307508>
- [40] Granot, J., Piran, T., Sari, R.: The Synchrotron Spectrum of Fast Cooling Electrons Revisited. *ApJ* **534**(2), 163–166 (2000) [arXiv:astro-ph/0001160 \[astro-ph\]](#). <https://doi.org/10.1086/312661>
- [41] Granot, J., Sari, R.: The Shape of Spectral Breaks in Gamma-Ray Burst Afterglows. *ApJ* **568**(2), 820–829 (2002) [arXiv:astro-ph/0108027 \[astro-ph\]](#). <https://doi.org/10.1086/338966>
- [42] Ghisellini, G., Ghirlanda, G., Oganessian, G., Ascenzi, S., Nava, L., Celotti, A., Salafia, O.S., Ravasio, M.E., Ronchi, M.: Proton-synchrotron as the radiation mechanism of the prompt emission of gamma-ray bursts? *A&A* **636**, 82 (2020) [arXiv:1912.02185 \[astro-ph.HE\]](#). <https://doi.org/10.1051/0004-6361/201937244>
- [43] Narayan, R., Paczynski, B., Piran, T.: Gamma-Ray Bursts as the Death Throes of Massive Binary Stars. *ApJ* **395**, 83 (1992) [arXiv:astro-ph/9204001 \[astro-ph\]](#). <https://doi.org/10.1086/186493>
- [44] Lee, W.H., Ramirez-Ruiz, E., López-Cámara, D.: Phase Transitions and He-Synthesis-Driven Winds in Neutrino Cooled Accretion Disks: Prospects for Late Flares in Short Gamma-Ray Bursts. *ApJ* **699**(2),

- 93–96 (2009) [arXiv:0904.3752](#) [astro-ph.HE]. <https://doi.org/10.1088/0004-637X/699/2/L93>
- [45] Fernández, R., Metzger, B.D.: Nuclear Dominated Accretion Flows in Two Dimensions. I. Torus Evolution with Parametric Microphysics. *ApJ* **763**(2), 108 (2013) [arXiv:1209.2712](#) [astro-ph.HE]. <https://doi.org/10.1088/0004-637X/763/2/108>
- [46] Rosswog, S.: fallback accretion in the aftermath of a compact binary merger. *MNRAS* **376**(1), 48–51 (2007) [arXiv:astro-ph/0611440](#) [astro-ph]. <https://doi.org/10.1111/j.1745-3933.2007.00284.x>
- [47] Desai, D., Metzger, B.D., Foucart, F.: Imprints of r-process heating on fall-back accretion: distinguishing black hole-neutron star from double neutron star mergers. *MNRAS* **485**(3), 4404–4412 (2019) [arXiv:1812.04641](#) [astro-ph.HE]. <https://doi.org/10.1093/mnras/stz644>
- [48] Foucart, F., Hinderer, T., Nisanke, S.: Remnant baryon mass in neutron star-black hole mergers: Predictions for binary neutron star mimickers and rapidly spinning black holes. *Phys. Rev. D* **98**(8), 081501 (2018) [arXiv:1807.00011](#) [astro-ph.HE]. <https://doi.org/10.1103/PhysRevD.98.081501>
- [49] Kisaka, S., Ioka, K.: Long-lasting Black Hole Jets in Short Gamma-Ray Bursts. *ApJ* **804**(1), 16 (2015) [arXiv:1503.06791](#) [astro-ph.HE]. <https://doi.org/10.1088/2041-8205/804/1/L16>
- [50] Metzger, B.D., Quataert, E., Thompson, T.A.: Short-duration gamma-ray bursts with extended emission from protomagnetar spin-down. *MNRAS* **385**(3), 1455–1460 (2008) [arXiv:0712.1233](#) [astro-ph]. <https://doi.org/10.1111/j.1365-2966.2008.12923.x>
- [51] Giacomazzo, B., Perna, R.: Formation of Stable Magnetars from Binary Neutron Star Mergers. *ApJ* **771**(2), 26 (2013) [arXiv:1306.1608](#) [astro-ph.HE]. <https://doi.org/10.1088/2041-8205/771/2/L26>
- [52] Gompertz, B.P., O’Brien, P.T., Wynn, G.A.: Magnetar powered GRBs: explaining the extended emission and X-ray plateau of short GRB light curves. *MNRAS* **438**(1), 240–250 (2014) [arXiv:1311.1505](#) [astro-ph.HE]. <https://doi.org/10.1093/mnras/stt2165>
- [53] Bucciantini, N., Metzger, B.D., Thompson, T.A., Quataert, E.: Short gamma-ray bursts with extended emission from magnetar birth: jet formation and collimation. *MNRAS* **419**(2), 1537–1545 (2012) [arXiv:1106.4668](#) [astro-ph.HE]. <https://doi.org/10.1111/j.1365-2966.2011.19810.x>

- [54] Metzger, B.D., Giannios, D., Thompson, T.A., Bucciantini, N., Quataert, E.: The protomagnetar model for gamma-ray bursts. *MNRAS* **413**(3), 2031–2056 (2011) [arXiv:1012.0001](#) [astro-ph.HE]. <https://doi.org/10.1111/j.1365-2966.2011.18280.x>
- [55] Pons, J.A., Reddy, S., Prakash, M., Lattimer, J.M., Miralles, J.A.: Evolution of Proto-Neutron Stars. *ApJ* **513**(2), 780–804 (1999) [arXiv:astro-ph/9807040](#) [astro-ph]. <https://doi.org/10.1086/306889>
- [56] Gehrels, N., Chincarini, G., Giommi, P., Mason, K.O., Nousek, J.A., Wells, A.A., White, N.E., Barthelmy, S.D., Burrows, D.N., Cominsky, L.R., Hurley, K.C., Marshall, F.E., Mészáros, P., Roming, P.W.A., Angelini, L., Barbier, L.M., Belloni, T., Campana, S., Caraveo, P.A., Chester, M.M., Citterio, O., Cline, T.L., Cropper, M.S., Cummings, J.R., Dean, A.J., Feigelson, E.D., Fenimore, E.E., Frail, D.A., Fruchter, A.S., Garmire, G.P., Gendreau, K., Ghisellini, G., Greiner, J., Hill, J.E., Hunsberger, S.D., Krimm, H.A., Kulkarni, S.R., Kumar, P., Lebrun, F., Lloyd-Ronning, N.M., Markwardt, C.B., Mattson, B.J., Mushotzky, R.F., Norris, J.P., Osborne, J., Paczynski, B., Palmer, D.M., Park, H.-S., Parsons, A.M., Paul, J., Rees, M.J., Reynolds, C.S., Rhoads, J.E., Sassee, T.P., Schaefer, B.E., Short, A.T., Smale, A.P., Smith, I.A., Stella, L., Tagliaferri, G., Takahashi, T., Tashiro, M., Townsley, L.K., Tueller, J., Turner, M.J.L., Vietri, M., Voges, W., Ward, M.J., Willingale, R., Zerbi, F.M., Zhang, W.W.: The Swift Gamma-Ray Burst Mission. *ApJ* **611**(2), 1005–1020 (2004) [arXiv:astro-ph/0405233](#) [astro-ph]. <https://doi.org/10.1086/422091>
- [57] Gruber, D., Goldstein, A., Weller von Ahlefeld, V., Narayana Bhat, P., Bissaldi, E., Briggs, M.S., Byrne, D., Cleveland, W.H., Connaughton, V., Diehl, R., Fishman, G.J., Fitzpatrick, G., Foley, S., Gibby, M., Giles, M.M., Greiner, J., Guiriec, S., van der Horst, A.J., von Kienlin, A., Kouveliotou, C., Layden, E., Lin, L., Meegan, C.A., McGlynn, S., Paciesas, W.S., Pelassa, V., Preece, R.D., Rau, A., Wilson-Hodge, C.A., Xiong, S., Younes, G., Yu, H.-F.: The Fermi GBM Gamma-Ray Burst Spectral Catalog: Four Years of Data. *ApJS* **211**(1), 12 (2014) [arXiv:1401.5069](#) [astro-ph.HE]. <https://doi.org/10.1088/0067-0049/211/1/12>
- [58] von Kienlin, A., Meegan, C.A., Paciesas, W.S., Bhat, P.N., Bissaldi, E., Briggs, M.S., Burgess, J.M., Byrne, D., Chaplin, V., Cleveland, W., Connaughton, V., Collazzi, A.C., Fitzpatrick, G., Foley, S., Gibby, M., Giles, M., Goldstein, A., Greiner, J., Gruber, D., Guiriec, S., van der Horst, A.J., Kouveliotou, C., Layden, E., McBreen, S., McGlynn, S., Pelassa, V., Preece, R.D., Rau, A., Tierney, D., Wilson-Hodge, C.A., Xiong, S., Younes, G., Yu, H.-F.: The Second Fermi GBM Gamma-Ray Burst Catalog: The First Four Years. *ApJS* **211**(1), 13 (2014) [arXiv:1401.5080](#) [astro-ph.HE]. <https://doi.org/10.1088/0067-0049/211/1/13>

- [59] von Kienlin, A., Meegan, C.A., Paciesas, W.S., Bhat, P.N., Bissaldi, E., Briggs, M.S., Burns, E., Cleveland, W.H., Gibby, M.H., Giles, M.M., Goldstein, A., Hamburg, R., Hui, C.M., Kocevski, D., Mailyan, B., Malacaria, C., Poolakkil, S., Preece, R.D., Roberts, O.J., Veres, P., Wilson-Hodge, C.A.: The Fourth Fermi-GBM Gamma-Ray Burst Catalog: A Decade of Data. *ApJ* **893**(1), 46 (2020) [arXiv:2002.11460 \[astro-ph.HE\]](#). <https://doi.org/10.3847/1538-4357/ab7a18>
- [60] Narayana Bhat, P., Meegan, C.A., von Kienlin, A., Paciesas, W.S., Briggs, M.S., Burgess, J.M., Burns, E., Chaplin, V., Cleveland, W.H., Collazzi, A.C., Connaughton, V., Diekmann, A.M., Fitzpatrick, G., Gibby, M.H., Giles, M.M., Goldstein, A.M., Greiner, J., Jenke, P.A., Kippen, R.M., Kouveliotou, C., Mailyan, B., McBreen, S., Pelassa, V., Preece, R.D., Roberts, O.J., Sparke, L.S., Stanbro, M., Veres, P., Wilson-Hodge, C.A., Xiong, S., Younes, G., Yu, H.-F., Zhang, B.: The Third Fermi GBM Gamma-Ray Burst Catalog: The First Six Years. *ApJS* **223**(2), 28 (2016) [arXiv:1603.07612 \[astro-ph.HE\]](#). <https://doi.org/10.3847/0067-0049/223/2/28>
- [61] Evans, P.A., Beardmore, A.P., Page, K.L., Tyler, L.G., Osborne, J.P., Goad, M.R., O'Brien, P.T., Vetere, L., Racusin, J., Morris, D., Burrows, D.N., Capalbi, M., Perri, M., Gehrels, N., Romano, P.: An online repository of Swift/XRT light curves of  $\gamma$ -ray bursts. *A&A* **469**(1), 379–385 (2007) [arXiv:0704.0128 \[astro-ph\]](#). <https://doi.org/10.1051/0004-6361:20077530>
- [62] Evans, P.A., Beardmore, A.P., Page, K.L., Osborne, J.P., O'Brien, P.T., Willingale, R., Starling, R.L.C., Burrows, D.N., Godet, O., Vetere, L., Racusin, J., Goad, M.R., Wiersema, K., Angelini, L., Capalbi, M., Chincarini, G., Gehrels, N., Kennea, J.A., Margutti, R., Morris, D.C., Mountford, C.J., Pagani, C., Perri, M., Romano, P., Tanvir, N.: Methods and results of an automatic analysis of a complete sample of Swift-XRT observations of GRBs. *MNRAS* **397**(3), 1177–1201 (2009) [arXiv:0812.3662 \[astro-ph\]](#). <https://doi.org/10.1111/j.1365-2966.2009.14913.x>
- [63] Nasa High Energy Astrophysics Science Archive Research Center (Heasarc): HEASoft: Unified Release of FTOOLS and XANADU (2014)
- [64] Pe'er, A.: Physics of Gamma-Ray Bursts Prompt Emission. *Advances in Astronomy* **2015**, 907321 (2015) [arXiv:1504.02626 \[astro-ph.HE\]](#). <https://doi.org/10.1155/2015/907321>
- [65] Preece, R.D., Briggs, M.S., Mallozzi, R.S., Pendleton, G.N., Paciesas, W.S., Band, D.L.: The Synchrotron Shock Model Confronts a “Line

- of Death” in the BATSE Gamma-Ray Burst Data. *ApJ* **506**(1), 23–26 (1998) [arXiv:astro-ph/9808184](#) [astro-ph]. <https://doi.org/10.1086/311644>
- [66] Cash, W.: Parameter estimation in astronomy through application of the likelihood ratio. *ApJ* **228**, 939–947 (1979). <https://doi.org/10.1086/156922>
- [67] Wilms, J., Allen, A., McCray, R.: On the Absorption of X-Rays in the Interstellar Medium. *ApJ* **542**(2), 914–924 (2000) [arXiv:astro-ph/0008425](#) [astro-ph]. <https://doi.org/10.1086/317016>
- [68] Willingale, R., Starling, R.L.C., Beardmore, A.P., Tanvir, N.R., O’Brien, P.T.: Calibration of X-ray absorption in our Galaxy. *MNRAS* **431**(1), 394–404 (2013) [arXiv:1303.0843](#) [astro-ph.HE]. <https://doi.org/10.1093/mnras/stt175>
- [69] Asquini, L., Campana, S., D’Avanzo, P., Bernardini, M.G., Covino, S., Ghirlanda, G., Ghisellini, G., Melandri, A., Nava, L., Salafia, O.S., Salvaterra, R., Sbarufatti, B., Tagliaferri, G., Vergani, S.D.: X-ray absorbing column densities of a complete sample of short gamma ray bursts. *A&A* **625**, 6 (2019) [arXiv:1903.09041](#) [astro-ph.HE]. <https://doi.org/10.1051/0004-6361/201832998>
- [70] Campana, S., Lazzati, D., Perna, R., Grazia Bernardini, M., Nava, L.: The variable absorption in the X-ray spectrum of GRB 190114C. *A&A* **649**, 135 (2021) [arXiv:2103.05735](#) [astro-ph.HE]. <https://doi.org/10.1051/0004-6361/202140439>
- [71] Mangano, V., Holland, S.T., Malesani, D., Troja, E., Chincarini, G., Zhang, B., La Parola, V., Brown, P.J., Burrows, D.N., Campana, S., Capalbi, M., Cusumano, G., Della Valle, M., Gehrels, N., Giommi, P., Grupe, D., Guidorzi, C., Mineo, T., Moretti, A., Osborne, J.P., Pandey, S.B., Perri, M., Romano, P., Roming, P.W.A., Tagliaferri, G.: Swift observations of GRB 060614: an anomalous burst with a well behaved afterglow. *A&A* **470**(1), 105–118 (2007) [arXiv:0704.2235](#) [astro-ph]. <https://doi.org/10.1051/0004-6361:20077232>
- [72] Beniamini, P., Nava, L., Piran, T.: A revised analysis of gamma-ray bursts’ prompt efficiencies. *MNRAS* **461**(1), 51–59 (2016) [arXiv:1606.00311](#) [astro-ph.HE]. <https://doi.org/10.1093/mnras/stw1331>
- [73] Beloborodov, A.M.: On the Efficiency of Internal Shocks in Gamma-Ray Bursts. *ApJ* **539**(1), 25–28 (2000) [arXiv:astro-ph/0004360](#) [astro-ph]. <https://doi.org/10.1086/312830>

- [74] Cunningham, V., Cenko, S.B., Ryan, G., Vogel, S.N., Corsi, A., Cucchiara, A., Fruchter, A.S., Horesh, A., Kangas, T., Kocevski, D., Perley, D.A., Racusin, J.: GRB 160625B: Evidence for a Gaussian-shaped Jet. *ApJ* **904**(2), 166 (2020) [arXiv:2009.00579](https://arxiv.org/abs/2009.00579) [astro-ph.HE]. <https://doi.org/10.3847/1538-4357/abc2cd>
- [75] Salafia, O.S., Ravasio, M.E., Yang, J., An, T., Orienti, M., Ghirlanda, G., Nava, L., Giroletti, M., Mohan, P., Spinelli, R., Zhang, Y., Marcote, B., Cimò, G., Wu, X., Li, Z.: Multi-wavelength view of the close-by GRB 190829A sheds light on gamma-ray burst physics. *arXiv e-prints*, 2106–07169 (2021) [arXiv:2106.07169](https://arxiv.org/abs/2106.07169) [astro-ph.HE]
- [76] Rees, M.J., Meszaros, P.: Unsteady Outflow Models for Cosmological Gamma-Ray Bursts. *ApJ* **430**, 93 (1994) [arXiv:astro-ph/9404038](https://arxiv.org/abs/astro-ph/9404038) [astro-ph]. <https://doi.org/10.1086/187446>
- [77] Kumar, P.: Gamma-Ray Burst Energetics. *ApJ* **523**(2), 113–116 (1999) [arXiv:astro-ph/9907096](https://arxiv.org/abs/astro-ph/9907096) [astro-ph]. <https://doi.org/10.1086/312265>
- [78] Spada, M., Panaitescu, A., Mészáros, P.: Analysis of Temporal Features of Gamma-Ray Bursts in the Internal Shock Model. *ApJ* **537**(2), 824–832 (2000) [arXiv:astro-ph/9908097](https://arxiv.org/abs/astro-ph/9908097) [astro-ph]. <https://doi.org/10.1086/309048>
- [79] Florou, I., Petropoulou, M., Mastichiadis, A.: A marginally fast-cooling proton-synchrotron model for prompt GRBs. *MNRAS* **505**(1), 1367–1381 (2021) [arXiv:2102.02501](https://arxiv.org/abs/2102.02501) [astro-ph.HE]. <https://doi.org/10.1093/mnras/stab1285>
- [80] Bégué, D., Samuelsson, F., Pe’er, A.: Bethe-Heitler signature in proton synchrotron models for gamma-ray bursts. *arXiv e-prints*, 2112–07231 (2021) [arXiv:2112.07231](https://arxiv.org/abs/2112.07231) [astro-ph.HE]
- [81] Schlafly, E.F., Finkbeiner, D.P.: Measuring Reddening with Sloan Digital Sky Survey Stellar Spectra and Recalibrating SFD. *ApJ* **737**(2), 103 (2011) [arXiv:1012.4804](https://arxiv.org/abs/1012.4804) [astro-ph.GA]. <https://doi.org/10.1088/0004-637X/737/2/103>
- [82] Schady, P., Page, M.J., Oates, S.R., Still, M., de Pasquale, M., Dwelly, T., Kuin, N.P.M., Holland, S.T., Marshall, F.E., Roming, P.W.A.: Dust and metal column densities in gamma-ray burst host galaxies. *MNRAS* **401**, 2773–2792 (2010) [arXiv:0910.2590](https://arxiv.org/abs/0910.2590) [astro-ph.CO]. <https://doi.org/10.1111/j.1365-2966.2009.15861.x>
- [83] Schady, P., Mason, K.O., Page, M.J., De Pasquale, M., Morris, D.C., Romano, P., Roming, P.W.A., Immler, S., vanden Berk, D.E.: Dust and gas in the local environments of gamma-ray bursts. *MNRAS*



- 377**, 273–284 (2007) [arXiv:astro-ph/0702122](https://arxiv.org/abs/astro-ph/0702122). <https://doi.org/10.1111/j.1365-2966.2007.11592.x>
- [84] Schlegel, D.J., Finkbeiner, D.P., Davis, M.: Maps of Dust Infrared Emission for Use in Estimation of Reddening and Cosmic Microwave Background Radiation Foregrounds. *ApJ* **500**, 525 (1998) [arXiv:astro-ph/9710327](https://arxiv.org/abs/astro-ph/9710327). <https://doi.org/10.1086/305772>
- [85] Kalberla, P.M.W., Burton, W.B., Hartmann, D., Arnal, E.M., Bajaja, E., Morras, R., Pöppel, W.G.L.: The Leiden/Argentine/Bonn (LAB) Survey of Galactic HI. Final data release of the combined LDS and IAR surveys with improved stray-radiation corrections. *A&A* **440**, 775–782 (2005) [arXiv:astro-ph/0504140](https://arxiv.org/abs/astro-ph/0504140). <https://doi.org/10.1051/0004-6361:20041864>
- [86] Madau, P.: Radiative transfer in a clumpy universe: The colors of high-redshift galaxies. *ApJ* **441**, 18–27 (1995). <https://doi.org/10.1086/175332>
- [87] Barthelmy, S.D., Chincarini, G., Burrows, D.N., Gehrels, N., Covino, S., Moretti, A., Romano, P., O’Brien, P.T., Sarazin, C.L., Kouveliotou, C., Goad, M., Vaughan, S., Tagliaferri, G., Zhang, B., Antonelli, L.A., Campana, S., Cummings, J.R., D’Avanzo, P., Davies, M.B., Giommi, P., Grupe, D., Kaneko, Y., Kennea, J.A., King, A., Kobayashi, S., Melandri, A., Meszaros, P., Nousek, J.A., Patel, S., Sakamoto, T., Wijers, R.A.M.J.: An origin for short  $\gamma$ -ray bursts unassociated with current star formation. *Nature* **438**(7070), 994–996 (2005) [arXiv:astro-ph/0511579](https://arxiv.org/abs/astro-ph/0511579) [astro-ph]. <https://doi.org/10.1038/nature04392>
- [88] Gehrels, N., Norris, J.P., Barthelmy, S.D., Granot, J., Kaneko, Y., Kouveliotou, C., Markwardt, C.B., Mészáros, P., Nakar, E., Nousek, J.A., O’Brien, P.T., Page, M., Palmer, D.M., Parsons, A.M., Roming, P.W.A., Sakamoto, T., Sarazin, C.L., Schady, P., Stamatikos, M., Woosley, S.E.: A new  $\gamma$ -ray burst classification scheme from GRB060614. *Nature* **444**(7122), 1044–1046 (2006) [arXiv:astro-ph/0610635](https://arxiv.org/abs/astro-ph/0610635) [astro-ph]. <https://doi.org/10.1038/nature05376>
- [89] Perley, D.A., Metzger, B.D., Granot, J., Butler, N.R., Sakamoto, T., Ramirez-Ruiz, E., Levan, A.J., Bloom, J.S., Miller, A.A., Bunker, A., Chen, H.-W., Filippenko, A.V., Gehrels, N., Glazebrook, K., Hall, P.B., Hurley, K.C., Kocevski, D., Li, W., Lopez, S., Norris, J., Piro, A.L., Poznanski, D., Prochaska, J.X., Quataert, E., Tanvir, N.: GRB 080503: Implications of a Naked Short Gamma-Ray Burst Dominated by Extended Emission. *ApJ* **696**(2), 1871–1885 (2009) [arXiv:0811.1044](https://arxiv.org/abs/0811.1044) [astro-ph]. <https://doi.org/10.1088/0004-637X/696/2/1871>

- [90] Lien, A., Sakamoto, T., Barthelmy, S.D., Baumgartner, W.H., Cannizzo, J.K., Chen, K., Collins, N.R., Cummings, J.R., Gehrels, N., Krimm, H.A., Markwardt, C.B., Palmer, D.M., Stamatikos, M., Troja, E., Ukwatta, T.N.: The Third Swift Burst Alert Telescope Gamma-Ray Burst Catalog. *ApJ* **829**(1), 7 (2016) [arXiv:1606.01956](https://arxiv.org/abs/1606.01956) [astro-ph.HE]. <https://doi.org/10.3847/0004-637X/829/1/7>
- [91] Tsang, D., Read, J.S., Hinderer, T., Piro, A.L., Bondarescu, R.: Resonant Shattering of Neutron Star Crusts. *Phys. Rev. Lett.* **108**(1), 011102 (2012) [arXiv:1110.0467](https://arxiv.org/abs/1110.0467) [astro-ph.HE]. <https://doi.org/10.1103/PhysRevLett.108.011102>
- [92] Tsang, D.: Shattering Flares during Close Encounters of Neutron Stars. *ApJ* **777**(2), 103 (2013) [arXiv:1307.3554](https://arxiv.org/abs/1307.3554) [astro-ph.HE]. <https://doi.org/10.1088/0004-637X/777/2/103>
- [93] Neill, D., Newton, W.G., Tsang, D.: Resonant shattering flares as multimessenger probes of the nuclear symmetry energy. *MNRAS* **504**(1), 1129–1143 (2021) [arXiv:2012.10322](https://arxiv.org/abs/2012.10322) [astro-ph.HE]. <https://doi.org/10.1093/mnras/stab764>
- [94] Xiao, S., Zhang, Y.-Q., Zhu, Z.-P., Xiong, S.-L., Gao, H., Xu, D., Zhang, S.-N., Peng, W.-X., Li, X.-B., Zhang, P., Lu, F.-J., Lin, L., Liu, L.-D., Zhang, Z., Ge, M.-Y., Tuo, Y.-L., Xue, W.-C., Fu, S.-Y., Liu, X., Li, A., Wang, T.-C., Zheng, C., Wang, Y., Jiang, S.-Q., Li, J.-D., Liu, J.-C., Cao, Z.-J., Cai, C., Yi, Q.-B., Zhao, Y., Xie, S.-L., Li, C.-K., Luo, Q., Liao, J.-Y., Song, L.-M., Zhang, S., Qu, J.-L., Liu, C.-Z., Li, X.-F., Xu, Y.-P., Li, T.-P.: The quasi-periodically oscillating precursor of a long gamma-ray burst from a binary neutron star merger. *arXiv e-prints*, 2205–02186 (2022) [arXiv:2205.02186](https://arxiv.org/abs/2205.02186) [astro-ph.HE]
- [95] Lü, H.-J., Yuan, H.-Y., Yi, T.-F., Wang, X.-G., Hu, Y.-D., Yuan, Y., Wang, J.-G., Cao, J.-X., Kong, D.-F., Fernandez-García, E., Castro-Tirado, A.J., Lian, J.-S., Gan, W.-P., Wang, S.-Q., Xin, L.-P., Caballero-García, M.D., Fan, Y.-F., Liang, E.-W.: GRB 211227A as a peculiar long gamma-ray burst from compact star merger. *arXiv e-prints*, 2201–06395 (2022) [arXiv:2201.06395](https://arxiv.org/abs/2201.06395) [astro-ph.HE]
- [96] Yang, J., Zhang, B.-B., Ai, S., Liu, Z.-K., Wang, X.L., Li, Y., Lü, H.-J., Zhang, B.: A peculiarly long-duration gamma-ray burst from binary neutron star merger. *arXiv e-prints*, 2204–12771 (2022) [arXiv:2204.12771](https://arxiv.org/abs/2204.12771) [astro-ph.HE]
- [97] Littlejohns, O.M., Tanvir, N.R., Willingale, R., Evans, P.A., O’Brien, P.T., Levan, A.J.: Are gamma-ray bursts the same at high redshift and low redshift? *MNRAS* **436**(4), 3640–3655 (2013) [arXiv:1309.7045](https://arxiv.org/abs/1309.7045) [astro-ph.HE]. <https://doi.org/10.1093/mnras/stt1841>

- [98] Ronchini, S., Oganessian, G., Branchesi, M., Ascenzi, S., Bernardini, M.G., Brighenti, F., Dall’Osso, S., D’Avanzo, P., Ghirlanda, G., Ghisellini, G., Ravasio, M.E., Salafia, O.S.: Spectral index-flux relation for investigating the origins of steep decay in  $\gamma$ -ray bursts. *Nature Communications* **12**, 4040 (2021) [arXiv:2009.03913](#) [astro-ph.HE]. <https://doi.org/10.1038/s41467-021-24246-x>
- [99] Lamb, G.P., Kobayashi, S.: Low- $\Gamma$  Jets from Compact Stellar Mergers: Candidate Electromagnetic Counterparts to Gravitational Wave Sources. *ApJ* **829**(2), 112 (2016) [arXiv:1605.02769](#) [astro-ph.HE]. <https://doi.org/10.3847/0004-637X/829/2/112>
- [100] Hunter, J.D.: Matplotlib: A 2d graphics environment. *Computing in science & engineering* **9**(3), 90–95 (2007)
- [101] Lien, A.Y., Barthelmy, S.D., Krimm, H.A., Laha, S., Markwardt, C.B., Palmer, D.M., Parsotan, T., Sakamoto, T., Stamatikos, M.: GRB 211227A: Swift-BAT refined analysis. *GRB Coordinates Network* **31326**, 1 (2021)