
THE BEDROCK OF BFT: A UNIFIED PLATFORM FOR BFT PROTOCOL DESIGN AND IMPLEMENTATION

Mohammad Javad Amiri¹ Chenyuan Wu¹ Divyakant Agrawal²

Amr El Abbadi² Boon Thau Loo¹ Mohammad Sadoghi³

¹Department of Computer and Information Science, University of Pennsylvania

²Department of Computer Science, University of California Santa Barbara

³Department of Computer Science, University of California Davis

¹{mjamiri, wucy, boonloo}@seas.upenn.edu, ²{agrawal, amr}@cs.ucsb.edu, ³msadoghi@ucdavis.edu

ABSTRACT

Byzantine fault-tolerant protocols cover a broad spectrum of design dimensions from environmental setting on communication topology, to more technical features such as commitment strategy and even fundamental social choice related properties like order fairness. Designing and building BFT protocols remains a laborious task despite of years of intensive research. The proliferation of different BFT protocols has rendered it difficult to navigate BFT landscape, let alone determine the protocol that best meets application needs. This paper presents BEDROCK, a unified platform for BFT protocols design and implementation. BEDROCK exposes an API that presents a set of design choices capturing the trade-offs between different design space dimensions in BFT implementations. Based on user choices, BEDROCK then generates the BFT protocols within the space of plausible choices, evolves current protocols to generate new ones, and even uncovers previously unknown protocols. Our experimental results validate the capability of BEDROCK in deriving existing and new BFT protocols.

1 Introduction

Fault-tolerant protocols have been extensively used by distributed systems to provide robustness and high availability [42, 55, 61, 82, 94, 131, 180]. While cloud systems, such as Google’s Spanner [82], Amazon’s Dynamo [94], and Facebook’s Tao [61], rely on crash fault-tolerant protocols, e.g., Paxos [149], to establish consensus, a Byzantine fault-tolerant (BFT) protocol is a key ingredient in distributed systems with non-trustworthy infrastructures, e.g., permissioned blockchains [1–3, 24, 26, 28–30, 32, 44, 78, 115–117, 124, 147, 196, 203, 206] and even permissionless blockchains [62, 139, 141, 167, 230], distributed file systems [13, 70, 80], locking service [81], firewalls [53, 111, 112, 202, 213, 228], certificate authority systems [234], SCADA systems [40, 138, 188, 233], key-value datastores [51, 98, 114, 127, 202], and key management [170].

Byzantine Fault Tolerant (BFT) protocols use the State Machine Replication (SMR) technique [148, 204] to ensure that non-faulty replicas execute client requests in the same order despite the concurrent failure of f Byzantine replicas. BFT SMR protocols are different along several dimensions, including the number of replicas, processing strategy (i.e., optimistic, pessimistic, or robust), supporting load balancing, etc. While dependencies and trade-offs among these dimensions lead to several design choices, there is currently no unifying tool that provides the foundations for studying and analyzing BFT protocols’ design dimensions and their trade-offs. We envision that such a unifying foundation will be based on an in-depth understanding of existing BFT protocols and trade-offs among dimensions; and include an API that allow protocol designers to choose among several dimensions, and generate a protocol that best fits the characteristics of their applications.

This paper presents BEDROCK, a unified platform that enables us to design, discover, and implement partially asynchronous SMR BFT protocols within the design space of possible variants. It provides an API that enables BFT protocol designers to experiment with BFT protocols and their trade-offs and even derive new protocols. Application developers also can query their required BFT protocol characteristics where the platform responds with a list of candidate BFT protocols that match the given query and is able to generate the BFT protocol that best fits the characteristics of their application.

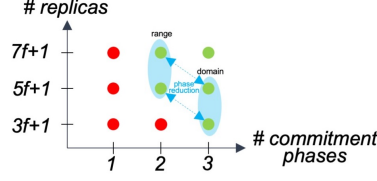


Figure 1: A simplified design space with two dimensions: number of replicas and number of commitment phases. Green dots (●) specify valid points (i.e., BFT protocols) while red dots (●) show invalid points (i.e., impossible protocols). A design choice, i.e., phase reduction (through redundancy), is a one-to-one function that maps a BFT protocol in its domain to another protocol in its range.

In the *design phase*, BEDROCK can be used to understand and navigate the evergrowing BFT landscape to principally compare and differentiate among BFT protocols. BEDROCK presents a design space to characterize BFT protocols based on different dimensions that capture the environmental setting, protocol structure, QoS features and performance optimizations. Each protocol is a plausible point in the design space. In the *implementation phase*, BEDROCK generates protocol implementations that can be used for experimentation and deployment.

Within the design space, BEDROCK defines a set of design choices that demonstrate trade-offs between different dimensions. For example, the communication complexity can be reduced by increasing the number of communication phases or the number of phases can be reduced by adding more replicas. Each design choice expresses a *one-to-one function* to map a plausible input point (i.e., a BFT protocol) to a plausible output point (i.e., a BFT protocol) in the design space.

The BEDROCK tool has several practical uses:

- **Select from existing BFT protocols.** First, BEDROCK supports within one unified platform a wide range of existing BFT protocols including PBFT [71], SBFT [119], HotStuff [229], Kauri [185], Themis [134], Tendermint [64], FaB [173], CheapBFT [132], PoE [122], Zyzzyva [142], Q/U [4], Prime [22] and many other BFT protocols.
- **Evolve one protocol to get new variants.** Second, a key benefit of BEDROCK is in evolving existing protocols to achieve new variants. This incremental design paradigm allows one to adapt a BFT implementation over time to suit the deployment environment. For example, we can derive new protocol variants from the well-known PBFT [71] protocol using a subset of design choices.
- **Uncover new protocols.** Finally, BEDROCK can also enable us to discover *new* protocols in the design space simply by combining different design choices not previously explored. As a proof of concept, we present two new protocol instances: a fast linear BFT protocol (FLB), that establishes consensus in two linear communication phases, and a fast Tree-based balanced BFT protocol (FTB) that supports load balancing.

The paper makes the following contributions.

- **Unified design space.** A design space for BFT protocols and a set of design choices is proposed. Mapping existing BFT protocols to the design space demonstrates the efficacy of the proposed design space in capturing the characteristics of BFT protocols and their design trade-offs. Moreover, studying the design space of BFT protocols leads to identifying the plausible points that have not yet been explored.
- **Unified platform.** We present the design and implementation of BEDROCK, a tool that aims to unify all BFT protocols within a single platform. BEDROCK generates valid BFT protocols by combining different design choices.
- **Implementation and evaluation.** Using BEDROCK, a wide range of BFT protocols, including the new variants, are implemented. Each protocol requires only a small modification to the core protocol that is generated. The experimental evaluation results validate the capability of BEDROCK in deriving existing and new BFT protocols.

The rest of this paper is organized as follows. Section 2 introduces BEDROCK. The design space of BEDROCK and its design choices are presented in Sections 3 and 4. Section 5 maps some of the known BFT protocols and two new BFT protocols, FLB and FTB, to the design space. The implementation of BEDROCK is introduced in Section 6. Section 7 shows the experimental results, Section 8 discusses the related work, and Section 9 concludes the paper.

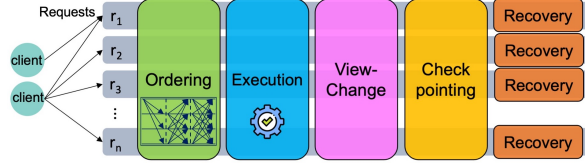


Figure 2: Different stages of replicas in a BFT protocol

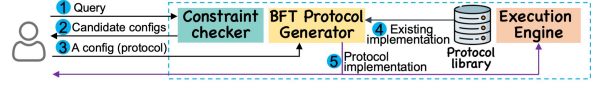


Figure 3: Usage model of BEDROCK

2 System and Usage Model

BEDROCK is a unified platform to design and implement BFT protocols. BEDROCK aims to help application developers generate the BFT protocol that fits the characteristics of their applications. To achieve this goal, the BEDROCK tool makes available the design dimensions of BFT protocols and different design choices, i.e., trade-offs between dimensions, to application designers to tune. Figure 1 presents the relation between design space, dimensions, design choices and protocols in BEDROCK. For the sake of simplicity, we present only two dimensions of the design space, i.e., number of replicas and number of commitment phases (the design space of BEDROCK consists of more than 10 dimensions as described in Section 3). Each dimension, e.g., number of replicas, can take different values, e.g., $3f + 1$, $5f + 1$, $7f + 1$, etc. A BFT protocol is then a point in this design space, e.g., $(3, 3f + 1)$. Note that each dimension not presented in this figure also takes a value.

Moreover, a subset of points represents BFT protocols. In Figure 1, green dots (●) specify valid points (i.e., BFT protocols) while red dots (●) show invalid points (i.e., impossible protocols). For example, there is no (pessimistic) BFT protocol with $3f + 1$ node that commits transactions in a single commitment phase. A design choice (Section 4) is then a one-to-one function that maps a BFT protocol in its domain to another protocol in its range. For example, phase reduction (through redundancy) maps a BFT protocol with $3f + 1$ nodes and 3 phases of communication, e.g., PBFT [71] to a BFT protocol with $5f + 1$ nodes and 2 phases of communication, e.g., FaB [173] (assuming both protocols are pessimistic and follow clique topology). The domain and range of each design choice is a subset of BFT protocols in the design space.

Figure 2 presents an overview of a BFT protocol that can be designed and implemented by the BEDROCK. In a BFT protocol, clients communicate with a set of replicas that maintain a copy of the application state. A replica’s lifecycle consists of ordering, execution, view-change, checkpointing, and recovery stages. The goal of the ordering stage is to establish agreement on a unique order of transactions. In the execution stage, transactions are applied to the replicated state machine. The view-change stage replaces the current leader. Checkpointing is used to garbage-collect data and enable trailing replicas to catch up, and finally, the recovery stage recovers replicas from faults by applying software rejuvenation techniques.

Figure 3 provides an overview of how an application developer interacts with BEDROCK.

Step 1: Customization query. An application developer issues a query that indicates, for each dimension, an assigned value (chosen from a preset of values) that characterizes the requirement of their application. The application developer can customize some dimensions while leaving the rest unspecified. For example the application developer might search for a pessimistic BFT protocol with linear message complexity.

Based on the initial query, BEDROCK uses a constraint checker to find all plausible points in the design space that satisfy the input query. Each point is represented as a candidate *configuration* consisting of the initial dimensions in the query, as well as plausible values for unspecified dimensions in the design space. Each candidate configuration represents a candidate BFT protocol. In the event some queries do not match any points in the design space (e.g. an impossible protocol such as a pessimistic linear BFT protocol with 2 communication phases and $3f+1$ replicas), an empty set is returned to the user.

Step 2: Candidate configurations. The application developer receives a list of configurations. The response includes both configurations that correspond to existing protocols (e.g., HotStuff [229] is returned as a pessimistic linear protocol), but more importantly, suggests possible new variants, e.g., a pessimistic linear protocol that requires $5f-1$ replicas.

Steps 3 and 4: Protocol generation. The application developer chooses one among the choices of candidate configurations given by BEDROCK. When the application developer chooses a configuration from the list, BEDROCK generates the corresponding protocol by composing different software modules implementing dimensions of the design space. To speed up the protocol generation process, BEDROCK also maintains a library of common BFT protocols. If the implementation of the requested protocol already exists in the library, BEDROCK simply returns it to the application

developer. Otherwise, the BFT protocol generator chooses the implementation of a protocol with high similarity from the library and applies design choices to it in order to obtain the requested protocols.

System model. A BFT protocol runs on a network consisting of a set of nodes that may exhibit arbitrary, potentially malicious, behavior. BFT protocols use the State Machine Replication (SMR) algorithm [148, 204] where the system provides a replicated service whose state is mirrored across different deterministic replicas. At a high level, the goal of a BFT SMR protocol is to assign each client request an order in the global service history and execute it in that order [209]. In a BFT SMR protocol, to agree on an ordering of incoming requests, all non-faulty replicas execute the same requests in the same order (*safety*) and all correct client requests are eventually executed (*liveness*). In an asynchronous system, where replicas can fail, consensus has no solution that is both safe and live (FLP result) [108]. As a result, asynchronous consensus protocols rely on different techniques such as randomization [47, 67, 197], failure detectors [76, 168], hybridization/wormholes [83, 187] and partial synchrony [100, 102] to circumvent the FLP impossibility result.

BEDROCK assumes the partially synchronous communication model as it is used in most practical BFT protocols. In the partially synchrony model, there exists an unknown global stabilization time (GST), after which all messages between correct replicas are received within some bound Δ . BEDROCK further inherits the standard assumptions of existing BFT protocols. First, while there is no upper bound on the number of faulty clients, the maximum number of concurrent malicious replicas is assumed to be f . Second, replicas are connected via an unreliable network that might drop, corrupt, or delay messages. Third, the network uses point-to-point bi-directional communication channels to connect replicas. Fourth, the failure of replicas is independent of each other, where a single fault does not lead to the failure of multiple replicas. This can be achieved by either diversifying replica implementation (e.g., n-version programming) [39, 109] or placing replicas at different geographic locations (e.g., datacenters) [50, 103, 212, 222]. Finally, a strong adversary can coordinate malicious replicas and delay communication to compromise the service. However, the adversary cannot subvert cryptographic assumptions.

3 Design Space

BEDROCK enables developers to customize BFT protocols along several dimensions specified in the initial query. These dimensions (and values associated with each dimension) collectively help to define the overall design space of BFT protocols supported by BEDROCK. The dimensions are classified into four families: *Environmental settings* and *protocol structure* that present the core dimensions of BFT protocols and are shared among all BFT protocols, a set of optional *QoS features* including order fairness and load balancing that a BFT protocol might support, and a set of performance optimizations for tuning BFT protocols. In the rest of this section, we will describe these families of dimensions in greater detail. As we describe each dimension, we label them prefixed with "E" for environmental settings, "P" for protocol structure, etc. Hence, "E 1" refers to the first dimension in the environmental settings dimensions family. This section is not meant to provide a fully exhaustive set of dimensions, but rather to demonstrate the overall methodology used to define dimensions usable in BEDROCK.

3.1 Environmental Settings

Environmental settings broadly speaking encompasses the deployment environment for the BFT protocol, e.g., network size. These input parameters help scope the class of protocols that BFT can generate to best fit each deployment environment.

E 1: The number of replicas. Our first dimension concerns selecting BFT protocols based on the number of replicas used in deployment. In the presence of f malicious failures, BFT protocols require at least $3f+1$ replicas to guarantee safety [57, 58, 86, 102, 155]. Using trusted hardware, however, the maliciousness behavior of replicas can be restricted. Hence, $2f+1$ replicas are sufficient to guarantee safety [79, 85, 87, 199, 222, 223]. A BFT protocol might also optimistically assume the existence of a quorum of $2f+1$ active non-faulty replicas to establish consensus [96, 132]. Using both trusted hardware and active/passive replication, the quorum size is reduced to $f+1$ during failure-free situation [96, 97, 132]. Leveraging hardware capabilities and using message-and-memory models has also been proposed to reduce the required number of replicas to $2f+1$ [14–16]. Increasing the number of replicas to $5f+1$ [173] (its proven lower bound, $5f-1$ [11, 146]) or $7f+1$ [211], on the other hand, reduces the number of communication phases.

E 2: Communication topology. BEDROCK allows users to select BFT protocols based on communication topologies including: (1) the star topology where messages are linearly multicast from a designated replica, e.g., the leader, to all other replicas and the other way around [142, 229], (2) the clique topology where all (or subset of) replicas multicast message to each other (quadratic message complexity) [71], (3) the tree topology where the replicas are

organized in a tree with the leader placed at the root, and at each phase, a replica communicates with its child or parent replicas [139, 140, 185], or (4) the chain topology where replicas construct a pipeline and each replica communicates with its successor replica [36]. Note that multi-layer BFT protocols [124, 184] might follow different topologies for cross-cluster communication.

E 3: Authentication. Participants authenticate their messages to enable other replicas to verify the message’s origin. BEDROCK support both signatures, e.g., RSA [201] and authenticators [71], i.e., vectors of message authentication codes (MACs) [218]. Constant-sized threshold signatures [67, 207] have also been used to reduce the size of a group (quorum) of signatures. While signatures are typically more costly than MACs, they (in contrast to MACs) provide non-repudiation and are not vulnerable to MAC-based attacks from malicious clients. A BFT protocol might even use different techniques (i.e., signatures and MACs) in different stages to authenticate messages sent by clients, by replicas in the ordering stage, and by replicas during the view-change.

E 4: Timers, responsiveness and synchronization. Depending on the environment, network characteristics and processing strategy, BFT protocols use different timers. Protocols can be configured with the following timers by BEDROCK.

- τ_1 . Waiting for reply messages, e.g., Zyzzyva [142],
- τ_2 . Triggering (consecutive) view-change, e.g., PBFT [71],
- τ_3 . Detecting backup failures, e.g., SBFT [119],
- τ_4 . Quorum construction in an ordering phase, e.g., prevote and precommit timeouts in Tendermint [63],
- τ_5 . Synchronization for view change, e.g., Tendermint [63],
- τ_6 . Finishing a (preordering) round, e.g., Themis [134],
- τ_7 . Performance check (heartbeat timer), e.g., Aardvark [81],
- τ_8 . Atomic recovery (watchdog timer) to periodically hand control to a recovery monitor [69], e.g., PBFT [70].

A BFT protocol is *responsive* if its normal case commit latency depends only on the actual network delay needed for replicas to process and exchange messages rather than any (usually much larger) predefined upper bound (timer) on message transmission delay [35, 191, 192, 208]. Responsiveness might be sacrificed in different ways. First, when the rotating leader mechanism is used, the new leader might need to wait for a predefined time (i.e., τ_5) before initiating the next request to ensure that it receives the decided value from all non-faulty but slow replicas, e.g., Tendermint [147] and Casper [65]. Second, optimistically assuming all replicas are non-faulty, replicas (or clients) need to wait for a predefined upper bound to receive messages from all replicas, e.g., SBFT [119] (τ_3) and Zizzyva [142] (τ_1).

BFT protocols need to guarantee that all non-faulty replicas will eventually be synchronized to the same view with a non-faulty leader to enable the leader collecting the decided values in previous views and making progress in the new view [60, 181, 182]. This is needed because a quorum of $2f + 1$ replicas might include f Byzantine replicas and the remaining f “slow” non-faulty replicas might stay behind (i.e., *in dark*) and may not even advance views at all. *View synchronization* can be achieved in different ways such as integrating the required functionality with the core consensus protocol, e.g., PBFT [71] or assigning a distinct synchronizer component, e.g., Pacemaker in HotStuff [229], and hardware clocks [5].

3.2 Protocol Structure

Our next family of dimensions concern customization of the protocol structure by BEDROCK, which will further define the class of protocols permitted.

P 1: Commitment strategy. BEDROCK generates protocols that can support either optimistic, pessimistic, and robust processing of transactions. *Optimistic* BFT protocols make optimistic assumptions on failures, synchrony, or data contention and might execute requests without necessarily establishing agreement on their order. Optimistic BFT protocols might make a subset of the following assumptions:

- a_1 . The leader is non-faulty, assigns a correct order to requests and sends it to all backups, e.g., Zyzzyva [142],
- a_2 . The backups are non-faulty and *actively* and *honestly* participate in the protocol, e.g., CheapBFT [132],
- a_3 . All non-leaf replicas in a tree topology are non-faulty, e.g., Kauri [185],
- a_4 . The workload is conflict-free and concurrent requests update disjoint sets of data objects, e.g., Q/U [4],

- a_5 . The clients are honest, e.g., Quorum [36], and
- a_6 . The network is synchronous (during a time window), and messages are not lost or significantly delayed, e.g., Tendermint [63].

Optimistic protocols are classified into speculative and non-speculative protocols. In non-speculative protocols, e.g., SBFT [119] and CheapBFT [132], replicas execute a transaction only if the optimistic assumption holds. Speculative protocols, e.g., Zyzzyva [142] and PoE [122], on the other hand, optimistically execute transactions. If the assumption is not fulfilled, replicas might have to rollback the executed transactions.

Optimistic BFT protocols improve performance in fault-free situations. If the assumption does not hold, the replicas (e.g., SBFT [119]) or clients (e.g., Zyzzyva [142]) detect the failure and use the fall-back protocol.

The assumption of optimistic protocols may strike as a contradiction to the goal of BFT protocols that are designed to tolerate failures. *Pessimistic* BFT protocols, on the other hand, are designed to tolerate the maximum number of possible concurrent failures f . In pessimistic BFT protocols, replicas communicate to agree on the order of requests.

Finally, robust protocols, e.g., Prime [22], Aardvark [81], R-Aliph [36], Spinning [221] and RBFT [37], go one step further and consider scenarios where the system is under attack by a very strong adversary.

In summary, BEDROCK can vary the performance of BFT protocols measured in failure-free, low failure, and under attack situations. Optimistic protocols deliver superior performance in failure-free situations. However, in the presence of failure, their performance is significantly reduced especially when the system is under-attack. On the other hand, pessimistic protocols provide high performance in failure-free situations and are able to handle low failures with acceptable overhead. However, they show poor performance when the system is under attack. Finally, robust protocols are designed for under-attack situations and demonstrate moderate performance in all three situations.

P 2: The number of commitment phases. The number of commitment (ordering) phases or *good-case latency* [11] of a BFT SMR protocol is the number of phases needed for all non-faulty replicas to commit when the leader is non-faulty and the network is synchronous. We consider the number of commitment phases from the first time a replica (typically the leader) receives a request to the first time any participant (i.e., leader, backups, client) learns that the request is committed.

P 3: View-change. BFT protocols follow either the *stable leader* or the *rotating leader* mechanism to replace the leader. The stable leader mechanism [71, 119, 142, 173] replaces the leader when the leader is suspected to be faulty by other replicas. In the rotating leader mechanism [19, 72–74, 81, 113, 126, 140, 147, 221, 222, 229], the leader is replaced periodically, e.g., after a single attempt [229], insufficient performance [81], or an epoch (multiple requests) [81].

Using the stable leader mechanism, the view-change stage becomes more complex. However, the routine is only executed when the leader is suspected to be faulty. On the other hand, the rotating leader mechanism requires to ensure view synchronization frequently (whenever the leader is rotated). The rotating leader mechanism has several benefits such as balancing load across replicas [45, 46, 221], improving resilience against slow replicas [81], and minimizing communication delays between clients and the leader [103, 172, 222].

P 4: Checkpointing. The checkpointing mechanism is used to first, garbage-collect data of completed consensus instances to save space and second, restore replicas in dark (due to network unreliability or leader maliciousness) to ensure all non-faulty replicas are up-to-date [71, 95, 122]. The checkpointing stage typically is initiated after a fixed checkpoint window in a decentralized manner without relying on a leader.

P 5: Recovery. When there are more than f failures, BFT protocols, apart from some exceptions [79, 163], completely fail and do not give any guarantees on their behavior [95]. BFT protocols perform recovery using *reactive* or *proactive* mechanisms (or their combination [213]). Reactive recovery mechanisms detect faulty replica behavior [125] and recover the replica by applying software rejuvenation techniques [90, 129] where the replica reboots, reestablishes its connection with other replicas and clients, and updates its state. On the other hand, proactive recovery mechanisms recover replicas in periodic time intervals. Proactive mechanisms do not require any fault detection techniques, however, they might unnecessarily recover non-faulty replicas [95]. While recovering, the replica becomes unavailable. A BFT protocol can rely on $3f + 2k + 1$ replicas to improve resilience and availability during recovery where k is the maximum number of servers that rejuvenate at the same time [213]. To prevent attackers from disrupting the recovery process, each replica requires a trusted component, e.g., secure coprocessor [70], synchronous wormhole [220] or virtualization layer [97, 199], that remains operational even if the attacker controls the replica and a read-only memory that an attacker cannot manipulate. The memory content remains persistent across machine reboots and includes all information needed for bootstrapping a correct replica after restart [95].

P 6: Client participation. BEDROCK supports three types of requester, proposer and repairer clients. *Requester* clients perform a basic functionality and communicate with replicas by sending requests and receiving replies. A requester client might need to verify the results by waiting for a number of matching replies, e.g., $f + 1$ in PBFT [71], $2f + 1$ in PoE [122] and for read-only requests in PBFT [71], or $3f + 1$ in Zyzzyva [142]. Using trusted components, e.g., Troxy [160] or threshold signatures, e.g., SBFT [119], the client does not even need to wait for and verify multiple results from replicas. Clients might also play the *proposer* role by proposing a sequence number (acting as the leader) for its request [4, 118, 169, 171]. *Repairer* clients, on the other hand, detect failure of replicas, e.g., Zyzzyva [142] or even drive the protocol reconfiguration, e.g., Scrooge [205], Abstract [36], and Q/U [4].

3.3 Quality of Service

There are some optional QoS features that BEDROCK can provide. We list two example dimensions.

Q 1: Order fairness. Order-fairness deals with preventing adversarial manipulation of transaction ordering [41, 134, 135, 144, 145, 232]. Order-fairness is defined as: "if a large number of replicas receives a transaction t_1 before another transaction t_2 , then t_1 should be ordered before t_2 " [135]. Order fairness has been partially addressed using different techniques: (1) monitoring the leader to ensure it does not initiate two new requests of a client before initiating an old request of another client in Aardvark [81], (2) adding a preordering phase in Prime [22] where replicas order the received requests locally and share their own ordering with each other, (3) encrypting transactions and revealing the contents only once their ordering is fixed [34, 66, 176, 215], (4) reputation-based systems [34, 93, 141, 158] to detect unfair censorship, and (5) providing opportunities for every replica to propose and commit its transactions using fair leader election or fair committee election [8, 34, 113, 136, 158, 191, 227].

Q 2: Load balancing. The performance of fault-tolerant protocols is usually limited by the computing and bandwidth capacity of the leader [17, 54, 77, 178, 179, 185, 225]. The leader is responsible for coordinating the consensus protocol and multicasting/collecting messages to all other replicas in different protocol phases. Load balancing is defined as distributing the load among all replicas of the system to balance the number of messages any single replica has to process.

Load balancing can be partially achieved using the rotating leader mechanism, multi-layer or multi-leader BFT protocols. When the rotating leader mechanism is used, one (leader) replica still is highly loaded in each consensus instance. In multi-layer BFT protocols [23, 124, 164, 184, 186] the load of the leader is distributed between the leader of different clusters. However, the system still suffers from load imbalance between the leader and backup replicas in each cluster. In Multi-leader protocols [20, 33, 38, 123, 214, 224], all replicas can initiate consensus to partially order requests in parallel. However, slow replicas still affect the global ordering of requests.

3.4 Performance Optimization Dimensions

Finally, we present a set of optimization dimensions that target the performance of a BFT protocol.

O 1: Out of order processing. The out of order processing mechanism enables the leader to continuously propose new requests even when previous requests are still being processed by the backups [122]. Out of order processing of requests is possible, if the leader does not need to include any certificate or hash of the previous request (block) in its next request.

O 2: Request pipelining. Using request pipelining, the message of the first round of the new consensus instance is piggybacked with the second round messages of the previous instance [185, 229]. This technique is especially efficient when a protocol rotates the leader after every consensus instance.

O 3: Parallel ordering. Transactions can be ordered in parallel by relying on a set of independent ordering groups [45, 46, 161] where each group orders a subset of client requests and then all results are deterministically merged into the final order. Similarly, in multi-leader protocols [20, 33, 38, 104, 123, 161, 177, 214, 224, 224], different replicas play the leader roles for different consensus instances in parallel and then a global order is determined.

O 4: Parallel execution. Transactions can be executed in parallel to improve the overall performance of the system. One approach is to detect non-conflicting transactions and execute them in parallel [25, 107, 143]. This approach requires a priori knowledge of transactions read-set and write-set. Switching the order of agreement and execution stages and optimistically executing transactions in parallel is another approach [32, 133]. If the execution results are inconsistent (due to faulty replicas, conflicting transactions or nondeterministic execution), replicas need to roll back their states and sequentially and deterministically re-execute the requests. switching the order of agreement and execution stages also enables replicas to detect any nondeterministic execution [32, 133] (in contrast to most BFT protocols).

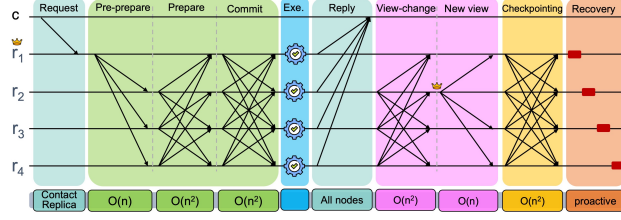


Figure 4: Different stages of PBFT protocol

O 5: Read-only requests processing. In pessimistic protocols, replicas can directly execute read-only requests without establishing consensus. However, since replicas may execute the read request on different states, even non-faulty replicas might not return matching results. To resolve this, the number of required matching replies for both normal and read-only requests needs to be increased to $2f + 1$ in order to provide consistency (i.e., quorum intersection requirement) [70]. This, however, results in a liveness issue because f non-faulty replicas might stay behind (in dark) and do not receive the request. As a result, the client might not be able to collect $2f + 1$ matching responses (since Byzantine replicas might not send a correct reply to the client).

O 6: Separating ordering and execution. The ordering and execution stages can be separated and implemented in different processes. This separation can lead to several advantages [95] such as preventing malicious execution replicas from leaking confidential application state to clients [228], enabling large requests to bypass the ordering stage [80], moving application logic to execution virtual machine [97, 199, 226] or simplifying the parallel ordering of requests [45, 48]. Moreover, while $3f + 1$ replicas are needed in the ordering stage, $2f + 1$ replicas are sufficient to execute transactions [228].

O 7: Trusted hardware. Using Trusted execution environments (TEEs) such as Intel’s SGX [174], Sanctum [89], and Keystone [157], the number of required replicas can be lowered to $2f + 1$ because the trusted component prevents a faulty replica from sending conflicting (i.e., asymmetric) messages to different replicas without being detected. A trusted component may include an entire virtualization layer [97, 199, 222], a multicast ordering service executed on a hardened Linux kernel [84, 85], a centralized configuration service [200], a trusted log [79], a trusted platform module, e.g., counter [222, 223], a smart card TrInc [159], or an FPGA [96, 132].

O 8: Request/reply dissemination. A client can either multicast its request to *all replicas* [52, 91, 221] where each replica relays the request to the leader or optimistically send its request to a *contact replica*, typically the leader. The contact replica is known to the client through a reply to an earlier request [71, 142]. If the client timer for the request (τ_1) expires, the client multicasts its request to all replicas. The optimistic mechanism requires fewer messages to be sent from clients to the replicas. However, this comes at the cost of increased network traffic between replicas, because the leader needs to disseminate the full request to other replicas to enable them to eventually execute it.

On the other hand, all replicas can send the results to clients in their reply messages. This, however, leads to significant network overhead for large results. A protocol can optimistically rely on a designated responder replica (chosen by the client or servers) to send the full results. Other replicas then either send the hash of the results to the client or send a signed message to the responder enabling the responder to generate a proof for results, e.g., SBFT [119]. While this technique reduces network overhead, the client might not receive the results due to a malicious responder replica, unreliable network, or a responder replica in dark that skipped the execution and applied a checkpoint to catch up [95].

4 Design Choices Landscape

Given a set of specified dimension values in Section 3, BEDROCK generates a set of valid protocols that meet a user query. Each protocol represents a point in the BEDROCK design space. In this section, using the classical PBFT [70, 71] as a driving example, we demonstrate how different points in the design space lead to different trade-offs. Each design choice is a *one-to-one function* that maps a valid input point (i.e., a BFT protocol) to another valid output point in the design space. The domain of each function (design choice) is a subset of the valid points in the design space. These design choices enable BEDROCK to generate valid BFT protocols.

4.1 Background on PBFT

PBFT, as shown in Figure 4, is a leader-based protocol that operates in a succession of configurations called *views* [105, 106]. Each view is coordinated by a *stable* leader (primary) and the protocol *pessimistically* processes requests.

In PBFT, the number of replicas, n , is assumed to be $3f + 1$ and the ordering stage consists of pre-prepare, prepare, and commit phases. The pre-prepare phase assigns an order to the request, the prepare phase guarantees the uniqueness of the assigned order and the commit phase guarantees that the next leader can assign order in a safe manner.

During a normal case execution of PBFT, clients send their signed request messages to the leader. In the pre-prepare phase, the leader assigns a sequence number to the request to determine the execution order of the request and multicasts a pre-prepare message including the *full request* to all *backups*. Upon receiving a valid pre-prepare message from the leader, each backup replica multicasts a prepare message to all replicas and waits for prepare messages from $2f$ different replicas (including the replica itself) that match the pre-prepare message. The goal of the pre-prepare phase is to guarantee safety within the view, i.e., a majority of non-faulty replicas received matching pre-prepare messages from the leader replica and agree with the order of the request. Each replica then multicasts a commit message to all replicas. Once a replica receives $2f + 1$ valid commit messages from different replicas including itself that match the pre-prepare message, it commits the transaction. The goal of the commit phase is to ensure safety across views, i.e., the request has been replicated on a majority of non-faulty replicas. The second and third phases of PBFT follow the *clique* topology, i.e., have $\mathcal{O}(n^2)$ message complexity. If the replica has executed all requests with lower sequence numbers, it executes the transaction and sends a reply to the client. The client waits (timer τ_1) for $f + 1$ matching results from different replicas.

In the view change stage, upon detecting the failure of the leader of view v using timeouts (timer τ_2), backups exchange view-change messages including transactions that have been received by the replicas. After receiving $2f + 1$ view-change messages, the designated stable leader of view $v + 1$ (the replica with $ID = v + 1 \bmod n$) proposes a new view message including a list of transactions that should be processed in the new view.

In PBFT replicas periodically generate and send checkpoint messages to all other replicas. If a replica receives $2f + 1$ matching checkpoint messages, the checkpoint is stable. PBFT also includes a *proactive* recovery mechanism that periodically (timer τ_8) rejuvenates replicas one by one.

PBFT uses either signatures [71] or MACs [70] for authentication. Using MACs, replicas need to send view-change-ack messages to the leader after receiving view-change messages. Since new view messages are not signed, these view-change-ack enable replicas to verify the authenticity of new view messages.

4.2 Expanding the Design Choices of PBFT

Using the PBFT protocol and our design dimensions as a baseline, we illustrate a series of design choices that expose different trade-offs BFT protocols need to make. Each design choice acts as a one-to-one function that changes the value of one or multiple dimensions to map a BFT protocol, e.g., PBFT, to another BFT protocol.

Design Choice 1: Linearization. This function explores a trade-off between communication topology and communication phases. The function takes a quadratic communication phase, e.g., prepare or commit in PBFT, and split it into two linear phases: one phase from all replicas to a collector (typically the leader) and one phase from the collector to all replicas, e.g., SBFT [119], HotStuff [229]. The output protocol requires (threshold) signatures for authentication. The collector collects a quorum of (typically $n - f$) *signatures* from other replicas and broadcasts its message including the signatures as the certificate of receiving messages to every replica. Using threshold signatures [66, 67, 198, 207] the collector message size can be further reduced from linear to constant.

Design Choice 2: Phase reduction through redundancy. This function explores a trade-off between the number of ordering phases and the number of replicas. The function transforms a protocol with $3f + 1$ replicas and 3 ordering phases (i.e., one linear, two quadratic), e.g., PBFT, to a fast protocol with $5f + 1$ replicas and 2 ordering phases (one linear, one quadratic), e.g., FaB [173]. In the second phase of the protocol, matching messages from a quorum of $4f + 1$ replicas are required. Recently, $5f - 1$ has been proven as the lower bound for two-step (fast) Byzantine consensus [11, 146]. The intuition behind the $5f - 1$ lower bound is that in an authenticated model, when replicas detect leader equivocation and initiate view-change, they do not include view-change messages coming from the malicious leader reducing the maximum number of faulty messages to $f - 1$ [11, 146].

Design Choice 3: Leader rotation. This function replaces the stable leader mechanism with the rotating leader mechanism, e.g., HotStuff [229] where the rotation happens after each request or epoch or due to low performance. The function eliminates the view-change stage and adds a new quadratic phase or 2 linear phases (using the linearization function) to the ordering stage to ensure that the new leader is aware of the correct state of the system.

Design Choice 4: Non-responsive leader rotation. This function replaces the stable leader mechanism with the rotating leader mechanism *without* adding a new ordering phase (in contrast to design choice 3) while sacrificing responsiveness. The new leader optimistically assumes that the network is synchronous and waits for a predefined known

Table 1: Comparing selected BFT protocols based on different dimensions of BEDROCK design space

Protocol	E1. Replicas	E2. Topo.	E3. Auth.	E4. Timers	P1. Strategy	P2. Phases	P3. V-change	P5. Recov.	P6. Client	Q1. Fair.	Q2. Load.	Design Choices
PBFT [71]	$3f + 1$	clique	MAC Sign	τ_1, τ_2, τ_8	pessimistic	3	stable	pro.	Req.	□	□	(11)
Zyzyva [142]	$3f + 1$	star	MAC Sign	τ_1, τ_2	optimis: a_1, a_2 Spec	1 (3)	stable	-	Rep.	□	□	8, (11)
Zyzyva5 [142]	$5f + 1$	star	MAC Sign	τ_1, τ_2	optimis: a_1 Spec	1 (3)	stable	-	Rep.	□	□	8, 10, (11)
PoE [122]	$3f + 1$	star	MAC T-Sign	τ_1, τ_2	optimis: a_2 Spec	3	stable	-	Req.	□	□	1, 7, 11
SBFT [119]	$3f + 1$	star	T-Sign	τ_1, τ_2, τ_3	optimis: a_2	3 (5)	stable	-	Req.	□	□	1, 6, 11
HotStuff [229]	$3f + 1$	star	T-Sign	τ_1, τ_2	pessimistic	7	rotating	-	Req.	□	□	1, 3, 11
Tendermint [64]	$3f + 1$	clique	Sign	$\tau_1, \tau_2, \tau_5, \tau_6$	optimis: a_6	3	rotating	-	Req.	□	□	4, 11
Themis [134]	$4f + 1$	star	T-Sign	τ_1, τ_2, τ_6	pessimistic	1 + 7	rotating	-	Req.	■	□	1, 3, 13, 11
Kauri [185]	$3f + 1$	tree	T-Sign	τ_1, τ_2	optimis: a_3	$7h$	stable*	-	Req.	□	■	(3), 14, 11
CheapBFT [132]	$2f + 1$	clique	MAC	τ_1, τ_2	optimis: a_2	3	stable	-	Req.	□	□	5
FaB [173]	$5f + 1$	clique	(Sign)	τ_1, τ_2	pessimistic	2	stable	-	Req.	□	□	2
Prime [22]	$3f + 1$	clique	Sign	$\tau_1, \tau_2, \tau_6, \tau_7$	robust	6	stable	-	Req.	■	□	11, 12
Q/U [4]	$5f + 1$	star	MAC	τ_1, τ_2	optimis: a_4, a_5	1 (3)	stable	-	Rep.	□	□	9, 10
FLB	$5f - 1$	clique	Sign	τ_1, τ_2	pessimistic	2	stable	-	Req.	□	□	1, 2, 11
FTB	$5f - 1$	tree	T-Sign	τ_1, τ_2	optimis: a_3	$3h$	stable	-	Req.	□	■	1, 2, 14, 11

Hint: T-Sign is used for threshold signatures. Speculative optimistic protocols are specified by Spec. The number of phases in slow-path of optimistic protocols is shown within parenthesis. While Kauri is implemented on top of HotStuff, it does not use the rotating leader mechanism. Prime provides partial fairness.

upper bound Δ (Timer τ_4) before initiating the next request. This is needed to ensure that the new leader is aware of the highest assigned order to the requests, e.g., Tendermint [64, 147] and Casper [65].

Design Choice 5: Optimistic replica reduction. This function reduces the number of involved replicas in consensus from $3f + 1$ to $2f + 1$ while optimistically assuming all $2f + 1$ replicas are non-faulty (assumption a_2). In each phase of a BFT protocol, matching messages from a quorum of $2f + 1$ replicas is needed. If a quorum of $2f + 1$ non-faulty replicas is identified, they can order (and execute) requests without the participation of the remaining f replicas. Those f replicas remain passive and are needed if any of the $2f + 1$ active replicas become faulty [96, 132]. Note that n is still $3f + 1$.

Design Choice 6: Optimistic phase reduction. Given a *linear* BFT protocol, this function optimistically eliminates two linear phases (i.e., equal to the quadratic phase prepare) assuming all replicas are non-faulty, e.g., SBFT [119]. The leader (collector) waits for signed messages from all $3f + 1$ replicas in the second phase of ordering, combines signatures and sends a signed message to all replicas. Upon receiving the signed message from the leader, each replica ensures that all non-faulty replicas has received the request and agreed with the order. As a result, the third phase of communication can be omitted and replicas can directly commit the request. If the leader has not received $3f + 1$ messages after a predefined time (timer τ_3), the protocol fall backs to its slow path and runs the third phase of ordering.

Design Choice 7: Speculative phase reduction. This function, similar to the previous one, optimistically eliminates two linear phases of the ordering stage assuming that non-faulty replicas construct the quorum of responses, e.g., PoE [122]. The main difference is that the leader waits for signed messages from only $2f + 1$ replicas in the second phase of ordering and sends a signed message to all replicas. Upon receiving a message signed by $2f + 1$ replicas from the leader, each replica speculatively executes the transaction, optimistically assuming that either (1) all $2f + 1$ signatures are from non-faulty replicas or (2) at least $f + 1$ non-faulty replicas received the signed message from the leader. If (1) does not hold, other replicas receive and execute transaction during the view-change. However, if (2) does not hold, the replica might have to rollback the executed transaction.

Design Choice 8: Speculative execution. This function eliminates the prepare and commit phases while optimistically assuming that all replicas are non-faulty (optimistic assumptions a_1 and a_2), e.g., Zyzyva [142]. Replicas speculatively execute transactions upon receiving them from the leader. If the client does not receive $3f + 1$ matching replies after a predefined time (timer τ_1) or it receives conflicting messages, the client detects failures (repairer) and communicates with replicas to receive $2f + 1$ commit messages (two linear phases).

Design Choice 9: Optimistic conflict-free. Assuming that requests of different clients are conflict-free (assumption a_4), there is no need for a total order among all transactions. The function eliminates all three ordering phases while optimistically assuming that requests are conflict-free and all replicas are non-faulty. The client becomes the *proposer*

Protocol	o_1 : pre-prepare	o_2 : prepare	o_3 : commit	v_1 : View-change	v_2 : New view	checkpoint
PBFT	$o_1: O(n)$	$o_2: O(n^2)$	$o_3: O(n^2)$	$v_1: O(n^2)$	$v_2: O(n)$	$O(n^2)$
Zyzyva	$o_1: O(n)$	$o_2: 2^*O(n)$	$o_3: 2^*O(n)$	$v_1: O(n^2)$	$v_2: O(n)$	$O(n^2)$
PoE	$o_1: O(n)$	$o_2: 2^*O(n)$	$o_3: 2^*O(n)$	$v_1: O(n^2)$	$v_2: O(n)$	$O(n)$
SBFT	$o_1: O(n)$	$o_2: 2^*O(n)$	$o_3: 2^*O(n)$	$v_1: O(n)$	$v_2: O(n)$	$O(n^2)$
HotStuff	$v_1: 2^*O(n)$	$v_2: O(n)$	$o_1: O(n)$	$o_2: 2^*O(n)$	$o_3: 2^*O(n)$	
Tendermint	$o_1: O(n)$	$o_2: O(n^2)$	$o_3: O(n^2)$			
Themis	$O(n^2)$	$v_1: 2^*O(n)$	$v_2: O(n)$	$o_1: O(n)$	$o_2: 2^*O(n)$	$o_3: 2^*O(n)$
Kauri	$2h^*O(n)$	$h^*O(n)$	$o_1: h^*O(n)$	$o_2: 2h^*O(n)$	$o_3: 2h^*O(n)$	$v_1: O(n)$
CheapBFT	$o_1: O(n)$	$o_2: O(n^2)$	$o_3: O(n^2)$	$v_1: O(n^2)$	$v_2: O(n)$	$O(n^2)$
FaB	$o_1: O(n)$	$o_2: O(n^2)$		$v_1: O(n^2)$	$v_2: O(n)$	$O(n^2)$
Prime	$O(n)+2^*O(n^2)$	$o_1: O(n)$	$o_2: O(n^2)$	$o_3: O(n^2)$	$v_1: O(n^2)$	$v_2: O(n)$
Q/U				$v_1: 2^*O(n)$	$v_2: O(n)$	unspecified
FLB	$o_1: O(n)$	$o_2: 2^*O(n)$		$v_1: O(n)$	$v_2: O(n)$	$O(n^2)$
FTB	$o_1: h^*O(n)$	$o_2: 2h^*O(n)$		$v_1: O(n)$	$v_2: O(n)$	$O(n^2)$

Figure 5: Overview of BFT protocols

and sends its request to all (or a quorum of) replicas where replicas execute the client requests without any further communication [4, 91].

Design Choice 10: Resilience. This function increases the number of replicas by $2f$ to enable the protocol to tolerate f more failure with the same safety guarantees. In particular, optimistic BFT protocols that assume all $3f + 1$ replicas are non-faulty (quorum size is also $3f + 1$) tolerate zero failures. By increasing the number of replicas to $5f + 1$ replicas, such BFT protocols can provide the same safety guarantees with quorums of size $4f + 1$ while tolerating f failures, e.g., Zyzyva5 [142], Q/U [4]. Similarly, a protocol with $5f + 1$ can tolerate f more faulty replicas by increasing the network size to $7f + 1$ [211].

The function can also be used to provide high availability during the (proactive) recovery stage by increasing the number of replicas by $2k$ (the quorum size by k) where k is the maximum number of servers that recover in parallel [213].

Design Choice 11: Authentication. This function replaces MACs with signatures for a given stage of a protocol. If a protocol follows the star communication topology where a replica needs to include a quorum of signatures as a proof of its messages, e.g., HotStuff [229], k signatures can be replaced with a single threshold signature. Note that in such a situation MACs cannot be used (MACs do not provide non-repudiation).

Design Choice 12: Robust. This function makes a pessimistic protocol robust by adding a preordering stage to the protocol, e.g., Prime [22]. In the preordering stage and, upon receiving a request, each replica locally orders and broadcasts the request to all other replica. All replicas then acknowledge the reception of the request in an all-to-all communication phase and add the request to their local request vector. Replicas periodically share their vectors with each other. The robust function provides (partial) fairness as well. Note that robustness has also been addressed in other ways, e.g., using the leader rotation and a blacklisting mechanism in Spinning [221] or isolating the incoming traffic of different replicas, and check the performance of the leader in Aardvark [81].

Design Choice 13: Fair. This function transforms an unfair protocol, e.g., PBFT, to a fair protocol by adding a pre-ordering phase to the protocol. In the preordering phase, clients send transactions to all replicas and once a round ends (timer τ_5), all replicas send a batch of requests in the order received¹ to the leader. The leader then initiates consensus on the requests following the order of transactions in received blocks. Depending on the order-fairness parameter γ ($0.5 < \gamma \leq 1$) that defines the fraction of replicas receiving the transactions in that specific order, at least $4f + 1$ replicas ($n > \frac{4f}{2\gamma-1}$) replicas are needed to provide order fairness [134, 135]².

Design Choice 14: LoadBalancer. This function explores a trade-off between communication topology and load balancing where load balancing is supported by organizing replicas in a tree topology, with the leader placed at the root, e.g., Kauri [185]. The function takes a linear communication phase, and splits it into h communication phases where h is the height of the tree. Each replica then uniformly communicates with its child/parent replicas in the

¹The request propagation time can be estimated by measuring network latency or relying on client timestamps for non-Byzantine clients

²Order fairness can be provided using $3f + 1$ replicas, however, as shown in [134], it either requires a synchronized clock [232] or does not provide censorship resistance [144].

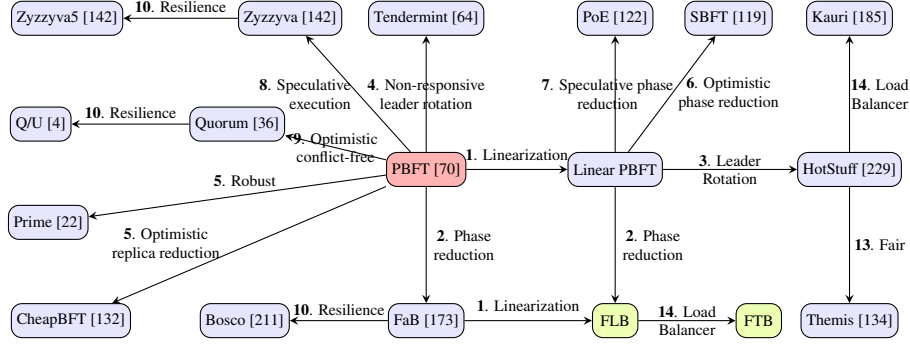


Figure 6: Derivation of protocols from PBFT using design choices

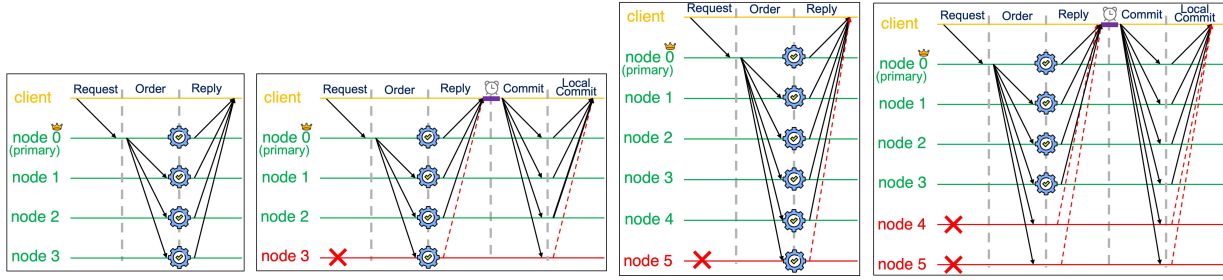


Figure 7: Zyzyva

Figure 8: Zyzyva (slow)

Figure 9: Zyzyva5

Figure 10: Zyzyva5 (slow)

tree. Using the tree topology, the protocol optimistically assumes all non-leaf replicas are non faulty (assumption a_3). Otherwise the tree needs to be reconfigured (i.e., view change).

5 Deriving, Evolving and Inventing Protocols

This section demonstrate how BEDROCK is used to derive a wide range of BFT protocols using design choices. Our examples include a wide spectrum of classical and recent BFT protocols, as well as two novel protocols (FLB and FTB) implemented by BEDROCK. Table 1 provides insights into how each BFT protocol maps into the BEDROCK design space. The table also presents the design choices used by each BFT protocol. Each protocol can be derived from PBFT along one or more design choices, as depicted in Figure 6.

5.1 Case Studies on Protocol Evolution

In the following case studies, we provide insights into how each BFT protocol maps into the BEDROCK design space, and relate to one another through using design choices. For illustrative purposes, we describe each protocol relative to PBFT along one or more design choices. Figure 5, focuses on different stages of replicas and demonstrates the communication complexity of each stage. The figure presents: (1) the pre-ordering phases used in Themis and Prime, (2) the three ordering phases, e.g., pre-prepare, prepare or commit in PBFT (labeled by o_1 , o_2 , and o_3), (3) the execution stage, (4) the view-change stages consisting of view-change and new-view phases (labeled by v_1 and v_2), and (5) the checkpointing stage. Since most protocols do not discuss their recovery mechanism, we do not include the recovery stage. As can be seen some protocols do not have all three ordering phases, e.g., using different design choices, the number of ordering phases is reduced. The dashed boxes are used to present the slow-path of protocols, e.g., the third ordering phase of SBFT is used only in its slow-path. Finally, the order of stages might be changed. For example HotStuff runs view-change (leader rotation) for every single message and this leader rotation phase takes place at the beginning of a consensus instance to synchronize nodes within a view.

Next, we describe each BFT protocol.

Zyzyva [142]. Zyzyva³ (Figure 7) can be derived from PBFT using the speculative execution function (design choice 8) of BEDROCK where assuming the primary and all backups are non-faulty, replicas speculatively execute requests

³the view-change stage of the Zyzyva protocol has a safety violation as described in [6]

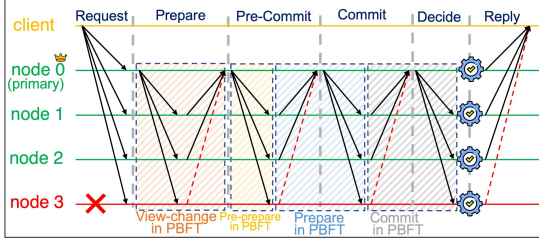


Figure 11: HotStuff

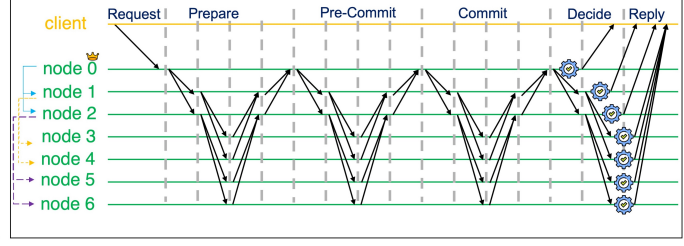


Figure 12: Kauri

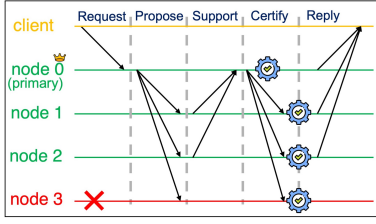


Figure 13: PoE

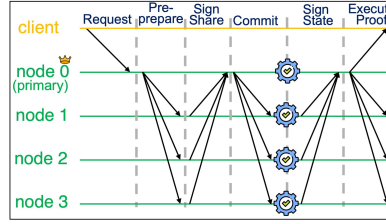


Figure 14: SBFT

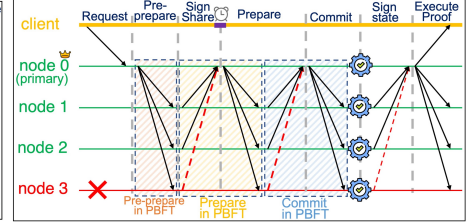


Figure 15: SBFT (Linear PBFT)

without running any agreement and send reply messages to the client. The client waits for $3f + 1$ matching replies to accept the results. If the timer τ_1 is expired and the client received matching replies from between $2f + 1$ and $3f$ replicas, as presented in Figure 8, two more linear rounds of communication is needed to ensure that at least $2f + 1$ replicas have committed the request. Finally, Zyzzyva5 is derived from Zyzzyva by using the resilience function (design choice 10) where the number of replicas is increased to $5f + 1$ and the protocol is able to tolerate f and $2f$ failures during its fast and slow path respectively (presented in (Figures 9 and 10) AZyzzyva [36, 118] also uses the fast path of Zyzzyva (called ZLight) in its fault-free situations.

PoE [122]. PoE Figure 13 uses the linearization and speculative phase reduction functions (design choices 1 and 7). PoE does not assume that all replicas are non-faulty and constructs quorum of $2f + 1$ replicas possibly including Byzantine replicas. However, since a client waits for $2f + 1$ matching reply messages, all $2f + 1$ replicas constructing the quorum need to be well-behaving to guarantee client liveness in the fast path.

SBFT [119]. BEDROCK derives SBFT⁴ from PBFT using the linearization and optimistic phase reduction functions (design choices 1 and 6). SBFT presents an optimistic fast path (Figure 14) assuming all replicas are non-faulty. If the primary does not receive messages from *all* backups (in the prepare phase) and its timer is expired (i.e., non-responsiveness timer τ_3), SBFT switches to its slow path (Figure 15) and requires two more linear rounds of communication (commit phase). The Twin-path nature of SBFT requires replicas to sign each message with two schemes (i.e., $2f + 1$ and $3f + 1$). To send replies to the client, a single (collector) replica receives replies from all replicas and sends a single (threshold) signed reply message.

HotStuff [229]. HotStuff (Figure 11) can be derived from PBFT using the linearization and leader rotation functions (design choices 1 and 3) of BEDROCK. The Chained HotStuff (performance optimization 2) benefits from pipelining to reduce the latency of request processing.

Tendermint [63, 64, 147]. Tendermint⁵ leverages the non-responsive leader rotation function (design choice 4) to rotate leader without adding any new phase. The new leader, however, needs to wait for a predefined time (timer τ_4), i.e., the worst-case time it takes to propagate messages over a wide-area peer-to-peer gossip network, before proposing a new block. Tendermint also uses timers in all phases where a replica discard the request if it does not receive $2f + 1$ messages before the timeout (timer τ_6). Note that the original Tendermint uses a gossip all-to-all mechanism and has $\mathcal{O}(n \log n)$ message complexity.

Themis [134]. Themis is derived from HotStuff using the fair function (design choice 13). Themis add a new all-to-all preordering phase where replicas send a batch of requests in the order they received to the leader replica and the leader propose requests in the order received (depending on the order-fairness parameter γ) [135]. Themis requires at least $4f + 1$ replicas (if $\gamma = 1$) to provide order fairness.

⁴SBFT tolerates both crash and Byzantine failure ($n = 3f + 2c + 1$ where c is the number of crashed replicas). Since the focus of this paper is on Byzantine failures, we consider a variation of SBFT where $c = 0$.

⁵Tendermint uses a Proof-of-Stake variation of PBFT where each replica has a voting power equal to its stake (i.e., locked coins).

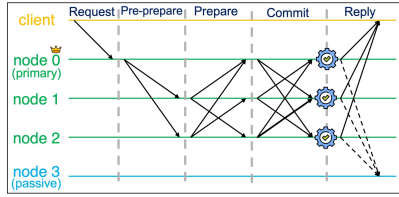


Figure 16: CheapBFT

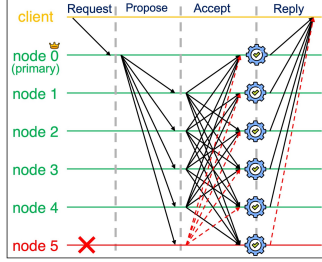


Figure 17: FaB

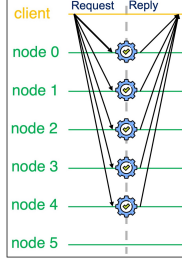


Figure 18: Q/U

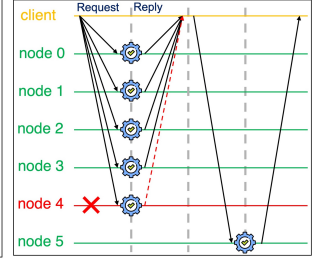


Figure 19: Q/U (Normal)

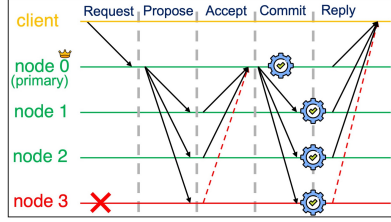


Figure 20: FLB

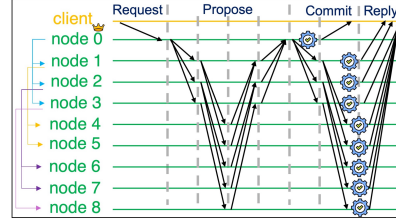


Figure 21: FTB

Kauri [185]. Kauri (Figure 12) can be derived from HotStuff using the loadbalancer function (design choice 14) that maps the star topology to the tree topology. The height of the tree is $h = \log_d n$ where d is the fanout of each replica.

CheapBFT [132]. CheapBFT (Figure 16) and its revised version, REBFT [96] is derived from PBFT using the optimistic replica reduction function (design choice 5). Using trusted hardware (performance optimization O7), a variation of REBFT, called RWMINBFT, processes requests with $f + 1$ active and f passive replicas in its normal case (optimistic) execution.

FaB [173]. FaB⁶ (Figure 17) uses the phase reduction function (design choice 2) to reduce one phase of communication while requiring $5f + 1$ replicas. FaB does not use authentication in its ordering stage, however, requires signatures for the view-change stage (design choice 11). Note that using authentication, $5f - 1$ replicas is sufficient to reduce one phase of communication [11, 146].

Prime [22]. Prime is derived from PBFT using the robust functions (design choice 12). In prime a preordering stage is added where replicas exchange the requests they receive from clients and periodically share a vector of all received requests, which they expect the leader to order request following those vectors. In this way, replicas can also monitor the leader to order requests in a fair manner.

Q/U [4]. Q/U (Figure 18) utilizes optimistic conflict-free and resilience functions (design choices 9 and 10). Clients play the proposer role and replicas immediately execute an update request if the object has not been modified since the client's last query. Since Q/U is able to tolerate f faulty replicas, a client can optionally communicate with a subset ($4f + 1$) of replicas (preferred quorum). The client communicate with additional replicas only if it does not received reply from all replicas of the preferred quorum (Figure 19). Both signatures (for large n) and MACs (for small n) can be used for authentication in Q/U. Quorum [36] uses a similar technique with $3f + 1$ replicas, i.e., only the conflict-free function (design choices 9) has been used.

5.2 Deriving Novel BFT Protocols

The previous case studies are all based on *existing* BFT proposals, demonstrating the value of BEDROCK in providing a unified platform for implementing a range of common BFT protocols. BEDROCK's utility goes beyond an experimental platform, towards a *discovery* tool instead. The system provides a systematic way to explore new valid points in the design space, and help BFT researchers uncover *novel* BFT protocols. We in fact uncover a number of such new protocols, although not all are necessarily practical or interesting. For example, simply making a protocol fair by adding the preordering phase of fairness to the protocols results in a new protocol While this is an interesting insight, the resulting protocol may have limited practical impact. We select as highlights two new BFT protocols (FLB and FTB) that are new and have practical value that we have uncovered using BEDROCK.

⁶FaB similar to a family of Paxos-like protocol separates proposers from acceptors. In our implementation of FaB, however, replicas act as both proposers and acceptors.

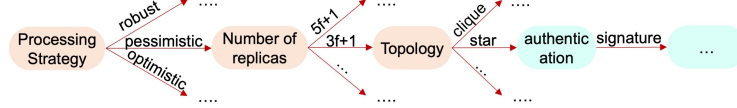


Figure 22: Part of a decision tree constructed by the constraint checker

Fast Linear BFT (FLB). *FLB* (Figure 20) is a fast linear BFT protocol that commits transactions in two phases of communication with linear message complexity. To achieve this, FLB uses the linearization and phase reduction through redundancy functions (design choices **1** and **2**). FLB requires $5f - 1$ replicas (following the lower bound results on fast Byzantine agreement [11, 146]). The ordering stage of FLB is similar to the fast path of SBFT in terms of the linearity of communication and the number of phases. However, FLB expands the network size to be able to tolerate f failures (in contrast to SBFT that optimistically assumes all replicas are non-faulty).

Fast Tree-based balanced BFT (FTB). A performance bottleneck of consensus protocols is the computing and bandwidth capacity of the leader. While Kauri [185] leverages a tree communication topology (design choice **14**) to distribute the load among all replicas, to commit each request, $7h$ phases of communication are needed. FTB (Figure 21) reduces the latency of Kauri based on two observations. First, we noticed that while Kauri is implemented on top of HotStuff, it does not use the leader rotation mechanism. As a result, it does not need the two linear phases of HotStuff ($2h$ phases in Kauri) that are added for the purpose of leader rotation (design choice **3**). Second, similar to FLB, we can use the phase reduction through redundancy function (design choice **2**) to further reduce $2h$ more phases of communication. FTB establishes agreement with $5f - 1$ replicas in $3h$ phases. FTB uses the pipelining stretch mechanism of Kauri where the leader continuously initiates consensus instances before receiving response from its child nodes for the first instance. This is similar to the out of order processing mechanism (performance optimization **O 1**) used by many BFT protocols.

6 Implementation

BEDROCK consists of three main components: (1) the *constraint checker* that receives queries from end-users and finds all plausible points in the design space that satisfy the input query; (2) the *BFT protocol generator* that generates a chosen protocol by an end-user, and (3) the *execution engine* that enables end-users to experiment with generated BFT protocols.

Constraint checker. The constraint checker uses a decision tree-like algorithm to find all plausible points in the design space where each replica of the tree is labeled with a dimension and outgoing edges represent possible values for that particular dimension. The constraint checker begins with the dimensions that the end-user has specified, e.g., processing strategy, number of replicas and topology in Figure 22, and then checks possible values for other dimensions, e.g., since the end-user has chosen the star topology, the constraint checker chooses signatures for authentication to be able to provide non-repudiation. The leaf nodes of the decision tree specify the candidate BFT protocols.

BFT Protocol generator. When a protocol is chosen by the end-user, the system generates a protocol *config* file, including all dimensions and the chosen value for each dimension. The *config* file is then used by BEDROCK to construct the *stateMachine* of the protocol. The *stateMachine* includes different states and their transitions for each role (leader, backups, and clients), exchange messages, quorum conditions, etc. BEDROCK also maintains a library of common BFT protocols. This can be used when the implementation of a requested (or highly similar) protocol already exists. In this case, BEDROCK simply obtains the requested protocol by applying design choices to the existing implementation. This helps BEDROCK to generate *efficient* and *correct* set of protocols using the best practices demonstrated by existing BFT protocols. This is crucial to our development as each protocol may include its own specific performance optimizations or correctness checks.

We can argue the correctness of generated protocols intuitively using the correctness argument of existing BFT protocols that implement different design choices. We briefly discuss the structure of the correctness argument. As discussed in Section 4.2, each BFT protocol P can be derived from PBFT using a subset of design choices. Given the finite set

of design choices $\{f_1, f_2, \dots, f_{14}\}$, the derivation of a target protocol P_t from PBFT can be shown as: $PBFT \xrightarrow{f_i} P_x \xrightarrow{f_j} P_y \xrightarrow{f_k} \dots \xrightarrow{f_l} P_t$. As a result, protocol P_t is correct if: (1) PBFT is correct, and (2) for every design choice f that maps protocol P to another protocol P' , if P is correct then P' is correct. Part (1) is straightforward as PBFT is assumed to be correct. To demonstrate part (2), for each design choice (f) we mainly follow the correctness argument of an existing protocol that uses the design choice and show the correctness for the set of possible input protocols.

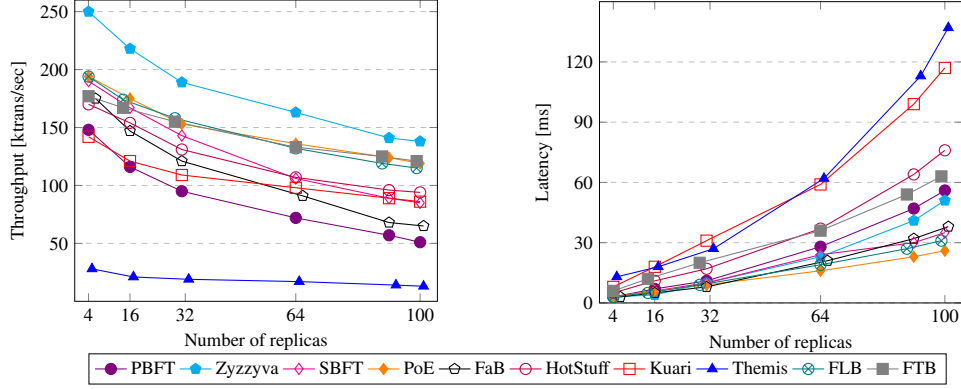


Figure 23: Performance with different number of replicas

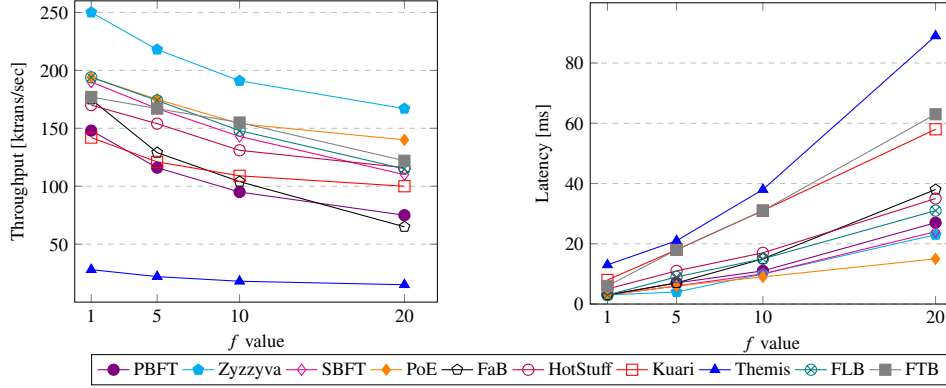


Figure 24: Performance with different f value

Execution engine. Once the protocol is generated, The execution engine takes the `stateMachine` and a set of related classes that are defined outside the `stateMachine` and handles environmental conditions such as message exchanges, timers, clocks, message validation, etc. to deploy the system. The execution engine then initializes replicas and clients (based on the system config), deploys the `stateMachine` on nodes, coordinates key exchange, etc. At this point, the system can start processing client requests.

7 Experimental Evaluation

Our evaluation seeks two main goals. First, it studies the practical impact of the design dimensions and the exposed trade-offs presented as design choices on the performance of BFT protocols. The goal is to test the capability of the BEDROCK design space as a tool to analyze the performance of different protocols. Second, it measures the ability of BEDROCK in generating existing BFT protocols with the expected characteristics. The goal is to validate that the generated protocols demonstrate the same behavior as expected by the original protocols and the theoretical justification. The experiments evaluate the performance of the ordering stage of BFT protocols in different scenarios: (1) varying number of replicas, (2) under a backup failure, (3) multiple request batching sizes, and (4) a geo-distributed setting.

All protocols listed in Table 1 are implemented in BEDROCK. Using the platform, we also experimented with many new protocols resulting from the combination of design choices. Due to space limitations, we only evaluate the performance of a subset of protocols. In particular, we evaluate PBFT, Zyzzyva, SBFT, FaB, PoE, (Chained) HotStuff, Kauri, Themis, and two of the more interesting new variants (FLB and FTB). This set of protocols enable us to see the impact of design choices **1, 2, 3, 13, 14, 6, 7, 8, 10** and **11** (discussed in Section 4). We also use the out-of order processing technique (optimization O1) for protocols with a stable leader and the request pipelining technique (optimization O2) for protocols with a rotating leader. In our experiments, Kauri and FTB are deployed on trees of height 2 and the order fairness parameter γ of Themis is considered to be 1 (i.e., $n = 4f + 1$). Kauri does not use the rotating leader

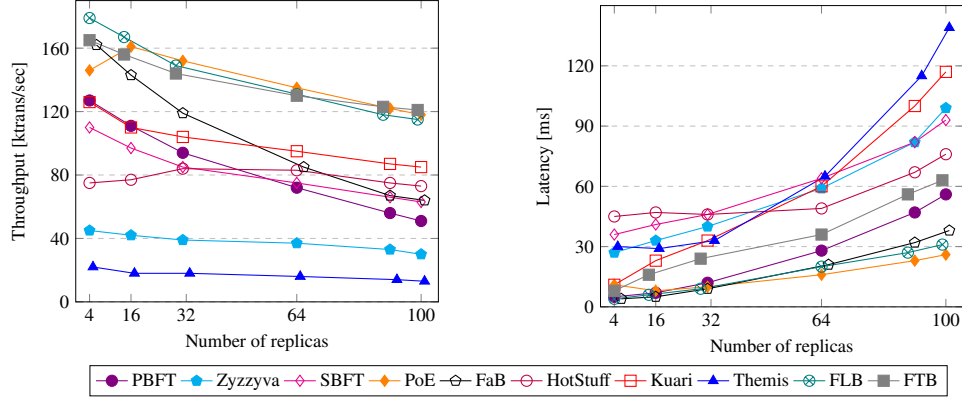


Figure 25: Performance with faulty backups

mechanism (although it was developed as an extension of HotStuff). We use 4 as the base pipelining stretch for both Kauri and FTB and change it depending on the batch size and setting (local vs. geo-distributed).

The experiments were conducted on the Amazon EC2 platform. Each VM is an c4.2xlarge instance with 8 vCPUs and 15GB RAM, Intel Xeon E5-2666 v3 processor clocked at 3.50 GHz. When reporting throughput, we use an increasing number of clients, until the end-to-end throughput is saturated, and state the throughput and latency just below saturation. The results reflect end-to-end measurement from the clients. Clients execute in a closed-loop. We use micro-benchmarks that are commonly used to evaluate BFT systems, e.g., BFT-SMART. Each experiment is run for 90 seconds (30s warmup/cool-down). The reported results are the average of five runs.

7.1 Fault tolerance and Scalability

In the first set of experiments, we evaluate the throughput and latency of the protocols by increasing the number of replicas n in a failure-free situation. We vary the number of replicas in an experiment from 4 to 100 (for some protocols the smallest network size might be different, e.g., FaB requires 6 replicas). We use batching with the batch size of 400 (we discuss this choice in later experiments) and a workload with client request/reply payload sizes of 128/128 byte. Figure 23 reports the results.

Zyzzyva demonstrates the highest throughput among all protocols in small networks due to its optimistic ordering stage that does not require any communication among replicas (design choice 8). However, as n increases its throughput significantly reduces as clients need to wait for reply from *all* replicas. Increasing the number of replicas also has a large impact on PBFT and FaB (65% and 63% reduction respectively) due to their quadratic communication latency.

On the other hand, the throughput of Kauri and FTB is less affected (31% and 32% reduction respectively) by increasing n because of their tree topology (design choice 14) that reduced the bandwidth utilization of each replica. Similarly, PoE, SBFT and HotStuff incur less throughput reduction (39%, 55% and 45% respectively) in comparison to PBFT and FaB due to their linear message complexity (design choice 1). It should be noted that in BEDROCK, chained HotStuff has been implemented using the pipelining technique (optimization O 2). Hence, the average latency of requests has been reduced. In comparison to HotStuff, SBFT has slightly lower throughput in large networks (e.g., 8% lower when $n = 100$) because the leader waits for messages from all replicas. SBFT, on the other hand, shows higher throughput in comparison to HotStuff in smaller networks (e.g., 12% higher when $n = 4$) due to its fast ordering stage (design choice 6). PoE demonstrates higher throughput in comparison to both SBFT and HotStuff especially in larger networks (e.g., 39% higher than SBFT and 26% higher than HotStuff when $n = 100$). This is expected because in PoE, the leader does not need to wait for messages from all replicas and optimistically combines signatures from $2f + 1$ replicas (design choice 7). Comparing to PBFT, while HotStuff demonstrates better throughput (e.g., 48% higher when $n = 64$), the latency of PBFT is lower (e.g., 32% lower when $n = 64$). One reason behind the high latency of HotStuff is its extra communication round (design choice 3).

Supporting order-fairness (design choice 13) results in the dramatically low performance of Themis in comparison to HotStuff (83% lower throughput when $n = 5$). In Themis, replicas need to order transactions and send batches of transactions to the leader and the leader needs to generate the fair order. As the number of replicas increases, Themis incurs higher latency (the latency increases from 9 ms to 137 ms as the n increases from 5 to 101). One main source of latency is the time taken by the leader to generate the dependency graph and reach fair order. It also should be noted

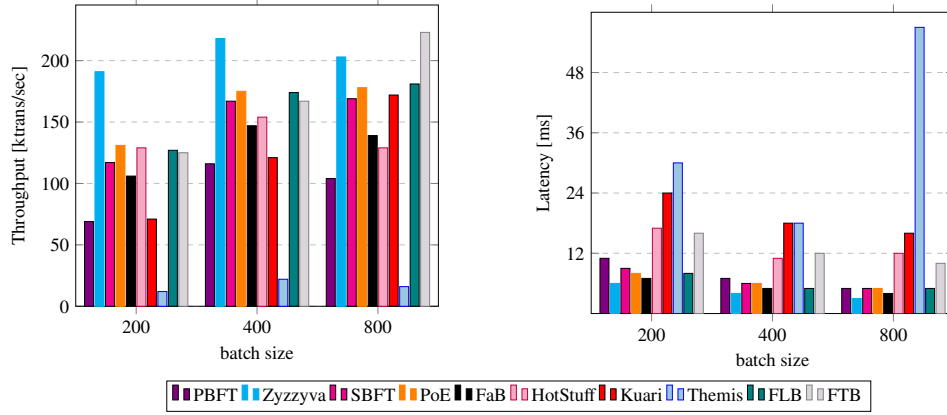


Figure 26: Impact of request batching

that in the BEDROCK implementation of Themis, ZKP has not been used and the leader sends all transaction orderings received from replicas to all of them in the prepare phase. This might slightly increase the latency.

Using design choice 2 and reducing the number of communication phases also results in 41% higher throughput and 46% lower latency of FTB in comparison to Kauri in setting with 99 replicas (100 for Kauri).

Finally, FLB by combining design choices 1 and 2 demonstrates high throughput and low latency for large value of n (2.25x throughput and 0.55x latency in comparison to PBFT). This is expected for two reasons. First, FLB reduces both message complexity and communication phases. Second, in contrast to SBFT and Zyzyva, replicas in FLB do not need to wait for responses from all other replicas.

Figure 23 demonstrates the performance of protocols with different number of replicas. However, with the same number of replicas, different protocols can tolerate different numbers of failures. For instance, PBFT requires $3f + 1$ and when $n = 100$ tolerates 33 failures while FaB requires $5f + 1$ and tolerates 19 failures with $n = 100$. To compare protocols based on the maximum number of tolerated failures, we represent the results of the first experiments in Figure 24.

When protocols tolerate 20 failures, Themis incurs the highest latency. This is because it requires 81 ($4f + 1$) replicas and deals with the high cost of achieving order-fairness.

7.2 Performance with Faulty Backups

In this set of experiments, we force a backup replica to fail and repeat the first set of experiments. Figure 25 reports the results. Zyzyva is mostly affected by failures (82% lower throughput) as clients need to collect responses from all replicas. A client waits for $\Delta = 5ms$ to receive reply from all replicas and then the protocol switches to its normal path).

We also run this experiment with and without faulty backups on Zyzyva5 to validate design choice 10 of BEDROCK, i.e., tolerating f faulty replicas by increasing the number of replicas. With a single faulty backup, Zyzyva5 incurs only 8% lower throughput when $n = 6$.

Backup failure reduces the throughput of SBFT by 42%. In the fast path of SBFT, all replicas need to participate and even when a single replica is faulty, the protocol falls back to its slow path that requires two more phases. In the case of PoE, we force a faulty replica to participate in the quorum construction but not send reply messages to the clients. Interestingly, while the throughput of PoE is reduced by 26% in a small network (4 replicas), its throughput is not significantly affected in large networks. This is because the chance of the faulty replica being a member of the quorum is much higher in small networks.

Faulty backups also affect the performance of HotStuff, especially in small networks. This is expected because HotStuff uses the rotating leader mechanism. When n is small, the faulty replica is the leader of more views during the experiments resulting in reduced performance. HotStuff demonstrates its best performance when $n = 31$ (still 36% lower throughput and 2.7x latency in comparison to the failure-free scenario).

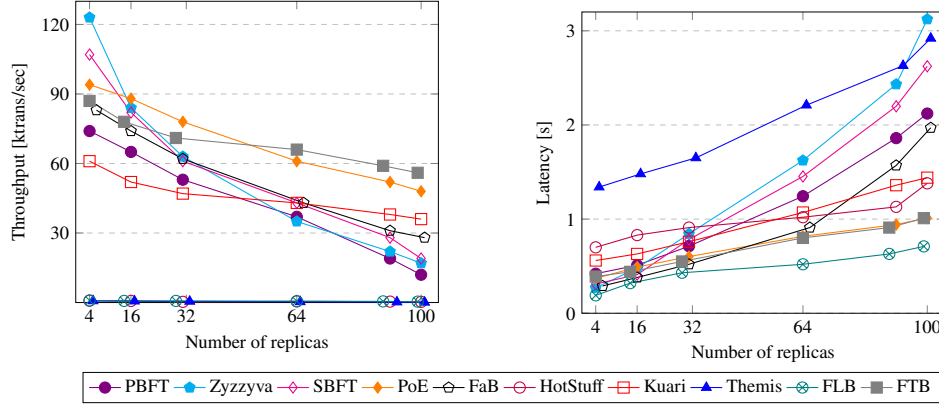


Figure 27: Performance with a geo-distributed setup

While Themis uses HotStuff as its ordering stage, a single faulty backup has less impact on its performance in comparison to HotStuff (25% reduction vs 66% reduction in throughput). This is because Themis has a larger network size ($4f + 1$ vs $3f + 1$) that reduces the impact of the faulty replica.

In Kauri and FTB, we force a leaf replica to fail in order to avoid triggering a reconfiguration, as a result, the failure of a backup does not significantly affect their performance (e.g., 3% lower throughput with 31 replicas in Kauri).

7.3 Impact of Request Batching

In the next set of experiments, we measure the impact of request batching on the performance of different protocols implemented in BEDROCK. We consider three scenarios with batch size of 200, 400 and 800. The network includes 16 replicas (17 replicas for Themis, 14 replicas for FLB and FTB) and all replicas are non-faulty. Figure 26 depicts the results for three batch sizes of 200, 400 and 800.

Increasing the batch size from 200 to 400 requests improves the performance of all protocols. This is expected because with larger batch sizes more transactions can be committed while the number of communication phases and exchanged messages is the same and the bandwidth and computing resources are not fully utilized yet. When the batch size increases from 400 to 800, different protocols demonstrate different behavior. First, Kauri and FTB still process a higher number of transactions (42% and 34% higher throughput). This is because Kauri and FTB balance the load and utilize the bandwidth of all replicas. Second, SBFT and FaB demonstrate similar performance as before; a trade-off between smaller consensus decisions and higher cost of signature verification and bandwidth utilization. Third, the performance of Themis decreases (24% lower throughput and 3.16x latency) in comparison to a batch size of 400 due to two main reasons. First, the higher cost of signature verification and bandwidth utilization, and second, the higher complexity of generating fair order for a block of 800 transactions (cpu utilization).

7.4 Impact of a Geo-distributed Setup

We measure the performance of different protocols in a wide-area network. Replicas are deployed in 4 different AWS regions, i.e., Tokyo (TY), Seoul (SU), Virginia (VA), and California (CA) with an average Round-Trip Time (RTT) of $TY \Rightarrow SU$: 33 ms, $TY \Rightarrow VA$: 148 ms, $TY \Rightarrow CA$: 107 ms, $SU \Rightarrow VA$: 175 ms, $SU \Rightarrow CA$: 135 ms, and $VA \Rightarrow CA$: 62 ms.

The clients are also placed in Oregon (OR) with the average RTT of 97, 126, 68 and 22 ms from TY, SU, VA and CA. We use batch size of 400 and perform experiments in a failure-free situation. The pipelining stretch of Kauri and FTB in this experiment is increased to 6. Figure 27 depicts the results.

Zyzzyva demonstrates the best performance when n is small. However, when n increases, its performance is significantly reduced (87% throughput reduction and 115x latency when n increases from 4 to 100). This is because in Zyzzyva, clients need to receive reply messages from *all* replicas. Similarly, SBFT incurs a significant reduction in its performance due to its optimistic assumption that all replicas participate in a timely manner. In both protocols, replicas (client or leader) wait for $\Delta = 500$ ms to receive responses from all replicas before switching to the normal path. This reduction can be seen in PBFT as well (84% throughput reduction when n increases to 100) due to its quadratic communication complexity. PoE incurs smaller throughput reduction (51%) in comparison to Zyzzyva, SBFT, and PBFT because it does not need to wait for all replicas and it has a linear communication complexity.

In HotStuff, the leader of the next view needs to wait for the decision of the previous view before initiating its value. Even though Chained HotStuff has been implemented in BEDROCK, the leader still needs to wait for one communication round (an RTT). As a result, in contrast to the single datacenter setting where each round takes ~ 1 ms, request batches are proposed on average every ~ 190 ms. In this setting, larger batch size possibly improves the performance of HotStuff. Similarly, in Themis and FLB, the leader needs to wait for certificates from $n - f$ replicas before initiating consensus on the next request batch. In Themis, network latency also affects achieving order fairness as replicas might propose different orders for client requests. This result demonstrates the significant impact of the out-of-order processing of requests (performance optimization O1) on the performance of the protocol, especially in WAN.

8 Related Work

SMR regulates the deterministic execution of client requests on multiple copies of a server, called replicas, such that every non-faulty replica executes every request in the same order [148, 204]. Several approaches [149, 190, 204] generalize SMR to support crash failures. CFT protocols [18, 59, 75, 77, 99, 128, 128, 130, 150, 151, 153, 154, 156, 162, 165, 183, 189, 190, 193, 219] have utilized the design trade-offs between different design dimensions. For instance, Fast Paxos [151] adds f more replicas to reduce one phase of communication.

Byzantine fault tolerance refers to nodes that behave arbitrarily after the seminal work by Lamport, et al. [155]. BFT protocols have been analyzed in several surveys and empirical studies [6, 7, 21, 27, 43, 49, 52, 68, 88, 95, 110, 121, 194, 209, 231]. We discuss some of the more relevant studies.

A survey on BFT protocols used in blockchains is presented in [49] where the focus is on the scalability techniques. Similarly, a survey on BFT protocols consisting of classical protocols, e.g., PBFT, blockchain protocols, e.g., PoW, and hybrid protocols, e.g., OmniLedger [141], and their applications in permissionless blockchains, is conducted in [43]. In [194], BFT protocols are classified into client-side and server-side protocols depending on the client role. The paper compares these two classes of protocols and analyzes their performance and correctness attacks. Three families of leader-based, leaderless, and robust BFT protocols with focus on message and time complexities have been analyzed in [231]. Finally, in [95], BFT protocols are analyzed along several main dimensions of architecture, clients, agreement, execution, checkpoint, and recovery. The paper shares several dimensions with BEDROCK. A recent line of work [9–12] also study good-case latency of BFT protocols. BEDROCK, in contrast to all these survey and analysis papers, provides a design space, systematically discusses design choices (trade-offs), and, more importantly, provides a tool to design and implement BFT protocols.

BFTSim [209] is a simulation environment for BFT protocols that leverages declarative networking system. The paper also compares a set of representative protocols using the simulator. Abstract [36] presents a framework to design and re-configure BFT protocols where each protocol is developed as a sequence of BFT instances. Abstract presents AZyzyva, Aliph, and R-Aliph as three PFT protocols. Each protocol itself is a composition of Abstract instances presented to handle different situations (e.g., fault-free, under attack). For instance, R-Aliph is a composition of Quorum, Chain, and Aardvark. In contrast to such studies, BEDROCK attempts to develop a unified design space for BFT protocols, enabling end-users to choose a protocol that best fits their application requirements.

In addition to CFT and BFT protocols, consensus with multiple failure modes has also been studied for both synchronous [137, 175, 210, 217], and partial synchronous [31, 80, 119, 166, 195, 205] models. Finally, while BEDROCK mostly focuses on leader-based protocols, leaderless protocols [56, 92, 101, 120, 152, 176, 216] have been proposed to avoid the implications of relying on a leader.

9 Conclusion

We present BEDROCK, a toolkit that unifies all BFT protocols within a common platform for design, experimentation, and implementation. BEDROCK provides a query interface for a protocol designer to specify how the BFT protocol can be customized along some dimensions. BEDROCK suggests a set of candidate BFT protocols and generates the chosen one by the user. In using BEDROCK, we demonstrate how different BFT protocols relate to one another within a design space. The tool also provides a basis for generating novel BFT protocols not previously discovered.

While this paper focuses on the platform, the ultimate decision process lies with the end-user for selecting the BFT protocol. As future work, we plan to explore incorporating automatic selection strategies in BEDROCK based on deployment environment and application requirements. Machine learning techniques may be useful here in aiding the user in selecting the appropriate BFT protocol, or evolving one protocol to another at runtime as system parameters are updated. Furthermore, we will extend BEDROCK by enabling protocol designers to systematically define new dimensions and values.

References

- [1] Chain. <http://chain.com>.
- [2] Corda. <https://github.com/corda/corda>.
- [3] Hyperledger iroha. <https://github.com/hyperledger/iroha>.
- [4] M. Abd-El-Malek, G. R. Ganger, G. R. Goodson, M. K. Reiter, and J. J. Wylie. Fault-scalable byzantine fault-tolerant services. *Operating Systems Review (OSR)*, 39(5):59–74, 2005.
- [5] I. Abraham, S. Devadas, D. Dolev, K. Nayak, and L. Ren. Synchronous byzantine agreement with expected $o(1)$ rounds, expected $o(n^2)$ communication, and optimal resilience. In *Int. Conf. on Financial Cryptography and Data Security*, pages 320–334. Springer, 2019.
- [6] I. Abraham, G. Gueta, D. Malkhi, L. Alvisi, R. Kotla, and J.-P. Martin. Revisiting fast practical byzantine fault tolerance. *arXiv preprint arXiv:1712.01367*, 2017.
- [7] I. Abraham, D. Malkhi, et al. The blockchain consensus layer and bft. *Bulletin of EATCS*, 3(123), 2017.
- [8] I. Abraham, D. Malkhi, K. Nayak, L. Ren, and A. Spiegelman. Solida: A blockchain protocol based on re-configurable byzantine consensus. In *21st Int. Conf. on Principles of Distributed Systems (OPODIS)*. Schloss Dagstuhl-Leibniz-Zentrum fuer Informatik, 2017.
- [9] I. Abraham, D. Malkhi, K. Nayak, L. Ren, and M. Yin. Sync hotstuff: Simple and practical synchronous state machine replication. In *2020 IEEE Symposium on Security and Privacy (SP)*, pages 106–118. IEEE, 2020.
- [10] I. Abraham, K. Nayak, L. Ren, and Z. Xiang. Brief announcement: Byzantine agreement, broadcast and state machine replication with optimal good-case latency. In *Int. Symposium on Distributed Computing (DISC)*. Schloss Dagstuhl-Leibniz-Zentrum für Informatik, 2020.
- [11] I. Abraham, K. Nayak, L. Ren, and Z. Xiang. Good-case latency of byzantine broadcast: a complete categorization. In *Symposium on Principles of distributed computing (PODC)*, pages 331–341. ACM, 2021.
- [12] I. Abraham, L. Ren, and Z. Xiang. Good-case and bad-case latency of unauthenticated byzantine broadcast: A complete categorization. *arXiv preprint arXiv:2109.12454*, 2021.
- [13] A. Adya, W. J. Bolosky, M. Castro, G. Cermak, R. Chaiken, J. R. Douceur, J. Howell, J. R. Lorch, M. Theimer, and R. P. Wattenhofer. {FARSITE}: Federated, available, and reliable storage for an incompletely trusted environment. In *5th Symposium on Operating Systems Design and Implementation (OSDI 02)*, 2002.
- [14] M. K. Aguilera, N. Ben-David, I. Calciu, R. Guerraoui, E. Petrank, and S. Toueg. Passing messages while sharing memory. In *ACM Symposium on Principles of Distributed Computing (PODC)*, pages 51–60, 2018.
- [15] M. K. Aguilera, N. Ben-David, R. Guerraoui, V. Marathe, and I. Zlotnick. The impact of rdma on agreement. In *ACM Symposium on Principles of Distributed Computing (PODC)*, pages 409–418, 2019.
- [16] M. K. Aguilera, N. Ben-David, R. Guerraoui, D. Papuc, A. Xydkis, and I. Zlotnick. Frugal byzantine computing. In *Int. Symposium on Distributed Computing*, 2021.
- [17] A. Ailijiang, A. Charapko, and M. Demirbas. Dissecting the performance of strongly-consistent replication protocols. In *SIGMOD Int Conf on Management of Data*, pages 1696–1710, 2019.
- [18] A. Ailijiang, A. Charapko, M. Demirbas, and T. Kosar. Wpaxos: Wide area network flexible consensus. *IEEE Transactions on Parallel and Distributed Systems*, 31(1):211–223, 2019.
- [19] A. S. Aiyer, L. Alvisi, A. Clement, M. Dahlin, J.-P. Martin, and C. Porth. Bar fault tolerance for cooperative services. In *ACM symposium on Operating systems principles (SOSP)*, pages 45–58, 2005.
- [20] S. Alqahtani and M. Demirbas. Bigbft: A multileader byzantine fault tolerance protocol for high throughput. In *Int Performance Computing and Communications Conf (IPCCC)*, pages 1–10. IEEE, 2021.
- [21] S. Alqahtani and M. Demirbas. Bottlenecks in blockchain consensus protocols. In *Int Conf. on Omni-Layer Intelligent Systems (COINS)*, pages 1–8. IEEE, 2021.
- [22] Y. Amir, B. Coan, J. Kirsch, and J. Lane. Prime: Byzantine replication under attack. *Transactions on Dependable and Secure Computing*, 8(4):564–577, 2011.
- [23] Y. Amir, C. Danilov, D. Dolev, J. Kirsch, J. Lane, C. Nita-Rotaru, J. Olsen, and D. Zage. Steward: Scaling byzantine fault-tolerant replication to wide area networks. *IEEE Transactions on Dependable and Secure Computing*, 7(1):80–93, 2008.
- [24] M. J. Amiri, D. Agrawal, and A. E. Abbadi. Caper: a cross-application permissioned blockchain. *Proc. of the VLDB Endowment*, 12(11):1385–1398, 2019.

- [25] M. J. Amiri, D. Agrawal, and A. E. Abbadi. Parblockchain: Leveraging transaction parallelism in permissioned blockchain systems. In *Int. Conf. on Distributed Computing Systems (ICDCS)*, pages 1337–1347. IEEE, 2019.
- [26] M. J. Amiri, D. Agrawal, and A. E. Abbadi. Sharper: Sharding permissioned blockchains over network clusters. In *SIGMOD Int. Conf. on Management of Data*, pages 76–88. ACM, 2021.
- [27] M. J. Amiri, D. Agrawal, and A. El Abbadi. Modern large-scale data management systems after 40 years of consensus. In *Int. Conf. on Data Engineering (ICDE)*, page 1. IEEE, 2020.
- [28] M. J. Amiri, J. Duguépéroux, T. Allard, D. Agrawal, and A. El Abbadi. SEPAR: A privacy-preserving blockchain-based system for regulating multi-platform crowdworking environments. In *Proceedings of The Web Conf. (WWW)*, pages 1891–1903, 2021.
- [29] M. J. Amiri, Z. Lai, L. Patel, B. Thau Loo, E. Loo, and W. Zhou. Saguaro: Efficient processing of transactions in wide area networks using a hierarchical permissioned blockchain. *arXiv preprint arXiv:2101.08819*, 2021.
- [30] M. J. Amiri, B. T. Loo, D. Agrawal, and A. E. Abbadi. Qanaat: A scalable multi-enterprise permissioned blockchain system with confidentiality guarantees. *arXiv preprint arXiv:2107.10836*, 2021.
- [31] M. J. Amiri, S. Maiyya, D. Agrawal, and A. El Abbadi. Seemore: A fault-tolerant protocol for hybrid cloud environments. In *36th Int. Conf. on Data Engineering (ICDE)*, pages 1345–1356. IEEE, 2020.
- [32] E. Androulaki, A. Barger, V. Bortnikov, C. Cachin, et al. Hyperledger fabric: a distributed operating system for permissioned blockchains. In *European Conf. on Computer Systems (EuroSys)*, page 30. ACM, 2018.
- [33] B. Arun, S. Peluso, and B. Ravindran. ezbft: Decentralizing byzantine fault-tolerant state machine replication. In *Int Conf on Distributed Computing Systems (ICDCS)*, pages 565–577. IEEE, 2019.
- [34] A. Asayag, G. Cohen, I. Grayevsky, M. Leshkowitz, O. Rottenstreich, R. Tamari, and D. Yakira. A fair consensus protocol for transaction ordering. In *Int. Conf. on Network Protocols (ICNP)*, pages 55–65. IEEE, 2018.
- [35] H. Attiya, C. Dwork, N. Lynch, and L. Stockmeyer. Bounds on the time to reach agreement in the presence of timing uncertainty. *Journal of the ACM (JACM)*, 41(1):122–152, 1994.
- [36] P.-L. Aublin, R. Guerraoui, N. Knežević, V. Quéma, and M. Vukolić. The next 700 bft protocols. *Transactions on Computer Systems (TOCS)*, 32(4):12, 2015.
- [37] P.-L. Aublin, S. B. Mokhtar, and V. Quéma. Rbft: Redundant byzantine fault tolerance. In *Int. Conf. on Distributed Computing Systems (ICDCS)*, pages 297–306. IEEE, 2013.
- [38] Z. Avarikioti, L. Heimbach, R. Schmid, L. Vanbever, R. Wattenhofer, and P. Wintermeyer. Fnf-bft: Exploring performance limits of bft protocols. *arXiv preprint arXiv:2009.02235*, 2020.
- [39] A. Avizienis. The n-version approach to fault-tolerant software. *IEEE Transactions on software engineering*, (12):1491–1501, 1985.
- [40] A. Babay, J. Schultz, T. Tantillo, S. Beckley, E. Jordan, K. Ruddell, K. Jordan, and Y. Amir. Deploying intrusion-tolerant scada for the power grid. In *Int. Conf. on Dependable Systems and Networks (DSN)*, pages 328–335. IEEE, 2019.
- [41] L. Baird. The swirls hashgraph consensus algorithm: Fair, fast, byzantine fault tolerance. *Swirls Tech Reports SWIRLDS-TR-2016-01, Tech. Rep*, 2016.
- [42] J. Baker, C. Bond, J. C. Corbett, J. Furman, A. Khorlin, J. Larson, J.-M. Leon, Y. Li, A. Lloyd, and V. Yushprakh. Megastore: Providing scalable, highly available storage for interactive services. In *Conf. on Innovative Data Systems Research (CIDR)*, 2011.
- [43] S. Bano, A. Sonnino, M. Al-Bassam, S. Azouvi, P. McCorry, S. Meiklejohn, and G. Danezis. Sok: Consensus in the age of blockchains. In *ACM Conference on Advances in Financial Technologies*, pages 183–198, 2019.
- [44] M. Baudet, A. Ching, A. Chursin, G. Danezis, F. Garillot, Z. Li, D. Malkhi, O. Naor, D. Perelman, and A. Sonnino. State machine replication in the libra blockchain. *The Libra Assn., Tech. Rep*, 2019.
- [45] J. Behl, T. Distler, and R. Kapitza. Consensus-oriented parallelization: How to earn your first million. In *Proceedings of the 16th Annual Middleware Conference*, pages 173–184, 2015.
- [46] J. Behl, T. Distler, and R. Kapitza. Hybrids on steroids: Sgx-based high performance bft. In *Proceedings of the Twelfth European Conference on Computer Systems*, pages 222–237, 2017.
- [47] M. Ben-Or. Another advantage of free choice: Completely asynchronous agreement protocols (extended abstract). In *Proceedings of the 2nd ACM Annual Symposium on Principles of Distributed Computing, Montreal, Quebec*, pages 27–30, 1983.

- [48] E. Ben-Sasson, I. Bentov, Y. Horesh, and M. Riabzev. Scalable zero knowledge with no trusted setup. In *Annual international cryptography conference*, pages 701–732. Springer, 2019.
- [49] C. Berger and H. P. Reiser. Scaling byzantine consensus: A broad analysis. In *Proceedings of the 2nd Workshop on Scalable and Resilient Infrastructures for Distributed Ledgers*, pages 13–18, 2018.
- [50] C. Berger, H. P. Reiser, J. Sousa, and A. Bessani. Resilient wide-area byzantine consensus using adaptive weighted replication. In *Symposium on Reliable Distributed Systems (SRDS)*, pages 183–18309. IEEE, 2019.
- [51] A. Bessani, M. Correia, B. Quaresma, F. André, and P. Sousa. Depsky: dependable and secure storage in a cloud-of-clouds. *Transactions on Storage (TOS)*, 9(4):12, 2013.
- [52] A. Bessani, J. Sousa, and E. E. Alchieri. State machine replication for the masses with bft-smart. In *2014 44th Annual IEEE/IFIP International Conference on Dependable Systems and Networks*, pages 355–362. IEEE, 2014.
- [53] A. N. Bessani, P. Sousa, M. Correia, N. F. Neves, and P. Verissimo. The crucial way of critical infrastructure protection. *IEEE Security & Privacy*, 6(6):44–51, 2008.
- [54] M. Biely, Z. Milosevic, N. Santos, and A. Schiper. S-paxos: Offloading the leader for high throughput state machine replication. In *Symposium on Reliable Distributed Systems (SRDS)*, pages 111–120. IEEE, 2012.
- [55] K. P. Birman, T. A. Joseph, T. Raeuchle, and A. El Abbadi. Implementing fault-tolerant distributed objects. *Trans. on Software Engineering*, (6):502–508, 1985.
- [56] F. Borran and A. Schiper. A leader-free byzantine consensus algorithm. In *International Conference on Distributed Computing and Networking*, pages 67–78. Springer, 2010.
- [57] G. Bracha. An asynchronous $[(n-1)/3]$ -resilient consensus protocol. In *Symposium on Principles of distributed computing*, pages 154–162, 1984.
- [58] G. Bracha and S. Toueg. Asynchronous consensus and broadcast protocols. *Journal of the ACM (JACM)*, 32(4):824–840, 1985.
- [59] F. Brasileiro, F. Greve, A. Mostéfaoui, and M. Raynal. Consensus in one communication step. In *Int. Conf. on Parallel Computing Technologies (PaCT)*, pages 42–50. Springer, 2001.
- [60] M. Bravo, G. Chockler, and A. Gotsman. Making byzantine consensus live. In *34th International Symposium on Distributed Computing (DISC 2020)*. Schloss Dagstuhl-Leibniz-Zentrum für Informatik, 2020.
- [61] N. Bronson, Z. Amsden, G. Cabrera, P. Chakka, P. Dimov, H. Ding, J. Ferris, A. Giardullo, S. Kulkarni, H. Li, et al. Tao: Facebook’s distributed data store for the social graph. In *Annual Technical Conf. (ATC)*, pages 49–60. USENIX Association, 2013.
- [62] R. G. Brown, J. Carlyle, I. Grigg, and M. Hearn. Corda: an introduction. *R3 CEV, August*, 1(15):14, 2016.
- [63] E. Buchman. *Tendermint: Byzantine fault tolerance in the age of blockchains*. PhD thesis, 2016.
- [64] E. Buchman, J. Kwon, and Z. Milosevic. The latest gossip on bft consensus. *arXiv preprint arXiv:1807.04938*, 2018.
- [65] V. Buterin and V. Griffith. Casper the friendly finality gadget. *arXiv preprint arXiv:1710.09437*, 2017.
- [66] C. Cachin, K. Kursawe, F. Petzold, and V. Shoup. Secure and efficient asynchronous broadcast protocols. In *Annual Int. Cryptology Conf.*, pages 524–541. Springer, 2001.
- [67] C. Cachin, K. Kursawe, and V. Shoup. Random oracles in constantinople: Practical asynchronous byzantine agreement using cryptography. *Journal of Cryptology*, 18(3):219–246, 2005.
- [68] C. Cachin and M. Vukolić. Blockchain consensus protocols in the wild. In *Int. Symposium on Distributed Computing (DISC)*, pages 1–16, 2017.
- [69] M. Castro and B. Liskov. Proactive recovery in a byzantine-fault-tolerant system. In *Symposium on Operating Systems Design and Implementation (OSDI)*, 2000.
- [70] M. Castro and B. Liskov. Practical byzantine fault tolerance and proactive recovery. *Transactions on Computer Systems (TOCS)*, 20(4):398–461, 2002.
- [71] M. Castro, B. Liskov, et al. Practical byzantine fault tolerance. In *Symposium on Operating systems design and implementation (OSDI)*, volume 99, pages 173–186. USENIX Association, 1999.
- [72] B. Y. Chan and E. Shi. Streamlet: Textbook streamlined blockchains. In *Proceedings of the 2nd ACM Conf. on Advances in Financial Technologies*, pages 1–11, 2020.
- [73] T. H. Chan, R. Pass, and E. Shi. Pala: A simple partially synchronous blockchain. *Cryptology ePrint Archive*, 2018.

- [74] T. H. Chan, R. Pass, and E. Shi. Pili: An extremely simple synchronous blockchain. *Cryptology ePrint Archive*, 2018.
- [75] T. D. Chandra, R. Griesemer, and J. Redstone. Paxos made live: an engineering perspective. In *Proceedings of the twenty-sixth annual ACM symposium on Principles of distributed computing*, pages 398–407, 2007.
- [76] T. D. Chandra and S. Toueg. Unreliable failure detectors for reliable distributed systems. *Journal of the ACM (JACM)*, 43(2):225–267, 1996.
- [77] A. Charapko, A. Ailijiang, and M. Demirbas. Pigpaxos: Devouring the communication bottlenecks in distributed consensus. In *SIGMOD Int Conf on Management of Data*, pages 235–247, 2021.
- [78] J. M. Chase. Quorum white paper, 2016.
- [79] B.-G. Chun, P. Maniatis, S. Shenker, and J. Kubiatowicz. Attested append-only memory: Making adversaries stick to their word. In *Operating Systems Review (OSR)*, volume 41-6, pages 189–204. ACM SIGOPS, 2007.
- [80] A. Clement, M. Kapritsos, S. Lee, Y. Wang, L. Alvisi, M. Dahlin, and T. Riche. Upright cluster services. In *Symposium on Operating systems principles (SOSP)*, pages 277–290. ACM, 2009.
- [81] A. Clement, E. L. Wong, L. Alvisi, M. Dahlin, and M. Marchetti. Making byzantine fault tolerant systems tolerate byzantine faults. In *Symposium on Networked Systems Design and Implementation (NSDI)*, volume 9, pages 153–168. USENIX Association, 2009.
- [82] J. C. Corbett, J. Dean, M. Epstein, A. Fikes, et al. Spanner: Google’s globally distributed database. *Transactions on Computer Systems (TOCS)*, 31(3):8, 2013.
- [83] M. Correia, N. F. Neves, L. C. Lung, and P. Veríssimo. Low complexity byzantine-resilient consensus. *Distributed Computing*, 17(3):237–249, 2005.
- [84] M. Correia, N. F. Neves, L. C. Lung, and P. Veríssimo. Worm-it—a wormhole-based intrusion-tolerant group communication system. *Journal of Systems and Software*, 80(2):178–197, 2007.
- [85] M. Correia, N. F. Neves, and P. Verissimo. How to tolerate half less one byzantine nodes in practical distributed systems. In *Int. Symposium on Reliable Distributed Systems (SRDS)*, pages 174–183. IEEE, 2004.
- [86] M. Correia, N. F. Neves, and P. Veríssimo. From consensus to atomic broadcast: Time-free byzantine-resistant protocols without signatures. *The Computer Journal*, 49(1):82–96, 2006.
- [87] M. Correia, N. F. Neves, and P. Verissimo. Bft-to: Intrusion tolerance with less replicas. *The Computer Journal*, 56(6):693–715, 2013.
- [88] M. Correia, G. S. Veronese, N. F. Neves, and P. Verissimo. Byzantine consensus in asynchronous message-passing systems: a survey. *International Journal of Critical Computer-Based Systems*, 2(2):141–161, 2011.
- [89] V. Costan, I. Lebedev, and S. Devadas. Sanctum: Minimal hardware extensions for strong software isolation. In *USENIX Security Symposium*, pages 857–874, 2016.
- [90] D. Cotroneo, R. Natella, R. Pietrantuono, and S. Russo. A survey of software aging and rejuvenation studies. *ACM Journal on Emerging Technologies in Computing Systems (JETC)*, 10(1):1–34, 2014.
- [91] J. Cowling, D. Myers, B. Liskov, R. Rodrigues, and L. Shriram. Hq replication: A hybrid quorum protocol for byzantine fault tolerance. In *Symposium on Operating systems design and implementation (OSDI)*, pages 177–190. USENIX Association, 2006.
- [92] T. Crain, V. Gramoli, M. Larrea, and M. Raynal. Dbft: Efficient leaderless byzantine consensus and its application to blockchains. In *Int. Symposium on Network Computing and Applications (NCA)*, pages 1–8. IEEE, 2018.
- [93] T. Crain, C. Natoli, and V. Gramoli. Red belly: a secure, fair and scalable open blockchain. In *IEEE Symposium on Security and Privacy (S&P’21)*, 2021.
- [94] G. DeCandia, D. Hastorun, M. Jampani, G. Kakulapati, A. Lakshman, A. Pilchin, S. Sivasubramanian, P. Vosshall, and W. Vogels. Dynamo: amazon’s highly available key-value store. In *Operating Systems Review (OSR)*, volume 41, pages 205–220. ACM SIGOPS, 2007.
- [95] T. Distler. Byzantine fault-tolerant state-machine replication from a systems perspective. *ACM Computing Surveys (CSUR)*, 54(1):1–38, 2021.
- [96] T. Distler, C. Cachin, and R. Kapitza. Resource-efficient byzantine fault tolerance. *Transactions on Computers*, 65(9):2807–2819, 2016.
- [97] T. Distler, I. Popov, W. Schröder-Preikschat, H. P. Reiser, and R. Kapitza. Spare: Replicas on hold. In *Network and Distributed System Security Symposium (NDSS)*, 2011.

- [98] D. Dobre, G. Karame, W. Li, M. Majuntke, N. Suri, and M. Vukolić. Powerstore: Proofs of writing for efficient and robust storage. In *Proceedings of the 2013 ACM SIGSAC conference on Computer & communications security*, pages 285–298, 2013.
- [99] D. Dobre, M. Majuntke, M. Serafini, and N. Suri. Hp: Hybrid paxos for wans. In *European Dependable Computing Conf. (EDCC)*, pages 117–126. IEEE, 2010.
- [100] D. Dolev, C. Dwork, and L. Stockmeyer. On the minimal synchronism needed for distributed consensus. *Journal of the ACM (JACM)*, 34(1):77–97, 1987.
- [101] S. Duan, M. K. Reiter, and H. Zhang. Beat: Asynchronous bft made practical. In *ACM SIGSAC Conference on Computer and Communications Security (CCS)*, pages 2028–2041, 2018.
- [102] C. Dwork, N. Lynch, and L. Stockmeyer. Consensus in the presence of partial synchrony. *Journal of the ACM (JACM)*, 35(2):288–323, 1988.
- [103] M. Eischer and T. Distler. Latency-aware leader selection for geo-replicated byzantine fault-tolerant systems. In *Int. Conf. on Dependable Systems and Networks Workshops (DSN-W)*, pages 140–145. IEEE, 2018.
- [104] M. Eischer and T. Distler. Scalable byzantine fault-tolerant state-machine replication on heterogeneous servers. *Computing*, 101(2):97–118, 2019.
- [105] A. El Abbadi, D. Skeen, and F. Cristian. An efficient, fault-tolerant protocol for replicated data management. In *SIGACT-SIGMOD symposium on Principles of database systems*, pages 215–229. ACM, 1985.
- [106] A. El Abbadi and S. Toueg. Availability in partitioned replicated databases. In *SIGACT-SIGMOD symposium on Principles of database systems*, pages 240–251. ACM, 1985.
- [107] I. A. Escobar, E. Alchieri, F. L. Dotti, and F. Pedone. Boosting concurrency in parallel state machine replication. In *Int. Middleware Conf.*, pages 228–240, 2019.
- [108] M. J. Fischer, N. A. Lynch, and M. S. Paterson. Impossibility of distributed consensus with one faulty process. *Journal of the ACM (JACM)*, 32(2):374–382, 1985.
- [109] S. Forrest, A. Somayaji, and D. H. Ackley. Building diverse computer systems. In *Workshop on Hot Topics in Operating Systems*, pages 67–72. IEEE, 1997.
- [110] F. Gai, A. Farahbakhsh, J. Niu, C. Feng, I. Beschastnikh, and H. Duan. Dissecting the performance of chained-bft. In *Int Conf on Distributed Computing Systems (ICDCS)*, pages 595–606. IEEE, 2021.
- [111] M. Garcia, N. Neves, and A. Bessani. An intrusion-tolerant firewall design for protecting siem systems. In *2013 43rd Annual IEEE/IFIP Conference on Dependable Systems and Networks Workshop (DSN-W)*, pages 1–7. IEEE, 2013.
- [112] M. Garcia, N. Neves, and A. Bessani. Sieveq: A layered bft protection system for critical services. *IEEE Transactions on Dependable and Secure Computing*, 15(3):511–525, 2016.
- [113] Y. Gilad, R. Hemo, S. Micali, G. Vlachos, and N. Zeldovich. Algorand: Scaling byzantine agreements for cryptocurrencies. In *Proceedings of the 26th symposium on operating systems principles*, pages 51–68, 2017.
- [114] G. R. Goodson, J. J. Wylie, G. R. Ganger, and M. K. Reiter. Efficient byzantine-tolerant erasure-coded storage. In *International Conference on Dependable Systems and Networks, 2004*, pages 135–144. IEEE, 2004.
- [115] C. Gorenflo, L. Golab, and S. Keshav. Xox fabric: A hybrid approach to transaction execution. In *Int. Conf. on Blockchain and Cryptocurrency (ICBC)*, pages 1–9. IEEE, 2020.
- [116] C. Gorenflo, S. Lee, L. Golab, and S. Keshav. Fastfabric: Scaling hyperledger fabric to 20,000 transactions per second. In *Int. Conf. on Blockchain and Cryptocurrency (ICBC)*, pages 455–463. IEEE, 2019.
- [117] G. Greenspan. Multichain private blockchain-white paper. URL: [http://www. multichain. com/download/MultiChain-White-Paper. pdf](http://www.multichain.com/download/MultiChain-White-Paper.pdf), 2015.
- [118] R. Guerraoui, N. Knežević, V. Quéma, and M. Vukolić. The next 700 bft protocols. In *Proceedings of the 5th European conference on Computer systems*, pages 363–376, 2010.
- [119] G. G. Gueta, I. Abraham, S. Grossman, D. Malkhi, B. Pinkas, M. K. Reiter, D.-A. Seredinschi, O. Tamir, and A. Tomescu. Sbft: a scalable decentralized trust infrastructure for blockchains. In *Int. Conf. on Dependable Systems and Networks (DSN)*, pages 568–580. IEEE/IFIP, 2019.
- [120] B. Guo, Z. Lu, Q. Tang, J. Xu, and Z. Zhang. Dumbo: Faster asynchronous bft protocols. In *Proceedings of the 2020 ACM SIGSAC Conference on Computer and Communications Security*, pages 803–818, 2020.
- [121] D. Gupta, L. Perronne, and S. Bouchenak. Bft-bench: Towards a practical evaluation of robustness and effectiveness of bft protocols. In *IFIP International Conference on Distributed Applications and Interoperable Systems*, pages 115–128. Springer, 2016.

- [122] S. Gupta, J. Hellings, S. Rahnema, and M. Sadoghi. Proof-of-execution: Reaching consensus through fault-tolerant speculation. In *Int Conf. on Extending Database Technology (EDBT)*, pages 301–312, 2021.
- [123] S. Gupta, J. Hellings, and M. Sadoghi. Rcc: Resilient concurrent consensus for high-throughput secure transaction processing. In *Int Conf on Data Engineering (ICDE)*, pages 1392–1403. IEEE, 2021.
- [124] S. Gupta, S. Rahnema, J. Hellings, and M. Sadoghi. Resilientdb: Global scale resilient blockchain fabric. *Proceedings of the VLDB Endowment*, 13(6):868–883, 2020.
- [125] A. Haeberlen, P. Kouznetsov, and P. Druschel. The case for byzantine fault detection. In *HotDep*, 2006.
- [126] T. Hanke, M. Movahedi, and D. Williams. Dfinity technology overview series, consensus system. *arXiv preprint arXiv:1805.04548*, 2018.
- [127] J. Hendricks, G. R. Ganger, and M. K. Reiter. Low-overhead byzantine fault-tolerant storage. *ACM SIGOPS Operating Systems Review*, 41(6):73–86, 2007.
- [128] H. Howard, D. Malkhi, and A. Spiegelman. Flexible paxos: Quorum intersection revisited. In *20th International Conference on Principles of Distributed Systems*, 2017.
- [129] Y. Huang, C. Kintala, N. Kolettis, and N. D. Fulton. Software rejuvenation: Analysis, module and applications. In *Int. symposium on fault-tolerant computing. Digest of papers*, pages 381–390. IEEE, 1995.
- [130] F. P. Junqueira, B. C. Reed, and M. Serafini. Zab: High-performance broadcast for primary-backup systems. In *2011 IEEE/IFIP 41st International Conference on Dependable Systems & Networks (DSN)*, pages 245–256. IEEE, 2011.
- [131] R. Kallman, H. Kimura, J. Natkins, A. Pavlo, A. Rasin, S. Zdonik, E. P. Jones, S. Madden, M. Stonebraker, Y. Zhang, et al. H-store: a high-performance, distributed main memory transaction processing system. *Proc. of the VLDB Endowment*, 1(2):1496–1499, 2008.
- [132] R. Kapitza, J. Behl, C. Cachin, T. Distler, S. Kuhnle, S. V. Mohammadi, W. Schröder-Preikschat, and K. Stengel. Cheapbft: resource-efficient byzantine fault tolerance. In *European Conf. on Computer Systems (EuroSys)*, pages 295–308. ACM, 2012.
- [133] M. Kapritsos, Y. Wang, V. Quema, A. Clement, L. Alvisi, M. Dahlin, et al. All about eve: Execute-verify replication for multi-core servers. In *Symposium on Operating systems design and implementation (OSDI)*, volume 12, pages 237–250. USENIX Association, 2012.
- [134] M. Kelkar, S. Deb, S. Long, A. Juels, and S. Kannan. Themis: Fast, strong order-fairness in byzantine consensus. *Cryptology ePrint Archive*, 2021.
- [135] M. Kelkar, F. Zhang, S. Goldfeder, and A. Juels. Order-fairness for byzantine consensus. In *Annual Int. Cryptology Conf.*, pages 451–480. Springer, 2020.
- [136] A. Kiayias, A. Russell, B. David, and R. Oliynykov. Ouroboros: A provably secure proof-of-stake blockchain protocol. In *Annual Int. Cryptology Conf.*, pages 357–388. Springer, 2017.
- [137] R. M. Kieckhafer and M. H. Azadmanesh. Reaching approximate agreement with mixed-mode faults. *Transactions on Parallel and Distributed Systems*, 5(1):53–63, 1994.
- [138] J. Kirsch, S. Goose, Y. Amir, D. Wei, and P. Skare. Survivable scada via intrusion-tolerant replication. *IEEE Transactions on Smart Grid*, 5(1):60–70, 2013.
- [139] E. K. Kogias, P. Jovanovic, N. Gailly, I. Khoffi, L. Gasser, and B. Ford. Enhancing bitcoin security and performance with strong consistency via collective signing. In *Security Symposium*, pages 279–296. USENIX Association, 2016.
- [140] E. Kokoris-Kogias. Robust and scalable consensus for sharded distributed ledgers.
- [141] E. Kokoris-Kogias, P. Jovanovic, L. Gasser, N. Gailly, E. Syta, and B. Ford. Omniledger: A secure, scale-out, decentralized ledger via sharding. In *Symposium on Security and Privacy (SP)*, pages 583–598. IEEE, 2018.
- [142] R. Kotla, L. Alvisi, M. Dahlin, A. Clement, and E. Wong. Zyzzyva: speculative byzantine fault tolerance. *Operating Systems Review (OSR)*, 41(6):45–58, 2007.
- [143] R. Kotla and M. Dahlin. High throughput byzantine fault tolerance. In *International Conference on Dependable Systems and Networks*, pages 575–584. IEEE, 2004.
- [144] K. Kursawe. Wendy, the good little fairness widget: Achieving order fairness for blockchains. In *Proceedings of the 2nd ACM Conf. on Advances in Financial Technologies*, pages 25–36, 2020.
- [145] K. Kursawe. Wendy grows up: More order fairness. In *Int. Conf. on Financial Cryptography and Data Security*, pages 191–196. Springer, 2021.

- [146] P. Kuznetsov, A. Tonkikh, and Y. X. Zhang. Revisiting optimal resilience of fast byzantine consensus. In *Symposium on Principles of distributed computing (PODC)*, pages 343–353. ACM, 2021.
- [147] J. Kwon. Tendermint: Consensus without mining. 2014.
- [148] L. Lamport. Time, clocks, and the ordering of events in a distributed system. *Communications of the ACM*, 21(7):558–565, 1978.
- [149] L. Lamport. Paxos made simple. *ACM Sigact News*, 32(4):18–25, 2001.
- [150] L. Lamport. Generalized consensus and paxos. 2005.
- [151] L. Lamport. Fast paxos. *Distributed Computing*, 19(2):79–103, 2006.
- [152] L. Lamport. Brief announcement: Leaderless byzantine paxos. In *Int. Symposium on Distributed Computing (DISC)*, pages 141–142, 2011.
- [153] L. Lamport. The part-time parliament. In *Concurrency: the Works of Leslie Lamport*, pages 277–317. 2019.
- [154] L. Lamport and M. Massa. Cheap paxos. In *Int. Conf. on Dependable Systems and Networks (DSN)*, pages 307–314. IEEE, 2004.
- [155] L. Lamport, R. Shostak, and M. Pease. The byzantine generals problem. *Transactions on Programming Languages and Systems (TOPLAS)*, 4(3):382–401, 1982.
- [156] B. Lampson. The abcd’s of paxos. In *PODC*, volume 1, page 13. Citeseer, 2001.
- [157] D. Lee, D. Kohlbrenner, S. Shinde, K. Asanović, and D. Song. Keystone: An open framework for architecting trusted execution environments. In *European Conference on Computer Systems (EuroSys)*, pages 1–16, 2020.
- [158] K. Lev-Ari, A. Spiegelman, I. Keidar, and D. Malkhi. Fairledger: A fair blockchain protocol for financial institutions. In *23rd Int. Conf. on Principles of Distributed Systems (OPODIS)*. Schloss Dagstuhl-Leibniz-Zentrum für Informatik, 2019.
- [159] D. Levin, J. R. Douceur, J. R. Lorch, and T. Moscibroda. Trinc: Small trusted hardware for large distributed systems. In *NSDI*, volume 9, pages 1–14, 2009.
- [160] B. Li, N. Weichbrodt, J. Behl, P.-L. Aublin, T. Distler, and R. Kapitza. Troxy: Transparent access to byzantine fault-tolerant systems. In *Int. Conf. on Dependable Systems and Networks (DSN)*, pages 59–70. IEEE, 2018.
- [161] B. Li, W. Xu, M. Z. Abid, T. Distler, and R. Kapitza. Sarek: Optimistic parallel ordering in byzantine fault tolerance. In *European Dependable Computing Conf. (EDCC)*, pages 77–88. IEEE, 2016.
- [162] H. C. Li, A. Clement, A. S. Aiyer, and L. Alvisi. The paxos register. In *2007 26th IEEE International Symposium on Reliable Distributed Systems (SRDS 2007)*, pages 114–126. IEEE, 2007.
- [163] J. Li and D. Mazières. Beyond one-third faulty replicas in byzantine fault tolerant systems. In *Symposium on Networked Systems Design and Implementation (NSDI)*. USENIX Association, 2007.
- [164] W. Li, C. Feng, L. Zhang, H. Xu, B. Cao, and M. A. Imran. A scalable multi-layer pbft consensus for blockchain. *IEEE Transactions on Parallel and Distributed Systems*, 32(5):1146–1160, 2020.
- [165] B. Liskov and J. Cowling. Viewstamped replication revisited. 2012.
- [166] S. Liu, P. Viotti, C. Cachin, V. Quéma, and M. Vukolic. Xft: Practical fault tolerance beyond crashes. In *Symposium on Operating systems design and implementation (OSDI)*, pages 485–500. USENIX Association, 2016.
- [167] L. Luu, V. Narayanan, C. Zheng, K. Baweja, S. Gilbert, and P. Saxena. A secure sharding protocol for open blockchains. In *SIGSAC Conf. on Computer and Communications Security (CCS)*, pages 17–30. ACM, 2016.
- [168] D. Malkhi and M. Reiter. Unreliable intrusion detection in distributed computations. In *Computer Security Foundations Workshop*, pages 116–124. IEEE, 1997.
- [169] D. Malkhi and M. Reiter. Byzantine quorum systems. *Distributed computing*, 11(4):203–213, 1998.
- [170] D. Malkhi and M. K. Reiter. Secure and scalable replication in phalanx. In *Proceedings Seventeenth IEEE Symposium on Reliable Distributed Systems (Cat. No. 98CB36281)*, pages 51–58. IEEE, 1998.
- [171] D. Malkhi and M. K. Reiter. Survivable consensus objects. In *IEEE Symposium on Reliable Distributed Systems (SRDS)*, pages 271–279. IEEE, 1998.
- [172] Y. Mao, F. P. Junqueira, and K. Marzullo. Towards low latency state machine replication for uncivil wide-area networks. In *Workshop on Hot Topics in System Dependability*. Citeseer, 2009.
- [173] J.-P. Martin and L. Alvisi. Fast byzantine consensus. *Transactions on Dependable and Secure Computing*, 3(3):202–215, 2006.

- [174] F. McKeen, I. Alexandrovich, A. Berenzon, C. V. Rozas, H. Shafi, V. Shanbhogue, and U. R. Savagaonkar. Innovative instructions and software model for isolated execution. *Hasp@ isca*, 10(1), 2013.
- [175] F. J. Meyer and D. K. Pradhan. Consensus with dual failure modes. *Transactions on Parallel and Distributed Systems*, (2):214–222, 1991.
- [176] A. Miller, Y. Xia, K. Croman, E. Shi, and D. Song. The honey badger of bft protocols. In *ACM SIGSAC Conf. on Computer and Communications Security (CCS)*, pages 31–42, 2016.
- [177] Z. Milosevic, M. Biely, and A. Schiper. Bounded delay in byzantine-tolerant state machine replication. In *Int. Symposium on Reliable Distributed Systems (SRDS)*, pages 61–70. IEEE, 2013.
- [178] I. Moraru, D. G. Andersen, and M. Kaminsky. Egalitarian paxos. In *ACM Symposium on Operating Systems Principles*, 2012.
- [179] I. Moraru, D. G. Andersen, and M. Kaminsky. There is more consensus in egalitarian parliaments. In *ACM Symposium on Operating Systems Principles (SOSP)*, pages 358–372, 2013.
- [180] L. E. Moser, P. M. Melliar-Smith, P. Narasimhan, L. A. Tewksbury, and V. Kalogeraki. The eternal system: An architecture for enterprise applications. In *Int. Enterprise Distributed Object Computing Conf. (EDOC)*, pages 214–222. IEEE, 1999.
- [181] O. Naor, M. Baudet, D. Malkhi, and A. Spiegelman. Cogsworth: Byzantine view synchronization. *arXiv preprint arXiv:1909.05204*, 2019.
- [182] O. Naor and I. Keidar. Expected linear round synchronization: The missing link for linear byzantine smr. In *Int. Symposium on Distributed Computing (DISC)*. Schloss Dagstuhl-Leibniz-Zentrum für Informatik, 2020.
- [183] F. Nawab, D. Agrawal, and A. El Abbadi. Dpaxos: Managing data closer to users for low-latency and mobile applications. In *Proceedings of the 2018 International Conference on Management of Data*, pages 1221–1236. ACM, 2018.
- [184] F. Nawab and M. Sadoghi. Blockplane: A global-scale byzantizing middleware. In *2019 IEEE 35th Int. Conf. on Data Engineering (ICDE)*, pages 124–135. IEEE, 2019.
- [185] R. Neiheiser, M. Matos, and L. Rodrigues. Kauri: Scalable bft consensus with pipelined tree-based dissemination and aggregation. In *ACM SIGOPS Symposium on Operating Systems Principles (SOSP)*, pages 35–48, 2021.
- [186] R. Neiheiser, D. Presser, L. Rech, M. Bravo, L. Rodrigues, and M. Correia. Fireplug: Flexible and robust n-version geo-replication of graph databases. In *Int Conf on Information Networking (ICOIN)*, pages 110–115. IEEE, 2018.
- [187] N. F. Neves, M. Correia, and P. Verissimo. Solving vector consensus with a wormhole. *IEEE Transactions on Parallel and Distributed Systems*, 16(12):1120–1131, 2005.
- [188] A. Nogueira, M. Garcia, A. Bessani, and N. Neves. On the challenges of building a bft scada. In *Int. Conf. on Dependable Systems and Networks (DSN)*, pages 163–170. IEEE, 2018.
- [189] B. M. Oki and B. H. Liskov. Viewstamped replication: A new primary copy method to support highly-available distributed systems. In *Symposium on Principles of distributed computing (PODC)*, pages 8–17. ACM, 1988.
- [190] D. Ongaro and J. K. Ousterhout. In search of an understandable consensus algorithm. In *Annual Technical Conf. (ATC)*, pages 305–319. USENIX Association, 2014.
- [191] R. Pass and E. Shi. Hybrid consensus: Efficient consensus in the permissionless model. In *31 Int. Symposium on Distributed Computing*, page 6, 2017.
- [192] R. Pass and E. Shi. Thunderella: Blockchains with optimistic instant confirmation. In *Annual Int. Conf. on the Theory and Applications of Cryptographic Techniques*, pages 3–33. Springer, 2018.
- [193] F. Pedone. Boosting system performance with optimistic distributed protocols. *Computer*, 34(12):80–86, 2001.
- [194] M. Platania, D. Obenshain, T. Tantillo, Y. Amir, and N. Suri. On choosing server-or client-side solutions for bft. *ACM Computing Surveys (CSUR)*, 48(4):1–30, 2016.
- [195] D. Porto, J. Leitão, C. Li, A. Clement, A. Kate, F. Junqueira, and R. Rodrigues. Visigoth fault tolerance. In *European Conf. on Computer Systems (EuroSys)*, page 8. ACM, 2015.
- [196] J. Qi, X. Chen, Y. Jiang, J. Jiang, T. Shen, S. Zhao, S. Wang, G. Zhang, L. Chen, M. H. Au, et al. Bidl: A high-throughput, low-latency permissioned blockchain framework for datacenter networks. In *Proceedings of the ACM SIGOPS 28th Symposium on Operating Systems Principles*, pages 18–34, 2021.

- [197] M. O. Rabin. Randomized byzantine generals. In *Symposium on Foundations of Computer Science (SFCS)*, pages 403–409. IEEE, 1983.
- [198] H. V. Ramasamy and C. Cachin. Parsimonious asynchronous byzantine-fault-tolerant atomic broadcast. In *International Conference On Principles Of Distributed Systems*, pages 88–102. Springer, 2005.
- [199] H. P. Reiser and R. Kapitza. Hypervisor-based efficient proactive recovery. In *Int. Symposium on Reliable Distributed Systems (SRDS)*, pages 83–92. IEEE, 2007.
- [200] R. v. Renesse, C. Ho, and N. Schiper. Byzantine chain replication. In *International Conference On Principles Of Distributed Systems*, pages 345–359. Springer, 2012.
- [201] R. L. Rivest, A. Shamir, and L. M. Adleman. *A method for obtaining digital signatures and public key cryptosystems*. Routledge, 2019.
- [202] T. Roeder and F. B. Schneider. Proactive obfuscation. *ACM Transactions on Computer Systems (TOCS)*, 28(2):1–54, 2010.
- [203] P. Ruan, D. Loghin, Q.-T. Ta, M. Zhang, G. Chen, and B. C. Ooi. A transactional perspective on execute-order-validate blockchains. In *SIGMOD Int. Conf. on Management of Data*, pages 543–557. ACM, 2020.
- [204] F. B. Schneider. Implementing fault-tolerant services using the state machine approach: A tutorial. *Computing Surveys (CSUR)*, 22(4):299–319, 1990.
- [205] M. Serafini, P. Bokor, D. Dobre, M. Majuntke, and N. Suri. Scrooge: Reducing the costs of fast byzantine replication in presence of unresponsive replicas. In *Int. Conf. on Dependable Systems and Networks (DSN)*, pages 353–362. IEEE, 2010.
- [206] A. Sharma, F. M. Schuhknecht, D. Agrawal, and J. Dittrich. Blurring the lines between blockchains and database systems: the case of hyperledger fabric. In *SIGMOD Int. Conf. on Management of Data*, pages 105–122. ACM, 2019.
- [207] V. Shoup. Practical threshold signatures. In *International Conference on the Theory and Applications of Cryptographic Techniques*, pages 207–220. Springer, 2000.
- [208] N. Shrestha, I. Abraham, L. Ren, and K. Nayak. On the optimality of optimistic responsiveness. In *ACM SIGSAC Conf. on Computer and Communications Security (CCS)*, pages 839–857, 2020.
- [209] A. Singh, T. Das, P. Maniatis, P. Druschel, and T. Roscoe. Bft protocols under fire. In *NSDI*, volume 8, pages 189–204, 2008.
- [210] H.-S. Siu, Y.-H. Chin, and W.-P. Yang. A note on consensus on dual failure modes. *Transactions on Parallel and Distributed Systems*, 7(3):225–230, 1996.
- [211] Y. J. Song and R. van Renesse. Bosco: One-step byzantine asynchronous consensus. In *Int. Symposium on Distributed Computing (DISC)*, pages 438–450. Springer, 2008.
- [212] J. Sousa and A. Bessani. Separating the wheat from the chaff: An empirical design for geo-replicated state machines. In *Symposium on Reliable Distributed Systems (SRDS)*, pages 146–155. IEEE, 2015.
- [213] P. Sousa, A. N. Bessani, M. Correia, N. F. Neves, and P. Verissimo. Highly available intrusion-tolerant services with proactive-reactive recovery. *IEEE Transactions on Parallel and Distributed Systems*, 21(4):452–465, 2009.
- [214] C. Stathakopoulou, T. David, and M. Vukolic. Mir-bft: High-throughput bft for blockchains. *arXiv preprint arXiv:1906.05552*, 2019.
- [215] C. Stathakopoulou, S. Rüsch, M. Brandenburger, and M. Vukolić. Adding fairness to order: Preventing front-running attacks in bft protocols using tees. In *Int Symp on Reliable Distributed Systems (SRDS)*, pages 34–45. IEEE, 2021.
- [216] F. Suri-Payer, M. Burke, Z. Wang, Y. Zhang, L. Alvisi, and N. Crooks. Basil: Breaking up bft with acid (transactions). In *ACM SIGOPS Symposium on Operating Systems Principles (SOSP)*, pages 1–17, 2021.
- [217] P. Thambidurai, Y.-K. Park, et al. Interactive consistency with multiple failure modes. In *Symposium on Reliable Distributed Systems (SRDS)*, pages 93–100. IEEE, 1988.
- [218] G. Tsudik. Message authentication with one-way hash functions. *ACM SIGCOMM Computer Communication Review*, 22(5):29–38, 1992.
- [219] R. Van Renesse, N. Schiper, and F. B. Schneider. Vive la différence: Paxos vs. viewstamped replication vs. zab. *IEEE Transactions on Dependable and Secure Computing*, 12(4):472–484, 2014.
- [220] P. E. Verissimo. Travelling through wormholes: a new look at distributed systems models. *ACM SIGACT News*, 37(1):66–81, 2006.

- [221] G. S. Veronese, M. Correia, A. N. Bessani, and L. C. Lung. Spin one’s wheels? byzantine fault tolerance with a spinning primary. In *Int. Symposium on Reliable Distributed Systems (SRDS)*, pages 135–144. IEEE, 2009.
- [222] G. S. Veronese, M. Correia, A. N. Bessani, and L. C. Lung. Ebawa: Efficient byzantine agreement for wide-area networks. In *Int. Symposium on High Assurance Systems Engineering (HASE)*, pages 10–19. IEEE, 2010.
- [223] G. S. Veronese, M. Correia, A. N. Bessani, L. C. Lung, and P. Verissimo. Efficient byzantine fault-tolerance. *Transactions on Computers*, 62(1):16–30, 2013.
- [224] G. Voron and V. Gramoli. Dispel: Byzantine smr with distributed pipelining. *arXiv preprint arXiv:1912.10367*, 2019.
- [225] M. Whittaker, A. Ailijiang, A. Charapko, M. Demirbas, N. Giridharan, J. M. Hellerstein, H. Howard, I. Stoica, and A. Szekeres. Scaling replicated state machines with compartmentalization. *Proceedings of the VLDB Endowment*, 14(11):2203–2215, 2021.
- [226] T. Wood, R. Singh, A. Venkataramani, P. Shenoy, and E. Cecchet. Zz and the art of practical bft execution. In *Conf. on Computer systems*, pages 123–138. ACM, 2011.
- [227] D. Yakira, A. Asayag, G. Cohen, I. Grayevsky, M. Leshkowitz, O. Rottenstreich, and R. Tamari. Helix: A fair blockchain consensus protocol resistant to ordering manipulation. *IEEE Transactions on Network and Service Management*, 18(2):1584–1597, 2021.
- [228] J. Yin, J.-P. Martin, A. Venkataramani, L. Alvisi, and M. Dahlin. Separating agreement from execution for byzantine fault tolerant services. *Operating Systems Review (OSR)*, 37(5):253–267, 2003.
- [229] M. Yin, D. Malkhi, M. K. Reiter, G. G. Gueta, and I. Abraham. Hotstuff: Bft consensus with linearity and responsiveness. In *Symposium on Principles of Distributed Computing (PODC)*, pages 347–356. ACM, 2019.
- [230] M. Zamani, M. Movahedi, and M. Raykova. Rapidchain: Scaling blockchain via full sharding. In *SIGSAC Conf. on Computer and Communications Security*, pages 931–948. ACM, 2018.
- [231] G. Zhang, F. Pan, M. Dang’ana, Y. Mao, S. Motepalli, S. Zhang, and H.-A. Jacobsen. Reaching consensus in the byzantine empire: A comprehensive review of bft consensus algorithms. *arXiv preprint arXiv:2204.03181*, 2022.
- [232] Y. Zhang, S. Setty, Q. Chen, L. Zhou, and L. Alvisi. Byzantine ordered consensus without byzantine oligarchy. In *USENIX Symposium on Operating Systems Design and Implementation (OSDI)*, pages 633–649, 2020.
- [233] L. Zhou, F. Schneider, R. VanRenesse, and Z. Haas. Secure distributed on-line certification authority, Aug. 22 2002. US Patent App. 10/001,588.
- [234] L. Zhou, F. B. Schneider, and R. Van Renesse. Coca: A secure distributed online certification authority. *ACM Transactions on Computer Systems (TOCS)*, 20(4):329–368, 2002.