

# Augmentations: An Insight into their Effectiveness on Convolution Neural Networks

Sabeesh Ethiraj<sup>1</sup>, Bharath Kumar Bolla<sup>2</sup>

<sup>1</sup>Liverpool John Moores University, London  
[sabeesh90@yahoo.co.uk](mailto:sabeesh90@yahoo.co.uk)

<sup>2</sup>Salesforce, Hyderabad, India  
[bolla111@gmail.com](mailto:bolla111@gmail.com)

**Abstract.** Augmentations are the key factor in determining the performance of any neural network as they provide a model with a critical edge in boosting its performance. Their ability to boost a model's robustness depends on two factors, viz-a-viz, the model architecture, and the type of augmentations. Augmentations are very specific to a dataset, and it is not imperative that all kinds of augmentation would necessarily produce a positive effect on a model's performance. Hence there is a need to identify augmentations that perform consistently well across a variety of datasets and also remain invariant to the type of architecture, convolutions, and the number of parameters used. This paper evaluates the effect of parameters using 3x3 and depth-wise separable convolutions on different augmentation techniques on MNIST, FMNIST, and CIFAR10 datasets. Statistical Evidence shows that techniques such as Cutouts and Random horizontal flip were consistent on both parametrically low and high architectures. Depth-wise separable convolutions outperformed 3x3 convolutions at higher parameters due to their ability to create deeper networks. Augmentations resulted in bridging the accuracy gap between the 3x3 and depth-wise separable convolutions, thus establishing their role in model generalization. At higher number augmentations did not produce a significant change in performance. The synergistic effect of multiple augmentations at higher parameters, with antagonistic effect at lower parameters, was also evaluated. The work proves that a delicate balance between architectural supremacy and augmentations needs to be achieved to enhance a model's performance in any given deep learning task.

**Keywords:** Deep Learning, Depth-wise Separable convolutions, Global Average Pooling, Cutouts, Mixup, Augmentations, Augmentation paradox.

## 1 Introduction

Data augmentations have become a crucial step in the model building of any deep learning algorithm due to their ability to give a distinctive edge to a model's performance and robustness [1]. The efficiency of these augmentations largely depends

on the type and the number of augmentations used in each scenario. The effectiveness of augmentations in improving a model's performance depends on model capacity, the number of training parameters, type of convolutions used, the model architecture, and the dataset used. Augmentations are very specific to the factors mentioned herewith, and it is not imperative that all kinds of augmentation would necessarily produce a positive effect on a model's performance. Furthermore, very few studies have evaluated the relationship between augmentations, model capacity, and types of convolutions used.

Data augmentations can range from simple techniques such as Rotation or random flip to complex techniques such as Mixup and Cutouts. The efficiency of these techniques in improving a model's performance and robustness is critical in the case of smaller architectures as they are ideal for deployment on Edge / Mobile devices due to the lesser model size and decreased training parameters. Not every deep learning task requires an architecture optimized on generic datasets like Imagenet. Hence, there is a need to build custom-made lightweight models that perform as efficiently as an over-parameterized architecture. One such technique to help achieve reduced model size is the utilization of Depth-wise Separable convolutions[2]. In this paper, experiments have been designed to answer the primary objectives mentioned below.

- To evaluate the relationship between model capacity and augmentation
- To evaluate the effect of model capacity on multiple augmentations
- To evaluate the effect of depth wise separable convolution on augmentation

## **2 Literature Review**

Lately, work on augmentations and architectural efficiency has been the hallmark of research, making models more efficient and robust. The research methods implemented in the paper have been implemented in various works summarized below.

### **2.1 Depth-wise Separable Convolutions and GAP**

Depth-wise convolutions were first established in the Xception network [3] and were later incorporated in the MobileNet [2] architecture to build lighter models. Due to the mathematical efficiency, these convolutions help reduce the number of training parameters in contrast to a conventional 3x3 kernel. Traditional CNNs linearize the learned parameters by creating a single dimension vector at the end of all convolutional blocks. However, it was shown that this compromises a network's ability to localize the features extracted by the preceding convolutional blocks [4]. It was also shown that [5] that earlier layers capture only low-level features while the higher layers capture task-specific features, which need to be preserved to retain much of the information. This was made possible by the concept of Global Average Pooling, wherein the information learned by the convolutions is condensed into a single dimension vector. The work done

by [6] has also stressed the importance of Depth-wise convolutions and Global average pooling layer wherein deep neural networks were trained using these techniques, and a significant improvement in model performance was observed despite the reduction in the number of parameters. The techniques have been widely used in industrial setting as in the case of detecting minor faults in case of gear box anomalies [7], where in retaining special dimension of features is very important, considering the minor nature of these faults and a high probability of missing them during regular convolutions. A similar study in the classification of teeth category was done where in the results of max pooling was compared with that of average pooling [8].

## **2.2 Data Augmentation**

Work on Regularization functions was done as early as 1995 to make models more robust, such as the radial and hyper basis functions [9]. These focus on a better approximation of the losses. Bayesian regularized ANNs [10] were more robust than conventional regularization techniques, which work on the mathematical principle of converting non-Linear regression into ridge regression, eliminating the need for lengthy cross-validation. State-of-the-art results were obtained on CIFAR-10 and CIFAR-100 datasets using Cutouts [11] to make models more robust and generalizable. Similarly, [12] the concept of mixup wherein combining the input and target variables resulting in a completely new virtual example resulted in higher model performance due to increased generalization. Even conventional baseline augmentations [1] have been shown to perform complex augmentation techniques such as GANs in augmenting the training samples. Combining self-supervision learning and transfer learning has also been shown to boost model performance [13] when no label is provided in some instances to enable powerful learning of the feature representations that are not biased. However, the effects of augmentations are not simply restricted to the improvement of model performance alone, as seen in the work done by [14], where other properties of augmentation such as test-time, resolution impact, and curriculum learning were studied. Though augmentations generally improve model performance most of the time, augmentation may not necessarily and always positively affect a neural network. They do have their shortcomings, as described in work done by [15].

## **3 Research Methodology**

The methodology focuses on studying the effect of augmentations on different architectures (varying parameters) across three different datasets (CIFAR10, FMNIST and MNIST consisting of 50000 training and 10000 validation samples) using 3x3 and depth wise separable convolutions. Augmentation techniques have been chosen judiciously to perform a wide variety of transformations to the input images so that the effect of these techniques would be more explainable from the research perspective. The augmentations have been performed using Pytorch and the Mosaic ML library [16].




Figure 1. A representation of various augmentation techniques



Figure 2. Cutout



Figure 3. Mixup

### 3.1 Depth-wise Separable Convolutions

The mathematical intuition behind the depth wise convolutions is reducing the number of training parameters for the same number of features extracted by a 3x3 kernel. This is achieved by combining depth-wise channel separation and a 3x3 kernel followed by a point-wise convolution to summate the separated features learned in the previous step.

### 3.2 Global Average Pooling

Global average Pooling (GAP) is performed by taking the average of all the neurons/pixels in each output channel of the last convolutional layer resulting in a linear vector.

### 3.3 Random Rotation and Random Horizontal Flip

Random Rotation of 10 degrees (Figure 1) was chosen and applied uniformly on all the datasets to keep the variation constant across datasets. The rotation was kept minimal at 10 degrees to avoid any significant distortion of the original distribution. In case of random horizontal flip, the augmentation is applied with a probability of 0.5, where there is a lateral rotation of the images.

### 3.4 Random Affine and Random Perspective

Random Affine (Figure 1) is a combination of rotation and a random amount of translation along the width and the height of the image as defined by the model's hyperparameters. Random perspective performs a random perspective transformation of the input image along all the three axes.

### 3.5 Cutout

The Cutout is a regularisation or augmentation technique in which pixels from an input image are clipped. Random 8x8 masks (Figure 2 – Sample) have been clipped in the experiments to avoid any extreme influence of both smaller and larger Cutouts which can affect model performance significantly.

### 3.6 Mixup

Mixup is a regularization technique in different input samples and their target labels to create a different set of virtual training examples, as shown in Figure 3. A hyperparameter  $\delta$  controls the mixup. The mathematical formula for mixup is shown in Equation 1 where  $\hat{x}$  and  $\hat{y}$  are new virtual distributions created from the original distribution

$$\begin{aligned}\hat{x} &= \delta x_i + (1 - \delta)x_j \\ \hat{y} &= \delta y_i + (1 - \delta)y_j\end{aligned}$$

**Equation 1.** Virtual distribution

### 3.7 Loss Function

The loss function used here is the cross-entropy loss as this is a multiclass classification.

$$CE = - \sum_i^c t_i \log(s_i)$$

**Equation 2.** Cross-Entropy Loss

### 3.8 Evaluation Metrics

Validation Accuracy and the percentage of accuracy change from the baseline model for every architecture are used as evaluation metrics.

### 3.9 Model Architecture

**Table 1.** Model Architectures

Architectures incorporating Global Average Pooling across datasets				
MNIST	Fashion MNIST		CIFAR-10	
1.5K - 1560	<b>1.5K DW</b>	- <b>1560</b>	5.8K NDW	- 5,886
	5.7K NDW	- 5722	7.9K NDW	- 7,921
	<b>5.6K DW</b>	- <b>5626</b>	25K NDW	- 25,298
	7.8K NDW	- 7,777	<b>25K DW</b>	- <b>24,788</b>
	<b>7.6K DW</b>	- <b>7,621</b>	140K NDW	- 143,218
	25K NDW	- 25,154	<b>140K DW</b>	- <b>143,406</b>
	<b>25K DW</b>	- <b>24,644</b>	340K NDW	- 340,010
	140K NDW	- 142,930	<b>340K DW</b>	- <b>344,508</b>
	<b>140K DW</b>	- <b>143,118</b>	600K NDW	- 590,378
	600K NDW	- 600,575	<b>600K DW</b>	- <b>599,913</b>
	<b>600K DW</b>	- <b>599,625</b>	1M NDW	- 1,181,970
			<b>1M DW</b>	- <b>1,159,474</b>

(\* NDW – non depth wise (3x3) / DW - Depth-wise Separable convolutions)

Architectures (Table 1) have been built by sequentially reducing the number of parameters using the concepts of Depth Wise Convolutions and Global Average Pooling followed by application of various augmentations (Figure 4).

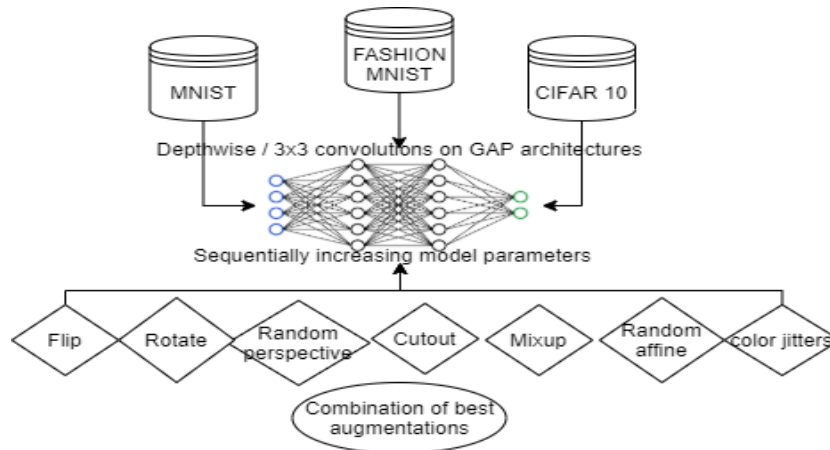


Figure 4. Proposed Methodology

## 4 Results

The validation accuracies of different architectures (parameters) have been summarized in Tables 1,2,3, and 4 on both the FMNIST and CIFAR 10 datasets.

Table 1. Accuracies of 3x3 Convolutions – FMNIST

Techniques	5.7K	7.8K	25K	140K	600K
Baseline	90.12	90.6	91.81	93.55	94.19
Cutouts	91	91.51	92.45	93.87	94.7
Mixup	90.03	90.29	91.65	94.17	94.7
Random Rotation	90.17	90.34	91.64	93.57	94.39
Random horizontal flip	91.07	91.23	92.17	93.81	94.72
Color jitters	88.04	88.69	88.61	91.38	92.17
Random Affine	86.38	86.52	89.12	92.36	93.51
Random perspective	88.72	89.17	90.89	92.83	94.06

Table 2. Accuracies of Depth-wise Separable Convolutions - FMNIST

Techniques	1.5K	5.6K	7.6K	25K	140K	600K
Baseline	87.39	89.32	90.03	91.28	93.36	94.19
Cutouts	88.74	91.09	91.22	92.18	93.82	94.85
Mixup	86.49	89.69	89.9	91.71	93.99	94.84
Random Rotation	87.51	90.24	90.47	91.29	93.45	94.42
Random horizontal flip	87.57	90.37	91.27	91.86	93.57	94.92
Color jitters	84.7	88	88.09	88.51	91.28	92.13
Random Affine	83.23	85.85	86.68	88.29	92.41	93.57
Random perspective	85.41	88.29	88.59	90.31	92.86	94.43

Table 3. Accuracies of 3x3 Convolutions - CIFAR10

Techniques	5.7K	7.8K	25k	140k	340K	590K	1M
Baseline	70.12	72.15	73.67	82.79	85.49	86.3	85.69
Cutouts	70.89	72.06	75.91	84.53	87.04	87.6	87.49
Mixup	71.62	73.33	76.33	84.81	87.62	87.54	88.21
Random Rotation	70.35	72.11	74.97	83.02	85.84	86.45	86.16
Random horizontal flip	71.58	73.32	77.41	84.9	87.76	88.53	88.12
Color jitters	69.2	68.79	71.96	79.91	82.92	83.93	83.31
Random Affine	59.93	60.61	68.39	81.13	84.76	85.55	85.17
Random perspective	67.31	67.85	74.55	82.7	86.71	87.66	86.83

Table 4. Accuracies of Depth-wise Separable Convolutions - CIFAR10

Techniques	25k	140K	340K	590K	1M
Baseline	70.75	81.06	83.7	86.7	85.96
Cutouts	72.49	82.56	85.36	87.85	87.89
Mixup	72.85	83.45	86.14	88.86	88.55
Random Rotation	72.1	81.34	83.81	87.62	86.71
Random horizontal flip	74.66	84.04	86.72	89.12	89.01
Color jitters	70.89	78.98	81.09	84.2	84.17
Random Affine	61.8	79.43	82.58	86.74	86.3
Random perspective	69.95	81.34	84.77	88.38	86.38

#### 4.1 Augmentations on Depth-Wise Separable Convolutions

**Equivocal performances on Architectural Saturation.** On the FMNIST dataset, baseline architectures with fewer parameters and 3x3 convolutions performed better than depth wise separable convolutions due to a 3x3 convolution's improved feature extraction. However, on the incorporation of augmentation techniques, the difference in validation accuracies between the depth-wise Conv and 3x3 Conv architectures diminishes considerably (*"Diminishing differences"*) with **equivocal performances** by both types of convolutions in most cases (Table 5 and Table 6) as the architecture approaches **saturation**, beyond which there is no significant improvement in accuracy even with augmentations.

Table 5. The difference in accuracies (3x3 Conv - depth wise conv) – FMNIST

Techniques	5.5K	7.8K	25K	140K	600K
Baseline	0.8	0.57	0.53	0.19	0
Cutouts	-0.09	0.29	0.27	0.05	-0.15
Mixup	0.34	0.39	-0.06	0.18	-0.14
Random Rotation	-0.07	-0.13	0.35	0.12	-0.03
Random horizontal flip	0.7	-0.04	0.31	0.24	-0.2
Colour jitters	0.04	0.6	0.1	0.1	0.04
Random affine	0.53	-0.16	0.83	-0.05	-0.06
Random perspective	0.43	0.58	0.58	-0.03	-0.37

Table 6. Difference in accuracies (3x3 conv - depth wise Conv) - CIFAR10

Techniques	25K	140K	340K	600K	1M
Baseline	2.92	1.73	1.79	-0.4	-0.27
Cutouts	3.42	1.97	1.68	-0.25	-0.4
Mixup	3.48	1.36	1.48	-1.32	-0.34
Random Rotation	2.87	1.68	2.03	-1.17	-0.55
Random horizontal flip	2.75	0.86	1.04	-0.59	-0.89
Colour jitters	1.07	0.93	1.83	-0.27	-0.86
Random affine	6.59	1.7	2.18	-1.19	-1.13
Random perspective	4.6	1.36	1.94	-0.72	0.45

**Additive effect of Model capacity in Depth wise convolutions.** The above phenomenon of diminishing differences is not seen in the CIFAR-10 experiments suggesting that there is scope for improvement in model performance by fine-tuning the layers. However, with a **higher number of parameters (>600K)**, **depth wise convolutions perform better than 3x3 convolutions as they enable a neural network to go deeper in terms of the number of convolutional layers.**

#### 4.2 Consistency of Augmentations on Architectural Diversity

Augmentation techniques have been applied to different architectures and a relative ranking score was given to each of these techniques based on the average change in



accuracy and standard deviation. A higher ranking was given to augmentations with the least standard deviation and higher gain in accuracy (Table 7). It was observed that Cutouts and a simple technique such as Random Horizontal Flip performed consistently superior to other techniques. It remained invariant to change in model capacity, architectural depth, and convolutions as evident from the least standard deviation and highest change in accuracy. On the CIFAR-10 dataset, mixup achieved the highest accuracy which is attributed to the wide distribution of classes. At the same time, the same technique and random horizontal flip decreased model performance on the MNIST dataset. Random affine, colour jitters, and random perspective negatively impacted (Augmentation paradox) on the accuracy on both the datasets.

Table 7. Change in accuracies / Change in Standard Deviation - Augmentation

Aug	FMNIST			CIFAR 10			MNIST
	STD	Change in Acc	Rank	STD	Change in Acc	Rank	Change in Acc
Cutouts	<b>0.47</b>	<b>0.96</b>	<b>1</b>	0.76	1.78	2	<b>0.1</b>
Mixup	0.53	0.15	4	<b>0.59</b>	<b>2.59</b>	<b>1</b>	-0.5
Rand Rotate	0.34	0.17	3	0.61	0.65	3	0.46
Rand HFlip	0.38	0.67	2	<b>1.10</b>	<b>3.21</b>	<b>1</b>	-0.81
Color jitters	0.54	-2.41	5	1.13	-2.56	5	0.74
Rand affine	1.52	-2.81	6	5.87	-4.80	6	-2
Rand perspective	0.69	-1.04	7	2.35	-0.14	4	-0.99

### 4.3 The superiority of parameters over augmentations

The difference in accuracy gains/losses across the various augmentation strategies reduces as the number of model parameters increases. This tendency is particularly pronounced in augmentation strategies that degrade model performance. This is seen statistically (Figure 5), where higher architectures have lower standard deviations of accuracies. This phenomenon is indicative of the following hypothesis. Positive augmentations such as Cutouts, Mixup, Random rotation, and random horizontal flip have no meaningful influence on accuracy at larger parameter counts (low SD). In contrast, the performance of negative augmentations such as Color Jitters, Random affine, and Random perspective improves with the number of parameters. The neurons' enhanced learning capacity mitigates the effect of negative augmentation strategies at higher settings. In contrast, at lesser number of parameters, the effect of negative augmentation is exaggerated on both datasets as evident by the increased SD.

### 4.4 Combining Augmentations

Augmentations that positively affect the model performance in terms of accuracy were combined in varying combinations. At higher number of parameters combining different augmentations resulted in a synergistic effect. However, an antagonistic effect was observed at a lesser number of parameters. This can be attributed to models'

relatively lesser learning capability with fewer parameters. The observations are summarized in Tables 8, 9, 10, and 11.

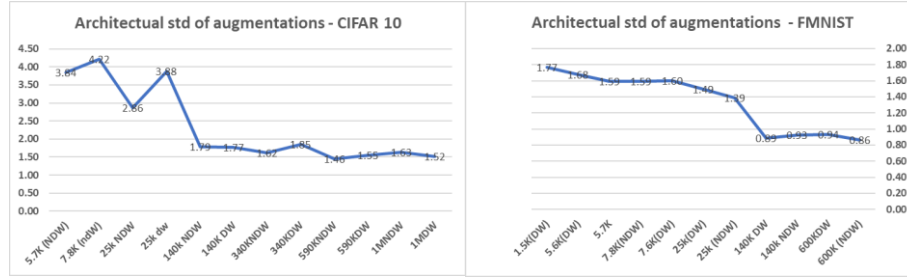


Figure 5. Standard deviation of changes in accuracy for various techniques

Table 8. Effect of Combining Augmentations - MNIST

Models (1.5K params) - MNIST	Accuracy	Effect
1. Baseline	98.35	Baseline
2. Cutout + Random Rotation	98.73	Synergist to 1
3. Cutout + Random Rotation + Colour Jitters	98.23	Antagonist to 1 & 2
4. Cutout + Colour jitters	98.9	Synergist to 1,2 & 3

Table 9. Effect of Combining Augmentations - FMNIST

Architecture	Accuracy w.r.t Augmentations - FMNIST	Effect
140k 3x3 convolutions	1. Baseline – 93.55	Baseline
	2. Cutout + Horizontal flip – 94.55	Synergist to 1
	3. Cutout + Horizontal flip + mixup – 94.22	Antagonist to 2
140k depth wise convs	1. Baseline – 93.36	Baseline
	2. Cutout + Horizontal flip – 94.48	Synergist to 1
	3. Cutout + Horizontal flip + mixup – 93.71	Antagonist to 2
600 K 3x3 convolutions	1. Baseline – 94.19	Baseline
	2. Cutout + Horizontal flip – 94.98	Synergist to 1
	3. Cutout + Horizontal flip + mixup – 95.06	Synergist to 1 and 2
6000K depth wise convs	1. Baseline – 94.19	Baseline
	2. Cutout + Horizontal flip – 94.97	Synergist to 1
	3. Cutout + Horizontal flip + mixup – 95.22	Synergist to 1 and 2

Table 10. Effect of Combining Augmentations - CIFAR10 – Lower architectures

Sl	Techniques	5.7K NDW	7.8K NDW	25k NDW	25k DW	140k NDW	140K DW
1	Baseline	70.12	72.15	73.67	70.75	82.79	81.06
2	MU + RHP	72.51	73.88	78.05	74.71	86.55	85.65
3	MU + RHP + CO	71.46	73.93	77.59	75.02	86.64	86.64
4	Effect of 3 w.r.t 2	<b>Ant</b>	Syn	<b>Ant</b>	Syn	Syn	<b>Ant</b>

Table 11. Effect of Combining Augmentations - CIFAR10 - Higher architectures

Sl No	Techniques	340K NDW	340 K DW	590 K NDW	590 K DW	1M NDW	1M DW
1	Baseline	85.49	83.7	86.3	86.7	85.69	85.96
2	MU + RHP	89.72	88.51	90.05	91.88	89.76	90.58
3	MU + RHP + CO	89.92	88.75	90.69	91.98	90.2	90.98
4	Effect of 3 w.r.t 2	<b>Syn</b>	<b>Syn</b>	<b>Syn</b>	<b>Syn</b>	<b>Syn</b>	<b>Syn</b>

## 5 Conclusion

The focus area of research in this paper has primarily been evaluating various augmentation techniques and arriving at an understanding of how model capacity and depth wise convolutions affect the outcome of an augmentation. The work has identified a new direction in appreciating those consistently invariant techniques and would apply them across a wide variety of datasets. Furthermore, this is the first study of its kind to unravel the relationship that exists between depth-wise convolutions, model capacity, and augmentations across a wide variety of standard datasets. The conclusions of the experiments are summarized below.

Augmentations such as Cutout, Random Horizontal flip, and Random Rotation performed consistently across all architectures. Considering the trade-off among training time, mathematical computational time, and model accuracy, it is suggested that a simple technique such as random horizontal flip, which performs equally well, may be used as a baseline augmentation. Further, these techniques were invariant to the number of parameters and the type of convolutions used, hence making them ideal for deployment on other real-life datasets. Combining augmentations worked well on over-parameterized architectures with the synergistic effect seen in all the cases. Depth wise separable Convolutions were effective on a higher number of parameters as they gave the ability of a model to go deeper and hence outperformed models with lesser parameters. Though on lesser parameterized architectures, 3x3 performed better, the application of augmentations bridged the accuracy gap between these architectures.

## References

- [1] A. Mikołajczyk and M. Grochowski, "Data augmentation for improving deep learning in image classification problem," in *2018 International Interdisciplinary PhD Workshop, IIPHDW 2018*, Jun. 2018, pp. 117–122. doi: 10.1109/IIPHDW.2018.8388338.
- [2] L. G. Falconi, M. Perez, and W. G. Aguilar, "Transfer Learning in Breast Mammogram Abnormalities Classification with Mobilenet and Nasnet," *International Conference on Systems, Signals, and Image Processing*, vol. 2019-June, pp. 109–114, Jun. 2019, doi: 10.1109/IWSSIP.2019.8787295.

- [3] F. Chollet, "Xception: Deep Learning with Depthwise Separable Convolutions."
- [4] M. Lin, Q. Chen, and S. Yan, "Network In Network," *arXiv:1312.4400 [cs]*, Mar. 2014, Accessed: Jan. 17, 2022. [Online]. Available: <http://arxiv.org/abs/1312.4400>
- [5] B. Zhou, A. Khosla, A. Lapedriza, A. Oliva, and A. Torralba, "Learning Deep Features for Discriminative Localization," in *2016 IEEE Conference on Computer Vision and Pattern Recognition (CVPR)*, 2016, pp. 2921–2929. doi: 10.1109/CVPR.2016.319.
- [6] S. Ethiraj and B. K. Bolla, "Classification of Astronomical Bodies by Efficient Layer Fine-Tuning of Deep Neural Networks," in *2021 5th Conference on Information and Communication Technology (CICT)*, Kurnool, India, Dec. 2021, pp. 1–6. doi: 10.1109/CICT53865.2020.9672430.
- [7] Y. Li and K. Wang, "Modified convolutional neural network with global average pooling for intelligent fault diagnosis of industrial gearbox," *EiN*, vol. 22, no. 1, pp. 63–72, Dec. 2019, doi: 10.17531/ein.2020.1.8.
- [8] Z. Li, S. Wang, R. Fan, G. Cao, Y. Zhang, and T. Guo, "Teeth category classification via seven-layer deep convolutional neural network with max pooling and global average pooling," *Int J Imaging Syst Technol*, vol. 29, no. 4, pp. 577–583, Dec. 2019, doi: 10.1002/ima.22337.
- [9] F. Girosi, M. Jones, and T. Poggio, "Regularization Theory and Neural Networks Architectures," *Neural Computation*, vol. 7, no. 2, pp. 219–269, Mar. 1995, doi: 10.1162/neco.1995.7.2.219.
- [10] F. Burden and D. Winkler, "Bayesian Regularization of Neural Networks," in *Artificial Neural Networks*, vol. 458, D. J. Livingstone, Ed. Totowa, NJ: Humana Press, 2008, pp. 23–42. doi: 10.1007/978-1-60327-101-1\_3.
- [11] T. DeVries and G. W. Taylor, "Improved Regularization of Convolutional Neural Networks with Cutout," *arXiv:1708.04552 [cs]*, Nov. 2017, Accessed: Jan. 17, 2022. [Online]. Available: <http://arxiv.org/abs/1708.04552>
- [12] H. Zhang, M. Cisse, Y. N. Dauphin, and D. Lopez-Paz, "mixup: Beyond Empirical Risk Minimization," *arXiv:1710.09412 [cs, stat]*, Apr. 2018, Accessed: Jan. 17, 2022. [Online]. Available: <http://arxiv.org/abs/1710.09412>
- [13] X. He *et al.*, "Sample-Efficient Deep Learning for COVID-19 Diagnosis Based on CT Scans," *Health Informatics*, preprint, Apr. 2020. doi: 10.1101/2020.04.13.20063941.
- [14] C. Shorten and T. M. Khoshgofaar, "A survey on Image Data Augmentation for Deep Learning", doi: 10.1186/s40537-019-0197-0.
- [15] J. Wang and L. Perez, "The Effectiveness of Data Augmentation in Image Classification using Deep Learning."
- [16] T. M. M. Team, "composer." 2021. [Online]. Available: <https://github.com/mosaicml/composer/>