

On Exact Feature Screening in Ultrahigh-dimensional Binary Classification

Sarbojit Roy

Department of Mathematics and Statistics, IIT Kanpur, Kanpur - 208016, India.

and

Soham Sarkar

Institut de Mathématiques, École Polytechnique Fédérale de Lausanne, 1015 Lausanne, Switzerland.

and

Subhajit Dutta

Department of Mathematics and Statistics, IIT Kanpur, Kanpur - 208016, India.

and

Anil K. Ghosh

Theoretical Statistics and Mathematics Unit, Indian Statistical Institute, Kolkata - 700108, India.

June 8, 2022

Abstract

We propose a new model-free feature screening method based on energy distances for ultrahigh-dimensional binary classification problems. Unlike existing methods, the cut-off involved in our procedure is data adaptive. With a high probability, the proposed method retains only relevant features after discarding all the noise variables. The proposed screening method is also extended to identify pairs of variables that are marginally undetectable, but have differences in their joint distributions. Finally, we build a classifier which maintains coherence between the proposed feature selection criteria and discrimination method, and also establish its risk consistency. An extensive numerical study with simulated data sets and real benchmark data sets show clear and convincing advantages of our classifier over the state-of-the-art methods.

Keywords: Exponential bound, Non-bipartite matching, Paired features, Ratio of order statistics, Scale-adjusted average distances.

1. Introduction

In a high-dimensional classification problem, presence of a large number of irrelevant covariates (say, noise variables) usually deteriorate the performance of any classifier. Identifying relevant covariates (or, features), and subsequently, discarding noise often yield an improved classification accuracy. Thus, feature screening continues to be an active area of research in classification problems (see, e.g., [Fan and Fan \(2008\)](#); [Pan et al. \(2016\)](#) for some model based approaches).

Existing screening methods primarily comprise of two main steps. The *first step* involves ranking the covariates. A model-free feature screening method was developed by [Zhu et al. \(2011\)](#), where the conditional density of the response given a component variable was used to measure its importance. For binary classification problems, [Mai and Zou \(2013\)](#) introduced Kolmogorov filtering (referred to as KF) which uses the two-sample Kolmogorov-Smirnov statistic on the one-dimensional marginals to rank the covariates. A weighted average of the Cramer-von Mises distance between the conditional distribution function of a variable given the response and its unconditional distribution was proposed by [Cui et al. \(2015\)](#) to rank the covariates. Using this weighted average and the idea of sure independent screening (SIS) developed by [Fan and Lv \(2008\)](#), [Cui et al. \(2015\)](#) proposed the screening method MV-SIS. [Cheng et al. \(2017\)](#) developed a robust screening method (referred to as RRS) which uses the difference between the conditional rank of the covariates given the response and their unconditional ranks. The covariates were ranked based on the classification accuracy of marginal classifiers (referred to as MCS) by [Sheng and Wang \(2020\)](#). All these screening methods, namely, MV-SIS, KF, RRS and MCS are model-free, and possess the *sure screening property* (introduced by [Fan and Lv, 2008](#)) in ultrahigh dimensions. In other words, they retain all the features in the screened set with

probability tending to one as the sample size tends to infinity. By ultrahigh dimension, we refer to the scenario where the number of variables $d_n(\equiv d)$ is allowed to grow exponentially with the sample size n , i.e., $\log d_n = O(n^\beta)$ for some $\beta > 0$ and $n \in \mathbb{N}$.

As a *second step*, one usually selects the first \tilde{n} of the ranked components, where the value of \tilde{n} is typically set to be $[n/\log n]$ (see [Fan and Lv \(2008\)](#)). Here, $[x]$ denotes the greatest integer less than, or equal to $x \in \mathbb{R}$. Now, if the number of features is strictly smaller than the number of selected components (i.e., \tilde{n}), then all these screening methods will inevitably include some noise components. We now illustrate this using an example.

Example 1. $(X_1, \dots, X_{d_n}) \sim N_{d_n}(\mathbf{0}, \mathbf{I})$ and $(Y_1, \dots, Y_{d_n}) \sim N_{d_n}(\boldsymbol{\mu}, \mathbf{I})$, where $\mathbf{0}$ and \mathbf{I} denotes the null vector and the identity matrix, respectively, and $\boldsymbol{\mu} = (1, 1, 1, 1, 0, \dots, 0)^\top$.

Here, $N_{d_n}(\boldsymbol{\mu}, \boldsymbol{\Sigma})$ denote the d_n -dimensional normal distribution with mean vector $\boldsymbol{\mu}$ and covariance matrix $\boldsymbol{\Sigma}$.

Here, only the first four covariates are relevant for classification. In this example, if we have 200 observations (i.e., $n = 200$), then all the aforementioned methods will select $\tilde{n} = 37$ covariates, irrespective of d . Eventually, the screened set will contain at least $37 - 4 = 33$ noise components. Clearly, accumulation of noise in the screened set will have detrimental effects on the classification accuracy. The problem becomes even severe when the sample size increases, since \tilde{n} is an increasing function of n .

A second major limitation of existing screening methods is that they can only detect signals that arise from differences in marginal distributions, but are completely useless if the marginals are identical. We demonstrate this fact using a second example.

Example 2. Suppose that $(X_1, X_2), (X_3, X_4) \stackrel{iid}{\sim} N_2(\mathbf{0}, \boldsymbol{\Sigma}_1)$ with $\boldsymbol{\Sigma}_1 = [1, 0.9; 0.9, 1]$ and $(Y_1, Y_2), (Y_3, Y_4) \stackrel{iid}{\sim} N_2(\mathbf{0}, \boldsymbol{\Sigma}_2)$ with $\boldsymbol{\Sigma}_2 = [1, -0.9; -0.9, 1]$, while X_5, \dots, X_{d_n} and

Y_5, \dots, Y_{d_n} are iid $N(0, 1)$. Here, (X_1, \dots, X_4) , (X_5, \dots, X_{d_n}) , (Y_1, \dots, Y_4) and (Y_5, \dots, Y_{d_n}) are mutually independent and ‘iid’ stands for independent and identically distributed.

In this example, the pairs $\{1, 2\}$ and $\{3, 4\}$ contain signal through their bivariate distributions. But, the individual components are marginally undetectable since all the one-dimensional marginal distributions of the two competing distributions are $N(0, 1)$. If we use any of the existing screening methods, it will select \tilde{n} component variables (just like Example 1), which are all useless for classification. There are some popular methods in the literature like group LASSO (see, e.g., Meier et al., 2008) and its sparse version (see, e.g., Simon et al., 2013) that can capture information from differences in joint distributions. However, these methods cannot be used in practice if information on the pairs is unknown.

After screening, our aim is to classify observations based on the selected covariates. In terms of compatibility, the criterion used for estimating the most relevant features for classification should also be a natural choice for the discriminant. For instance, suppose that the support vector machine with a radial basis kernel (say, SVMRBF) is used as the marginal classifier for selecting the top \tilde{n} variables. Since SVMRBF selected variables that contain discriminatory information between the competing populations in \mathbb{R}^{d_n} , it will not be appropriate to use the SVM classifier with a linear kernel (say, SVMLIN) on the reduced space $\mathbb{R}^{\tilde{n}}$. Among existing methods, only MCS possesses this congruity between the criteria for feature selection and discrimination. Other screening methods only specify a selection procedure, but leave the choice of an appropriate classifier to the user.

To summarize, we think that an *ideal screening method* should (a) retain only relevant features in the screened set (ideally, this set should not contain any noise variable), and (b) be capable of looking beyond the univariate marginals to identify relevant covariates. Furthermore, since the main aim of screening is to *improve classification accuracy*, (c) there

should be some coherence between the methodology used for constructing the screening set and the proposed classification rule. Keeping these objectives in mind, we propose a model-free screening method for ultrahigh-dimensional binary classification problems.

The rest of this article is organized as follows. Section 2 presents the proposed marginal screening method, and theoretical results related to consistency of the screened set. In Section 3, a further generalization of our method is developed that detects paired features by identifying differences between joint distributions of the bivariate components. A comparative performance of the existing and proposed algorithms is demonstrated using a variety of simulated data sets in Section 4. We propose a classifier that is coherent with the screening method in Section 5, and discuss related consistency properties. Our classification method is compared numerically with several popular classifiers on numerous simulated as well as real benchmark data sets in Sections 5.2 and 5.3, respectively. All proofs and mathematical details are provided in a supplementary file, which also contains algorithms of the proposed screening methods and some additional material.

2. Marginal Screening Based on Energy Distances

Suppose that \mathbf{F} and \mathbf{G} are two absolutely continuous distribution functions (dfs) on \mathbb{R}^{d_n} . Let $\mathbf{X} = (X_1, \dots, X_{d_n})^\top \sim \mathbf{F}$ and $\mathbf{Y} = (Y_1, \dots, Y_{d_n})^\top \sim \mathbf{G}$ with $X_k \sim F_k$ and $Y_k \sim G_k$ for $1 \leq k \leq d_n$. The covariate X_k can *marginally* discriminate between \mathbf{F} and \mathbf{G} if $F_k \neq G_k$. Consequently, the set of marginal signals is defined as

$$S_n = \{k : F_k \neq G_k \text{ for } 1 \leq k \leq d_n\}. \quad (1)$$

We denote its cardinality by $s_n := |S_n|$; the number of noise variables is $t_n := d_n - s_n$.

Now, we use “energy distance” (see, e.g., [Székely and Rizzo, 2005](#); [Baringhaus and Franz, 2010](#)) between the one-dimensional marginals of \mathbf{F} and \mathbf{G} to present an equivalent definition of S_n . Suppose that $\mathbf{X}_1, \mathbf{X}_2$ and $\mathbf{Y}_1, \mathbf{Y}_2$ are iid copies of \mathbf{X} and \mathbf{Y} , respectively. Then, the energy distance between F_k and G_k is defined as follows:

$$\mathcal{E}_k = 2E[\gamma(|X_{1k} - Y_{1k}|^2)] - E[\gamma(|X_{1k} - X_{2k}|^2)] - E[\gamma(|Y_{1k} - Y_{2k}|^2)] \quad (2)$$

for $1 \leq k \leq d_n$. Here, γ is a continuous, monotonically increasing function from \mathbb{R}^+ to \mathbb{R}^+ such that γ has non-constant completely monotone derivative ([Feller, 1971](#)) and $\gamma(0) = 0$. Some popular choices of the function $\gamma(t)$ are $1 - \exp(-t)$, $\log(1 + t)$ and \sqrt{t} for $t \geq 0$. It is known that $\mathcal{E}_k = 0$ iff $F_k = G_k$. Thus, energy distances corresponding to the elements of S_n are strictly positive, whereas they are zero for the noise components. This allows us to express S_n as

$$S_n = \{k : \mathcal{E}_k > 0 \text{ for } 1 \leq k \leq d_n\}, \quad (3)$$

and the screening problem reduces to identifying the covariates with positive energy distance. Let us arrange the energy distances $\{\mathcal{E}_k : 1 \leq k \leq d_n\}$ in an increasing order of magnitude. Clearly, the smallest t_n energy distances will correspond to the collection of noise variables and all be equal to zero. In other words, we have

$$0 = \mathcal{E}_{(1)} = \cdots = \mathcal{E}_{(t_n)} < \mathcal{E}_{(t_n+1)} \leq \cdots \leq \mathcal{E}_{(d_n)}. \quad (4)$$

This now gives us yet another equivalent representation of S_n :

$$S_n = \{k : \mathcal{E}_k \geq \mathcal{E}_{(t_n+1)} \text{ for } 1 \leq k \leq d_n\}, \quad (5)$$

where $\mathcal{E}_{(t_n+1)}$ denotes the minimum energy among the signals, i.e., $\mathcal{E}_{(t_n+1)} = \min_{k \in S_n} \mathcal{E}_k$. A key observation here is that the ratio $\mathcal{E}_{(t_n+1)}/\mathcal{E}_{(t_n)} = \infty$, while $\mathcal{E}_{(k+1)}/\mathcal{E}_{(k)} < \infty$ for $(t_n + 1) \leq k \leq (d_n - 1)$.

In practice, both s_n and S_n are unknown and our objective is to estimate these quantities. We begin by estimating the energy distances. Assume $\min\{n_1, n_2\} \geq 2$. For random samples $\mathcal{X} = \{\mathbf{X}_1, \dots, \mathbf{X}_{n_1}\}$ and $\mathcal{Y} = \{\mathbf{Y}_1, \dots, \mathbf{Y}_{n_2}\}$ drawn from the dfs \mathbf{F} and \mathbf{G} , respectively, an unbiased estimator of \mathcal{E}_k is given by the *sample energy distance*:

$$\begin{aligned} \hat{\mathcal{E}}_k &= \frac{2}{n_1 n_2} \sum_{m_1=1}^{n_1} \sum_{m_2=1}^{n_2} \gamma(|X_{m_1 k} - Y_{m_2 k}|^2) - \frac{1}{\binom{n_1}{2}} \sum_{1 \leq m_1 < m_2 \leq n_1} \gamma(|X_{m_1 k} - X_{m_2 k}|^2) \\ &\quad - \frac{1}{\binom{n_2}{2}} \sum_{1 \leq m_1 < m_2 \leq n_2} \gamma(|Y_{m_1 k} - Y_{m_2 k}|^2) \end{aligned} \quad (6)$$

for $1 \leq k \leq d_n$. It is known that $\hat{\mathcal{E}}_k$ is a consistent estimator of \mathcal{E}_k . Thus, if we arrange the sample energy distances in an increasing order, following (4), one expects the first t_n values to correspond to elements of the noise set, while the complementary set should be the signal set. Using this idea, we first construct an estimate of s_n , the number of signals.

For absolutely continuous dfs F_k and G_k , we have $\hat{\mathcal{E}}_k > 0$ almost surely for $1 \leq k \leq d_n$. So, the ratio $\hat{R}_k = \hat{\mathcal{E}}_{(k+1)}/\hat{\mathcal{E}}_{(k)}$ is well-defined with probability 1 for $1 \leq k \leq (d_n - 1)$. Define R_k (the population counterpart of \hat{R}_k) as $\mathcal{E}_{(k+1)}/\mathcal{E}_{(k)}$ for $t_n \leq k \leq (d_n - 1)$. In view of the fact that $R_{t_n} = \mathcal{E}_{(t_n+1)}/\mathcal{E}_{(t_n)} = \infty$, we expect \hat{R}_{t_n} to take a significantly large value when compared with the entire sequence $\{\hat{R}_k : 1 \leq k \leq (d_n - 1)\}$. Detecting this jump yields

the following estimator of the number of signals:

$$\hat{t}_n = \arg \max_{1 \leq k \leq (d_n - 1)} \hat{R}_k \quad \text{and} \quad \hat{s}_n = d_n - \hat{t}_n. \quad (7)$$

After obtaining \hat{s}_n , we simply define the screened set to consist of the covariates corresponding to the \hat{s}_n largest $\hat{\mathcal{E}}_k$ values. In other words, we estimate the signal set S_n as:

$$\hat{S}_n = \{k : \hat{\mathcal{E}}_k \geq \hat{\mathcal{E}}_{(\hat{t}_n + 1)} \text{ for } 1 \leq k \leq d_n\}. \quad (8)$$

Our proposed screening method is based on the idea of marginal differences, and hence, referred to as MarS.

2.1 Screening Property of MarS

A screening method is said to possess *sure screening property* (SSP) if the estimated set \hat{S}_n contains the true signal set S_n with probability tending to one as the sample size increases, i.e., $P[S_n \subseteq \hat{S}_n] \rightarrow 1$ as $n \rightarrow \infty$. We now state SSP for the method MarS. Recall that we are interested in the ultrahigh-dimensional regime, where $\log d_n = O(n^\beta)$ for some $0 \leq \beta < 1$. Consider the following assumptions:

A1. There exists a constant $0 < \alpha_1 < (1 - \beta)/2$ such that

1. $1/\mathcal{E}_{(t_n+1)} = o(n^{\alpha_1})$ and
2. $\max_{(t_n+1) \leq k \leq (d_n-1)} R_k = o(n^{\alpha_1} \mathcal{E}_{(t_n+1)})$.

Assumption A1.1 provides a lower bound on the rate of the minimum energy distance in the signal set S_n since $\mathcal{E}_{(t_n+1)} = \min_{k \in S_n} \mathcal{E}_k$. It is easy to see that the assumption can be restated as $n^{\alpha_1} \mathcal{E}_{(t_n+1)} \rightarrow \infty$ as $n \rightarrow \infty$ for some $0 < \alpha_1 < (1 - \beta)/2$, which is equivalent

to the existence of $0 \leq \tau < 1/2$ such that $n^\tau \mathcal{E}_{(t_n+1)}$ is greater than some fixed constant. This is a common assumption in the variable screening literature and it readily holds if the energy distances between marginals are larger than some fixed constant. However, in our assumption, we also allow the minimum energy distance to go to zero, albeit at an appropriate rate. Assumption A1.2, on the other hand, states that the maximum value of $R_k = \mathcal{E}_{(k+1)}/\mathcal{E}_{(k)}$ for $(t_n + 1) \leq k \leq (d_n - 1)$ cannot be too large compared to the minimum energy distance $\mathcal{E}_{(t_n+1)}$. This is equivalent to requiring the distance between the successive energy distances in S_n to be controlled. In other words, we put an upper bound on the rate of relative growth of the energy distances in S_n (also see Remark C.2 in Appendix C). We now state the first theoretical result, which establishes SSP of the proposed method MarS.

Theorem 1. *If assumption A1 is satisfied and γ is a bounded function, then there exists a constant $b_1 > 0$ such that*

$$P[S_n \subseteq \hat{S}_n] \geq 1 - O(e^{-b_1\{n^{1-2\alpha}-n^\beta\}}) \quad \text{for all } 0 < \alpha_1 \leq \alpha < (1 - \beta)/2.$$

As a consequence, we have $P[S_n \subseteq \hat{S}_n] \rightarrow 1$ as $n \rightarrow \infty$.

Among the popular choices of γ , the function $\gamma(t) = 1 - \exp(-t)$ for $t \geq 0$ is *bounded*.

Remark 1. The boundedness of γ in the theorem is sufficient, but not necessary. For instance, if the univariate marginals of \mathbf{F} and \mathbf{G} are Gaussian and γ is L -Lipschitz continuous for some $L > 0$ (e.g., $\gamma(t) = \log(1 + t)$ for $t \geq 0$ with $L = 1$), then Theorem 1 holds (see Lemmas 7 and 8 in Appendix A for more details). Moreover, if the components of $\mathbf{X} \sim \mathbf{F}$ and $\mathbf{Y} \sim \mathbf{G}$ are bounded and γ is continuous, then Theorem 1 remains valid.

Recall that we had used the ratios \hat{R}_k for $1 \leq k \leq (d_n - 1)$ to construct the set \hat{S}_n . Now, if \hat{R}_k attains the largest value for some $k < t_n$, then we are bound to include some

noise variables in \hat{S}_n . Under an additional condition on the noise variables, we will prove that \hat{S}_n not only retains all the signals, but also disposes off the noise components. Such a property is referred to as the *exact screening property* (ESP). To be precise, a screening method possesses ESP if the set of selected signals \hat{S}_n is such that $P[\hat{S}_n = S_n] \rightarrow 1$ as $n \rightarrow \infty$. In other words, it perfectly estimates the true signal set with probability tending to one. Clearly, ESP is a stronger property than SSP.

The set of noise variables S_n^c with cardinality t_n . Now, consider the set $\mathcal{N}_n = \{\hat{\mathcal{E}}_k : k \in S_n^c\}$ which is the collection of estimated energy distances corresponding to the noise variables. To reduce notational complexity, let N_k denote the k -th element and $N_{(k)}$ be the k -th minimum of the set \mathcal{N}_n for $1 \leq k \leq t_n$. Now, consider the following assumption:

A2. There exists a constant $0 < \alpha_2 < (1 - \beta)/2$ such that

$$\max_{1 \leq k \leq (t_n - 1)} N_{(k+1)}/N_{(k)} = o_P(n^{\alpha_2} \mathcal{E}_{(t_n+1)}).$$

Theorem 2. *If assumptions A1 and A2 are satisfied for $0 < \alpha_1 < (1 - \beta)/2$ and $0 < \alpha_2 < (1 - \beta)/2$, respectively, and γ is a bounded function, then there exists $b_2 > 0$ such that*

$$P[\hat{S}_n = S_n] \geq 1 - O(e^{-b_2\{n^{1-2\alpha} - n^\beta\}}) \quad \text{for all } \max\{\alpha_1, \alpha_2\} \leq \alpha < (1 - \beta)/2.$$

As a consequence, $P[\hat{S}_n = S_n] \rightarrow 1$ as $n \rightarrow \infty$.

Remark 2. Theorem 2 can be proved under weaker versions of assumptions A1.2 and A2, with the ‘little o ’ being replaced by ‘big O ’ (see Remark 6 of Appendix A for details).

Assumption A2 holds the key in proving ESP of MarS, and we first discuss this condition in detail here. Fix $1 \leq k \leq t_n$. If $F_k = G_k$, then Székely and Rizzo (2005) showed that

$n_1 n_2 N_k / n$ converges in distribution to a non-degenerate random variable with limiting (as $n \rightarrow \infty$) df on \mathbb{R}^+ (say, H). For large n , we can think of $n_1 n_2 N_{(1)} / n, \dots, n_1 n_2 N_{(t_n)} / n$ to constitute an ordered random sample of size t_n from H . It is now clear that assumption A2 imposes a condition on the growth of the ratios of these ordered random variables, and allows these ratios to increase at a rate slower than $n^{\alpha_1} \mathcal{E}_{(t_n+1)}$ for some $0 < \alpha_1 < (1 - \beta) / 2$. By assumption A1.1, we already have $n^{\alpha_1} \mathcal{E}_{(t_n+1)} \rightarrow \infty$ as $n \rightarrow \infty$. Using the results of [Balakrishnan and Stepanov \(2008\)](#) on the ratios of consecutive order statistics, one can show that $N_{(k+1)} / N_{(k)} = O_P(1)$ for any $1 \leq k \leq d_n$ (under appropriate regularity conditions on the df H). Further, if $L_n = \max_{1 \leq k \leq (t_n-1)} N_{(k+1)} / N_{(k)}$ is $O_P(1)$, then A2 holds. In general, however, verification of this assumption is admittedly difficult.

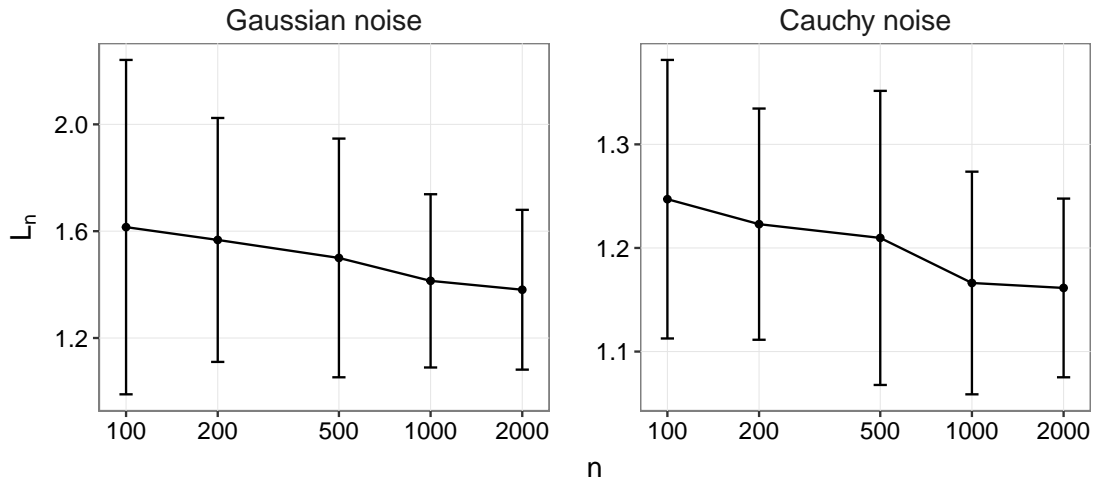


Figure 1: Plot of $\frac{1}{100} \sum_{i=1}^{100} L_n^{(i)}$ and its standard error when the noise variables follow the standard normal distribution (the left panel) and the standard Cauchy distribution (the right panel) for increasing values of n (in logarithmic scale).

We now check the validity of assumption A2 numerically. Let us consider a noise set S_n^c with cardinality $t_n = \lceil \exp(25n^{1/4}) \rceil$, where the components are iid $N(0, 1)$. For a fixed n , let $N_{(1)}^{(i)}, \dots, N_{(t_n)}^{(i)}$ denote the ordered sample energy distances for the i -th replicate with $1 \leq i \leq 100$. We compute $L_n^{(i)} = \max_{1 \leq k \leq (t_n-1)} N_{(k+1)}^{(i)} / N_{(k)}^{(i)}$ for $1 \leq i \leq 100$. The average of

these values along with their standard errors are plotted against increasing n in Figure 1. This figure clearly shows a decreasing trend as n increases, indicating that L_n is bounded in probability. We observe a similar phenomena when the experiment was repeated with the standard Cauchy distribution (say, $C(0, 1)$) as the noise distribution.

Let us now revisit Examples 1 and 2 introduced in Section 1. In Figure 2, we show the performance of different screening methods in these examples with $n = 200$ (100 observations from each class) and $d = 1000$ over 100 simulation runs. The left panel of Figure 2 shows that MarS retained all the relevant features for most of the simulation runs. However, this was not case for Example 2. The univariate marginals are all equal (viz., $F_k = G_k \equiv N(0, 1)$ for all $1 \leq k \leq d_n$) in this example. As a result, MarS as well as all existing methods fail to identify the signal set. To circumvent this problem, next we propose a method which is capable of detecting differences in the joint distribution of pairs.

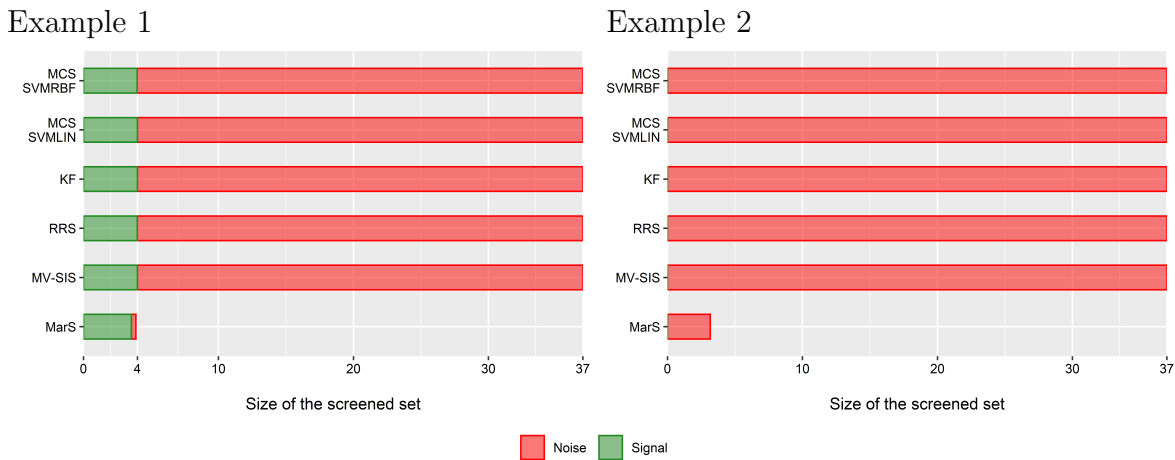


Figure 2: Bar plots indicating the average number of features selected by existing methods as well as the MarS algorithm in Examples 1 and 2 over 100 simulation runs with $n_1 = n_2 = 100$ and $d_n = 1000$. MarS was implemented with $\gamma(t) = 1 - \exp(-t)$ for $t \geq 0$.

3. Screening of Paired Features

Let $\mathbf{F}_{\{i,j\}}$ and $\mathbf{G}_{\{i,j\}}$ denote the joint distributions of $\mathbf{X}_{\{i,j\}} = (X_i, X_j)^\top$ and $\mathbf{Y}_{\{i,j\}} = (Y_i, Y_j)^\top$, respectively, for $1 \leq i < j \leq d_n$. We define $\{i, j\}$ to be a *paired feature* if $\mathbf{F}_{\{i,j\}} \neq \mathbf{G}_{\{i,j\}}$, but $F_i = G_i$ and $F_j = G_j$ for $1 \leq i < j \leq d_n$. In other words, we have no discriminatory information in the marginal components $\{i\}$ and $\{j\}$, but only in the joint distribution through the pair $\{i, j\}$ for $1 \leq i < j \leq d_n$. If $\mathbf{X}_1, \mathbf{X}_2$ and $\mathbf{Y}_1, \mathbf{Y}_2$ are iid copies of \mathbf{X} and \mathbf{Y} , respectively, then the energy distance between $\mathbf{F}_{\{i,j\}}$ and $\mathbf{G}_{\{i,j\}}$ is given by

$$\begin{aligned} \mathcal{E}_{\{i,j\}} = & 2\mathbb{E} \left[\gamma \left(\frac{1}{2} \|\mathbf{X}_{1,\{i,j\}} - \mathbf{Y}_{1,\{i,j\}}\|^2 \right) \right] - \mathbb{E} \left[\gamma \left(\frac{1}{2} \|\mathbf{X}_{1,\{i,j\}} - \mathbf{X}_{2,\{i,j\}}\|^2 \right) \right] \\ & - \mathbb{E} \left[\gamma \left(\frac{1}{2} \|\mathbf{Y}_{1,\{i,j\}} - \mathbf{Y}_{2,\{i,j\}}\|^2 \right) \right] \end{aligned} \quad (9)$$

for $1 \leq i < j \leq d_n$. Here, $\|\cdot\|$ denotes the Euclidean norm on \mathbb{R}^2 . We have $\mathcal{E}_{\{i,j\}} = 0$ iff $\mathbf{F}_{\{i,j\}} = \mathbf{G}_{\{i,j\}}$ for a pair $\{i, j\}$. As in Section 2, one may use $\mathcal{E}_{\{i,j\}}$ to conclude whether a pair $\{i, j\}$ contributes to the signal, or not. In Example 2, the pairs $\{1, 2\}$, $\{3, 4\}$ are the only signals. So, $\mathcal{E}_{\{1,2\}}$ and $\mathcal{E}_{\{3,4\}}$ are positive, while $\mathcal{E}_{\{i,j\}} = 0$ for all $\{i, j\} \neq \{1, 2\}, \{3, 4\}$. Using these facts from Example 2, we now develop the idea of screening paired signals.

We start by assuming d_n to be even. If not, we can make it even by adding an independently distributed noise term (e.g., a $N(0, 1)$ variate). Let \mathcal{P}_n denote the collection of all possible disjoint pairs which form a partition of $\{1, \dots, d_n\}$, and define $\tilde{d}_n = d_n/2$. For a given partition $P_n = \{\{i_1, j_1\}, \dots, \{i_{\tilde{d}_n}, j_{\tilde{d}_n}\}\} \in \mathcal{P}_n$, define $\mathcal{E}(P_n) = \sum_{\{i,j\} \in P_n} \mathcal{E}_{\{i,j\}}$. In Example 2, $\mathcal{E}(P_n)$ can take four possible values, namely, $\mathcal{E}_{\{1,2\}} + \mathcal{E}_{\{3,4\}}$ if both $\{1, 2\}$ and $\{3, 4\} \in P_n$, $\mathcal{E}_{\{1,2\}}$ if only $\{1, 2\} \in P_n$, $\mathcal{E}_{\{3,4\}}$ if only $\{3, 4\} \in P_n$ and 0 otherwise. Clearly, the maximum value that $\mathcal{E}(P_n)$ can attain is $\mathcal{E}_{\{1,2\}} + \mathcal{E}_{\{3,4\}}$, and it is achieved when the partition P_n contains both the pairs $\{1, 2\}$ and $\{3, 4\}$. So, maximizing $\mathcal{E}(P_n)$ over the set

of all disjoint pairs \mathcal{P}_n yields the set of paired signals. We now formalize this idea below.

Among the \tilde{d}_n paired components, suppose that we have signal only in $s_n (< \tilde{d}_n)$ paired features. In other words, let i_1, \dots, i_{s_n} and j_1, \dots, j_{s_n} be distinct integers in $\{1, \dots, d_n\}$ such that $F_k = G_k$ for all $1 \leq k \leq d_n$, but $\mathbf{F}_{\{i_k, j_k\}} \neq \mathbf{G}_{\{i_k, j_k\}}$ for $1 \leq k \leq s_n$. This now implies that $\{i_1, j_1\}, \dots, \{i_{s_n}, j_{s_n}\}$ are the paired signals, while the rest of the components are noise. In this case, it clearly holds that:

$$\mathcal{E}(P_n) = \sum_{\{i,j\} \in P_n} \mathcal{E}_{\{i,j\}} = \sum_{k=1}^{s_n} \mathcal{E}_{\{i_k, j_k\}} \mathbb{I}[\{i_k, j_k\} \in P_n] \quad (10)$$

with $\mathbb{I}[\cdot]$ denoting the indicator function. The next result gives us a set of sufficient conditions under which $\mathcal{E}(P_n)$ is maximized iff P_n contains all the paired signals. Define

$$S_n = \{\{i_1, j_1\}, \dots, \{i_{s_n}, j_{s_n}\}\} \text{ and } S_n^c = \{1, \dots, d_n\} \setminus \{i_1, \dots, i_{s_n}, j_1, \dots, j_{s_n}\}. \quad (11)$$

These can be viewed as the set of paired signals and noise components, respectively.

Lemma 1. *Suppose that $\mathbf{X}_{\{i,j\}}$ and $\mathbf{X}_{\{i',j'\}}$ are mutually independent for $\{i,j\}, \{i',j'\} \in S_n$ with $i \neq i'$ and $j \neq j'$. Also, let $\mathbf{X}_{\{i,j\}}$ and X_l be mutually independent for any $\{i,j\} \in S_n$ and $l \in S_n^c$. Then, $\max_{P_n \in \mathcal{P}_n} \mathcal{E}(P_n) = \sum_{\{i,j\} \in S_n} \mathcal{E}_{\{i,j\}} = \sum_{k=1}^{s_n} \mathcal{E}_{\{i_k, j_k\}}$ and the maximum is attained iff $S_n \subseteq P_n$ for $P_n \in \mathcal{P}_n$.*

This formulation allows us to transform the problem of paired-feature screening into a maximization problem, with a nice interpretation from the graph-theoretic point of view. Let $G = (V, E)$ be an undirected graph with vertex set $V = \{1, \dots, d_n\}$ and $\mathcal{E}_{\{i,j\}}$ denote the weight of the edge between the i -th and j -th nodes for $1 \leq i < j \leq d_n$. Under this setting, maximizing $\mathcal{E}(P_n)$ w.r.t P_n is equivalent to maximizing the sum of pairwise edge weights, where no two edges share the same node. This is the same as minimizing $-\sum_{\{i,j\} \in P_n} \mathcal{E}_{\{i,j\}}$,

or equivalently, $\sum_{\{i,j\} \in P_n} (M - \mathcal{E}_{\{i,j\}})$ for a constant $M > \max_{\{i,j\} \in P_n} \mathcal{E}_{\{i,j\}}$. This essentially leads us to a non-bipartite (NBP) matching problem of a graph (see, e.g., [Derigs, 1988](#)) with the weight of the (i, j) -th edge being $M - \mathcal{E}_{\{i,j\}}$ for $1 \leq i < j \leq d_n$. Note that $\arg \max_{P_n \in \mathcal{P}_n} \mathcal{E}(P_n)$ is not unique. However, once we obtain a partition solving the NBP matching problem, [Lemma 1](#) ensures that it contains all the signals and the remaining pairs are noise. Our goal is now to discard the noise pairs, and we adapt the same strategy as in the case of marginal signals.

First of all, we define the empirical estimator of $\mathcal{E}_{\{i,j\}}$ based on the training sample as:

$$\begin{aligned} \hat{\mathcal{E}}_{\{i,j\}} &= \frac{2}{n_1 n_2} \sum_{m_1=1}^{n_1} \sum_{m_2=1}^{n_2} \gamma \left(\frac{1}{2} \|\mathbf{X}_{m_1, \{i,j\}} - \mathbf{Y}_{m_2, \{i,j\}}\|^2 \right) \\ &\quad - \frac{1}{\binom{n_1}{2}} \sum_{1 \leq m_1 < m_2 \leq n_1} \gamma \left(\frac{1}{2} \|\mathbf{X}_{m_1, \{i,j\}} - \mathbf{X}_{m_2, \{i,j\}}\|^2 \right) \\ &\quad - \frac{1}{\binom{n_2}{2}} \sum_{1 \leq m_1 < m_2 \leq n_2} \gamma \left(\frac{1}{2} \|\mathbf{Y}_{m_1, \{i,j\}} - \mathbf{Y}_{m_2, \{i,j\}}\|^2 \right) \end{aligned} \quad (12)$$

for $1 \leq i \neq j \leq d_n$. We solve the NBP matching by maximizing the following:

$$\hat{\mathcal{E}}(P_n) = \sum_{\{i,j\} \in P_n} \hat{\mathcal{E}}_{\{i,j\}} \text{ with respect to } P_n \in \mathcal{P}_n. \quad (13)$$

Let $\hat{P}_n = \{\{i_1, j_1\}, \dots, \{i_{\tilde{d}_n}, j_{\tilde{d}_n}\}\}$ denote a maximizer of [\(13\)](#). To reduce the notational burden, we denote $\hat{\mathcal{E}}_{\{i_k, j_k\}}$ simply by $\hat{\mathcal{E}}_k$ for $1 \leq k \leq \tilde{d}_n$ and denote their ordered values as $\hat{\mathcal{E}}_{(1)} \leq \hat{\mathcal{E}}_{(2)} \leq \dots \leq \hat{\mathcal{E}}_{(\tilde{d}_n)}$. Following the construction of the MarS algorithm (also recall [\(7\)](#) and [\(8\)](#)), we define

$$\hat{t}_n = \arg \max_{1 \leq k \leq (\tilde{d}_n - 1)} \hat{R}_k, \quad \hat{s}_n = \tilde{d}_n - \hat{t}_n \text{ and } \hat{S}_n = \{\{i_k, j_k\} : \hat{\mathcal{E}}_k \geq \hat{\mathcal{E}}_{(\hat{t}_n + 1)} \text{ for } 1 \leq k \leq \tilde{d}_n\}. \quad (14)$$

This screening method identifies differences between joint distribution of pairs, and hence, we refer to it as PairS. Based on our discussion above, it is clear that PairS will possess SSP/ESP under conditions similar to those discussed in Theorems 1 and 2.

Recall Example 2. The left panel in Figure 3 shows that PairS successfully screened both the pairs $\{1, 2\}$ and $\{3, 4\}$ in this example. Moreover, PairS did not select any noise component. However, in presence of a marginal feature, the NBP matching algorithm will forcefully couple the marginal component with some other (possibly a noise) component. We now introduce a third example to demonstrate this limitation of the PairS algorithm.

Example 3. $\mathbf{X}_{\{1,2\}} \sim N_2(\mathbf{0}, \Sigma_1)$ with $\Sigma_1 = [1, 0.9; 0.9, 1]$, $X_3 \sim N(1, 1)$ and $\mathbf{Y}_{\{1,2\}} \sim N_2(\mathbf{0}, \Sigma_2)$ with $\Sigma_2 = [1, -0.9; -0.9, 1]$, while X_4, \dots, X_{d_n} and Y_3, \dots, Y_{d_n} are iid $N(0, 1)$.

In Example 3, the pair $\{1, 2\}$ contributes to the signal set through its joint (bivariate) distribution, while the third component contributes through the marginal distribution. The remaining $(d_n - 3)$ components all correspond to noise variables.



Figure 3: Bar plots indicating the average number of variables selected by existing methods as well as the MarS and PairS algorithms in Examples 2 and 3 over 100 simulation runs. Our proposed algorithms were implemented with $\gamma(t) = 1 - \exp(-t)$ for $t \geq 0$.

The right panel of Figure 3 shows that in Example 3, existing methods successfully captured the marginal signal, but the remaining 36 components are all noise. The PairS

method retained both $\{1, 2\}$ as well as $\{3\}$, but the marginal signal $\{3\}$ brought an additional noise with it. To summarize, neither the existing nor the proposed methods could retain both $\{1, 2\}$ and $\{3\}$ as signals, and dispose off the remaining components as noise.

3.1 Screening of Mixed Features

Here, we modify the PairS algorithm. Consider \hat{P}_n , the partition obtained by solving the NBP matching problem. After screening significant pairs using the PairS algorithm, we obtain the estimated set \hat{S}_n given by (14). Without loss of generality, let us denote the screened pairs as $\{i_1, j_1\}, \dots, \{i_{\hat{s}_n}, j_{\hat{s}_n}\}$. For each of the retained pairs, there are three possibilities: (i) one component is a signal, while the other is noise; (ii) there is signal in both the components; and (iii) the pair has signal, but there is no marginal information. More rigorously, for a screened pair $\{i_k, j_k\} \in \hat{S}_n$, we have the following four possibilities:

1. i_k corresponds to a signal, but j_k does not, i.e., $F_{i_k} \neq G_{i_k}$ and $F_{j_k} = G_{j_k}$,
2. j_k corresponds to a signal, but i_k does not, i.e., $F_{i_k} = G_{i_k}$ and $F_{j_k} \neq G_{j_k}$,
3. both i_k and j_k correspond to marginal signals, i.e., $F_{i_k} \neq G_{i_k}$ and $F_{j_k} \neq G_{j_k}$,
4. when i_k and j_k are paired together, it constitutes a paired signal, i.e., $\mathbf{F}_{\{i_k, j_k\}} \neq \mathbf{G}_{\{i_k, j_k\}}$, but $F_{i_k} = G_{i_k}$ and $F_{j_k} = G_{j_k}$.

Among these four possibilities, we identify the most likely case by testing the following four (mutually exhaustive) null hypotheses:

$$H_{1,0}^k : F_{i_k} = G_{i_k}, H_{2,0}^k : F_{j_k} = G_{j_k}, H_{3,0}^k : F_{i_k} = G_{i_k}, F_{j_k} = G_{j_k}, \text{ and } H_{4,0}^k : \mathbf{F}_{\{i_k, j_k\}} = \mathbf{G}_{\{i_k, j_k\}}.$$

Using energy distances, these hypotheses can be equivalently expressed as follows:

$$H_{1,0}^k : \mathcal{E}_{i_k} = 0, \quad H_{2,0}^k : \mathcal{E}_{j_k} = 0, \quad H_{3,0}^k : \mathcal{E}_{i_k} + \mathcal{E}_{j_k} = 0, \text{ and } H_{4,0}^k : \mathcal{E}_{\{i_k, j_k\}} = 0.$$

We carry out these tests using the energy distance based testing procedure developed by Székely and Rizzo (2004). The test statistics of interest are $\hat{\mathcal{E}}_{i_k}$, $\hat{\mathcal{E}}_{j_k}$, $\hat{\mathcal{E}}_{i_k} + \hat{\mathcal{E}}_{j_k}$ and $\hat{\mathcal{E}}_{\{i_k, j_k\}}$, respectively, for $1 \leq k \leq \hat{s}_n$. Let the corresponding p -values be p_1 , p_2 , p_3 and p_4 , respectively. The minimum among these four p -values points towards the most likely null hypothesis that is to be rejected. For instance, if $\min_i p_i = p_1$, then we have the strongest evidence for $F_{i_k} \neq G_{i_k}$, but $F_{j_k} = G_{j_k}$. In this case, we retain i_k in the screened set as a singleton while discarding the j_k -th component as a noise. The case when $\min_i p_i = p_2$ is similar, and the signal and noise indices are essentially swapped. If $\min_i p_i = p_3$, then scenario 3 has the strongest evidence, i.e., both i_k and j_k are screened as marginal signals. Finally, if $\min_i p_i = p_4$, then we retain the pair $\{i_k, j_k\}$ in the signal set. We repeat this procedure for each of the selected pairs, and without loss of generality we again denote the updated screened set as \hat{S}_n . Since this modified method is capable of screening *mixed features*, i.e., both marginal as well as paired features, we refer to it as MixS.

4. Numerical Studies

Using a diverse set of examples, we now study the performance of our proposed screening algorithms, viz., MarS and MixS (we exclude PairS due to its limitations and the subsequent introduction of MixS) and compare them with some existing methods. We have already discussed Examples 1-3 in earlier sections. Here, we introduce five more examples to demonstrate the usefulness of the proposed screening methods. In Examples 1-4 and 7-8, the noise variables are iid $N(0, 1)$. For Examples 5 and 6, the noise variables are iid $C(0, 1)$. The behaviour of MarS and MixS is studied for the three different choices of the γ function mentioned after (2), viz., $\gamma_1(t) = 1 - \exp(-t)$, $\gamma_2(t) = \log(1 + t)$ and $\gamma_3(t) = \sqrt{t}$ for $t \geq 0$.

Example 4. $X_1, \dots, X_4 \stackrel{iid}{\sim} N(0, 1)$ and $Y_1, \dots, Y_4 \stackrel{iid}{\sim} N(0, 1/3)$.

Example 5. $X_1, \dots, X_4 \stackrel{iid}{\sim} C(0, 1)$, while $Y_1, \dots, Y_4 \stackrel{iid}{\sim} C(2, 1)$.

Example 6. $X_1, \dots, X_4 \stackrel{iid}{\sim} C(0, 1)$, and $Y_1, \dots, Y_4 \stackrel{iid}{\sim} C(0, 5)$.

Example 7. $X_1, \dots, X_4 \stackrel{iid}{\sim} N(0, 4)$ and Y_1, \dots, Y_4 are iid from the mixture distribution $1/2N(-\mu, 4 - \mu^2) + 1/2N(\mu, 4 - \mu^2)$ with $\mu = 1.95$.

Example 8. $X_1, \dots, X_4 \stackrel{iid}{\sim} N(0, 1)$, while the pairs $\mathbf{Y}_{\{1,2\}}$ and $\mathbf{Y}_{\{3,4\}}$ are iid from the bivariate signed normal distribution (see [Dutta and Genton, 2014](#)).

Example 4 is a scale problem with Gaussian distributions. Examples 5 and 6 correspond to a location and a scale problem, respectively, but involving heavy-tailed distributions. The parameters of the two distributions in Example 7 have been set in such a way that the means and variances are the same, but they have difference in their shapes. In Example 8, both $\mathbf{Y}_{\{1,2\}}$ and $\mathbf{Y}_{\{3,4\}}$ follow the bivariate signed normal distribution. The one-dimensional marginals are $N(0, 1)$ here, which implies that $F_k = G_k$ for all $1 \leq k \leq d_n$ in this example. Therefore, only $\{1, 2\}$ and $\{3, 4\}$ constitute the paired signals.

Throughout this study, we have simulated data with $d_n = 1000$. In Examples 1-7, the training set is formed with 200 observations (100 from each class), while in Example 8 the training sample size is 400 (200 observations from each class). All numerical results are based on 100 independent replications. The R package `VariableScreening` was used for implementing MV-SIS. We used the R package `e1071` for implementing SVMMLIN and SVMRBF (related to MCS). For SVMRBF with kernel $K_\theta(\mathbf{x}, \mathbf{y}) = \exp\{-\theta\|\mathbf{x} - \mathbf{y}\|^2\}$, we considered the default value of the tuning parameter θ to be $1/d$. The implementation of NBP algorithm was done using the R package `nbpMatching` (see, e.g., [Lu et al., 2011](#)). In our numerical work, we impose a restriction on the estimated signal set so that its cardinality is less than, or equal to $\lfloor d_n/2 \rfloor$ (see Appendix B for more details).

The top left panel of Figure 4 shows that our proposed methods screen the signal components without selecting any additional noise in Example 1. We observe that the performance of MarS for γ_1 is a bit inferior when compared with γ_2 and γ_3 . Since the univariate marginals are equal in Example 2, existing methods as well as MarS were totally useless here. However, the bivariate joint distribution had scale differences in the pairs $\{1, 2\}$ and $\{3, 4\}$, and the advantage of the MixS algorithm can be clearly seen from this example (see the top right panel of Figure 4).

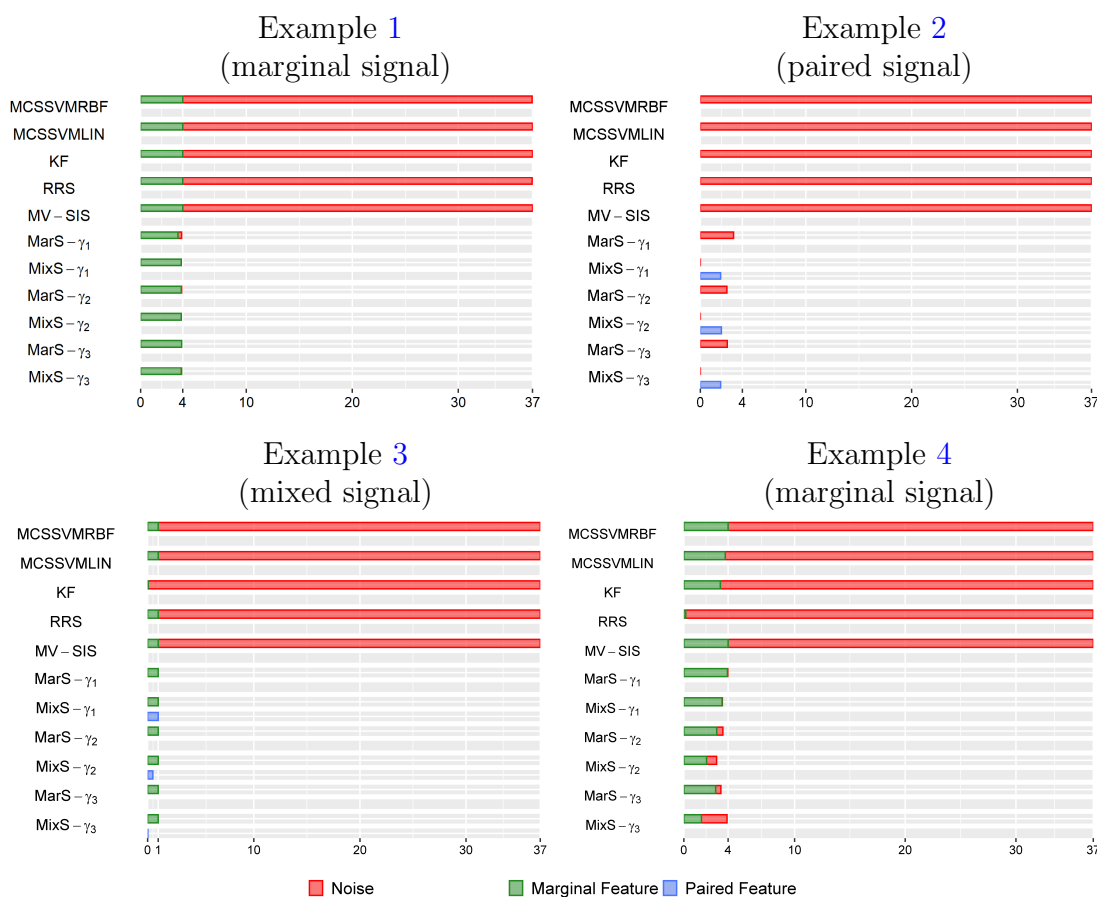


Figure 4: Bar plots indicating the average number of variables selected by existing methods as well as the MarS and MixS algorithms in Examples 1-4 over 100 simulation runs.

All the competing methods (except KF) managed to successfully screen the marginal features in Example 3, but at the cost of including 36 noise variables. In contrast, MarS selected the marginal features and discarded noise variables from \hat{S}_n . The MixS algorithm

with γ_1 outperformed all other choices of γ by effectively screening both $\{1, 2\}$ as well as $\{3\}$ (see the bottom left panel of Figure 4). The bottom right panel of Figure 4 shows that the performance of both MarS and MixS is sensitive to the choice of γ function in Example 4. In particular, γ_1 outperformed the other two choices here. Among the existing methods, RRS failed to retain any of the signals and detected all 37 noise components, while the others managed to retain the marginal features (along with 33 noise variables).

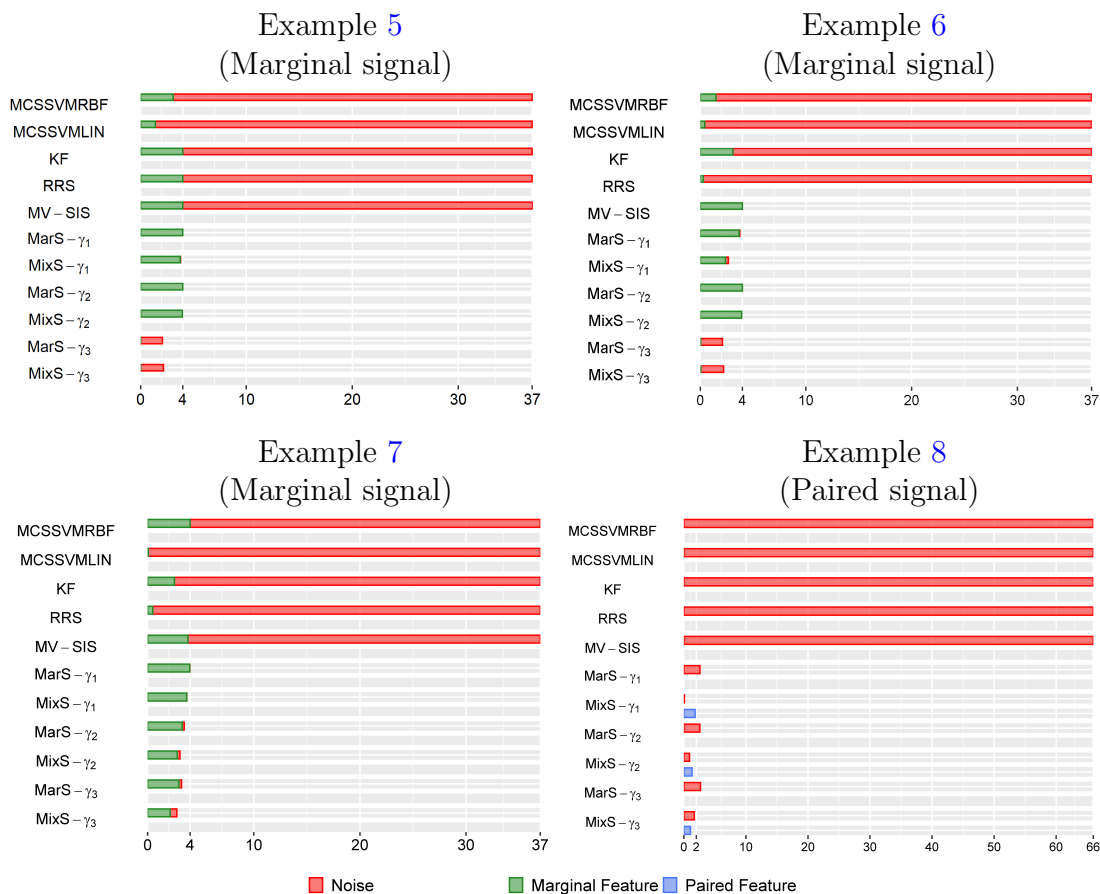


Figure 5: Bar plots indicating the average number of variables selected by existing methods as well as the MarS and MixS algorithms in Examples 5-8 over 100 simulation runs.

Examples 5 and 6 involve heavy-tailed distributions. Observe from the top panel of Figure 5 that MCS-SVM with linear as well as RBF kernels were unsuccessful in both these examples. RRS too had poor performance in Example 6, which is a scale problem. Other existing methods screened all four signals, but at the expense of gathering 33 noise

components. In fact, none of the existing methods (except MV-SIS) achieved sure screening in these two examples. It is evident from the top panel of Figure 5 that γ_3 (an unbounded function) is a poor choice when dealing with heavy-tailed distributions in Examples 5 and 6. In contrast, γ_1 (a bounded function) yielded satisfactory results. However, MixS with γ_1 could not retain all four signals in Example 6. Recall that the screening accuracy of MixS relies on the solution of the NBP matching problem. Probably, the matching algorithm found a sub-optimal solution, which led to this deterioration in the overall performance. It is interesting to note that γ_2 outperformed γ_1 in both examples.

We dealt with a mixture distribution in Example 7. Among existing methods, only MCS-SVM (with the RBF kernel) and MV-SIS successfully retained all four relevant features (see the bottom left panel of Figure 5). MCS-SVMLIN could not perform well because the two classes do not have any difference in their mean vectors. KF picked only three important features, whereas the performance of RRS was worse as it failed to procure even a single signal. In stark contrast, MarS with γ_1 selected only the useful features and managed to discard noise, while MixS with γ_1 yielded quite encouraging results. Our proposals with γ_2 and γ_3 are less promising, but still performed better than the existing methods. Example 8 is more complex. Inescapably, all the existing methods as well as the MarS algorithm failed to identify the paired features. But, MixS successfully retained only the paired signals (see the bottom right panel of Figure 5). Among the three choices, γ_1 again led to the best result followed by γ_2 and γ_3 . Remark C.3 in Appendix C contains a discussion on the relative performance of these three choices of γ .

Based on the above study, we can see that overall both MV-SIS and MCS are generally quite promising in dealing with cases having marginal differences only. For the final task of classification, MV-SIS does not have a clear choice of classifier, which is left to the user.

In contrast, MCS has a clear choice of the classifier (SVMLIN and SVMRBF). Hence, we decided to carry this method forward for a comparative performance in classification problems (see Section 5.2 for more details).

5. Classification Using Energy Distances

Our primary motivation behind using energy distances for screening is that they provide a measure of separation between the underlying distributions. As the next step, here we use energy distances to build a classifier based on the screened set S_n . The set S_n constitutes of two subsets, namely, S_{1n} and S_{2n} comprising of singletons and pairs, respectively. Given S_n , we can define the average of energy distances between \mathbf{F} and \mathbf{G} as:

$$\bar{\mathcal{E}}_n = \frac{1}{s_{1n}} \sum_{k \in S_{1n}} \mathcal{E}_k + \frac{1}{s_{2n}} \sum_{\{i,j\} \in S_{2n}} \mathcal{E}_{\{i,j\}}.$$

Fix $\mathbf{z} \in \mathbb{R}^{d_n}$, and consider the following:

$$\xi^\gamma(\mathbf{z}) = E[h_0^\gamma(\mathbf{z}, \mathbf{Y}_1)] - E[h_0^\gamma(\mathbf{z}, \mathbf{X}_1)] - \frac{1}{2} \{E[h_0^\gamma(\mathbf{Y}_1, \mathbf{Y}_2)] - E[h_0^\gamma(\mathbf{X}_1, \mathbf{X}_2)]\}.$$

Here, $h_0^\gamma(\mathbf{u}, \mathbf{v})$ is a measure of dissimilarity between $\mathbf{u}, \mathbf{v} \in \mathbb{R}^{d_n}$, which is defined as

$$h_0^\gamma(\mathbf{u}, \mathbf{v}) = \frac{1}{s_{1n}} \sum_{k \in S_{1n}} \gamma(|u_l - v_l|^2) + \frac{1}{s_{2n}} \sum_{\{i,j\} \in S_{2n}} \gamma\left(\frac{|u_i - v_i|^2 + |u_j - v_j|^2}{2}\right). \quad (15)$$

If \mathbf{Z} is independent of $\mathbf{X}_1, \mathbf{X}_2$ and $\mathbf{Y}_1, \mathbf{Y}_2$, then it is easy to show that $E[\xi^\gamma(\mathbf{Z})|\mathbf{Z} \sim \mathbf{F}] = \bar{\mathcal{E}}_n$, while $E[\xi^\gamma(\mathbf{Z})|\mathbf{Z} \sim \mathbf{G}] = -\bar{\mathcal{E}}_n$. Since $\bar{\mathcal{E}}_n$ is always positive, we expect $\xi^\gamma(\mathbf{Z})$ to take positive (respectively, negative) values if $\mathbf{Z} \sim \mathbf{F}$ (respectively, $\mathbf{Z} \sim \mathbf{G}$). This motivates the use of

ξ^γ for classifying a test observation. Using ξ^γ , we define a classifier δ_0 as follows:

$$\delta_0(\mathbf{z}) = \begin{cases} 1, & \text{if } \xi^\gamma(\mathbf{z}) > 0, \\ 2, & \text{otherwise.} \end{cases}$$

To use δ_0 in practice, one needs to estimate the related quantities. Using the estimators \hat{S}_{1n} and \hat{S}_{2n} of S_{1n} and S_{2n} , respectively, we obtain the sample counterpart of $h_0^\gamma(\mathbf{u}, \mathbf{v})$ as follows:

$$h_n^\gamma(\mathbf{u}, \mathbf{v}) = \frac{1}{\hat{S}_{1n}} \sum_{k \in \hat{S}_{1n}} \gamma(|u_l - v_l|^2) + \frac{1}{\hat{S}_{2n}} \sum_{\{i,j\} \in \hat{S}_{2n}} \gamma\left(\frac{|u_i - v_i|^2 + |u_j - v_j|^2}{2}\right). \quad (16)$$

Further, define $\hat{\xi}_n^\gamma(\mathbf{z}) := \hat{\xi}_{2n}^\gamma(\mathbf{z}) - \hat{\xi}_{1n}^\gamma(\mathbf{z})$ with

$$\begin{aligned} \hat{\xi}_{1n}^\gamma(\mathbf{z}) &= \frac{1}{n_1} \sum_{i=1}^{n_1} h_n^\gamma(\mathbf{z}, \mathbf{X}_i) - \frac{1}{2n_1(n_1 - 1)} \sum_{1 \leq i \neq j \leq n_1} h_n^\gamma(\mathbf{X}_i, \mathbf{X}_j) \text{ and} \\ \hat{\xi}_{2n}^\gamma(\mathbf{z}) &= \frac{1}{n_2} \sum_{j=1}^{n_2} h_n^\gamma(\mathbf{z}, \mathbf{Y}_j) - \frac{1}{2n_2(n_2 - 1)} \sum_{1 \leq i \neq j \leq n_2} h_n^\gamma(\mathbf{Y}_i, \mathbf{Y}_j). \end{aligned} \quad (17)$$

Using $\hat{\xi}_n^\gamma$, we define the sample version of δ_0 as follows:

$$\delta_{\text{bgSAVG}}(\mathbf{z}) = \begin{cases} 1, & \text{if } \hat{\xi}_n^\gamma(\mathbf{z}) > 0, \\ 2, & \text{otherwise.} \end{cases} \quad (18)$$

This sample version is in fact the block generalized scale-adjusted average distance classifier (abbreviated as the bgSAVG classifier) proposed in [Roy et al. \(2022\)](#).

5.1 Consistency

Throughout this section, we assume that S_n consists of marginal signals only, i.e., $S_n = S_{1n}$ and $S_{2n} = \emptyset$ is the empty set. Consequently, $\bar{\mathcal{E}}_n$ simplifies to $\sum_{k \in S_{1n}} \mathcal{E}_k / s_{1n}$. The definitions of h_0^γ in (15) and h_n^γ in (16) are also reduced to

$$h_0^\gamma(\mathbf{u}, \mathbf{v}) = \frac{1}{s_{1n}} \sum_{k \in S_{1n}} \gamma(|u_l - v_l|^2) \quad \text{and} \quad h_n^\gamma(\mathbf{u}, \mathbf{v}) = \frac{1}{\hat{s}_{1n}} \sum_{k \in \hat{S}_{1n}} \gamma(|u_l - v_l|^2),$$

respectively, for $\mathbf{u}, \mathbf{v} \in \mathbb{R}^{d_n}$. The resulting classifier is referred to as the generalized scale-adjusted average distance (in short, gSAVG) classifier. We will study consistency properties of the gSAVG classifier combined with the marginal screening method MarS. Recall from Theorem 2 that if assumptions A1 and A2 are satisfied, then MarS possesses ESP. Firstly, we state a convergence result for the discriminant $\hat{\xi}_n^\gamma$.

Lemma 2. *If assumptions A1 and A2 are satisfied for $0 < \alpha_1 < (1 - \beta)/2$ and $0 < \alpha_2 < (1 - \beta)/2$, respectively, and γ is a bounded function, then there exists $b_3 > 0$ such that*

$$\mathbb{P} \left[|\hat{\xi}_n^\gamma(\mathbf{z}) - \xi^\gamma(\mathbf{z})| > n^{-\alpha} \right] \leq O \left(e^{-b_3 \{n^{1-2\alpha} - n^\beta\}} \right)$$

for all $\mathbf{z} \in \mathbb{R}^{d_n}$ and $\max\{\alpha_1, \alpha_2\} \leq \alpha < (1 - \beta)/2$.

From Lemma 2, it follows that $|\hat{\xi}_n^\gamma(\mathbf{z}) - \xi^\gamma(\mathbf{z})|$ converges in probability to 0 at an exponential rate as n goes to infinity.

The classifier δ_0 is basically the ‘‘oracle’’ version of the classifier δ_{gSAVG} . Let Δ_0 and Δ_{gSAVG} denote the misclassification probabilities of δ_0 and δ_{gSAVG} , respectively. We now derive an upper bound for $\Delta_{\text{gSAVG}} - \Delta_0$, and analyze the terms in this bound as $n \rightarrow \infty$.

Theorem 3. *If assumptions A1 and A2 are satisfied for $0 < \alpha_1 < (1 - \beta)/2$ and $0 < \alpha_2 < (1 - \beta)/2$, respectively, and γ is bounded, then there exists a constant $b_3 > 0$ such that*

$$\Delta_{\text{gSAVG}} - \Delta_0 \leq \text{P} [|\xi^\gamma(\mathbf{Z})| < n^{-\alpha}] + O\left(e^{-b_3\{n^{1-2\alpha} - n^\beta\}}\right)$$

for all $\max\{\alpha_1, \alpha_2\} \leq \alpha < (1 - \beta)/2$.

The second term in the upper bound goes to zero as $n \rightarrow \infty$. Under some additional conditions, we can also show that $\text{P}[|\xi^\gamma(\mathbf{Z})| < n^{-\alpha}] \rightarrow 0$ and $\Delta_0 \rightarrow 0$ as $n \rightarrow \infty$ as long as $s_n \rightarrow \infty$ (see Lemmas 10 and 11 in Appendix A for details). This now readily implies that $\Delta_{\text{gSAVG}} \rightarrow 0$ (i.e., the gSAVG classifier achieves *perfect classification*) as $n \rightarrow \infty$. If $s_n \rightarrow \infty$, then this is expected because we accumulate more signal as $n \rightarrow \infty$, while ESP of MarS ensures that the noise variables get discarded. However, in our setup there is no restriction on the rate of growth of s_n , which can even be arbitrarily slow compared to n .

Remark 3. Alike Theorem 1, if we assume \mathbf{F} and \mathbf{G} to be Gaussian and γ to be L -Lipschitz continuous for some $L > 0$ (e.g., γ_2), then Theorem 3 holds.

Remark 4. In Theorem 3, we have derived results for the case with marginal signals only. Similar derivations can also be made when we have paired, or mixed signals. While such an extension is rather straight-forward, the corresponding assumptions would be rather stringent. Hence, we chose not to pursue those to keep the exposition simple.

5.2 Comparison with Existing Classifiers

In this section, we conduct a comparative study of the performance of the proposed screening methods, namely, MarS and MixS in conjunction with the corresponding classifiers gSAVG and bgSAVG, respectively. We also include some popular classifiers for compari-

son. Recall that the MCS screening method with SVMLIN and SVMRBF classifiers were denoted by MCS-SVMLIN and MCS-SVMRBF, respectively. We shall continue to use the same notation for the respective classifiers. Apart from MCS, we also include some *linear classifiers* that are suitable for sparse data, viz., sparse Support Vector Machines (Sparse SVMLIN, [Yi and Huang, 2017](#)), GLMNET ([Hastie et al., 2009](#)), sparse group LASSO (Sparse gLASSO, [Simon et al., 2013](#)) and the (*non-linear*) nearest neighbor classifier based on sparse random projections (Sparse NN-RAND, [Deegalla and Bostrom, 2006](#)).

The R packages `sparseSVM`, `glmnet`, `SGL` and `RandPro` were used for implementation of Sparse SVMLIN, GLMNET, Sparse gLASSO and Sparse NN-RAND, respectively. In this study, the parameters of the above methods were set to default (unless specified otherwise). For Sparse SVMLIN, the parameter associated with the penalty function was tuned using cross-validation. In GLMNET, the tuning parameter λ was chosen by cross-validation (with the number of folds set to be the default value 10). We provided the group memberships during our implementation of Sparse gLASSO, while the penalty term was chosen using cross-validation. For Sparse NN-RAND, we used the projection method ‘li’ that generates very sparse random matrices. The R-codes for the proposed classifiers are available [here](#).

We first implemented the gSAVG classifier without any screening (WoS). Then, the gSAVG classifier was combined with MarS, while the bgSAVG classifier was always paired with MixS. Recall Examples 1-8 from Section 4. The training sample in each of Examples 1-7 was formed by generating 100 observations from each class and a test set of size 500 (250 from each class) was used. In Example 8, the training sample constituted of 200 observations from each class, while the test size remained 500. This procedure was repeated 100 times to compute the average misclassification rates, which are reported in Table 1.

Table 1: Misclassification rates and standard errors (in italics) of different classifiers in simulated data sets. The figure in **bold** indicates the minimum misclassification rate.

Ex	Bayes	Sparse SVM-	GLM-	Sparse Group	Sparse NN-	MCS SVM-	MCS SVM-	gSAVG WoS			gSAVG MarS			bgSAVG MixS		
		LIN	NET	LASSO	RAND	LIN	RBF	γ_1	γ_2	γ_3	γ_1	γ_2	γ_3	γ_1	γ_2	γ_3
1	15.87 <i>0.18</i>	20.20 <i>0.52</i>	17.60 <i>0.22</i>	19.70 <i>0.19</i>	44.21 <i>0.25</i>	27.01 <i>0.27</i>	21.87 <i>0.23</i>	41.37 <i>0.25</i>	36.97 <i>0.24</i>	36.24 <i>0.25</i>	20.89 <i>0.38</i>	17.45 <i>0.28</i>	17.11 <i>0.28</i>	19.94 <i>0.27</i>	17.51 <i>0.29</i>	17.10 <i>0.28</i>
2	5.07 <i>0.10</i>	49.20 <i>0.17</i>	49.98 <i>0.20</i>	49.92 <i>0.20</i>	49.45 <i>0.20</i>	50.30 <i>0.22</i>	49.57 <i>0.26</i>	44.03 <i>0.24</i>	46.94 <i>0.23</i>	46.51 <i>0.23</i>	49.96 <i>0.21</i>	49.66 <i>0.21</i>	49.54 <i>0.21</i>	13.01 <i>0.25</i>	13.88 <i>0.19</i>	12.82 <i>0.43</i>
3	8.45 <i>0.13</i>	23.80 <i>0.22</i>	23.33 <i>0.26</i>	26.65 <i>0.25</i>	46.74 <i>0.23</i>	34.30 <i>0.27</i>	31.35 <i>0.25</i>	42.65 <i>0.23</i>	41.24 <i>0.23</i>	40.57 <i>0.21</i>	22.63 <i>0.17</i>	22.56 <i>0.18</i>	22.56 <i>0.18</i>	17.32 <i>0.19</i>	21.14 <i>0.23</i>	22.46 <i>0.19</i>
4	7.50 <i>0.12</i>	47.60 <i>0.20</i>	50.11 <i>0.19</i>	49.92 <i>0.19</i>	50.19 <i>0.20</i>	49.99 <i>0.22</i>	38.35 <i>0.27</i>	40.99 <i>0.26</i>	45.17 <i>0.23</i>	45.23 <i>0.24</i>	10.14 <i>0.23</i>	18.80 <i>0.75</i>	19.09 <i>0.73</i>	12.45 <i>0.57</i>	24.23 <i>0.92</i>	33.09 <i>0.51</i>
5	11.32 <i>0.14</i>	49.40 <i>0.35</i>	46.09 <i>0.71</i>	50.31 <i>0.18</i>	49.91 <i>0.18</i>	48.06 <i>0.31</i>	47.17 <i>0.31</i>	36.55 <i>0.26</i>	34.31 <i>0.23</i>	43.24 <i>0.21</i>	12.42 <i>0.15</i>	12.07 <i>0.14</i>	50.12 <i>0.21</i>	13.42 <i>0.32</i>	12.21 <i>0.14</i>	49.99 <i>0.21</i>
6	13.07 <i>0.15</i>	50.60 <i>0.19</i>	49.87 <i>0.21</i>	49.87 <i>0.18</i>	49.81 <i>0.18</i>	50.23 <i>0.22</i>	48.91 <i>0.25</i>	41.90 <i>0.24</i>	33.80 <i>0.22</i>	39.95 <i>0.21</i>	17.02 <i>0.34</i>	14.15 <i>0.16</i>	49.30 <i>0.45</i>	22.43 <i>0.49</i>	14.39 <i>0.23</i>	49.28 <i>0.45</i>
7	5.09 <i>0.10</i>	50.24 <i>0.19</i>	50.01 <i>0.21</i>	50.19 <i>0.21</i>	50.15 <i>0.22</i>	50.12 <i>0.22</i>	49.81 <i>0.22</i>	40.16 <i>0.22</i>	43.70 <i>0.22</i>	44.79 <i>0.22</i>	9.34 <i>0.16</i>	22.22 <i>0.73</i>	27.91 <i>0.75</i>	10.64 <i>0.44</i>	25.01 <i>0.86</i>	33.28 <i>0.73</i>
8	12.83 <i>0.14</i>	50.11 <i>0.21</i>	50.17 <i>0.23</i>	49.92 <i>0.22</i>	50.04 <i>0.22</i>	50.08 <i>0.25</i>	50.16 <i>0.23</i>	48.55 <i>0.22</i>	49.36 <i>0.21</i>	49.32 <i>0.21</i>	50.13 <i>0.25</i>	49.68 <i>0.22</i>	49.54 <i>0.24</i>	36.64 <i>0.27</i>	42.25 <i>0.44</i>	45.17 <i>0.40</i>

Superiority of the gSAVG classifier with MarS is clear from the examples with marginal differences, namely, Examples 1, 4, 5, 6 and 7 (see Table 1). On the other hand, the bgSAVG classifier with MixS yielded promising results in the non-marginal scenarios (namely, Examples 2, 3 and 8). Among the competing methods, linear classifiers showed satisfactory performance only in Examples 1 and 3. They failed in Examples 2, 4, 7 and 8 where the difference lies either in scale or shape, and led to a misclassification rate of almost 50%. The performance of Sparse NN-RAND was generally quite poor across all examples. Only MCS-SVMRBF showed some improvement in location and scale problems. In Examples 5 and 6 (with heavy-tailed distributions), none of the competing methods yielded satisfactory results due to lack of robustness.

5.3 Real Data Analysis

We now study the performance of our proposed methodology on two benchmark and four real data sets. The first data is Madelon, which is an artificial data set that was part

of the NIPS 2003 feature selection challenge (Guyon et al., 2005). The data points are of 500 dimension with 5 informative covariates. An additional 15 linear combinations of these covariates were added to form a signal set having cardinality 20. The remaining 480 components are all noise with no predictive power. `Madelon` has a total of 2600 observations (1300 from each class). The second data set `CorrAL` (John et al., 1994) is also an artificial data of dimension 10000. It has 128 observations from two classes, 72 from the first class and 56 from the second class. Out of the 10000 features, only the first 6 components are highly correlated with the response variable, while the rest are all noise. We used a subset of this data set containing the first 1000 features. Both `Madelon` and `CorrAL` are available from the R package `sbfc`. The third and fourth data sets, `Bittner` and `Shipp` are from the `CompCancer` database. `Bittner` is a microarray data set with 38 observations of dimension 2201. This data set was first studied by Bittner et al. (2000), where the authors analyzed gene expression profiles for the 38 samples. Class label of 19 tightly clustered samples was denoted by ML1, while the remaining 19 samples were labelled as ML2. `Shipp` was introduced by Shipp et al. (2002), where the authors aimed at distinguishing diffuse large B-cell lymphoma (DLBCL) from a related GC B-cell lymphoma, follicular (FL). It has 77 data points (58 and 19 samples corresponding to DLBCL and FL, respectively) of dimension 798. The final two data sets are related to Microarray gene expressions (available from this [database](#)). The `GSE3726` data has 52 gene expressions of dimension 22283 from breast and colon cancer patients with 31 and 21 samples, respectively. In the `GSE967` data set, we have 23 observations of dimension 9945. These gene expression values correspond to two childhood tumors, namely, Ewing’s sarcoma (EWS) and rhabdomyosarcoma (RMS) containing 11 and 12 data points, respectively.

For each of these six data sets, we randomly selected 50% of the observations (without

replacement) corresponding to each class to form the training set. The remaining observations were considered as test cases. This procedure was repeated 100 times over different splits of the data to obtain a stable estimate of the misclassification rate. As already noted in our simulations, the number of features selected by MarS and MixS varies with the choice of γ . For each real data set, we have summarized this information in the respective paragraphs, while the complete numerical result is presented in Appendix C (see Table 3).

Table 2: Misclassification rates and standard errors (in italics) of different classifiers in six real and benchmark data sets. The figure in **bold** indicates the minimum misclassification rate.

Data set	Sparse SVM-	GLM-	Sparse NN-	MCS SVM-	MCS SVM-	gSAVG WoS			gSAVG MarS			bgSAVG MixS		
	LIN	NET	RAND	LIN	RBF	γ_1	γ_2	γ_3	γ_1	γ_2	γ_3	γ_1	γ_2	γ_3
Madelon	40.66 <i>0.12</i>	38.65 <i>0.16</i>	42.23 <i>0.14</i>	43.39 <i>0.14</i>	40.33 <i>0.16</i>	40.07 <i>0.17</i>	40.07 <i>0.15</i>	40.09 <i>0.18</i>	38.73 <i>0.13</i>	38.73 <i>0.13</i>	38.74 <i>0.13</i>	38.72 <i>0.13</i>	38.70 <i>0.14</i>	38.63 <i>0.13</i>
CorrAL	43.52 <i>0.39</i>	27.89 <i>0.60</i>	45.58 <i>0.57</i>	29.52 <i>0.74</i>	26.06 <i>0.65</i>	47.50 <i>0.54</i>	47.50 <i>0.55</i>	47.79 <i>0.54</i>	31.42 <i>0.66</i>	31.41 <i>0.66</i>	31.41 <i>0.69</i>	29.70 <i>0.65</i>	27.72 <i>0.66</i>	27.51 <i>0.78</i>
Bittner	28.39 <i>1.36</i>	26.67 <i>0.92</i>	26.94 <i>0.11</i>	25.50 <i>1.06</i>	27.33 <i>1.07</i>	32.89 <i>1.14</i>	26.11 <i>1.08</i>	27.78 <i>1.20</i>	29.44 <i>1.12</i>	25.06 <i>1.02</i>	23.89 <i>0.89</i>	27.23 <i>0.87</i>	24.05 <i>0.93</i>	23.37 <i>0.87</i>
Shipp	19.29 <i>0.53</i>	21.28 <i>0.57</i>	18.50 <i>0.48</i>	20.79 <i>0.67</i>	20.66 <i>0.62</i>	23.21 <i>0.73</i>	22.39 <i>0.70</i>	23.34 <i>0.65</i>	22.24 <i>0.76</i>	21.61 <i>0.77</i>	23.13 <i>0.88</i>	22.05 <i>0.78</i>	18.92 <i>0.76</i>	20.29 <i>0.73</i>
GSE3726	22.23 <i>1.36</i>	16.54 <i>0.97</i>	39.55 <i>1.19</i>	10.30 <i>0.64</i>	11.81 <i>0.60</i>	17.20 <i>0.73</i>	13.38 <i>0.70</i>	21.31 <i>0.65</i>	17.19 <i>0.89</i>	9.69 <i>0.61</i>	11.65 <i>0.44</i>	16.31 <i>0.89</i>	8.73 <i>0.42</i>	10.62 <i>0.37</i>
GSE967	27.27 <i>1.30</i>	28.00 <i>1.45</i>	39.82 <i>1.29</i>	29.27 <i>1.09</i>	36.73 <i>1.05</i>	34.64 <i>1.32</i>	33.27 <i>1.50</i>	30.72 <i>1.43</i>	30.91 <i>1.01</i>	27.27 <i>1.01</i>	26.36 <i>1.01</i>	28.55 <i>1.36</i>	20.82 <i>1.28</i>	35.64 <i>1.29</i>

We start by analyzing the Madelon data. The number of components screened by MCS was 181. Even if all 5 signals are retained by MCS, its screened set still contained about 97% noise. In contrast, MarS selected 3.31 components, while the number of features screened by MixS ranged between 7.78 and 8.39 on an average for the three choices of γ . Usefulness of feature screening is clear from this data set (see Table 2). The gSAVG classifier without any screening (WoS) performs worse than gSAVG with MarS and bgSAVG with MixS. In particular, MixS for γ_3 when combined with the bgSAVG classifier yielded the minimum misclassification rate. Among the competing classifiers, only GLMNET led to a competitive performance.

MCS screened 15 components in the **CorrAL** data. MarS screened 1.54 components, while MixS selected 2.46 components on an average for varying γ . Again, we observe a significant reduction in misclassification rate of the proposed screening methods w.r.t. the WoS version of the gSAVG classifier. Among the competing methods, MCS-SVM with the RBF kernel produced the best result here. While GLMNET successfully detected sparsity and its performance was at par with the proposed methods, the other linear classifiers did not fare so well.

In **Bittner**, MCS screened about 6 components out of 2201. On an average, the number of components retained by MarS ranged from 3.51 to 3.6, whereas for MixS the range was from 4.9 to 5.6 for the three choices of γ . Interestingly, Table 2 shows that the performance of gSAVG and bgSAVG is subjective to the choice of the γ function. Overall, bgSAVG with MixS for γ_3 led to the minimum misclassification rate, while gSAVG with MarS for γ_2 secured the second position. MCS-SVMLIN led to the lowest misclassification rate among the competing methods, closely followed by the classifiers GLMNET and Sparse NN-RAND.

For different choices of γ , the average number of variables screened by MarS in the **Shipp** data ranged from 2.52 to 4.75, while it ranged from 3.66 to 5.20 for MixS. Superiority of MixS over MarS is transparent from this data set (see Table 2). In particular, bgSAVG with MixS had a significantly improved performance when compared to gSAVG with MarS for the choices γ_2 and γ_3 . The performances of MCS-SVM (selected 40 signals) with linear and RBF kernels was comparable with Sparse NN-RAND, which yielded the minimum misclassification rate here. Meanwhile, Sparse SVMLIN led to a promising performance too.

With $d = 22283$, **GSE3726** has the highest number of covariates among all the data sets, but the sample size is only 32. On an average, the number of variables selected by MarS and MixS ranged from 1.01 to 2.65 and 1.03 to 2.85, respectively. For γ_2 and

γ_3 , we observed considerable improvement in the misclassification rates for gSAVG with MarS when compared against gSAVG implemented without screening. As expected, MixS yielded further improvement in the performance of the bgSAVG classifier by accounting for the differences in joint distributions. In fact, bgSAVG when combined with MixS for γ_2 yielded the lowest misclassification rate. The MCS classifiers retained 30 components, and only they could outperform the WoS version of gSAVG. All the other classifiers failed to capture sparsity in the covariates, and led to significantly higher misclassification rates.

In the GSE967 data set, MCS screened 7 components, while the number of components retained by MixS ranged from 4.68 to 28.7. Surprisingly, MixS with γ_1 screened several signal components (see Table 3 in Appendix C). The choice γ_2 led to the best misclassification rate when combined with MixS and bgSAVG. Among the competitors, only the linear classifiers, namely, Sparse SVMMLIN, GLMNET and MCS-SVMMLIN showed improvement when compared with the gSAVG classifier without any screening. On the other hand, the non-linear classifiers, namely, Sparse NN-RAND and MCS-SVMRBF performed even worse than that classifier.

References

- Balakrishnan, N. and A. Stepanov (2008). Asymptotic properties of the ratio of order statistics. *Statistics & Probability Letters* 78(3), 301–310.
- Baringhaus, L. and C. Franz (2010). Rigid motion invariant two-sample tests. *Statistica Sinica* 20(4), 1333–1361.
- Billingsley, P. (2008). *Probability and Measure*. John Wiley & Sons.
- Bittner, M., P. Meltzer, Y. Chen, Y. Jiang, E. Seftor, M. Hendrix, M. Radmacher, R. Simon, Z. Yakhini, A. Ben-Dor, N. Sampas, E. Dougherty, E. Wang, F. Marincola, C. Gooden, J. Lued-

- ers, A. Glatfelter, P. Pollock, J. Carpten, E. Gillanders, D. Leja, K. Dietrich, C. Beaudry, M. Berens, D. Alberts, and V. Sondak (2000, Aug). Molecular classification of cutaneous malignant melanoma by gene expression profiling. *Nature* 406(6795), 536–540.
- Boucheron, S., G. Lugosi, and P. Massart (2013). *Concentration Inequalities: A Nonasymptotic Theory of Independence*. Oxford University Press.
- Cheng, G., X. Li, P. Lai, F. Song, and J. Yu (2017). Robust rank screening for ultrahigh dimensional discriminant analysis. *Statistics and Computing* 27(2), 535–545.
- Cui, H., R. Li, and W. Zhong (2015). Model-free feature screening for ultrahigh dimensional discriminant analysis. *Journal of the American Statistical Association* 110(510), 630–641.
- Deegalla, S. and H. Bostrom (2006). Reducing high-dimensional data by principal component analysis vs. random projection for nearest neighbor classification. In *2006 5th International Conference on Machine Learning and Applications (ICMLA '06)*, pp. 245–250.
- Derigs, U. (1988). Solving non-bipartite matching problems via shortest path techniques. *Annals of Operations Research* 13(1), 225–261.
- Dutta, S. and M. G. Genton (2014). A non-gaussian multivariate distribution with all lower-dimensional gaussians and related families. *Journal of Multivariate Analysis* 132, 82–93.
- Fan, J. and Y. Fan (2008). High dimensional classification using features annealed independence rules. *The Annals of Statistics* 36(6), 2605.
- Fan, J. and J. Lv (2008). Sure independence screening for ultrahigh dimensional feature space. *Journal of the Royal Statistical Society: Series B (Statistical Methodology)* 70(5), 849–911.
- Feller, W. (1971). *An Introduction to Probability Theory and its Applications. Vol. II*. Second edition. John Wiley & Sons, Inc., New York-London-Sydney.

- Guyon, I., S. Gunn, A. Ben-Hur, and G. Dror (2005). Result analysis of the nips 2003 feature selection challenge. In L. Saul, Y. Weiss, and L. Bottou (Eds.), *Advances in Neural Information Processing Systems*. MIT Press.
- Hastie, T., R. Tibshirani, and J. Friedman (2009). *The Elements of Statistical Learning: Data mining, Inference, and Prediction*. Springer, New York.
- John, G. H., R. Kohavi, and K. Pfleger (1994). Irrelevant features and the subset selection problem. In *Machine Learning Proceedings 1994*, pp. 121–129. Elsevier.
- Lu, B., R. Greevy, X. Xu, and C. Beck (2011). Optimal nonbipartite matching and its statistical applications. *The American Statistician* 65(1), 21–30.
- Mai, Q. and H. Zou (2013). The kolmogorov filter for variable screening in high-dimensional binary classification. *Biometrika* 100(1), 229–234.
- Meier, L., S. Van De Geer, and P. Bühlmann (2008). The group lasso for logistic regression. *Journal of the Royal Statistical Society: Series B (Statistical Methodology)* 70(1), 53–71.
- Pan, R., H. Wang, and R. Li (2016). Ultrahigh-dimensional multiclass linear discriminant analysis by pairwise sure independence screening. *Journal of the American Statistical Association* 111(513), 169–179.
- Roy, S., S. Sarkar, S. Dutta, and A. K. Ghosh (2022). On generalizations of some distance based classifiers for hdlss data. *Journal of Machine Learning Research* 23(14), 1–41.
- Sheng, Y. and Q. Wang (2020). Model-free feature screening for ultrahigh dimensional classification. *Journal of Multivariate Analysis* 178, 104618.
- Shipp, M. A., K. N. Ross, P. Tamayo, A. P. Weng, J. L. Kutok, R. C. Aguiar, M. Gaasenbeek, M. Angelo, M. Reich, G. S. Pinkus, et al. (2002). Diffuse large b-cell lymphoma outcome

- prediction by gene-expression profiling and supervised machine learning. *Nature medicine* 8(1), 68–74.
- Simon, N., J. Friedman, T. Hastie, and R. Tibshirani (2013). A sparse-group lasso. *Journal of Computational and Graphical Statistics* 22(2), 231–245.
- Székely, G. J. and M. L. Rizzo (2004). Testing for equal distributions in high dimension. *InterStat*, 1249–1272.
- Székely, G. J. and M. L. Rizzo (2005). A new test for multivariate normality. *Journal of Multivariate Analysis* 93(1), 58–80.
- Wainwright, M. J. (2019). *High-dimensional Statistics: A Non-Asymptotic Viewpoint*, Volume 48. Cambridge University Press.
- Yi, C. and J. Huang (2017). Semismooth newton coordinate descent algorithm for elastic-net penalized huber loss regression and quantile regression. *Journal of Computational and Graphical Statistics* 26(3), 547–557.
- Zhu, L.-P., L. Li, R. Li, and L.-X. Zhu (2011). Model-free feature screening for ultrahigh-dimensional data. *Journal of the American Statistical Association* 106(496), 1464–1475.

Supplementary to
**“On Exact Feature Screening in
 Ultrahigh-dimensional Binary Classification”**

A. Proofs and Mathematical Details

Define

$$\begin{aligned}
 T_{11k} &= \frac{1}{\binom{n_1}{2}} \sum_{1 \leq i < j \leq n_1} \gamma(|X_{ik} - X_{jk}|^2), \quad T_{22k} = \frac{1}{\binom{n_2}{2}} \sum_{1 \leq i < j \leq n_2} \gamma(|Y_{ik} - Y_{jk}|^2) \text{ and} \\
 T_{12k} &= \frac{1}{n_1 n_2} \sum_{i=1}^{n_1} \sum_{j=1}^{n_2} \gamma(|X_{ik} - Y_{jk}|^2) \text{ for } 1 \leq k \leq d_n.
 \end{aligned} \tag{19}$$

Recall that $\hat{\mathcal{E}}_k$ is defined as follows:

$$\hat{\mathcal{E}}_k = 2T_{12k} - \{T_{11k} + T_{22k}\} \text{ for } 1 \leq k \leq d_n. \tag{20}$$

Fix $k \in \{1, \dots, d_n\}$. The sample energy $\hat{\mathcal{E}}_k$ consistently estimates \mathcal{E}_k as n goes to infinity (see [Székely and Rizzo \(2005\)](#)). We now state the bounded differences inequality that we will use to derive the rate of convergence for this estimator.

For any two vectors $\mathbf{x}, \mathbf{x}' \in \mathbb{R}^n$ and an index $1 \leq l \leq n$, define a new vector $\mathbf{x}^{\setminus l} \in \mathbb{R}^n$ as

$$\mathbf{x}^{\setminus l} = \begin{cases} x_j, & \text{if } j \neq l, \\ x'_l, & \text{if } j = l. \end{cases}$$

Using this notation, we say that $f : \mathbb{R}^n \rightarrow \mathbb{R}$ satisfies the bounded difference inequality with parameters M_1, \dots, M_n if

$$|f(\mathbf{x}) - f(\mathbf{x}^{\setminus l})| \leq M_l \text{ for each } 1 \leq l \leq n. \quad (21)$$

Lemma 3. (*Wainwright, 2019, page 37*) *Suppose that f satisfies the bounded difference inequality stated in (21) with parameters M_1, \dots, M_n and that the random vector $\mathbf{U} = (U_1, \dots, U_n)^\top$ has independent components. Then,*

$$P[|f(\mathbf{U}) - \mathbb{E}[f(\mathbf{U})]| > \epsilon] \leq 2e^{-\frac{2\epsilon^2}{\sum_{l=1}^n M_l^2}} \text{ for all } \epsilon > 0.$$

Lemma 4. *Suppose that γ is a bounded function. Then, there exists a constant $b > 0$ such that*

$$P[|\hat{\mathcal{E}}_k - \mathcal{E}_k| \leq n^{-\alpha}] \geq 1 - O(e^{-bn^{1-2\alpha}}) \text{ for all } 0 < \alpha < 1/2 \text{ and } 1 \leq k \leq d_n.$$

Proof : Fix $0 < \alpha < 1/2$ and $k \in \{1, \dots, d_n\}$. Recall the definitions of T_{11k}, T_{22k} and T_{12k} in (19). Observe that T_{11k} and T_{22k} are one sample U-statistics with a kernel of order 2, while T_{12k} is a two-sample U-statistic with a kernel of order (1, 1). Using the union bound, it follows from (20) that

$$\begin{aligned} P[|\hat{\mathcal{E}}_k - \mathcal{E}_k| > n^{-\alpha}] &= P[|\{2T_{12k} - T_{11k} - T_{22k}\} - \{2E[T_{12k}] - E[T_{11k}] - E[T_{22k}]\}| > n^{-\alpha}], \\ &\leq P[|T_{11k} - E[T_{11k}]| > n^{-\alpha}/3] + P[|T_{12k} - E[T_{12k}]| > n^{-\alpha}/6] \\ &\quad + P[|T_{22k} - E[T_{22k}]| > n^{-\alpha}/3]. \end{aligned} \quad (22)$$

Consider the first term in the right hand side (RHS) of (22). Note that the random variables

X_{1k}, \dots, X_{n_1k} are independently distributed. Let us denote the vector $(X_{1k}, \dots, X_{n_1k})^\top$ by \mathcal{X}_k . Since γ is bounded, Lemma 3 can be used to obtain an upper bound on $P[|T_{11k} - E[T_{11k}]| > n^{-\alpha}/3]$. We can view T_{11k} as the function $f(X_{1k}, \dots, X_{n_1k}) = f(\mathcal{X}_k)$. For any given co-ordinate $l \in \{1, \dots, n_1\}$, we have

$$\left| f(\mathcal{X}_k) - f(\mathcal{X}_k^{\setminus l}) \right| \leq \frac{1}{n_1(n_1 - 1)} \sum_{j \neq l} |h(X_{jk}, X_{lk}) - h(X_{jk}, X'_{lk})| \leq (n_1 - 1) \frac{2}{n_1(n_1 - 1)} = \frac{2}{n_1}.$$

So, the bounded difference property holds for T_{11k} with parameter $M_l = 2/n_1$ for all $1 \leq l \leq n_1$. Using Lemma 3, we have

$$P[|T_{11k} - E[T_{11k}]| > n^{-\alpha}/3] \leq 2e^{-\frac{n_1 n^{-2\alpha}}{18}}.$$

Since $\lim_{n \rightarrow \infty} n_1/n = \pi_1$ with $0 < \pi_1 < 1$, there exist constants $b_{11} > 0$ and $N_{11} \in \mathbb{N}$ such that

$$P[|T_{11k} - E[T_{11k}]| \geq n^{-\alpha}/3] \leq 2e^{-b_{11}n^{1-2\alpha}} \text{ for all } n \geq N_{11}. \quad (23)$$

Similar arguments lead us to the following bounds:

$$P[|T_{12k} - E[T_{12k}]| > n^{-\alpha}/6] \leq 2e^{-\frac{\min\{n_1, n_2\}n^{-2\alpha}}{72}} \text{ and } P[|T_{22k} - E[T_{22k}]| > n^{-\alpha}/3] \leq 2e^{-\frac{n_2 n^{-2\alpha}}{18}}.$$

Again, using $\lim_{n \rightarrow \infty} n_1/n = \pi_1$ with $0 < \pi_1 < 1$, there exist constants $b_{12} > 0, b_{22} > 0$ and positive integers $N_{12}, N_{22} \in \mathbb{N}$ such that

$$\begin{aligned} P[|T_{12k} - E[T_{12k}]| > n^{-\alpha}/6] &\leq 2e^{-b_{12}n^{1-2\alpha}} \text{ for all } n \geq N_{12} \text{ and} \\ P[|T_{22k} - E[T_{22k}]| > n^{-\alpha}/3] &\leq 2e^{-b_{22}n^{1-2\alpha}} \text{ for all } n \geq N_{22}. \end{aligned} \quad (24)$$

Define $N_0 = \max\{N_{11}, N_{12}, N_{22}\}$. Combining (22), (23) and (24), we obtain

$$P[|\hat{\mathcal{E}}_{k,n} - \mathcal{E}_k| > n^{-\alpha}] \leq 2e^{-b_{11}n^{1-2\alpha}} + 2e^{-b_{12}n^{1-2\alpha}} + 2e^{-b_{22}n^{1-2\alpha}} \leq 6e^{-bn^{1-2\alpha}} \text{ for all } n \geq N,$$

where $b = \min\{b_{11}, b_{12}, b_{22}\}$. Observe that the above inequality holds for any $0 < \alpha < 1/2$ and $1 \leq k \leq d_n$. Hence, the proof. \square

Remark 5. Lemma 4 indeed holds for all $\alpha > 0$. However, for $\alpha \geq 1/2$, the sequence $e^{-bn^{1-2\alpha}}$ diverges as $n \rightarrow \infty$ and the result states a trivial upper bound.

In ultra high-dimensional settings, the dimension d_n is allowed to grow with the sample size n . In particular, we assume that there exists $0 \leq \beta < 1$ such that $\log d_n = O(n^\beta)$. The following results are obtained under this assumption. The conventional setting (i.e., the dimension is fixed and the sample size increases) is a special case of this setting when $\beta = 0$. Since $\mathcal{E}_k > 0$ for all $k \in S_n$ and $\mathcal{E}_k = 0$ for all $k \in S_n^c$, Lemma 4 suggests that $\hat{\mathcal{E}}_k$ for $k \in S_n$ converges in probability to a positive quantity, whereas $\hat{\mathcal{E}}_k$ for $k \in S_n^c$ converges to 0 as $n \rightarrow \infty$. Next, we derive this bound uniformly over all indices.

Lemma 5. *There exists a constant $b_1 > 0$ such that*

$$P \left[\max_{1 \leq k \leq d_n} |\hat{\mathcal{E}}_k - \mathcal{E}_k| > n^{-\alpha} \right] \leq O \left(e^{-b_1 \{n^{1-2\alpha} - n^\beta\}} \right) \text{ for all } 0 < \alpha < (1 - \beta)/2.$$

Proof : Fix $0 < \alpha < (1 - \beta)/2$. It is easy to see that following Lemma 4, we have

$$P \left[\max_{1 \leq k \leq d_n} |\hat{\mathcal{E}}_k - \mathcal{E}_k| > n^{-\alpha} \right] \leq \sum_{k=1}^{d_n} P \left[|\hat{\mathcal{E}}_k - \mathcal{E}_k| > n^{-\alpha} \right] \leq O \left(d_n e^{-bn^{1-2\alpha}} \right).$$

Since $\log d_n = O(n^\beta)$ for $0 \leq \beta < 1$, there exist $M > 0$ and $N \in \mathbb{N}$ such that

$$d_n \leq e^{Mn^\beta} \text{ for all } n \geq N$$

$$\text{i.e., } d_n e^{-bn^{1-2\alpha}} \leq e^{-(bn^{1-2\alpha} - Mn^\beta)} \text{ for all } n \geq N.$$

Observe that there exist constants $0 < b_1 < b$ and $N' \in \mathbb{N}$ such that

$$e^{-\{bn^{1-2\alpha} - Mn^\beta\}} \leq e^{-b_1\{n^{1-2\alpha} - n^\beta\}} \text{ for all } n \geq N'$$

$$\text{i.e., } d_n e^{-bn^{1-2\alpha}} \leq e^{-b_1\{n^{1-2\alpha} - n^\beta\}} \text{ for all } n \geq N_1 = \max\{N, N'\}.$$

Hence, the proof. □

The upper bound in the above result is free of $1 \leq k \leq d_n$. We now prove that a similar inequality (with the same uniform bound) continues to hold for the ordered energy distances.

Corollary 1. *There exists a constant $b_1 > 0$ such that*

$$P \left[\max_{1 \leq k \leq d_n} |\hat{\mathcal{E}}_{(k)} - \mathcal{E}_{(k)}| > n^{-\alpha} \right] \leq O \left(e^{-b_1\{n^{1-2\alpha} - n^\beta\}} \right) \text{ for all } 0 < \alpha < (1 - \beta)/2.$$

Proof : Let $(u_1, \dots, u_{d_n})^\top$ and $(v_1, \dots, v_{d_n})^\top$ denote two vectors in \mathbb{R}^{d_n} . Then, for any $1 \leq k \leq d_n$, we have $|u_{(k)} - v_{(k)}| \leq |u_i - v_j|$ for $1 \leq i, j \leq d_n$, where i and j are such that $u_i \geq u_{(k)}$ and $v_j \leq v_{(k)}$. There are $(d_n - k + 1)$ and k such choices for i and j , respectively. It follows from the *pigeon-hole principle* that for each $1 \leq k \leq d_n$ there exists at least one l satisfying $1 \leq l \leq d_n$ such that $|u_{(k)} - v_{(k)}| \leq |u_l - v_l|$ (see [Wainwright \(2019\)](#)). Therefore,

$$|u_{(k)} - v_{(k)}| \leq \max_{1 \leq l \leq d_n} |u_l - v_l| \text{ for all } 1 \leq k \leq d_n$$

$$\Rightarrow \max_{1 \leq k \leq d_n} |u_{(k)} - v_{(k)}| \leq \max_{1 \leq l \leq d_n} |u_l - v_l|. \quad (25)$$

Using this result for the vectors $(\hat{\mathcal{E}}_1, \dots, \hat{\mathcal{E}}_{d_n})^\top$ and $(\mathcal{E}_1, \dots, \mathcal{E}_{d_n})^\top$, we obtain the following:

$$\begin{aligned} \max_{1 \leq k \leq d_n} |\hat{\mathcal{E}}_{(k)} - \mathcal{E}_{(k)}| > n^{-\alpha} &\Rightarrow \max_{1 \leq k \leq d_n} |\hat{\mathcal{E}}_k - \mathcal{E}_k| > n^{-\alpha} \\ \Rightarrow P \left[\max_{1 \leq k \leq d_n} |\hat{\mathcal{E}}_{(k)} - \mathcal{E}_{(k)}| > n^{-\alpha} \right] &\leq P \left[\max_{1 \leq k \leq d_n} |\hat{\mathcal{E}}_k - \mathcal{E}_k| > n^{-\alpha} \right] \text{ for all } \alpha > 0. \end{aligned}$$

Now, it follows from Corollary 5 that there exists a constant $b_1 > 0$ such that

$$P \left[\max_{1 \leq k \leq d_n} |\hat{\mathcal{E}}_{(k)} - \mathcal{E}_{(k)}| > n^{-\alpha} \right] \leq O \left(e^{-b_1 \{n^{1-2\alpha} - n^\beta\}} \right) \text{ for all } 0 < \alpha < (1 - \beta)/2.$$

Hence, the proof. \square

Recall that $\hat{R} = \hat{\mathcal{E}}_{(k+1)}/\hat{\mathcal{E}}_{(k)}$ for $1 \leq k \leq (d_n - 1)$. The next result shows that \hat{R}_{t_n} takes values smaller than $\max_{1 \leq j \leq (s_n - 1)} \hat{R}_{t_n+j}$ with a high probability.

Lemma 6. *If assumption A1 is satisfied for $0 < \alpha_1 < (1 - \beta)/2$, then there exists a constant $b_1 > 0$ such that*

$$P \left[\hat{R}_{t_n} \leq \max_{1 \leq j \leq (s_n - 1)} \hat{R}_{t_n+j} \right] \leq O \left(e^{-b_1 \{n^{1-2\alpha_1} - n^\beta\}} \right) \text{ for all } 0 < \alpha_1 \leq \alpha < (1 - \beta)/2.$$

Proof : Consider $0 < \alpha_1 < (1 - \beta)/2$ that satisfies the assumption A1. Recall that $\mathcal{E}_{(k)} = 0$ for $1 \leq k \leq t_n$. Therefore, for $\alpha > 0$, we have the following:

$$\begin{aligned} &P \left[\max_{1 \leq k \leq d_n} |\hat{\mathcal{E}}_{(k)} - \mathcal{E}_{(k)}| \leq n^{-\alpha} \right] \\ &= P \left[\hat{\mathcal{E}}_{(t_n)} \leq n^{-\alpha}, \mathcal{E}_{(t_n+j)} - n^{-\alpha} \leq \hat{\mathcal{E}}_{(t_n+j)} \leq \mathcal{E}_{(t_n+j)} + n^{-\alpha} \text{ for all } 1 \leq j \leq (s_n - 1) \right] \end{aligned}$$

$$\begin{aligned}
&\leq P \left[\frac{\hat{\mathcal{E}}_{(t_n+1)}}{\hat{\mathcal{E}}_{(t_n)}} \geq \frac{\mathcal{E}_{(t_n+1)} - n^{-\alpha}}{n^{-\alpha}}, \frac{\hat{\mathcal{E}}_{(t_n+j+1)}}{\hat{\mathcal{E}}_{(t_n+j)}} \leq \frac{\mathcal{E}_{(t_n+j+1)} + n^{-\alpha}}{\mathcal{E}_{(t_n+j)} - n^{-\alpha}} \text{ for all } 1 \leq j \leq (s_n - 1) \right] \\
&= P \left[\hat{R}_{t_n} \geq \frac{\mathcal{E}_{(t_n+1)} - n^{-\alpha}}{n^{-\alpha}}, \hat{R}_{t_n+j} \leq \frac{\mathcal{E}_{(t_n+j+1)} + n^{-\alpha}}{\mathcal{E}_{(t_n+j)} - n^{-\alpha}} \text{ for all } 1 \leq j \leq (s_n - 1) \right] \\
&\leq P \left[\hat{R}_{t_n} \geq \frac{\mathcal{E}_{(t_n+1)} - n^{-\alpha}}{n^{-\alpha}}, \max_{1 \leq j \leq (s_n-1)} \hat{R}_{t_n+j} \leq \max_{1 \leq j \leq (s_n-1)} \frac{\mathcal{E}_{(t_n+j+1)} + n^{-\alpha}}{\mathcal{E}_{(t_n+j)} - n^{-\alpha}} \right]. \tag{26}
\end{aligned}$$

Let us consider $0 < \epsilon < 1$. Since A1.2 is satisfied for $0 < \alpha_1 < (1 - \beta)/2$, we have $N_2 \in \mathbb{N}$ such that

$$\max_{1 \leq j \leq (s_n-1)} R_{t_n+j} \frac{1}{n^\alpha \mathcal{E}_{(t_n+1)}} < \epsilon < 1 \text{ for all } \alpha_1 \leq \alpha < (1 - \beta)/2 \text{ and } n \geq N_2. \tag{27}$$

Again, since A1.1 is satisfied, we have $N_3 \in \mathbb{N}$ such that

$$0 < \epsilon < 1 - \frac{2}{n^\alpha \mathcal{E}_{(t_n+1)}} < 1 \text{ for all } \alpha_1 \leq \alpha < (1 - \beta)/2 \text{ and } n \geq N_3. \tag{28}$$

Combining (27) and (28), for all $\alpha_1 \leq \alpha < (1 - \beta)/2$ and $n \geq \max\{N_2, N_3\}$ we obtain the following:

$$\begin{aligned}
&\max_{1 \leq j \leq (s_n-1)} R_{t_n+j} \frac{1}{n^\alpha \mathcal{E}_{(t_n+1)}} < 1 - \frac{2}{n^\alpha \mathcal{E}_{(t_n+1)}} \\
&\Rightarrow \max_{1 \leq j \leq (s_n-1)} \frac{n^\alpha \mathcal{E}_{(t_n+j+1)}}{n^\alpha \mathcal{E}_{(t_n+j)}} < n^\alpha \mathcal{E}_{(t_n+1)} - 2 \\
&\Rightarrow \frac{n^\alpha \mathcal{E}_{(t_n+j+1)}}{n^\alpha \mathcal{E}_{(t_n+j)}} < n^\alpha \mathcal{E}_{(t_n+1)} - 2 \text{ for all } 1 \leq j \leq (s_n - 1) \\
&\Rightarrow n^\alpha \mathcal{E}_{(t_n+j+1)} < n^\alpha \mathcal{E}_{(t_n+j)} n^\alpha \mathcal{E}_{(t_n+1)} - 2n^\alpha \mathcal{E}_{(t_n+j)} \text{ for all } 1 \leq j \leq (s_n - 1) \\
&\Rightarrow n^\alpha \mathcal{E}_{(t_n+j+1)} < n^\alpha \mathcal{E}_{(t_n+j)} n^\alpha \mathcal{E}_{(t_n+1)} - n^\alpha \mathcal{E}_{(t_n+j)} - n^\alpha \mathcal{E}_{(t_n+1)} \text{ for all } 1 \leq j \leq (s_n - 1) \\
&\Rightarrow n^\alpha \mathcal{E}_{(t_n+j+1)} + 1 < (n^\alpha \mathcal{E}_{(t_n+j)} - 1)(n^\alpha \mathcal{E}_{(t_n+1)} - 1) \text{ for all } 1 \leq j \leq (s_n - 1) \\
&\Rightarrow \frac{\mathcal{E}_{(t_n+j+1)} + n^{-\alpha}}{\mathcal{E}_{(t_n+j)} - n^{-\alpha}} < \frac{\mathcal{E}_{(t_n+1)} - n^{-\alpha}}{n^{-\alpha}} \text{ for all } 1 \leq j \leq (s_n - 1)
\end{aligned}$$

$$\Rightarrow \max_{1 \leq j \leq (s_n-1)} \frac{\mathcal{E}_{(t_n+j+1)} + n^{-\alpha}}{\mathcal{E}_{(t_n+j)} - n^{-\alpha}} < \frac{\mathcal{E}_{(t_n+1)} - n^{-\alpha}}{n^{-\alpha}}. \quad (29)$$

Therefore, it follows from (26) and (29) that

$$\begin{aligned} & P \left[\max_{1 \leq k \leq d_n} |\hat{\mathcal{E}}_{(k)} - \mathcal{E}_{(k)}| \leq n^{-\alpha} \right] \\ & \leq P \left[\hat{R}_{t_n} \geq \frac{\mathcal{E}_{(t_n+1)} - n^{-\alpha}}{n^{-\alpha}}, \max_{1 \leq j \leq (s_n-1)} \hat{R}_{t_n+j} < \frac{\mathcal{E}_{(t_n+1)} - n^{-\alpha}}{n^{-\alpha}} \right] \\ & = P \left[\hat{R}_{t_n} \geq \frac{\mathcal{E}_{(t_n+1)} - n^{-\alpha}}{n^{-\alpha}} > \max_{1 \leq j \leq (s_n-1)} \hat{R}_{t_n+j} \right] \\ & \leq P \left[\hat{R}_{t_n} > \max_{1 \leq j \leq (s_n-1)} \hat{R}_{t_n+j} \right] \text{ for all } \alpha_1 \leq \alpha < (1 - \beta)/2 \text{ and } n \geq \max\{N_2, N_3\}. \end{aligned}$$

Corollary 1 implies that

$$\begin{aligned} & 1 - O \left(e^{-b_1 \{n^{1-2\alpha} - n^\beta\}} \right) \leq P \left[\max_{1 \leq k \leq d_n} |\hat{\mathcal{E}}_{(k)} - \mathcal{E}_{(k)}| \leq n^{-\alpha} \right] \leq P \left[\hat{R}_{t_n} > \max_{1 \leq j \leq (s_n-1)} \hat{R}_{t_n+j} \right] \\ & \Rightarrow P \left[\hat{R}_{t_n} \leq \max_{1 \leq j \leq (s_n-1)} \hat{R}_{t_n+j} \right] \leq O \left(e^{-b_1 \{n^{1-2\alpha} - n^\beta\}} \right) \text{ for all } \alpha_1 < \alpha < (1 - \beta)/2. \end{aligned}$$

Hence, the proof. \square

We now prove the *sure screening property* (SSP) of the proposed screening method MarS.

Proof of Theorem 1 : If possible, assume that S_n is not a subset of \hat{S}_n . Now, $S_n \not\subseteq \hat{S}_n$ means that the set $\{\hat{\mathcal{E}}_l \leq \hat{\mathcal{E}}_{(\hat{t}_n)} \text{ for some } l \in S_n\}$ is non-empty, where $\hat{t}_n (= d_n - \hat{s}_n)$ is the estimated number of noise components (see (7)). Suppose that $S_n = \{k_1, \dots, k_{s_n}\}$, where $1 \leq k_i \leq d_n$ and $k_i \neq k_j$ for $1 \leq i \neq j \leq d_n$. Consider an α_1 that satisfies assumption A1.

Then,

$$\begin{aligned}
& P \left[S_n \not\subseteq \hat{S}_n \right] \\
&= P \left[\hat{\mathcal{E}}_l \leq \hat{\mathcal{E}}_{(\hat{t}_n)} \text{ for some } l \in S_n \right] \\
&\leq P \left[\hat{\mathcal{E}}_l \leq \hat{\mathcal{E}}_{(\hat{t}_n)} \text{ for some } l \in S_n, \max_{1 \leq k \leq d_n} |\hat{\mathcal{E}}_k - \mathcal{E}_k| \leq n^{-\alpha} \right] + P \left[\max_{1 \leq k \leq d_n} |\hat{\mathcal{E}}_k - \mathcal{E}_k| > n^{-\alpha} \right] \\
&\leq \sum_{i=1}^{s_n} P \left[\hat{\mathcal{E}}_{k_i} \leq \hat{\mathcal{E}}_{(\hat{t}_n)}, \max_{1 \leq k \leq d_n} |\hat{\mathcal{E}}_k - \mathcal{E}_k| \leq n^{-\alpha} \right] + P \left[\max_{1 \leq k \leq d_n} |\hat{\mathcal{E}}_k - \mathcal{E}_k| > n^{-\alpha} \right] \text{ for all } \alpha > 0.
\end{aligned}$$

Fix $\alpha_1 \leq \alpha < (1 - \beta)/2$. Using Corollary 1, we have $P \left[\max_{1 \leq k \leq d_n} |\hat{\mathcal{E}}_k - \mathcal{E}_k| > n^{-\alpha} \right] = O \left(e^{-b_1 \{n^{1-2\alpha} - n^\beta\}} \right)$. Consequently,

$$P \left[S_n \not\subseteq \hat{S}_n \right] \leq \sum_{i=1}^{s_n} P \left[\hat{\mathcal{E}}_{k_i} \leq \hat{\mathcal{E}}_{(\hat{t}_n)}, \max_{1 \leq k \leq d_n} |\hat{\mathcal{E}}_k - \mathcal{E}_k| \leq n^{-\alpha} \right] + O \left(e^{-b_1 \{n^{1-2\alpha} - n^\beta\}} \right). \quad (30)$$

Now, in the proof of Corollary 1 we have shown that

$$\max_{1 \leq k \leq d_n} |\hat{\mathcal{E}}_k - \mathcal{E}_k| \leq n^{-\alpha} \Rightarrow \max_{1 \leq k \leq d_n} |\hat{\mathcal{E}}_{(k)} - \mathcal{E}_{(k)}| \leq n^{-\alpha} \text{ (follows from (25)).}$$

Further, in the proof of Lemma 6 we have shown that if A1 is satisfied, then there exists

$N \in \mathbb{N}$ such that

$$\begin{aligned}
& \max_{1 \leq k \leq d_n} |\hat{\mathcal{E}}_{(k)} - \mathcal{E}_{(k)}| \leq n^{-\alpha} \Rightarrow \hat{R}_{t_n} > \max_{1 \leq j \leq (s_n - 1)} \hat{R}_{t_n + j} \\
& \text{i.e., } \max_{1 \leq k \leq d_n} |\hat{\mathcal{E}}_k - \mathcal{E}_k| \leq n^{-\alpha} \Rightarrow \arg \max_{1 \leq j \leq (d_n - 1)} \hat{R}_j \leq t_n
\end{aligned} \quad (31)$$

for all $n \geq N$. Observe that $\arg \max_{1 \leq j \leq (d_n - 1)} \frac{\hat{\mathcal{E}}_{(j+1)}}{\hat{\mathcal{E}}_{(j)}} = \hat{t}_n$ (follows from the definition of \hat{s}_n in (7)). Hence, it follows from (31) that $\max_{1 \leq k \leq d_n} |\hat{\mathcal{E}}_k - \mathcal{E}_k| \leq n^{-\alpha} \Rightarrow \hat{t}_n = d_n - \hat{s}_n \leq$

$d_n - s_n = t_n$ for all $n \geq N$. Using (30), we now have

$$\begin{aligned}
& P[S_n \not\subseteq \hat{S}_n] \\
& \leq \sum_{i=1}^{s_n} P\left[\hat{\mathcal{E}}_{k_i} \leq \hat{\mathcal{E}}_{(d_n - s_n)}, \max_{1 \leq k \leq d_n} |\hat{\mathcal{E}}_k - \mathcal{E}_k| \leq n^{-\alpha}, d_n - \hat{s}_n \leq d_n - s_n\right] + O\left(e^{-b_1\{n^{1-2\alpha} - n^\beta\}}\right) \\
& \leq \sum_{i=1}^{s_n} P\left[\hat{\mathcal{E}}_{k_i} \leq \hat{\mathcal{E}}_{(d_n - s_n)}, \max_{1 \leq k \leq d_n} |\hat{\mathcal{E}}_k - \mathcal{E}_k| \leq n^{-\alpha}\right] + O\left(e^{-b_1\{n^{1-2\alpha} - n^\beta\}}\right) \text{ for all } n \geq N. \quad (32)
\end{aligned}$$

Further, observe that

$$\begin{aligned}
& P\left[\hat{\mathcal{E}}_{k_i} \leq \hat{\mathcal{E}}_{(t_n)}, \max_{1 \leq k \leq d_n} |\hat{\mathcal{E}}_k - \mathcal{E}_k| \leq n^{-\alpha}\right] \\
& = P\left[\hat{\mathcal{E}}_{k_i} \leq \hat{\mathcal{E}}_{(t_n)}, \max_{1 \leq k \leq d_n} |\hat{\mathcal{E}}_k - \mathcal{E}_k| \leq n^{-\alpha}, \max_{1 \leq k \leq d_n} |\hat{\mathcal{E}}_{(k)} - \mathcal{E}_{(k)}| \leq n^{-\alpha}\right] \text{ (using (25))} \\
& \leq P\left[\mathcal{E}_{k_i} - n^{-\alpha} \leq \hat{\mathcal{E}}_{k_i} \leq \hat{\mathcal{E}}_{(t_n)} \leq n^{-\alpha}\right] \\
& \leq \mathbb{I}[\mathcal{E}_{k_i} - n^{-\alpha} \leq n^{-\alpha}] = \mathbb{I}[n^\alpha \mathcal{E}_{k_i} \leq 2] \text{ for all } 1 \leq i \leq s_n.
\end{aligned}$$

Since α satisfies assumption A1, there exists $N' \in \mathbb{N}$ such that $\mathbb{I}[n^\alpha \mathcal{E}_{(t_n+1)} \leq 2] = 0$ for all $n \geq N'$. Consequently, $\mathbb{I}[n^\alpha \mathcal{E}_{k_i} \leq 2] = 0$ for all $1 \leq i \leq s_n$ and $n \geq N'$. As a result, we have $P\left[\hat{\mathcal{E}}_l \leq \hat{\mathcal{E}}_{(t_n)}, \max_{1 \leq k \leq d_n} |\hat{\mathcal{E}}_k - \mathcal{E}_k| \leq n^{-\alpha}\right] = 0$ for all $n \geq N'$ and $l \in S_n$. Therefore, $\sum_{l=1}^{s_n} P\left[\hat{\mathcal{E}}_l \leq \hat{\mathcal{E}}_{(t_n)}, \max_{1 \leq k \leq d_n} |\hat{\mathcal{E}}_k - \mathcal{E}_k| \leq n^{-\alpha}\right] = 0$ for all $n \geq N'$. Now, it follows from (32) that

$$P[S_n \not\subseteq \hat{S}_n] \leq O\left(e^{-b_1\{n^{1-2\alpha} - n^\beta\}}\right).$$

This completes the proof. □

We have proved that if γ is bounded, then the probability that the proposed screened set contains the true signal set converges to one at an exponential rate (with respect to the

sample size n). Now, we show that exponential rate of convergence can be obtained under additional conditions like sub-Gaussianity (say, SG) of the random variables $\{\gamma(|U_k - V_k|^2) : k \geq 1\}$ (see [Wainwright \(2019\)](#); [Boucheron et al. \(2013\)](#)).

Lemma 7. *Let $X_i \sim N(\mu_i, \sigma_i^2)$ for $i = 1, 2$ and f is an L -Lipschitz continuous function. Define $\sigma^2 = \sigma_1^2 + \sigma_2^2$. Then, $f(X_i - X_j) - E[f(X_i - X_j)] \in SG(L^2\sigma^2)$ for $1 \leq i \neq j \leq 2$.*

Proof : Clearly, $X_i - X_j \sim N(\mu_i - \mu_j, \sigma_i^2 + \sigma_j^2)$. Using Theorem 5.6 of [Boucheron et al. \(2013\)](#), we have $f(X_i - X_j - \mu_i + \mu_j) \in SG(L^2\sigma^2)$ with $\sigma^2 = \sigma_i^2 + \sigma_j^2$. We now argue that $f(X_i - X_j) \in SG(L^2\sigma^2)$. Define $Y = X_i - X_j - (\mu_i - \mu_j) \sim N(0, \sigma^2)$ and $g(x) = f(x + \mu_i - \mu_j)$. So,

$$|g(x) - g(y)| = |f(x + \mu_i - \mu_j) - f(y + \mu_i - \mu_j)| \leq L|(x + \mu_i - \mu_j) - (y + \mu_i - \mu_j)| = L|x - y|,$$

i.e., g is also L -Lipschitz continuous. Using Theorem 5.6 of [Boucheron et al. \(2013\)](#), we have $g(Y) \in SG(L^2\sigma^2)$.

Fix $t > 0$, and consider the following

$$\begin{aligned} & P[|f(X_i - X_j) - E(f(X_i - X_j))| \geq t] \\ &= P[|f(X_i - X_j - (\mu_i - \mu_j) + \mu_i - \mu_j) - E(f(X_i - X_j - (\mu_i - \mu_j) + \mu_i - \mu_j))| \geq t] \\ &= P[|f(Y + \mu_i - \mu_j) - E(f(Y + \mu_i - \mu_j))| \geq t] \\ &= P[|g(Y) - E(g(Y))| \geq t] \leq 2e^{-t^2/2\sigma^2L^2}. \end{aligned}$$

Hence, the proof. □

Lemma 8. Fix $k \in \{1, \dots, d_n\}$. Let $X_{ik} \stackrel{iid}{\sim} N(\mu_{1k}, \sigma_{1k}^2)$ for all $1 \leq i \leq n_1$ and $Y_{jk} \stackrel{iid}{\sim} N(\mu_{2k}, \sigma_{2k}^2)$ for all $1 \leq j \leq n_2$. Define $\sigma_0^2 = \max\{\sigma_{11}^2, \dots, \sigma_{1d_n}^2, \sigma_{21}^2, \dots, \sigma_{2d_n}^2\} < \infty$. If $h(x, y) = f(x - y)$ with f being an L -Lipschitz continuous function, then for any $t > 0$, there exist positive constants B_1 and B_2 such that

$$(a) \ P[|T_{11k} - E[T_{11k}]| \geq t] \leq 2e^{-\frac{n_1 t^2}{B_1}} \text{ and } P[|T_{22k} - E[T_{22k}]| \geq t] \leq 2e^{-\frac{n_2 t^2}{B_1}},$$

$$(b) \ P[|T_{12k} - E[T_{12k}]| \geq t] \leq 2e^{-\frac{\min\{n_1, n_2\} t^2}{B_2}}.$$

Proof :

(a) Fix $k \in \{1, \dots, d_n\}$. Let l be the smallest integer larger than $\frac{n_1}{2}$, i.e., $l = \lceil \frac{n_1}{2} \rceil + 1$.

Define

$$W_k(\mathbf{x}_1, \dots, \mathbf{x}_{n_1}) = \frac{h(x_{1k}, x_{2k}) + h(x_{3k}, x_{4k}) + \dots + h(x_{2l-1k}, x_{2lk})}{l},$$

i.e., we break our sample into l non-overlapping blocks of size 2. Let \mathcal{P}^{n_1} be the collection of all possible permutations of $\{1, \dots, n_1\}$ and $\mathbf{p} = (p_1, \dots, p_{n_1})^\top \in \mathcal{P}^{n_1}$.

Then,

$$l \sum_{\mathbf{p} \in \mathcal{P}^{n_1}} W_k(\mathbf{X}_{p_1}, \dots, \mathbf{X}_{p_{n_1}}) = l \cdot 2!(n_1 - 2)! \sum_{i < j} h(X_{ik}, X_{jk}),$$

We now have

$$\sum_{\mathbf{p} \in \mathcal{P}^{n_1}} W_k(\mathbf{X}_{p_1}, \dots, \mathbf{X}_{p_{n_1}}) = \underbrace{2!(n_1 - 2)! \binom{n_1}{2}}_{n_1!} T_{11k}$$

which gives

$$T_{11k} = \frac{1}{n_1!} \sum_{\mathbf{p} \in \mathcal{P}^{n_1}} W_k(\mathbf{X}_{p_1}, \dots, \mathbf{X}_{p_{n_1}}).$$

Define $\theta_{1k} = E[h(X_{1k}, X_{2k})]$. Fix $\mathbf{p} \in \mathcal{P}^{n_1}$. Clearly, $W_k(\mathbf{X}_{p_1}, \dots, \mathbf{X}_{p_{n_1}})$ is an average of l iid random variables $h(X_{ik}, X_{jk})$ with $i, j \in \mathbf{p}$ and $i \neq j$. Therefore,

$E [W_k (\mathbf{X}_{p_1}, \dots, \mathbf{X}_{p_{n_1}})] = \theta_{1k}$ and consequently, we have $E[T_{11k}] = \theta_{1k}$.

Here, $h(x, y) = f(x - y)$ with f an L -Lipschitz function. It now follows from Lemma 7 that $h(X_{ik}, X_{jk}) - \theta_{1k} \in SG(2L^2\sigma_{1k}^2)$ for all $i, j \in \mathbf{p}$ with $i \neq j$. Hence,

$$W_{\mathbf{p}k}^* = W_k (\mathbf{X}_{p_1}, \dots, \mathbf{X}_{p_{n_1}}) - \theta_{1k} \in SG\left(\frac{2L^2\sigma_{1k}^2}{l}\right). \quad (33)$$

Now, if we sum over all possible values of \mathbf{p} , then we obtain:

$$T_{11k} - \theta_{1k} = \frac{1}{n_1!} \sum_{\mathbf{p} \in \mathcal{P}^{n_1}} W_{\mathbf{p}k}^*.$$

For $t > 0$ and $\lambda > 0$, we have

$$\begin{aligned} P [T_{11k} - \theta_{1k} \geq t] &\leq e^{-\lambda t} \mathbb{E} [e^{\lambda(T_{11k} - \theta_{1k})}] \text{ [using Markov's inequality]} \\ &= e^{-\lambda t} \mathbb{E} \left[e^{\frac{\lambda}{n_1!} \sum_{\mathbf{p} \in \mathcal{P}^{n_1}} W_{\mathbf{p}k}^*} \right] \\ &\leq e^{-\lambda t} \frac{1}{n_1!} \sum_{\mathbf{p} \in \mathcal{P}^{n_1}} \mathbb{E} [e^{\lambda W_{\mathbf{p}k}^*}] \text{ [using Jensen's inequality]} \\ &\leq e^{-\lambda t} e^{\frac{\lambda^2 L^2 \sigma_{1k}^2}{l}} \left[\text{since } W_{\mathbf{p}k}^* \in SG\left(\frac{2L^2\sigma_{1k}^2}{l}\right) \right]. \end{aligned}$$

Minimizing the upper bound w.r.t. λ , we obtain

$$P [T_{11k} - \theta_{1k} \geq t] \leq e^{-\frac{t^2}{L^2\sigma_{1k}^2}l} \leq e^{-\frac{t^2}{L^2\sigma_{1k}^2} \frac{n_1}{2}} \leq e^{-\frac{n_1 t^2}{B_1}},$$

where $B_1 = 2L^2\sigma_0^2$.

Repeating for the other side yields the following

$$P [|T_{11k} - \theta_{1k}| \geq t] \leq 2e^{-\frac{n_1 t^2}{B_1}}.$$

Define $\theta_{2k} = E[h(Y_{1k}, Y_{2k})]$ for $1 \leq k \leq d_n$. Following similar arguments, one can prove that

$$P[|T_{22k} - \theta_{2k}| \geq t] \leq 2e^{-\frac{n_2 t^2}{B_1}} \text{ for all } 1 \leq k \leq d_n.$$

(b) Fix $k \in \{1, \dots, d_n\}$. Without loss of generality, let us assume that $n_1 \leq n_2$ and define

$$\eta_k(i_1, \dots, i_{n_1}) = \frac{1}{n_1} \sum_{j=1}^{n_1} h(X_{jk}, Y_{i_jk})$$

for some permutation of (i_1, \dots, i_{n_1}) of n_1 elements chosen from $\{1, \dots, n_2\}$. Note that η_k is an average of iid random variables. Using η_k , we can express T_{12k} as follows:

$$T_{12k} = \frac{(n_2 - n_1)!}{n_2!} \sum_{(i_1, \dots, i_{n_1}) \in \mathcal{P}^n} \eta_k(i_1, \dots, i_{n_1}),$$

where \mathcal{P}^n denotes the set of all possible permutations $\{i_1, \dots, i_{n_1}\}$ of the elements of the set $\{1, \dots, n_2\}$.

Define $\theta_k = E[h(X_{1k}, Y_{1k})]$. Therefore, $E[\eta_k(i_1, \dots, i_{n_1})] = \theta_k$ for any permutation (i_1, \dots, i_{n_1}) and consequently, we have $E[T_{12k}] = \theta_k$. We are interested in an upper bound of the probability $P[|T_{12k} - \theta_k| > t]$ for $t > 0$. It follows from Lemma 7 that $h(X_{jk}, Y_{i_jk}) - \theta_k \in SG(L^2(\sigma_{1k}^2 + \sigma_{2k}^2))$. Using the sub-Gaussianity of $h(X_{jk}, Y_{i_jk})$, we now have

$$E \left[e^{s\{h(X_{jk}, Y_{i_jk}) - \theta_k\}} \right] \leq e^{\frac{s^2 L^2 (\sigma_{1k}^2 + \sigma_{2k}^2)}{2}} \leq e^{s^2 L^2 \sigma_0^2} \text{ for all } s \in \mathbb{R}. \quad (34)$$

Using Jensen's inequality on the convex function e^{sx} , we obtain

$$\begin{aligned}
e^{sT_{12k}} &\leq \frac{(n_2 - n_1)!}{n_2!} \sum_{(i_1, \dots, i_{n_1}) \in \mathcal{P}^n} e^{s\eta_k(i_1, \dots, i_{n_1})} \text{ for every } s > 0 \\
\Rightarrow E[e^{sT_{12k}}] &\leq E[e^{s\eta_k(i_1, \dots, i_{n_1})}] \leq \{E[e^{sh(X_{1k}, Y_{1k})/n_1}]\}^{n_1} \\
\Rightarrow E[e^{s[T_{12k} - \theta_k]}] &\leq \{E[e^{s[h(X_{1k}, Y_{1k}) - \theta_k]/n_1}]\}^{n_1}. \tag{35}
\end{aligned}$$

For any $s > 0$ and $t > 0$, it now follows from Markov's inequality and (35) that

$$\begin{aligned}
P[T_{12k} - \theta_k > t] &\leq \frac{E[e^{s[T_{12k} - \theta_k]}]}{e^{st}} \leq e^{-st} \{E[e^{s[h(X_{1k}, Y_{1k}) - \theta_k]/n_1}]\}^{n_1} \\
\text{i.e., } P[T_{12k} - \theta_k > t] &\leq e^{-st + \frac{s^2 L^2 \sigma_0^2}{n_1}} \quad [\text{follows from (34)}].
\end{aligned}$$

Minimizing the upper bound with respect to s , we obtain $P[T_{12k} - \theta_k > t] \leq e^{-n_1 t^2 / 4L^2 \sigma_0^2}$ for all $t > 0$. Following similar arguments, it can be shown that $P[T_{12k} - \theta_k < -t] \leq e^{-n_1 t^2 / 4L^2 \sigma_0^2}$ for any $t > 0$. Define $B_2 = L^2 \sigma_0^2$. Therefore,

$$P[|T_{12k} - \theta_k| > t] \leq 2e^{-n_1 t^2 / B_2} \text{ for all } t > 0.$$

Hence, the proof. □

Lemma 9. *If assumptions A1 and A2 are satisfied for $0 < \alpha_1 < (1 - \beta)/2$ and $0 < \alpha_2 < (1 - \beta)/2$, respectively, then there exists a constant $b_1 > 0$ such that*

$$P[\hat{s}_n \neq s_n] \leq O\left(e^{-b_1 \{n^{1-2\alpha} - n^\beta\}}\right) \text{ for all } \max\{\alpha_1, \alpha_2\} \leq \alpha < (1 - \beta)/2.$$

Proof : Fix $0 < \epsilon < 1$. If A2 is satisfied, then we have $N_4 \in \mathbb{N}$ such that

$$P \left[\max_{1 \leq j \leq (t_n-1)} \frac{N_{(j+1)}}{N_{(j)}} \frac{1}{n^{\alpha_2} \mathcal{E}_{(t_n+1)}} > \epsilon \right] < \epsilon \text{ for all } n \geq N_4.$$

Define $\alpha_0 = \max\{\alpha_1, \alpha_2\}$. Therefore, for all $\alpha \geq \alpha_0$, we have

$$P \left[\max_{1 \leq j \leq (t_n-1)} \frac{N_{(j+1)}}{N_{(j)}} \frac{1}{n^\alpha \mathcal{E}_{(t_n+1)}} > \epsilon \right] \leq P \left[\max_{1 \leq j \leq (t_n-1)} \frac{N_{(j+1)}}{N_{(j)}} \frac{1}{n^{\alpha_2} \mathcal{E}_{(t_n+1)}} > \epsilon \right] < \epsilon \text{ for all } n \geq N_4. \quad (36)$$

Fix α satisfying $\alpha_0 \leq \alpha < (1 - \beta)/2$. Observe that

$$\begin{aligned} & P \left[\max_{1 \leq k \leq d_n} |\hat{\mathcal{E}}_{(k)} - \mathcal{E}_{(k)}| \leq n^{-\alpha} \right] \\ &= P \left[\max_{1 \leq k \leq d_n} |\hat{\mathcal{E}}_{(k)} - \mathcal{E}_{(k)}| \leq n^{-\alpha}, \max_{1 \leq j \leq (t_n-1)} \frac{N_{(j+1)}}{N_{(j)}} \frac{1}{n^\alpha \mathcal{E}_{(t_n+1)}} \leq \epsilon \right] \\ & \quad + P \left[\max_{1 \leq k \leq d_n} |\hat{\mathcal{E}}_{(k)} - \mathcal{E}_{(k)}| \leq n^{-\alpha}, \max_{1 \leq j \leq (t_n-1)} \frac{N_{(j+1)}}{N_{(j)}} \frac{1}{n^\alpha \mathcal{E}_{(t_n+1)}} > \epsilon \right] \\ &\leq P \left[\max_{1 \leq k \leq d_n} |\hat{\mathcal{E}}_{(k)} - \mathcal{E}_{(k)}| \leq n^{-\alpha}, \max_{1 \leq j \leq (t_n-1)} \frac{N_{(j+1)}}{N_{(j)}} \frac{1}{n^\alpha \mathcal{E}_{(t_n+1)}} \leq \epsilon \right] \\ & \quad + P \left[\max_{1 \leq i \leq (t_n-1)} \frac{N_{(i+1)}}{N_{(i)}} \frac{1}{n^\alpha \mathcal{E}_{(t_n+1)}} > \epsilon \right] \\ &\leq P \left[\max_{1 \leq k \leq d_n} |\hat{\mathcal{E}}_{(k)} - \mathcal{E}_{(k)}| \leq n^{-\alpha}, \max_{1 \leq j \leq (t_n-1)} \frac{N_{(j+1)}}{N_{(j)}} \frac{1}{n^\alpha \mathcal{E}_{(t_n+1)}} \leq \epsilon \right] + \epsilon \text{ for all } n \geq N_4. \quad (37) \end{aligned}$$

The last inequality follows from (36). Since assumption A1.1 is satisfied, we have $N_5 \in \mathbb{N}$ such that $n^\alpha \mathcal{E}_{(t_n+1)} - 1 > 1$ for all $n \geq N_5$. Consequently,

$$\begin{aligned} & \max_{1 \leq k \leq d_n} |\hat{\mathcal{E}}_{(k)} - \mathcal{E}_{(k)}| \leq n^{-\alpha} \\ & \Rightarrow \hat{\mathcal{E}}_{(t_n)} \leq n^{-\alpha} \Rightarrow n^\alpha \hat{\mathcal{E}}_{(t_n)} \leq 1 \Rightarrow n^\alpha \hat{\mathcal{E}}_{(t_n)} < n^\alpha \mathcal{E}_{(t_n+1)} - 1 \text{ for all } n \geq N_5 \\ & \Rightarrow \hat{\mathcal{E}}_{(t_n)} \leq n^{-\alpha} < \mathcal{E}_{(t_n+1)} - n^{-\alpha} \text{ for all } n \geq N_5. \quad (38) \end{aligned}$$

Recall the definition of $N_{(i)}$ for $1 \leq i \leq t_n$ stated in Section 2.1. Equation (38) implies that $N_{(i)}$ and $\hat{\mathcal{E}}_{(i)}$ are equal for all $1 \leq i \leq t_n$. In other words, the smallest t_n sample energy distances correspond to the t_n noise components. Therefore, it follows from (37) that

$$\begin{aligned}
& P \left[\max_{1 \leq k \leq d_n} |\hat{\mathcal{E}}_{(k)} - \mathcal{E}_{(k)}| \leq n^{-\alpha} \right] \\
& \leq P \left[\max_{1 \leq j \leq (t_n-1)} \frac{\hat{\mathcal{E}}_{(j+1)}}{\hat{\mathcal{E}}_{(j)}} \frac{1}{n^\alpha \mathcal{E}_{(t_n+1)}} \leq \epsilon, \max_{1 \leq k \leq d_n} |\hat{\mathcal{E}}_{(k)} - \mathcal{E}_{(k)}| \leq n^{-\alpha} \right] + \epsilon \\
& \leq P \left[\max_{1 \leq j \leq (t_n-1)} \frac{\hat{\mathcal{E}}_{(j+1)}}{\hat{\mathcal{E}}_{(j)}} \frac{1}{n^\alpha \mathcal{E}_{(t_n+1)}} \leq \epsilon, \hat{\mathcal{E}}_{(t_n)} \leq n^{-\alpha}, \right. \\
& \quad \left. \mathcal{E}_{(t_n+j)} - n^{-\alpha} \leq \hat{\mathcal{E}}_{(t_n+j)} \leq \mathcal{E}_{(t_n+j)} + n^{-\alpha} \text{ for all } 1 \leq j \leq s_n \right] + \epsilon \\
& \leq P \left[\max_{1 \leq j \leq (t_n-1)} \frac{\hat{\mathcal{E}}_{(j+1)}}{\hat{\mathcal{E}}_{(j)}} \frac{1}{n^\alpha \mathcal{E}_{(t_n+1)}} \leq \epsilon, \frac{\hat{\mathcal{E}}_{(t_n+1)}}{\hat{\mathcal{E}}_{(t_n)}} \geq \frac{\mathcal{E}_{(t_n+1)} - n^{-\alpha}}{n^{-\alpha}}, \right. \\
& \quad \left. \frac{\hat{\mathcal{E}}_{(t_n+j+1)}}{\hat{\mathcal{E}}_{(t_n+j)}} \leq \frac{\mathcal{E}_{(t_n+j+1)} + n^{-\alpha}}{\mathcal{E}_{(t_n+j)} - n^{-\alpha}} \text{ for all } 1 \leq j \leq (s_n - 1) \right] + \epsilon \\
& \leq P \left[\max_{1 \leq j \leq (t_n-1)} \hat{R}_j \frac{1}{n^\alpha \mathcal{E}_{(t_n+1)}} \leq \epsilon, \hat{R}_{t_n} \geq \frac{\mathcal{E}_{(t_n+1)} - n^{-\alpha}}{n^{-\alpha}}, \right. \\
& \quad \left. \hat{R}_{t_n+j} \leq \frac{\mathcal{E}_{(t_n+j+1)} + n^{-\alpha}}{\mathcal{E}_{(t_n+j)} - n^{-\alpha}} \text{ for all } 1 \leq j \leq (s_n - 1) \right] + \epsilon \\
& \leq P \left[\max_{1 \leq j \leq (t_n-1)} \hat{R}_j \frac{1}{n^\alpha \mathcal{E}_{(t_n+1)}} \leq \epsilon, \hat{R}_{t_n} \geq \frac{\mathcal{E}_{(t_n+1)} - n^{-\alpha}}{n^{-\alpha}}, \right. \\
& \quad \left. \max_{t_n+1 \leq j \leq (d_n-1)} \hat{R}_j \leq \max_{t_n+1 \leq j \leq (d_n-1)} \frac{\mathcal{E}_{(j+1)} + n^{-\alpha}}{\mathcal{E}_{(j)} - n^{-\alpha}} \right] + \epsilon \quad (39)
\end{aligned}$$

for all $n \geq \max\{N_4, N_5\}$. We have already shown in the proof of Lemma 6 (see (29)) that there exists $N_6 \in \mathbb{N}$ such that

$$\max_{1 \leq j \leq (s_n-1)} \frac{\mathcal{E}_{(t_n+j+1)} + n^{-\alpha}}{\mathcal{E}_{(t_n+j)} - n^{-\alpha}} < \frac{\mathcal{E}_{(t_n+1)} - n^{-\alpha}}{n^{-\alpha}} \text{ for all } n \geq N_6. \quad (40)$$

Combining (39) and (40), we observe that for all $n \geq \{N_4, N_5, N_6\}$

$$\begin{aligned}
& P \left[\max_{1 \leq k \leq d_n} |\hat{\mathcal{E}}^{(k)} - \mathcal{E}^{(k)}| \leq n^{-\alpha} \right] \\
& \leq P \left[\max_{1 \leq j \leq (t_n-1)} \hat{R}_j \frac{1}{n^\alpha \mathcal{E}_{(t_n+1)}} \leq \epsilon, \hat{R}_{t_n} \geq \frac{\mathcal{E}_{(t_n+1)} - n^{-\alpha}}{n^{-\alpha}}, \max_{t_n+1 \leq j \leq ((d_n-1))} \hat{R}_j \leq \frac{\mathcal{E}_{(t_n+1)} - n^{-\alpha}}{n^{-\alpha}} \right] + \epsilon.
\end{aligned} \tag{41}$$

Recall that $0 < \epsilon < 1$. It follows from assumption A1.1 that there exists some $N_7 \in \mathbb{N}$ such that for all $n \geq N_7$, we have

$$\epsilon < 1 - \frac{1}{n^\alpha \mathcal{E}_{(t_n+1)}} < 1 \Rightarrow \epsilon n^\alpha \mathcal{E}_{(t_n+1)} < n^\alpha \mathcal{E}_{(t_n+1)} - 1 \Rightarrow \epsilon n^\alpha \mathcal{E}_{(t_n+1)} < \frac{\mathcal{E}_{(t_n+1)} - n^{-\alpha}}{n^{-\alpha}}. \tag{42}$$

Combining (39), (41) and (42), we conclude that for all $n \geq \max\{N_4, N_5, N_6, N_7\}$

$$\begin{aligned}
& P \left[\max_{1 \leq k \leq d_n} |\hat{\mathcal{E}}^{(k)} - \mathcal{E}^{(k)}| \leq n^{-\alpha} \right] \\
& \leq \epsilon + P \left[\max_{1 \leq j \leq (t_n-1)} \hat{R}_j \leq \epsilon n^\alpha \mathcal{E}_{(t_n+1)}, \hat{R}_{t_n} \geq \frac{\mathcal{E}_{(t_n+1)} - n^{-\alpha}}{n^{-\alpha}}, \max_{(t_n+1) \leq j \leq (d_n-1)} \hat{R}_j \leq \frac{\mathcal{E}_{(t_n+1)} - n^{-\alpha}}{n^{-\alpha}} \right] \\
& \leq \epsilon + P \left[\max_{1 \leq j \leq (t_n-1)} \hat{R}_i \leq \frac{\mathcal{E}_{(t_n+1)} - n^{-\alpha}}{n^{-\alpha}}, \hat{R}_{t_n} \geq \frac{\mathcal{E}_{(t_n+1)} - n^{-\alpha}}{n^{-\alpha}}, \max_{(t_n+1) \leq j \leq (d_n-1)} \hat{R}_j \leq \frac{\mathcal{E}_{(t_n+1)} - n^{-\alpha}}{n^{-\alpha}} \right] \\
& = \epsilon + P \left[\hat{R}_{t_n} = \max_{1 \leq j \leq (d_n-1)} \hat{R}_j \right] = \epsilon + P \left[\arg \max_{1 \leq j \leq (d_n-1)} \hat{R}_j = t_n \right] = \epsilon + P[\hat{s}_n = s_n].
\end{aligned}$$

Since $\epsilon > 0$ is arbitrary, we have

$$P \left[\max_{1 \leq k \leq d_n} |\hat{\mathcal{E}}^{(k)} - \mathcal{E}^{(k)}| \leq n^{-\alpha} \right] \leq P[\hat{s}_n = s_n] \text{ for all } n \geq \max\{N_4, N_5, N_6, N_7\}.$$

It follows from Corollary 1 that $P[\hat{s}_n = s_n] > 1 - O(e^{-b_1\{n^{1-2\alpha} - n^\beta\}})$. Hence, the proof. \square

We now prove the main result of this article, *exact screening property* (ESP) of the estimator \hat{S}_n .

Proof of Theorem 2 : In the proof of Theorem 1, we have already established that if assumption A1 is satisfied for $0 < \alpha_1 < (1 - \beta)/2$, then we have $b_1 > 0$ such that

$$P[S_n \not\subseteq \hat{S}_n] \leq O\left(e^{-b_1\{n^{1-2\alpha}-n^\beta\}}\right) \text{ for all } \alpha_1 \leq \alpha < (1 - \beta)/2.$$

Further, we assume that assumption A2 is also satisfied for $0 < \alpha_2 < (1 - \beta)/2$. We now show that

$$P[\hat{S}_n \neq S_n] \leq O\left(e^{-b_1\{n^{1-2\alpha}-n^\beta\}}\right) \text{ for all } \max\{\alpha_1, \alpha_2\} \leq \alpha < (1 - \beta)/2.$$

Note that

$$P[\hat{S}_n \neq S_n] = P[\hat{S}_n \neq S_n, \hat{s}_n = s_n] + P[\hat{S}_n \neq S_n, \hat{s}_n \neq s_n] \leq P[\hat{S}_n \neq S_n, \hat{s}_n = s_n] + P[\hat{s}_n \neq s_n].$$

Define $\alpha_0 = \max\{\alpha_1, \alpha_2\}$. Fix $\alpha_0 \leq \alpha < (1 - \beta)/2$. It follows from Lemma 9 that

$$P[\hat{S}_n \neq S_n] \leq P[\hat{S}_n \neq S_n, \hat{s}_n = s_n] + O\left(e^{-b_1\{n^{1-2\alpha}-n^\beta\}}\right).$$

If \hat{S}_n has the same number of elements as S_n , then $\hat{S}_n \neq S_n$ implies that there exist at least one i (with $i \in \{1, \dots, s_n\}$) such that $k_i \in S_n$, $l_i \in S_n^c$ and $\hat{\mathcal{E}}_{k_i} < \hat{\mathcal{E}}_{(t_n+1)} \leq \hat{\mathcal{E}}_{l_i}$. Thus, we have

$$P[\hat{S}_n \neq S_n] \leq \sum_{i=1}^{s_n} P[\hat{\mathcal{E}}_{k_i} < \hat{\mathcal{E}}_{(t_n+1)} \leq \hat{\mathcal{E}}_{l_i}, k_i \in S_n, l_i \in S_n^c] + O\left(e^{-b_1\{n^{1-2\alpha}-n^\beta\}}\right). \quad (43)$$

Let us now consider the probability $P[\hat{\mathcal{E}}_{k_i} < \hat{\mathcal{E}}_{(t_n+1)} \leq \hat{\mathcal{E}}_{l_i}, k_i \in S_n, l_i \in S_n^c]$ for any fixed i (with $1 \leq i \leq s_n$) as follows

$$\begin{aligned}
& P[\hat{\mathcal{E}}_{k_i} < \hat{\mathcal{E}}_{(t_n+1)} \leq \hat{\mathcal{E}}_{l_i}, k_i \in S_n, l_i \in S_n^c] \\
& \leq P[\hat{\mathcal{E}}_{k_i} < \hat{\mathcal{E}}_{l_i}, k_i \in S_n, l_i \in S_n^c] \\
& \leq P[\hat{\mathcal{E}}_{k_i} < \hat{\mathcal{E}}_{l_i}, \hat{\mathcal{E}}_{l_i} \leq n^{-\alpha}, |\hat{\mathcal{E}}_{k_i} - \mathcal{E}_{k_i}| \leq n^{-\alpha}, k_i \in S_n, l_i \in S_n^c] \\
& \quad + P[\hat{\mathcal{E}}_{k_i} < \hat{\mathcal{E}}_{l_i}, \hat{\mathcal{E}}_{l_i} > n^{-\alpha}, |\hat{\mathcal{E}}_{k_i} - \mathcal{E}_{k_i}| \leq n^{-\alpha}, k_i \in S_n, l_i \in S_n^c] \\
& \quad + P[\hat{\mathcal{E}}_{k_i} < \hat{\mathcal{E}}_{l_i}, \hat{\mathcal{E}}_{l_i} \leq n^{-\alpha}, |\hat{\mathcal{E}}_{k_i} - \mathcal{E}_{k_i}| > n^{-\alpha}, k_i \in S_n, l_i \in S_n^c] \\
& \quad + P[\hat{\mathcal{E}}_{k_i} < \hat{\mathcal{E}}_{l_i}, \hat{\mathcal{E}}_{l_i} > n^{-\alpha}, |\hat{\mathcal{E}}_{k_i} - \mathcal{E}_{k_i}| > n^{-\alpha}, k_i \in S_n, l_i \in S_n^c] \\
& = P_{1i} + P_{2i} + P_{3i} + P_{4i} \text{ (say)}. \tag{44}
\end{aligned}$$

Let us take a look at the term P_{1i} first.

$$\begin{aligned}
P_{1i} &= P[\hat{\mathcal{E}}_{k_i} < \hat{\mathcal{E}}_{l_i}, \hat{\mathcal{E}}_{l_i} \leq n^{-\alpha}, |\hat{\mathcal{E}}_{k_i} - \mathcal{E}_{k_i}| \leq n^{-\alpha}, k_i \in S_n, l_i \in S_n^c] \\
& \leq P[\mathcal{E}_{k_i} - n^{-\alpha} \leq \hat{\mathcal{E}}_{k_i} < \hat{\mathcal{E}}_{l_i} \leq n^{-\alpha}, k_i \in S_n, l_i \in S_n^c] \\
& \leq \mathbb{I}[\mathcal{E}_{k_i} - n^{-\alpha} \leq n^{-\alpha}, k_i \in S_n] \text{ (since } P[a_1 \leq X \leq a_2] \leq \mathbb{I}[a_1 \leq a_2]) \\
& = \mathbb{I}[\mathcal{E}_{k_i} \leq 2n^{-\alpha}, k_i \in S_n].
\end{aligned}$$

Since assumption A.1 is satisfied for α_1 and $\alpha \geq \alpha_0 \geq \alpha_1$, there exists $N \in \mathbb{N}$ such that $\mathbb{I}[\mathcal{E}_{k_i} \leq 2n^{-\alpha} \text{ for } k_i \in S_n] = 0$ for all $n \geq N$. This holds true for every i for $1 \leq i \leq s_n$.

Thus, we get

$$\sum_{i=1}^{s_n} P_{1i} \leq \sum_{i=1}^{s_n} \mathbb{I}[\mathcal{E}_{k_i} \leq 2n^{-\alpha} \text{ for } k_i \in S_n] = 0 \text{ for all } n \geq N. \tag{45}$$

Next, we consider the second term P_{2i} .

$$P_{2i} \leq P[\hat{\mathcal{E}}_{k_i} < \hat{\mathcal{E}}_{l_i}, \hat{\mathcal{E}}_{l_i} > n^{-\alpha}, |\hat{\mathcal{E}}_{k_i} - \mathcal{E}_{k_i}| \leq n^{-\alpha}, k_i \in S_n, l_i \in S_n^c] \leq P[\hat{\mathcal{E}}_{l_i} > n^{-\alpha}, l_i \in S_n^c].$$

Following Lemma 4, we have

$$P[\hat{\mathcal{E}}_{l_i} > n^{-\alpha} \text{ for } l_i \in S_n^c] = O\left(e^{-bn^{1-2\alpha}}\right) \Rightarrow P_{2i} \leq O\left(e^{-bn^{1-2\alpha}}\right) \Rightarrow \sum_{i=1}^{s_n} P_{2i} = O\left(s_n e^{-bn^{1-2\alpha}}\right). \quad (46)$$

Observe that

$$\begin{aligned} s_n e^{-bn^{1-2\alpha}} &\leq d_n e^{-bn^{1-2\alpha}} = O\left(e^{-bn^{1-2\alpha} + Mn^\beta}\right) \text{ (since } \log d_n \leq Mn^\beta \text{ for all } n \geq N) \\ &= O\left(e^{-b_1\{n^{1-2\alpha} - n^\beta\}}\right), \text{ where } 0 < b_1 < b. \end{aligned}$$

Therefore, $\sum_{i=1}^{s_n} P_{2i} = O\left(e^{-b_1\{n^{1-2\alpha} - n^\beta\}}\right)$. Following a similar line of arguments and using Lemma 4, one can now obtain the following:

$$\sum_{i=1}^{s_n} P_{3i} = O\left(e^{-b_1\{n^{1-2\alpha} - n^\beta\}}\right) \text{ and } \sum_{i=1}^{s_n} P_{4i} = O\left(e^{-b_1\{n^{1-2\alpha} - n^\beta\}}\right). \quad (47)$$

Finally, combining (43)-(47), we get

$$P[S_n \neq \hat{S}_n] \leq O\left(e^{-b_1\{n^{1-2\alpha} - n^\beta\}}\right) = O\left(e^{-b_1\{n^{1-2\alpha} - n^\beta\}}\right).$$

Hence, the proof. \square

Remark 6. We have proved *exact screening property* (ESP) of the marginal screening method (MarS) under assumptions A1 and A2. We would like to point out that Theorem 1 can be proved under a set of weaker conditions. Let us first introduce assumption A1.2' and A2', which are weaker versions of A1.2 and A2, respectively. Assumption A1.1 remains unaltered.

A1.2'. There exist constants $0 < \alpha_1 < (1 - \beta)/2$, $0 < M_1 < 1$ and $N_1 \in \mathbb{N}$ such that

$$\max_{1 \leq j \leq (s_n - 1)} R_{t_n + j} \leq M_1 n^{\alpha_1} \mathcal{E}_{(t_n + 1)} \text{ for all } n \geq N_1.$$

A2'. For every $\epsilon > 0$ there exist constants $0 < \alpha_2 < (1 - \beta)/2$, $0 < M_2 < 1$ and $N_2 \in \mathbb{N}$ such that

$$P \left[\max_{1 \leq j \leq (t_n - 1)} \frac{N_{(j+1)}}{N_{(j)}} > M_2 n^{\alpha_2} \mathcal{E}_{(t_n + 1)} \right] < \epsilon \text{ for all } n \geq N_2.$$

Assumptions A1.2' and A2' are satisfied if the components of the signal set are all iid Similar to the earlier case, A1.1 and A1.2' are needed to prove SSP of \hat{S}_n . A2' is required to establish ESP.

To ensure SSP of the proposed estimator \hat{S}_n , we had used

$$\max_{1 \leq j \leq (s_n - 1)} \hat{R}_{t_n + j} < n^{\alpha_1} \mathcal{E}_{t_n + 1} \text{ for all } n \geq N_2$$

as obtained in (27) (see the proof of Lemma 6) under assumption A1.1, where it was assumed that $\max_{1 \leq j \leq (s_n - 1)} R_{t_n + j} = o(n^{\alpha_1} \mathcal{E}_{(t_n + 1)})$. However, $\max_{1 \leq j \leq (s_n - 1)} R_{t_n + j}$ can be of order $O(n^{\alpha_1} \mathcal{E}_{(t_n + 1)})$ and (27) still holds if assumption A1.2' is satisfied.

Similarly, one can prove inequality (42) and subsequently, Lemma 9 under A2' which allows the sequence of random variables $\max_{1 \leq j \leq (t_n-1)} N_{(j+1)}/N_{(j)}$ to be of the order $O_P(n^{\alpha_2} \mathcal{E}_{(t_n+1)})$ for an appropriate choice of α_2 .

Proof of Lemma 1 : Fix $P_n \in \mathcal{P}_n$. The pairs of indices that belong to P_n can be divided into the following four categories:

1. $\{i, j'\}$ with $\{i, j\} \in S_n$ and $\{i', j'\} \in S_n$,
2. $\{i, l\}$ with $\{i, j\} \in S_n$ and $l \in S_n^c$,
3. $\{l, l'\}$ with l and $l' \in S_n^c$,
4. $\{i, j\}$ with $\{i, j\} \in S_n$.

Let us consider case 1, i.e., the pair $\{i, j'\}$, where $\{i, j\} \in S_n$ and $\{i', j'\} \in S_n$. Since $\{i, j\}$ and $\{i', j'\}$ are paired signals, we have $F_l = G_l$ for all $l \in \{i, j, i', j'\}$. Further, since $\mathbf{X}_{\{i, j\}}$ and $\mathbf{X}_{\{i', j'\}}$ are mutually independent, the following holds true:

$$\mathbf{F}_{\{i, j'\}} = F_i F_{j'} = G_i G_{j'} = \mathbf{G}_{\{i, j'\}}, \text{ i.e., } \mathcal{E}_{\{i, j'\}} = 0.$$

For case 2, it can be similarly shown that $\mathcal{E}_{\{i, l\}} = 0$ when $\{i, j\} \in S_n$ and $l \in S_n^c$. If l and l' both are elements of S_n^c (case 3), then it follows from the definition of noise variables that $\mathbf{F}_{\{l, l'\}} = \mathbf{G}_{\{l, l'\}}$. Consequently, we have $\mathcal{E}_{\{l, l'\}} = 0$.

Finally, $\mathcal{E}_{\{i, j\}} > 0$ since $\{i, j\} \in S_n$ for case 4. It is easy to see that $\mathcal{E}(P_n)$ takes its maximum value iff all the paired signals are present in P_n , i.e., $S_n \subseteq P_n$ and the maximum value is

$$\sum_{\{i, j\} \in S_n} \mathcal{E}_{\{i, j\}}. \quad \square$$

In the next result, we prove that the discriminant of gSAVG classifier converges in probability to its population counterpart, and the rate of convergence is exponential in n .

Proof of Lemma 2 : Suppose that assumptions A1 and A2 are satisfied for $0 < \alpha_1 < (1 - \beta)/2$ and $0 < \alpha_2 < (1 - \beta)/2$, respectively. Recall the definitions of $\hat{\xi}_n^\gamma(\mathbf{z})$ and $\xi^\gamma(\mathbf{z})$ for $\mathbf{z} \in \mathbb{R}^{d_n}$. Fix $\max\{\alpha_1, \alpha_2\} \leq \alpha < (1 - \beta)/2$. Now, we have the following:

$$\begin{aligned}
& P[|\hat{\xi}_n^\gamma(\mathbf{z}) - \xi^\gamma(\mathbf{z})| > n^{-\alpha}] \\
&= P[|\hat{\xi}_n^\gamma(\mathbf{z}) - \xi^\gamma(\mathbf{z})| > n^{-\alpha}, \hat{S}_n = S_n] + P[|\hat{\xi}_n^\gamma(\mathbf{z}) - \xi^\gamma(\mathbf{z})| > n^{-\alpha}, \hat{S}_n \neq S_n] \\
&\leq P[|\hat{\xi}_n^\gamma(\mathbf{z}) - \xi^\gamma(\mathbf{z})| > n^{-\alpha}, \hat{S}_n = S_n] + P[\hat{S}_n \neq S_n] \\
&= P[|\hat{\xi}_n^\gamma(\mathbf{z}) - \xi^\gamma(\mathbf{z})| > n^{-\alpha}, \hat{S}_n = S_n] + O\left(e^{-b_1\{n^{1-2\alpha}-n^\beta\}}\right) \quad (\text{using Theorem 2}). \quad (48)
\end{aligned}$$

Since $S_n = S_{1n}$, it follows from the definition of h_0^γ in (15) that

$$E\left[h_n^\gamma(\mathbf{z}, \mathbf{X}_1) | \hat{S}_n = S_n\right] = E\left[\frac{1}{\hat{S}_n} \sum_{k \in \hat{S}_n} \gamma(|z_k - X_{1k}|^2) \middle| \hat{S}_n = S_n\right] = \frac{1}{S_n} \sum_{k \in S_n} E[\gamma(|z_k - X_{1k}|^2)] = h_0^\gamma(\mathbf{z}, \mathbf{X}_1).$$

Similarly, $E\left[h_n^\gamma(\mathbf{z}, \mathbf{Y}_1) | \hat{S}_n = S_n\right] = h_0^\gamma(\mathbf{z}, \mathbf{Y}_1)$, $E\left[h_n^\gamma(\mathbf{X}_1, \mathbf{X}_2) | \hat{S}_n = S_n\right] = h_0^\gamma(\mathbf{X}_1, \mathbf{X}_2)$ and $E\left[h_n^\gamma(\mathbf{Y}_1, \mathbf{Y}_2) | \hat{S}_n = S_n\right] = h_0^\gamma(\mathbf{Y}_1, \mathbf{Y}_2)$. Therefore, we can write the following:

$$\begin{aligned}
& \hat{\xi}_n^\gamma(\mathbf{z}) - \xi^\gamma(\mathbf{z}) \\
&= \{\hat{\xi}_2^\gamma(\mathbf{z}) - \hat{\xi}_1^\gamma(\mathbf{z})\} - \{\xi_2^\gamma(\mathbf{z}) - \xi_1^\gamma(\mathbf{z})\} \\
&= \left\{ \frac{1}{n_1} \sum_{i=1}^{n_1} h_n^\gamma(\mathbf{z}, \mathbf{X}_i) - \frac{1}{\binom{n_1}{2}} \sum_{i < j} h_n^\gamma(\mathbf{X}_i, \mathbf{X}_j) \right\} - \left\{ \frac{1}{n_2} \sum_{i=1}^{n_2} h_n^\gamma(\mathbf{z}, \mathbf{Y}_i) - \frac{1}{\binom{n_2}{2}} \sum_{i < j} h_n^\gamma(\mathbf{Y}_i, \mathbf{Y}_j) \right\} \\
&- \left\{ E\left[h_n^\gamma(\mathbf{z}, \mathbf{X}_1) | \hat{S}_n = S_n\right] - E\left[h_n^\gamma(\mathbf{X}_1, \mathbf{X}_2) | \hat{S}_n = S_n\right] \right\} \\
&- + \left\{ E\left[h_n^\gamma(\mathbf{z}, \mathbf{Y}_1) | \hat{S}_n = S_n\right] - E\left[h_n^\gamma(\mathbf{Y}_1, \mathbf{Y}_2) | \hat{S}_n = S_n\right] \right\}
\end{aligned}$$

$$\begin{aligned}
&= \left\{ \frac{1}{n_1} \sum_{i=1}^{n_1} h_n^\gamma(\mathbf{z}, \mathbf{X}_i) - E[h_n^\gamma(\mathbf{z}, \mathbf{X}_1) | \hat{S}_n = S_n] \right\} - \left\{ \frac{1}{n_2} \sum_{i=1}^{n_2} h_n^\gamma(\mathbf{z}, \mathbf{Y}_i) - E[h_n^\gamma(\mathbf{z}, \mathbf{Y}_1) | \hat{S}_n = S_n] \right\} \\
&- \left\{ \frac{1}{n_1(n_1-1)} \sum_{i \neq j} h_n^\gamma(\mathbf{X}_i, \mathbf{X}_j) - E[h_n^\gamma(\mathbf{X}_1, \mathbf{X}_2) | \hat{S}_n = S_n] \right\} \\
&+ \left\{ \frac{1}{n_2(n_2-1)} \sum_{i \neq j} h_n^\gamma(\mathbf{Y}_i, \mathbf{Y}_j) - E[h_n^\gamma(\mathbf{Y}_1, \mathbf{Y}_2) | \hat{S}_n = S_n] \right\}.
\end{aligned}$$

Consequently, we have

$$\begin{aligned}
&P[|\hat{\xi}^\gamma(\mathbf{z}) - \xi^\gamma(\mathbf{z})| > n^{-\alpha}, \hat{S}_n = S_n] \\
&\leq P \left[\left| \frac{1}{n_1} \sum_{i=1}^{n_1} h_n^\gamma(\mathbf{z}, \mathbf{X}_i) - h_0^\gamma(\mathbf{z}, \mathbf{X}_1) \right| > \frac{n^{-\alpha}}{4}, \hat{S}_n = S_n \right] \\
&+ P \left[\left| \frac{1}{n_2} \sum_{i=1}^{n_2} h_n^\gamma(\mathbf{z}, \mathbf{Y}_i) - h_0^\gamma(\mathbf{z}, \mathbf{Y}_1) \right| > \frac{n^{-\alpha}}{4}, \hat{S}_n = S_n \right] \\
&+ P \left[\left| \frac{1}{n_1(n_1-1)} \sum_{i \neq j} h_n^\gamma(\mathbf{X}_i, \mathbf{X}_j) - h_0^\gamma(\mathbf{X}_1, \mathbf{X}_2) \right| > \frac{n^{-\alpha}}{2}, \hat{S}_n = S_n \right] \\
&+ P \left[\left| \frac{1}{n_2(n_2-1)} \sum_{i \neq j} h_n^\gamma(\mathbf{Y}_i, \mathbf{Y}_j) - h_0^\gamma(\mathbf{Y}_1, \mathbf{Y}_2) \right| > \frac{n^{-\alpha}}{2}, \hat{S}_n = S_n \right]. \quad (49)
\end{aligned}$$

Let us look at the first and second term in the RHS of (49). Note that $\sum_{i=1}^{n_1} h_n^\gamma(\mathbf{z}, \mathbf{X}_i)/n_1$ is an average of independently distributed random variables for each fixed $\mathbf{z} \in \mathbb{R}^{d_n}$. Also, $\sum_{i=1}^{n_1} E[h_n^\gamma(\mathbf{z}, \mathbf{X}_i) | \hat{S}_n = S_n]/n_1 = E[h_n^\gamma(\mathbf{z}, \mathbf{X}_1) | \hat{S}_n = S_n] = h_0^\gamma(\mathbf{z}, \mathbf{X}_1)$. Therefore, for every fixed \mathbf{z} , the following holds using Hoeffding's inequality (see [Wainwright, 2019](#)):

$$\begin{aligned}
&P \left[\left| \frac{1}{n_1} \sum_{i=1}^{n_1} \{h_n^\gamma(\mathbf{z}, \mathbf{X}_i) - E[h_n^\gamma(\mathbf{z}, \mathbf{X}_i)]\} \right| > \frac{n^{-\alpha}}{4}, \hat{S}_n = S_n \right] \leq 2e^{-\frac{n_1 n^{-2\alpha}}{16}} \\
\Rightarrow P \left[\left| \frac{1}{n_1} \sum_{i=1}^{n_1} h_n^\gamma(\mathbf{z}, \mathbf{X}_i) - h_0^\gamma(\mathbf{z}, \mathbf{X}_1) \right| > \frac{n^{-\alpha}}{4}, \hat{S}_n = S_n \right] \leq O(e^{-C_3 n^{1-2\alpha}}) \text{ for some } C_3 > 0.
\end{aligned} \quad (50)$$

Similarly,

$$\begin{aligned}
& P \left[\left| \frac{1}{n_2} \sum_{i=1}^{n_2} \{h_n^\gamma(\mathbf{z}, \mathbf{Y}_i) - E[h_n^\gamma(\mathbf{z}, \mathbf{Y}_i)]\} \right| > \frac{n^{-\alpha}}{4}, \hat{S}_n = S_n \right] \leq 2e^{-\frac{n_2 n^{-2\alpha}}{16}} \\
\Rightarrow & P \left[\left| \frac{1}{n_2} \sum_{i=1}^{n_2} h_n^\gamma(\mathbf{z}, \mathbf{Y}_i) - h_0^\gamma(\mathbf{z}, \mathbf{Y}_1) \right| > \frac{n^{-\alpha}}{4}, \hat{S}_n = S_n \right] \leq O(e^{-C_4 n^{1-2\alpha}}) \text{ for some } C_4 > 0.
\end{aligned} \tag{51}$$

Let us now look at the third term in the RHS of (49). Recall the definition of T_{11k} and T_{22k} for $1 \leq k \leq d_n$ given in Lemma 4. Note that

$$\begin{aligned}
& P \left[\left| \frac{1}{n_1(n_1-1)} \sum_{i \neq j} h_n^\gamma(\mathbf{X}_i, \mathbf{X}_j) - h_0^\gamma(\mathbf{X}_1, \mathbf{X}_2) \right| > \frac{n^{-\alpha}}{2}, \hat{S}_n = S_n \right] \\
&= P \left[\left| \frac{1}{n_1(n_1-1)} \sum_{i \neq j} \frac{1}{s_n} \sum_{k \in S_n} \gamma(|X_{ik} - X_{jk}|^2) - \frac{1}{s_n} \sum_{k \in S_n} E[\gamma(|X_{1k} - X_{2k}|^2)] \right| > \frac{n^{-\alpha}}{2} \right] \\
&\leq P \left[\frac{1}{s_n} \sum_{k \in S_n} \left| \frac{1}{n_1(n_1-1)} \sum_{i \neq j} \gamma(|X_{ik} - X_{jk}|^2) - E[\gamma(|X_{1k} - X_{2k}|^2)] \right| > \frac{n^{-\alpha}}{2} \right] \\
&\leq \sum_{k \in S_n} P \left[\left| \frac{1}{n_1(n_1-1)} \sum_{i \neq j} \gamma(|X_{ik} - X_{jk}|^2) - E[\gamma(|X_{1k} - X_{2k}|^2)] \right| > \frac{n^{-\alpha}}{2} \right] \\
&\leq \sum_{k \in S_n} P \left[|T_{11k} - E[T_{11k}]| > \frac{n^{-\alpha}}{2} \right].
\end{aligned}$$

We have already shown in the proof of Lemma 4 that $P \left[|T_{11k} - E[T_{11k}]| > \frac{n^{-\alpha}}{2} \right] \leq O \left(e^{-b^* n^{1-2\alpha}} \right)$

for some $b^* > 0$. Therefore,

$$\begin{aligned}
& P \left[\left| \frac{1}{n_1(n_1-1)} \sum_{i \neq j} h_n^\gamma(\mathbf{X}_i, \mathbf{X}_j) - E[h_n^\gamma(\mathbf{X}_1, \mathbf{X}_2)] \right| > \frac{n^{-\alpha}}{2}, \hat{S}_n = S_n \right] \leq s_n O \left(e^{-b^* n^{1-2\alpha}} \right) \\
\Rightarrow & P \left[\left| \frac{1}{n_1(n_1-1)} \sum_{i \neq j} h_n^\gamma(\mathbf{X}_i, \mathbf{X}_j) - E[h_n^\gamma(\mathbf{X}_1, \mathbf{X}_2)] \right| > \frac{n^{-\alpha}}{2}, \hat{S}_n = S_n \right] \leq d_n O \left(e^{-b^* n^{1-2\alpha}} \right)
\end{aligned}$$

$$\Rightarrow P \left[\left| \frac{1}{n_1(n_1 - 1)} \sum_{i \neq j} h_n^\gamma(\mathbf{X}_i, \mathbf{X}_j) - E[h_n^\gamma(\mathbf{X}_1, \mathbf{X}_2)] \right| > \frac{n^{-\alpha}}{2}, \hat{S}_n = S_n \right] \leq O \left(e^{-C_1 \{n^{1-2\alpha} - n^\beta\}} \right) \quad (52)$$

for $0 < C_1 < b^*$. Similarly, we have $C_2 > 0$ such that

$$\begin{aligned} & P \left[\left| \frac{1}{n_2(n_2 - 1)} \sum_{i \neq j} h_n^\gamma(\mathbf{Y}_i, \mathbf{Y}_j) - E[h_n^\gamma(\mathbf{Y}_1, \mathbf{Y}_2)] \right| > \frac{n^{-\alpha}}{2}, \hat{S}_n = S_n \right] \\ & \leq \sum_{k \in S_n} P \left[|T_{22k} - E[T_{22k}]| > \frac{n^{-\alpha}}{2} \right] = O \left(e^{-C_2 \{n^{1-2\alpha} - n^\beta\}} \right). \end{aligned} \quad (53)$$

Combining (49) - (53), we obtain

$$\begin{aligned} & P \left[|\hat{\xi}^\gamma(\mathbf{z}) - \xi^\gamma(\mathbf{z})| > n^{-\alpha}, \hat{S}_n = S_n \right] \\ & \leq O \left(e^{-C_1 n^{1-2\alpha}} \right) + O \left(e^{-C_2 n^{1-2\alpha}} \right) + O \left(e^{-C_3 \{n^{1-2\alpha} - n^\beta\}} \right) + O \left(e^{-C_4 \{n^{1-2\alpha} - n^\beta\}} \right) \\ & \leq O \left(e^{-C_5 \{n^{1-2\alpha} - n^\beta\}} \right) \text{ for some } C_5 > 0. \end{aligned} \quad (54)$$

Consequently, it follows from (48) and (54) that

$$\begin{aligned} & P \left[|\hat{\xi}^\gamma(\mathbf{z}) - \xi^\gamma(\mathbf{z})| > n^{-\alpha} \right] \leq O \left(e^{-b_1 n^{1-2\alpha}} \right) + O \left(e^{-C_5 \{n^{1-2\alpha} - n^\beta\}} \right) \\ \text{i.e., } & P \left[|\hat{\xi}^\gamma(\mathbf{z}) - \xi^\gamma(\mathbf{z})| > n^{-\alpha} \right] \leq O \left(e^{-b_3 \{n^{1-2\alpha} - n^\beta\}} \right) \text{ for some } b_3 > 0. \end{aligned}$$

Hence, the proof. \square

Proof of Theorem 3 : Let C denote the true class label of a test observation \mathbf{Z} . Clearly, C is a dichotomous random variable with $P[C = i] = \pi_i$ for $i = 1, 2$ and $\pi_1 + \pi_2 = 1$. We have $\mathbf{Z} \mid C = 1 \sim \mathbf{F}$ and $\mathbf{Z} \mid C = 2 \sim \mathbf{G}$. The distribution of \mathbf{Z} is given by $\mathbf{H}(\mathbf{z}) = \pi_1 \mathbf{F}(\mathbf{z}) + \pi_2 \mathbf{G}(\mathbf{z})$ for $\mathbf{z} \in \mathbb{R}^{d_n}$. The misclassification probabilities of δ_0 and δ_{gSAVG}

are defined as $\Delta_0 = P[\delta_0(\mathbf{Z}) \neq C]$ and $\Delta_{\text{gSAVG}} = P[\delta_{\text{gSAVG}}(\mathbf{Z}) \neq C]$, respectively. Now, observe that

$$\begin{aligned}
& \Delta_{\text{gSAVG}} - \Delta_0 \\
&= P[\delta_{\text{gSAVG}}(\mathbf{Z}) \neq C] - P[\delta_0(\mathbf{Z}) \neq C] \\
&= \int \{P[\delta_{\text{gSAVG}}(\mathbf{z}) \neq C] - P[\delta_0(\mathbf{z}) \neq C]\} d\mathbf{H}(\mathbf{z}) \\
&= \int \{P[\delta_0(\mathbf{z}) = C] - P[\delta_{\text{gSAVG}}(\mathbf{z}) = C]\} d\mathbf{H}(\mathbf{z}) \\
&= \int \{(I[\delta_0(\mathbf{z}) = 1]P[C = 1] + I[\delta_0(\mathbf{z}) = 2]P[C = 2]) - \\
&\quad (P[\delta_{\text{gSAVG}}(\mathbf{z}) = 1]P[C = 1] + P[\delta_{\text{gSAVG}}(\mathbf{z}) = 2]P[C = 2])\} d\mathbf{H}(\mathbf{z}) \\
&= \int \{(I[\delta_0(\mathbf{z}) = 1] - P[\delta_{\text{gSAVG}}(\mathbf{z}) = 1])P[C = 1] + \\
&\quad (I[\delta_0(\mathbf{z}) = 2] - P[\delta_{\text{gSAVG}}(\mathbf{z}) = 2])P[C = 2]\} d\mathbf{H}(\mathbf{z}) \\
&= \int (I[\delta_0(\mathbf{z}) = 1] - E[I[\delta_{\text{gSAVG}}(\mathbf{z}) = 1]])(2P[C = 1] - 1) d\mathbf{H}(\mathbf{z}) \\
&\leq \int |E[I[\delta_0(\mathbf{z}) = 1] - I[\delta_{\text{gSAVG}}(\mathbf{z}) = 1]]| |2P[C = 1] - 1| d\mathbf{H}(\mathbf{z}) \\
&= \int E[|I[\delta_0(\mathbf{z}) = 1] - I[\delta_{\text{gSAVG}}(\mathbf{z}) = 1]|] d\mathbf{H}(\mathbf{z}) \\
&= \int E[I[\delta_0(\mathbf{z}) \neq \delta_{\text{gSAVG}}(\mathbf{z})]] d\mathbf{H}(\mathbf{z}) \\
&= \int P[\delta_0(\mathbf{z}) \neq \delta_{\text{gSAVG}}(\mathbf{z})] d\mathbf{H}(\mathbf{z}) \\
&= \int \left\{ P[\delta_0(\mathbf{z}) \neq \delta_{\text{gSAVG}}(\mathbf{z}), \hat{S}_n = S_n] + P[\delta_0(\mathbf{z}) \neq \delta_{\text{gSAVG}}(\mathbf{z}), \hat{S}_n \neq S_n] \right\} d\mathbf{H}(\mathbf{z}) \\
&\leq \int \left\{ P[\delta_0(\mathbf{z}) \neq \delta_{\text{gSAVG}}(\mathbf{z}), \hat{S}_n = S_n] + P[\hat{S}_n \neq S_n] \right\} d\mathbf{H}(\mathbf{z}) \\
&= \int P[\delta_0(\mathbf{z}) \neq \delta_{\text{gSAVG}}(\mathbf{z}), \hat{S}_n = S_n] d\mathbf{H}(\mathbf{z}) + P[\hat{S}_n \neq S_n] \\
&= \int P[\xi_1^\gamma(\mathbf{z}) - \xi_2^\gamma(\mathbf{z}) > 0, \hat{\xi}_{1n}^\gamma(\mathbf{z}) - \hat{\xi}_{2n}^\gamma(\mathbf{z}) \leq 0, \hat{S}_n = S_n] d\mathbf{H}(\mathbf{z}) \\
&\quad + \int P[\xi_1^\gamma(\mathbf{z}) - \xi_2^\gamma(\mathbf{z}) \leq 0, \hat{\xi}_{1n}^\gamma(\mathbf{z}) - \hat{\xi}_{2n}^\gamma(\mathbf{z}) > 0, \hat{S}_n = S_n] d\mathbf{H}(\mathbf{z}) + P[\hat{S}_n \neq S_n]
\end{aligned}$$

$$= P_1 + P_2 + P[\hat{S}_n \neq S_n]. \quad (55)$$

Fix $\max\{\alpha_1, \alpha_2\} \leq \alpha < (1 - \beta)/2$. For P_1 , we obtain the following:

$$\begin{aligned} P_1 &= \int P[\xi^\gamma(\mathbf{z}) > 0, \hat{\xi}_n^\gamma(\mathbf{z}) \leq 0, \hat{S}_n = S_n] d\mathbf{H}(\mathbf{z}) \\ &= \int P[\xi^\gamma(\mathbf{z}) > 0, \hat{\xi}_n^\gamma(\mathbf{z}) \leq 0, |\xi^\gamma(\mathbf{z}) - \hat{\xi}_n^\gamma(\mathbf{z})| \leq n^{-\alpha}, \hat{S}_n = S_n] d\mathbf{H}(\mathbf{z}) \\ &\quad + \int P[\xi^\gamma(\mathbf{z}) > 0, \hat{\xi}_n^\gamma(\mathbf{z}) \leq 0, |\xi^\gamma(\mathbf{z}) - \hat{\xi}_n^\gamma(\mathbf{z})| > n^{-\alpha}, \hat{S}_n = S_n] d\mathbf{H}(\mathbf{z}) \\ &\leq \int P[\xi^\gamma(\mathbf{z}) > 0, \hat{\xi}_n^\gamma(\mathbf{z}) \leq 0, \xi^\gamma(\mathbf{z}) - \hat{\xi}_n^\gamma(\mathbf{z}) \leq n^{-\alpha}, \hat{S}_n = S_n] d\mathbf{H}(\mathbf{z}) \\ &\quad + \int P[|\xi^\gamma(\mathbf{z}) - \hat{\xi}_n^\gamma(\mathbf{z})| > n^{-\alpha}, \hat{S}_n = S_n] d\mathbf{H}(\mathbf{z}) \\ &= P_{11}(\alpha) + P_{12}(\alpha). \end{aligned} \quad (56)$$

Note that

$$\begin{aligned} P_{11}(\alpha) &= \int P[\xi^\gamma(\mathbf{z}) - \hat{\xi}_n^\gamma(\mathbf{z}) \leq n^{-\alpha}, \xi^\gamma(\mathbf{z}) > 0, \hat{\xi}_n^\gamma(\mathbf{z}) \leq 0, \hat{S}_n = S_n] \\ &\leq \int P[\xi^\gamma(\mathbf{z}) \leq n^{-\alpha}, \xi^\gamma(\mathbf{z}) > 0, \hat{\xi}_n^\gamma(\mathbf{z}) \leq 0, \hat{S}_n = S_n] d\mathbf{H}(\mathbf{z}) \\ &\leq \int P[\xi^\gamma(\mathbf{z}) \leq n^{-\alpha}, \xi^\gamma(\mathbf{z}) > 0] d\mathbf{H}(\mathbf{z}) \\ &= P[0 < \xi^\gamma(\mathbf{Z}) \leq n^{-\alpha}]. \end{aligned} \quad (57)$$

Combining (56) and (57), we obtain

$$P_1 \leq P[0 < \xi^\gamma(\mathbf{Z}) \leq n^{-\alpha}] + P_{12}(\alpha). \quad (58)$$

Following similar arguments, we can write P_2 as follows:

$$\begin{aligned}
P_2 &= \int P[\xi^\gamma(\mathbf{z}) \leq 0, \hat{\xi}_n^\gamma(\mathbf{z}) > 0, \hat{S}_n = S_n] d\mathbf{H}(\mathbf{z}) \\
&\leq \int P[\xi^\gamma(\mathbf{z}) \leq 0, \hat{\xi}_n^\gamma(\mathbf{z}) > 0, |\xi^\gamma(\mathbf{z}) - \hat{\xi}_n^\gamma(\mathbf{z})| \leq n^{-\alpha}, \hat{S}_n = S_n] d\mathbf{H}(\mathbf{z}) \\
&+ \int P[|\xi^\gamma(\mathbf{z}) - \hat{\xi}_n^\gamma(\mathbf{z})| > n^{-\alpha}, \hat{S}_n = S_n] d\mathbf{H}(\mathbf{z}) \\
&= \int P[\xi^\gamma(\mathbf{z}) \leq 0, \hat{\xi}_n^\gamma(\mathbf{z}) > 0, |\xi^\gamma(\mathbf{z}) - \hat{\xi}_n^\gamma(\mathbf{z})| \leq n^{-\alpha}, \hat{S}_n = S_n] d\mathbf{H}(\mathbf{z}) + P_{12}(\alpha) \\
&\leq \int P[\xi^\gamma(\mathbf{z}) \leq 0, \hat{\xi}_n^\gamma(\mathbf{z}) > 0, -\xi^\gamma(\mathbf{z}) + \hat{\xi}_n^\gamma(\mathbf{z}) \leq n^{-\alpha}, \hat{S}_n = S_n] d\mathbf{H}(\mathbf{z}) + P_{12}(\alpha) \\
&\leq \int P[-n^{-\alpha} < \xi^\gamma(\mathbf{z}) \leq 0, \hat{S}_n = S_n] d\mathbf{H}(\mathbf{z}) + P_{12}(\alpha) \\
&= P[-n^{-\alpha} < \xi^\gamma(\mathbf{Z}) \leq 0] + P_{12}(\alpha). \tag{59}
\end{aligned}$$

Combining (55), (58) and (59), we obtain

$$\Delta_{\text{gSAVG}} - \Delta_0 \leq P[|\xi^\gamma(\mathbf{Z})| < n^{-\alpha}] + 2P_{12}(\alpha) + P[\hat{S}_n \neq S_n]. \tag{60}$$

It follows from Lemma 2 that $P_{12}(\alpha) \leq O\left(e^{-b_3\{n^{1-2\alpha}-n^\beta\}}\right)$ for all $\max\{\alpha_1, \alpha_2\} \leq \alpha_0 < (1 - \beta)/2$. Therefore, Theorem 2 and (60) suggest that

$$\begin{aligned}
\Delta_{\text{gSAVG}} - \Delta_0 &\leq P[|\xi^\gamma(\mathbf{Z})| < n^{-\alpha}] + O\left(e^{-b_3\{n^{1-2\alpha}-n^\beta\}}\right) + O\left(e^{-b_1\{n^{1-2\alpha}-n^\beta\}}\right) \\
&\leq P[|\xi^\gamma(\mathbf{Z})| < n^{-\alpha}] + O\left(e^{-b_3\{n^{1-2\alpha}-n^\beta\}}\right).
\end{aligned}$$

Hence, the proof. \square

Remark 1 : Recall that there exist a constant $N \in \mathbb{N}$ such that $d_n \leq e^{Mn^\beta}$ for all $n \geq N$, where $M > 0$ and $0 \leq \beta < 1$. If $\beta = 0$, then $d_n (= d)$ is free of n . Therefore, if \mathbf{F} and \mathbf{G} are absolutely continuous distribution functions, then $P[|\xi^\gamma(\mathbf{Z})| < n^{-\alpha}] \rightarrow 0$ for all $\alpha > 0$ as $n \rightarrow \infty$. Consequently, $\Delta_{\text{gSAVG}} - \Delta_0 \rightarrow 0$ as $n \rightarrow \infty$.

Remark 2 : If $\beta > 0$, then d_n grows with n . Under this setting, if $P[|\xi^\gamma(\mathbf{Z})| < n^{-\alpha}] \rightarrow 0$ and $\Delta_0 \rightarrow 0$ as $n \rightarrow \infty$, then Theorem 3 suggests that $\Delta_{\text{gSAVG}} \rightarrow 0$ as $n \rightarrow \infty$.

We now present some sufficient conditions for $P[|\xi^\gamma(\mathbf{Z})| < n^{-\alpha}]$ and Δ_0 to go to 0 as $n \rightarrow \infty$.

Under appropriate moment conditions and weak dependence among the component variables, we show that $P[|\xi^\gamma(\mathbf{Z})| < n^{-\alpha}] \rightarrow 0$ (for some $0 < \alpha < 1$), as $n \rightarrow \infty$.

Since there exist $M > 0$, $0 < \beta < 1$ and $N \in \mathbb{N}$ such that for all $n \geq N$, we have

$$\begin{aligned} \log d_n &\leq Mn^\beta \\ \Rightarrow \log s_n &\leq \log d_n \leq Mn^\beta \text{ [since } s_n \leq d_n\text{]} \\ \Rightarrow n^{-\alpha} &\leq (M/\log s_n)^{\frac{\alpha}{\beta}} \text{ for all } \alpha > 0. \end{aligned}$$

We now assume the following:

A1'. There exist constants $\max\{\alpha_1, \alpha_2\} \leq \alpha_3 \leq (1 - \beta)/2$ and $N \in \mathbb{N}$ such that $\mathcal{E}_{(t_n+1)} > 2M_1/(\log s_n)^{\frac{\alpha_3}{\beta}}$ for all $n \geq N$.

If A1' is satisfied, then A1 also holds. Assumption A1' allows the minimum signal to decay to 0, but at a rate slower than $1/(\log s_n)^{\frac{\alpha_3}{\beta}}$.

Suppose that $\mathbf{U} = (U_1, \dots, U_{d_n})^\top \sim \mathbf{F}_j$ and $\mathbf{U}' = (U'_1, \dots, U'_{d_n})^\top \sim \mathbf{F}_{j'}$ for $j, j' \in \{1, 2\}$ and \mathbf{U}, \mathbf{U}' are independently distributed random vectors. We further assume the following:

A3. $E[\gamma^2(|U_k - U'_k|^2)] < C < \infty$ for all $k \in S_n$.

A4. There exists $\max\{\alpha_1, \alpha_2\} \leq \alpha_4 \leq (1 - \beta)/2$ such that

$$\sum_{\substack{k, k' \in S_n \\ k \neq k'}} \text{Corr}(E[\gamma(|U_k - U'_k|^2) | V_k], E[\gamma(|U_{k'} - U'_{k'}|^2) | V_{k'}]) = o\left(\frac{s_n^2}{(\log s_n)^{\frac{2\alpha_4}{\beta}}}\right) \text{ for } \mathbf{V} \in \{\mathbf{U}, \mathbf{U}'\}.$$

Assumption A3 is trivially satisfied if γ is a bounded function. If the underlying components are Gaussian and γ is an L -Lipschitz continuous function, then assumption A3 is satisfied as well (see Lemma 8 for details).

Let us take a look at assumption A4 now. Clearly, A4 is satisfied if the component variables are independently distributed. It continues to hold if an additional structure on the dependence of the components is assumed. For instance, if the components are m -dependent (Billingsley, 2008) for some fixed integer m , then the LHS of assumption A4 is bounded above by $m(2s_n - m - 1)$ and it holds as $n \rightarrow \infty$.

Lemma 10. *If A1', A3 and A4 are satisfied with $\alpha_3 < \alpha_4$, then $P[|\xi^\gamma(\mathbf{Z})| < n^{-\alpha}] \rightarrow 0$ as $n \rightarrow \infty$ for all $\alpha_3 \leq \alpha \leq \alpha_4$.*

Proof : Fix $\alpha_3 \leq \alpha \leq \alpha_4$. Recall that there exist $M_1 > 0, 0 < \beta < 1$ and $N \in \mathbb{N}$ such that $\log s_n \leq M_1 n^\beta$, i.e., $n^{-\alpha} \leq (M_1 / \log s_n)^{\frac{\alpha}{\beta}}$ for all $n \geq N$. Therefore,

$$\begin{aligned} P[|\xi^\gamma(\mathbf{Z})| < n^{-\alpha}] &\leq P\left[|\xi^\gamma(\mathbf{Z})| < \left(\frac{M_1}{\log s_n}\right)^{\frac{\alpha}{\beta}}\right] \\ &= \pi_1 P\left[|\xi^\gamma(\mathbf{X}_1)| < \left(\frac{M_1}{\log s_n}\right)^{\frac{\alpha}{\beta}}\right] + \pi_2 P\left[|\xi^\gamma(\mathbf{Y}_1)| < \left(\frac{M_1}{\log s_n}\right)^{\frac{\alpha}{\beta}}\right] \text{ for all } n \geq N. \end{aligned}$$

Further, we have

$$P\left[|\xi^\gamma(\mathbf{X}_1) - E[\xi^\gamma(\mathbf{X}_1)]| \geq \left(\frac{M_1}{\log s_n}\right)^{\frac{\alpha}{\beta}}\right]$$

$$\begin{aligned}
&\leq P \left[|\xi_1^\gamma(\mathbf{X}_1) - E[\xi_1^\gamma(\mathbf{X}_1)]| \geq \frac{1}{2} \left(\frac{M_1}{\log s_n} \right)^{\frac{\alpha}{\beta}} \right] + P \left[|\xi_2^\gamma(\mathbf{X}_1) - E[\xi_2^\gamma(\mathbf{X}_1)]| \geq \frac{1}{2} \left(\frac{M_1}{\log s_n} \right)^{\frac{\alpha}{\beta}} \right] \\
&\leq \frac{1}{4} \left(\frac{\log s_n}{M_1} \right)^{\frac{2\alpha}{\beta}} [Var[\xi_1^\gamma(\mathbf{X}_1)] + Var[\xi_2^\gamma(\mathbf{X}_1)]] \quad (\text{using Markov's inequality}). \quad (61)
\end{aligned}$$

Recall the definition of ξ_1^γ and ξ_2^γ stated in Section 5.1. Define $W(X_{1k}) = E[\gamma(|X_{1k} - X_{2k}|^2) | X_{1k}]$ for $k \in S_n$. Then, we have

$$\begin{aligned}
&(\log s_n)^{\frac{2\alpha}{\beta}} Var[\xi_1^\gamma(\mathbf{X}_1)] \\
&= (\log s_n)^{\frac{2\alpha}{\beta}} Var \left[\frac{1}{s_n} \sum_{k \in S_n} W(X_{1k}) \right] \\
&\leq \frac{(\log s_n)^{\frac{2\alpha}{\beta}}}{s_n^2} \left\{ \sum_{k \in S_n} E[\{W(X_{1k})\}^2] + \sum_{\substack{k, k' \in S_n \\ k \neq k'}} \text{Cov}(W(X_{1k}), W(X_{1k'})) \right\} \\
&\leq \frac{(\log s_n)^{\frac{2\alpha}{\beta}}}{s_n^2} \sum_{k \in S_n} E[\{W(X_{1k})\}^2] \\
&\quad + \frac{(\log s_n)^{\frac{2\alpha}{\beta}}}{s_n^2} \left\{ \sum_{\substack{k, k' \in S_n \\ k \neq k'}} \text{Corr}(W(X_{1k}), W(X_{1k'})) \sqrt{E[\{W(X_{1k})\}^2] E[\{W(X_{1k'})\}^2]} \right\} \\
&\leq \frac{(\log s_n)^{\frac{2\alpha}{\beta}}}{s_n} C + \frac{(\log s_n)^{\frac{2\alpha}{\beta}}}{s_n^2} C \left\{ \sum_{\substack{k, k' \in S_n \\ k \neq k'}} \text{Corr}(W(X_{1k}), W(X_{1k'})) \right\} \quad [\text{using A3}]. \quad (62)
\end{aligned}$$

The first term in the RHS of the above inequality is clearly $o(1)$ for all $\alpha > 0$ and $0 < \beta < 1$. The second term is also $o(1)$ due to assumption A4 since $\alpha \leq \alpha_4$. Hence, $(\log s_n)^{\frac{2\alpha}{\beta}} Var[\xi_1^\gamma(\mathbf{X}_1)] \rightarrow 0$ as $n \rightarrow \infty$.

Define $W'(X_{1k}) = E[\gamma(|Y_{1k} - X_{1k}|^2) | X_{1k}]$ for $k \in S_n$. Following similar arguments, we can show that

$$(\log s_n)^{\frac{2\alpha}{\beta}} Var \left[\sum_{k \in S_n} W'_k / s_n \right] = (\log s_n)^{\frac{2\alpha}{\beta}} Var[\xi_2^\gamma(\mathbf{X}_1)] \rightarrow 0 \text{ as } n \rightarrow \infty.$$

As a result, (61) implies that $P \left[|\xi^\gamma(\mathbf{X}_1) - E[\xi^\gamma(\mathbf{X}_1)]| \geq \left(\frac{M_1}{\log s_n} \right)^{\frac{\alpha}{\beta}} \right] \rightarrow 0$ as $n \rightarrow \infty$.

Now,

$$P \left[|\xi^\gamma(\mathbf{X}_1) - E[\xi^\gamma(\mathbf{X}_1)]| \geq \left(\frac{M_1}{\log s_n} \right)^{\frac{\alpha}{\beta}} \right] \geq P \left[\xi^\gamma(\mathbf{X}_1) \leq E[\xi^\gamma(\mathbf{X}_1)] - \left(\frac{M_1}{\log s_n} \right)^{\frac{\alpha}{\beta}} \right]$$

If assumption A1' is satisfied, then $E[\xi^\gamma(\mathbf{X}_1)] = \sum_{k \in S_n} \mathcal{E}_k/s_n \geq 2 \left(\frac{M_1}{\log s_n} \right)^{\frac{\alpha}{\beta}}$, i.e., $E[\xi^\gamma(\mathbf{X}_1)] - \left(\frac{M_1}{\log s_n} \right)^{\frac{\alpha}{\beta}} \geq \left(\frac{M_1}{\log s_n} \right)^{\frac{\alpha}{\beta}}$ for all $n \geq N$. Therefore,

$$\begin{aligned} P \left[|\xi^\gamma(\mathbf{X}_1) - E[\xi^\gamma(\mathbf{X}_1)]| \geq \left(\frac{M_1}{\log s_n} \right)^{\frac{\alpha}{\beta}} \right] &\geq P \left[\xi^\gamma(\mathbf{X}_1) \leq E[\xi^\gamma(\mathbf{X}_1)] - \left(\frac{M_1}{\log s_n} \right)^{\frac{\alpha}{\beta}} \right] \\ &\geq P \left[\xi^\gamma(\mathbf{X}_1) \leq \left(\frac{M_1}{\log s_n} \right)^{\frac{\alpha}{\beta}} \right] \\ &\geq P \left[|\xi^\gamma(\mathbf{X}_1)| \leq \left(\frac{M_1}{\log s_n} \right)^{\frac{\alpha}{\beta}} \right] \text{ for all } n \geq N. \end{aligned}$$

If assumptions A1', A3 and A4 are satisfied, then $P \left[|\xi^\gamma(\mathbf{X}_1)| \leq \left(\frac{M_1}{\log s_n} \right)^{\frac{\alpha}{\beta}} \right] \rightarrow 0$ as $n \rightarrow \infty$.

Arguments for proving $P \left[|\xi^\gamma(\mathbf{Y}_1)| \leq \left(\frac{M_1}{\log s_n} \right)^{\frac{\alpha}{\beta}} \right] \rightarrow 0$ as $n \rightarrow \infty$ are similar to those presented above. First, one needs to show that $P \left[|\xi^\gamma(\mathbf{Y}_1) - E[\xi^\gamma(\mathbf{Y}_1)]| \geq \left(\frac{M_1}{\log s_n} \right)^{\frac{\alpha}{\beta}} \right] \rightarrow 0$ as $n \rightarrow \infty$. If assumption A1' is satisfied, then $E[\xi^\gamma(\mathbf{Y}_1)] = - \sum_{k \in S_n} \mathcal{E}_k/s_n \leq -2 \left(\frac{M_1}{\log s_n} \right)^{\frac{\alpha}{\beta}}$, i.e., $E[\xi^\gamma(\mathbf{Y}_1)] - \left(\frac{M_1}{\log s_n} \right)^{\frac{\alpha}{\beta}} \geq \left(\frac{M_1}{\log s_n} \right)^{\frac{\alpha}{\beta}}$ for all $n \geq N$. Therefore,

$$\begin{aligned} P \left[|\xi^\gamma(\mathbf{Y}_1) - E[\xi^\gamma(\mathbf{Y}_1)]| \geq \left(\frac{M_1}{\log s_n} \right)^{\frac{\alpha}{\beta}} \right] &\geq P \left[\xi^\gamma(\mathbf{Y}_1) \leq E[\xi^\gamma(\mathbf{Y}_1)] - \left(\frac{M_1}{\log s_n} \right)^{\frac{\alpha}{\beta}} \right] \\ &\geq P \left[\xi^\gamma(\mathbf{Y}_1) \leq \left(\frac{M_1}{\log s_n} \right)^{\frac{\alpha}{\beta}} \right] \end{aligned}$$

$$\geq P \left[|\xi^\gamma(\mathbf{Y}_1)| \leq \left(\frac{M_1}{\log s_n} \right)^{\frac{\alpha}{\beta}} \right] \text{ for all } n \geq N.$$

If assumptions A1', A3 and A4 are satisfied, then $P \left[|\xi^\gamma(\mathbf{X}_1)| \leq \left(\frac{M_1}{\log s_n} \right)^{\frac{\alpha}{\beta}} \right] \rightarrow 0$ as $n \rightarrow \infty$. Hence, we have $P[|\xi^\gamma(\mathbf{Z})| < n^{-\alpha}] \rightarrow 0$ as $n \rightarrow \infty$. \square

Lemma 11. *If assumptions A1', A3 and A4 are satisfied, then $\Delta_0 \rightarrow 0$ as $n \rightarrow \infty$.*

Proof : Recall that Δ_0 is defined as

$$\Delta_0 = \pi_1 P[\xi_1^\gamma(\mathbf{X}_1) \geq \xi_2^\gamma(\mathbf{X}_1)] + \pi_2 P[\xi_1^\gamma(\mathbf{Y}_1) < \xi_2^\gamma(\mathbf{Y}_1)].$$

Observe that $E[\xi_2^\gamma(\mathbf{X}_1) - \xi_1^\gamma(\mathbf{X}_1)] = \sum_{k \in S_n} \mathcal{E}_k / s_n$. Since assumption A1' holds, $E[\xi_2^\gamma(\mathbf{X}_1) - \xi_1^\gamma(\mathbf{X}_1)] = \sum_{k \in S_n} \mathcal{E}_k / s_n > 2M_1(\log s_n)^{\frac{\alpha}{\beta}}$ for all $\alpha_3 \leq \alpha < (1 - \beta)/2$ and $n \geq N$. Therefore,

$$\begin{aligned} P[\xi_1^\gamma(\mathbf{X}_1) - \xi_2^\gamma(\mathbf{X}_1) \geq 0] &\leq P \left[\xi_1^\gamma(\mathbf{X}_1) - \xi_2^\gamma(\mathbf{X}_1) > -\frac{1}{s_n} \sum_{k \in S_n} \mathcal{E}_k + 2M_1(\log s_n)^{-\frac{\alpha}{\beta}} \right] \\ &\leq P \left[\xi_1^\gamma(\mathbf{X}_1) - \xi_2^\gamma(\mathbf{X}_1) + \frac{1}{s_n} \sum_{k \in S_n} \mathcal{E}_k > 2M_1(\log s_n)^{-\frac{\alpha}{\beta}} \right] \\ &\leq P \left[\left| \xi_1^\gamma(\mathbf{X}_1) - \xi_2^\gamma(\mathbf{X}_1) + \frac{1}{s_n} \sum_{k \in S_n} \mathcal{E}_k \right| > 2M_1(\log s_n)^{-\frac{\alpha}{\beta}} \right] \\ &= P \left[|\xi^\gamma(\mathbf{X}_1) - E[\xi^\gamma(\mathbf{X}_1)]| > 2M_1(\log s_n)^{-\frac{\alpha}{\beta}} \right] \text{ for all } n \geq N. \end{aligned} \tag{63}$$

We have already shown in the proof of Lemma 10 that if assumptions A3 and A4 are satisfied, then $P \left[|\xi^\gamma(\mathbf{X}_1) - E[\xi^\gamma(\mathbf{X}_1)]| > 2M_1(\log s_n)^{-\frac{\alpha}{\beta}} \right] \rightarrow 0$ for all $\alpha_3 \leq \alpha \leq \alpha_4$ as $n \rightarrow \infty$. Therefore, $P[\xi_1^\gamma(\mathbf{X}_1) - \xi_2^\gamma(\mathbf{X}_1) \geq 0] \rightarrow 0$ as $n \rightarrow \infty$. The argument for proving $P[\xi_1^\gamma(\mathbf{Y}_1) - \xi_2^\gamma(\mathbf{Y}_1) < 0] \rightarrow 0$ as $n \rightarrow \infty$ is similar, and we skip it.

Now, from the definition of Δ_0 , it can be concluded that $\Delta_0 \rightarrow 0$ as $n \rightarrow \infty$. \square

B. Algorithms for MarS and MixS

Algorithm 1 MarS

```
for  $k = 1 : d_n$  do
  compute the sample energy distance  $\hat{\mathcal{E}}_k$ ;
end for
sort in an increasing order  $\hat{\mathcal{E}}_{(1)} < \dots < \hat{\mathcal{E}}_{(d_n)}$ ;
for  $k = \lfloor d_n/2 \rfloor : (d_n - 1)$  do
  compute  $\hat{R}_k = \hat{\mathcal{E}}_{(k+1)} / \hat{\mathcal{E}}_{(k)}$ ;
end for
 $\hat{t}_n = \arg \max_{\lfloor d_n/2 \rfloor \leq k \leq (d_n - 1)} \hat{R}_k$ ;
 $\hat{S}_n = \{k : \hat{\mathcal{E}}_k \geq \hat{\mathcal{E}}_{(\hat{t}_n + 1)} \text{ for } 1 \leq k \leq d_n\}$ ;
return  $\hat{S}_n$ .
```

Algorithm 2 MixS

$\mathbf{Z}_i \in \mathcal{X}_n$ (the training sample) for $1 \leq i \leq n$;

if d_n is odd, **then**

generate $Z_i \stackrel{iid}{\sim} N(0, 1)$ for $1 \leq i \leq n$;

define $\mathbf{Z}'_i = (\mathbf{Z}_i^\top, Z_i)^\top$

$\tilde{d}_n = (d_n + 1)/2$;

else

$\mathbf{Z}'_i = \mathbf{Z}_i$ for $1 \leq i \leq n$;

$\tilde{d}_n = d_n/2$;

end if

define $\mathcal{X}'_n = \{\mathbf{Z}'_1, \dots, \mathbf{Z}'_n\}$;

for $i = 1 : \tilde{d}_n$ **do**

for $j = (i + 1) : \tilde{d}_n$ **do**

compute the sample energy distance $\hat{\mathcal{E}}_{\{i,j\}}$ based on \mathcal{X}'_n ;

end for

end for

define the constant $K = \max_{i,j} \hat{\mathcal{E}}_{\{i,j\}} + 1$;

define the matrix $W = K - \hat{\mathcal{E}}$;

$\hat{P}_n = \arg \min_{P \in \mathcal{P}} \mathcal{W}(P)$ (via the non-bipartite matching algorithm);

$\hat{\mathcal{E}}_k \equiv \hat{\mathcal{E}}_{\{i_k, j_k\}}$ are estimates of $\mathcal{E}_{\{i_k, j_k\}}$ for $\{i_k, j_k\} \in \hat{P}_n$ and $1 \leq k \leq \tilde{d}_n$;

sort in an increasing order $\hat{\mathcal{E}}_{(1)} < \dots < \hat{\mathcal{E}}_{(\tilde{d}_n)}$;

for $k = \lceil \tilde{d}_n/2 \rceil : (\tilde{d}_n - 1)$ **do**

compute $\hat{R}_k = \hat{\mathcal{E}}_{(k+1)}/\hat{\mathcal{E}}_{(k)}$;

end for

$\hat{t}_n = \arg \max_{\lceil \tilde{d}_n/2 \rceil \leq k \leq (\tilde{d}_n - 1)} \hat{R}_k$;

$\hat{S}_n^* = \{\{i_k, j_k\} : \hat{\mathcal{E}}_k \geq \hat{\mathcal{E}}_{(\hat{t}_n + 1)} \text{ for } 1 \leq k \leq \tilde{d}_n\}$;

define $\hat{s}_n^* = |\hat{S}_n^*|$ and $\hat{S}_n^* = \{\{i_1, j_1\}, \dots, \{i_{\hat{s}_n^*}, j_{\hat{s}_n^*}\}\}$;

initialize $\hat{S}_{1n} = \hat{S}_{2n} = \phi$ (the null set);

for $k = 1 : \hat{s}_n^*$ **do**

for $m = 1 : M$ **do**

let $\mathcal{X}'_{m,n}$ denote the bootstrapped random sample of size n from \mathcal{X}'_n ;

$\hat{\mathcal{E}}_{\{i_k\},m}$, $\hat{\mathcal{E}}_{\{j_k\},m}$ and $\hat{\mathcal{E}}_{\{i_k, j_k\},m}$ are the estimates of $\mathcal{E}_{\{i_k\}}$, $\mathcal{E}_{\{j_k\}}$ and $\mathcal{E}_{\{i_k, j_k\}}$ based on $\mathcal{X}'_{m,n}$, respectively;

end for

$$\hat{p}_{1k} = \frac{1}{M} \sum_{m=1}^M \mathbb{I}[\hat{\mathcal{E}}_{\{i_k\},m} \geq \hat{\mathcal{E}}_{\{i_k\}}], \quad \hat{p}_{2k} = \frac{1}{M} \sum_{m=1}^M \mathbb{I}[\hat{\mathcal{E}}_{\{j_k\},m} \geq \hat{\mathcal{E}}_{\{j_k\}}],$$

$$\hat{p}_{3k} = \frac{1}{M} \sum_{m=1}^M \mathbb{I}[\hat{\mathcal{E}}_{\{i_k\},m} + \hat{\mathcal{E}}_{\{j_k\},m} \geq \hat{\mathcal{E}}_{\{i_k\}} + \hat{\mathcal{E}}_{\{j_k\}}] \text{ and } \hat{p}_{4k} = \frac{1}{M} \sum_{m=1}^M \mathbb{I}[\hat{\mathcal{E}}_{\{i_k, j_k\},m} \geq \hat{\mathcal{E}}_{\{i_k, j_k\}}];$$

```
define  $\hat{p}_{0k} = \min\{\hat{p}_{1k}, \hat{p}_{2k}, \hat{p}_{3k}, \hat{p}_{4k}\}$ ;  
if  $\hat{p}_{1k} = \hat{p}_{0k}$  then  
   $\hat{S}_{1n} = \hat{S}_{1n} \cup \{i_k\}$ ;  
else if  $\hat{p}_{2k} = \hat{p}_{0k}$  then  
   $\hat{S}_{1n} = \hat{S}_{1n} \cup \{j_k\}$ ;  
else if  $\hat{p}_{3k} = \hat{p}_{0k}$  then  
   $\hat{S}_{1n} = \hat{S}_{1n} \cup \{i_k\} \cup \{j_k\}$ ;  
else  
   $\hat{S}_{2n} = \hat{S}_{2n} \cup \{i_k, j_k\}$ ;  
end if  
end for  
return  $\hat{S}_n$ .
```

C. Additional Material

C.1 Notations

Throughout this article, we have used the following definitions to present the mathematical results and in related discussions.

1. $a_n = o(b_n)$ implies that for every $\epsilon > 0$ there exists an $N \in \mathbb{N}$ such that $|a_n/b_n| < \epsilon$ for all $n \geq N$.
2. $a_n = O(b_n)$ implies that there exist $M > 0$ and $N \in \mathbb{N}$ such that $|a_n/b_n| < M$ for all $n \geq N$.
3. $X_n = o_P(a_n)$ implies that the sequence of random variables X_n/a_n converges to 0 in probability as $n \rightarrow \infty$.
4. $X_n = O_P(a_n)$ implies that the sequence of random variables X_n/a_n is stochastically bounded, i.e., for every $\epsilon > 0$ there exist a finite $M > 0$ and $N \in \mathbb{N}$ such that $P[|X_n/a_n| \geq M] < \epsilon$ for all $n \geq N$.

C.2 Assumption A1: The iid case

We consider a specific scenario to get a more clear interpretation of the two parts in Assumption A1. Suppose that the components of $\mathbf{X} \sim \mathbf{F}$ and $\mathbf{Y} \sim \mathbf{G}$ are iid with $X_k \sim F$, $Y_k \sim G$ for $k \in S_n$ and $X_k, Y_k \sim H$ for $k \in S_n^c$. Here, F, G and H are univariate absolutely continuous dfs satisfying $F \neq G \neq H$. Clearly, $\mathcal{E}_k = 0$ for $k \in S_n^c$, while $\mathcal{E}_k = \mathcal{E}_0 > 0$ (free of both k as well as n) for $k \in S_n$. This now implies that $\mathcal{E}_{(t_n+1)} = \mathcal{E}_0 > 0$ while $\max_{(t_n+1) \leq k \leq (d_n-1)} R_k = 1$. So, the two parts of assumption A1 simplify to $1/\mathcal{E}_0 = o(n^{\alpha_1})$ with $\alpha_1 > 0$, which holds trivially as $n \rightarrow \infty$. Further, if we allow the energy distances \mathcal{E}_k to depend on n , then assumptions A1.1 and A1.2 continue to hold under a restricted setting.

C.3 Varying choices of the γ function

We have considered three choices of γ , namely, $\gamma_1(t) = 1 - e^{-t}$, $\gamma_2(t) = \log(1 + t)$ and $\gamma_3(t) = \sqrt{t}$ for $t \geq 0$. Now, an obvious question that arises from Figures 4 and 5 is a comparative performance among these functions. The three functions have non-constant, completely monotone derivatives (see, e.g., Feller, 1971; Baringhaus and Franz, 2010) and they are monotonically increasing. The function γ_1 is clearly bounded, while the other two functions are unbounded. When dealing with heavy-tailed distributions in Examples 5 and 6, the advantage of using a bounded γ is clear. Further, there exists a $C > 0$ such that these functions satisfy the ordering $\gamma_1(t) < \gamma_2(t) < \gamma_3(t)$ for all $t > C$. This probably justifies the ordering in their performance for Examples 3 and 8. In general, performances of screening methods based on γ_1 and γ_2 are quite similar. Overall, we observe that the proposed screening methods for γ_2 outperform the other two choices. Further, note that ESP holds for γ_1 (recall Theorem 2). For Gaussian variates, ESP holds for γ_2 (an L -Lipschitz continuous function) as well (see Remark 1). However, we do not have any theoretical results related to ESP for γ_3 under Gaussianity.

Now, let us look into the relative performance in terms of misclassification rates (see Table 1). Example 1 (a *location* problem) involving light-tailed distributions, γ_3 performed quite well. Whenever the underlying distributions differ either in scales or shapes, the screening methods associated with γ_1 performed better than γ_3 . This phenomenon was also observed in Examples 4, 7 and 8. A similar phenomena has been noted by Baringhaus and Franz (2010) for location and scale/shape problems, where the authors were interested in multivariate non-parametric two-sample goodness of fit tests.

C.4 Number of features selected by MarS and MixS

Clearly, the number of features selected by MarS and MixS varies with the choice of γ .

Complete numerical result for the six real and benchmark data sets analyzed in Section 5.3

is presented below.

Table 3: Average number of component variables retained by MarS and MixS algorithms with associated standard errors (in italics) in the six real and benchmark data sets.

Data set	MarS			MixS		
	γ_1	γ_2	γ_3	γ_1	γ_2	γ_3
Madelon	3.310	3.310	3.310	8.333	8.389	7.778
	<i>0.148</i>	<i>0.148</i>	<i>0.148</i>	<i>1.016</i>	<i>1.013</i>	<i>1.128</i>
CorrAL	2.454	2.464	2.464	2.680	3.140	3.150
	<i>0.237</i>	<i>0.237</i>	<i>0.237</i>	<i>0.226</i>	<i>0.238</i>	<i>0.237</i>
Bittner	3.640	3.610	3.510	5.610	4.870	5.740
	<i>0.632</i>	<i>0.348</i>	<i>0.348</i>	<i>0.838</i>	<i>0.630</i>	<i>0.678</i>
Shipp	4.750	2.980	2.520	5.200	4.33	3.66
	<i>0.511</i>	<i>0.372</i>	<i>0.251</i>	<i>0.629</i>	<i>0.504</i>	<i>0.291</i>
GSE3726	2.650	2.640	1.010	2.850	2.740	1.030
	<i>0.296</i>	<i>0.301</i>	<i>0.011</i>	<i>0.315</i>	<i>0.356</i>	<i>0.017</i>
GSE967	19.850	3.720	6.140	28.700	4.680	5.220
	<i>1.919</i>	<i>0.578</i>	<i>0.526</i>	<i>2.722</i>	<i>0.552</i>	<i>0.689</i>