

End-to-End Rubbing Restoration Using Generative Adversarial Networks

Gongbo Sun
Beijing National Day School
Beijing, China

Zijie Zheng
Beijing National Day School
Beijing, China

Ming Zhang
Peking University
Beijing, China

Abstract

Rubbing restorations are significant for preserving world cultural history. In this paper, we propose the RubbingGAN model for restoring incomplete rubbing characters. Specifically, we collect characters from the Zhang Menglong Bei and build up the first rubbing restoration dataset. We design the first generative adversarial network for rubbing restoration.¹ Based on the dataset we collect, we apply the RubbingGAN to learn the Zhang Menglong Bei font style and restore the characters. The results of experiments show that RubbingGAN can repair both slightly and severely incomplete rubbing characters fast and effectively.

1. Introduction

Rubbings are ink-on-paper copies of engraved or cast inscriptions and designs on what are mostly cultural objects of metal, stone, and other firm substances [26]. The rubbing images are shown in Figure 1.



(a) Slight Incomplete Rubbing



(b) Severe incomplete Rubbing

Figure 1. Rubbing characters from ZhangMenglong Bei

¹The dataset and codes are available at <https://github.com/qingfengtommy/RubbingGAN>

The history of rubbings is about 1400 years and rubbings play an important role in providing supportive evidence and clues for cultural relics restoration. However, due to the weathering process in a long time, the characters left on the rubbings usually are incomplete, as shown in Figure 1b. Therefore, repairing rubbings is significant for both the Asian history preservation and the world culture inheritance. In traditional rubbings restoration, artists need to confirm the acidity first, and then based on the breakage level to determine corresponding methods. For instance, Li and his colleagues repair Xuan Mi Ta Bei by using a method called bracket mounting (tuo biao fa) [7]. However, the traditional rubbing restoration method requires a lot of efforts from artists, which is time consuming and impossible for large-scale artworks repairing.

In contrast to the traditional manual way of repairing cultural relics, the computer scientists have proposed a digital method called inpainting [15]. Digital inpainting is a way of reconstructing missing or damaged part in the digital images or videos, which can be divided into three categories: structural inpainting, textural inpainting, and combined structural and textural inpainting [1]. Even though the current inpainting methods can achieve delightful performance in repairing a number of relics such as images [6, 10, 36], they cannot be directly applied in rubbing restoration. There are two possible reasons: 1) the structure and texture of the Asian characters on the rubbings are complex and diverse. 2) some Asian characters are similar and there is a slight difference between them.

Another field relevant to rubbing restoration is the font style transfer problem. The font style transfer or the character font generation is a problem which developed from the image style transfer question. Recently, there are some dedicated works on Chinese fonts generation. The most representative work is zi2zi [30].

However, methods in traditional Chinese font style transfer cannot be applied in the rubbing restoration task directly. First, the main objective for rubbing restoration is to restore the incomplete characters, which indicates that we do not know which character needed to generate, and have

to recognize it firstly. Second, characters in the datasets used in Chinese font style transfer are usually digital designed characters or just the standard printed fonts, such as KaiTi_GB2312. The digital or printed font have already be processed elaborately during the designing period of font libraries. And it is relatively easy to transfer the style between two different domain of printed fonts due to the consistency and continuity of the font style. However, in the rubbing restoration question, the characters from the dataset are more aesthetic and unique. The difficulties of the rubbing restoration task include repairing the rubbing characters and recognizing the aesthetic and diverse font style in the rubbings. In other words, we must use the characters which come from the rubbings to realize the job of repairing the incomplete characters and preserving the correspond rubbing style.

In this paper, we propose a method named as Rubbing Generative Adversarial Network (RubbingGAN) that can restore the incomplete rubbing characters. Specifically, we collect the characters from a rubbing called Zhang Menglong Bei to the dataset. Zhang Menglong Bei has a very high artistic value in the field of calligraphy and has a number of incomplete characters to repair [8, 31]. Based on the dataset we collect, we apply the RubbingGAN to restore the characters.

In short, our main contributions are summarized as follows.

- We collect the first rubbing restoration dataset of a Chinese rubbing called Zhang Menglong Bei, including 337 complete characters as the training set, 75 complete characters as the testing set, and 34 incomplete characters as the restoration set.
- We design a RubbingGAN to synthesize the rubbing fonts and repair the incomplete characters based on the training set. As far as we know, it is the first machine learning model in restoring the Chinese rubbing.
- The experiments corroborate that the RubbingGAN can learn the rubbing fonts in Zhang Menglong Bei, and can repair both the slightly and severely incomplete characters.

2. Related works

For the Rubbing restoration problem, we find out that the recognition for the incomplete characters is not the most difficult task. The main difficulty in rubbing restoration is to preserve the aesthetic value of the artworks. Therefore, we mainly focus on artistic style transferring and we regard the rubbing restoration as the image-to-image translation problem. The related works of image-to-image translation are discussed in the below.

2.1. Generative Adversarial Networks

The generative adversarial networks is proposed by Ian J. Goodfellow and his colleagues in 2014 [13]. The main objective of the GAN is a min-max game. The generator try to deceive the discriminator by generating the high similarity pictures with the source datasets. On the other hand, the discriminator try to recognize the fake and real images. With the training, generator can generate high similarity images with the original input source. Based on the Ian J. Goodfellow's work, the M. Mirza and S. Osindero propose a method that directs the data generation by adding the label information into the model [23]. And the DCGAN first introduced a deep convolutional network to improve the image quality [24]. However, the GAN also has some problems. First, the GAN may encounters the mode collapses, which due to the unbalance ability between the generator and the discriminator. Second, the GAN can not converge easily in the training period. Therefore, there are some works try to solve these problems. For example, the researchers propose WGAN which using the Wasserstein distance to train the GAN model. And based on the WGAN [2], researchers propose the BEGAN model that aims to match auto-encoder loss distribution using a loss derived from the Wasserstein distance.

2.2. Image-to-Image translation

Image-to-image translation is a task of translating one possible representation of a scene into another, given sufficient training data [16]. The representative work of translation is a conditional GAN-based model called pix2pix. It performs image-to-image translation on paired data. It uses a "U-Net" [25] based architecture as its generator and uses a convolutional "PatchGAN" auto encoder decoder as its discriminator [19]. In our work, the generation of rubbing style characters can be regarded as a kind of image-to-image translation. The limitation of the pix2pix model is only supporting the paired datasets [16]. Therefore, the researchers propose the model such as CycleGAN that achieving the cross-domain style transfer [35]. However, the model like CycleGAN can not apply into the rubbing restoration task. Because the precondition of the CycleGAN is that we have the enough data from the different domain. However, this is impractical in the rubbing restoration task. Because there are huge amounts of artworks only have the characters around hundred level, which is not enough for training the CycleGAN model.

2.3. Character Fonts Generation

There are a plenty of relative works on neural style transfer or on the character generation. Although the works on the Chinese characters generation are fewer than the English characters, there are some pioneer researches in this field. It has been studied since the beginning of the digital age.

The problem can be formulated either as a personal hand-written characters generation problem [18], or an automatic printed font generation problem [21]. In the early study of glyph synthesis, researchers focused on the geometric modeling, which relied on the hierarchical representation of simple strokes [20, 29, 33–35]. They decompose the characters into a hierarchy of reusable components and then to compose the target character in the personalized style. In fact, these methods only focuses on the local characters’ features instead of the whole style, in other words, they are limited to particular glyph topology. With the development and popularity of deep neural networks, the topic of style transfer is frequently discussed. Researchers have designed new models which could add the artistic style to image content [3, 11, 12] successfully. And there are some works used the idea of neural style transfer to do the character generation problem [3, 4, 38]. This topic gradually evolves to image-to-image translation problem [17, 22, 28, 30]. The image-to-image translation problem focuses on converting objects from one domain to another domain. However, most existing methods require an impractical large-size dataset to train the network. For example, [22, 27, 30, 37] require 3000 paired characters which costs huge labor resources. In [32], researchers reduce the paired data number to 775 samples. However, this quantities still exceed the total number of the characters in most rubbings. And the dataset they adopt is either font-rendered character images or brush-written character images. Compared with these character images, the rubbing images are more irregular and incomplete. To the best of our knowledge, there is no available collection of rubbing dataset and there is no existing paper using rubbing dataset to conduct experiment.

3. Dataset

In this section, We first briefly introduce ZhangMenglong Bei from an artistic perspective. Then we describe the method for data collection and provide the basic information of our collected dataset.

3.1. A brief introduction of ZhangMenglong Bei

As we have mentioned above, the existed dataset of Chinese font style are usually generated by the computer, such as KaiTi_GB2312. Comparing with the traditional rubbing font style characters, these standard printed font style have a very short history and lack of the value for preserving traditional culture. In our task, we care about characters that written on rubbings in ancient ages. Along the history of Chinese calligraphy, there are a huge number of excellent art works that were created during different dynasties. The categories of traditional calligraphy can be divided into five main styles following the chronological order of appearance: Seal Script, Clerical Script, Cursive Script, Semi-Cursive Script and Standard Script (Kai Ti). Between the

adjacent two styles, there is a transition style that assimilates the previous core idea and guides the after font style development. The Wei Bei is a famous transitional calligraphy system linking the past and the future. Wei Bei calligraphy refers to the Chinese characters engraved on the tablet during the Wei, Jin, and the Northern and Southern Dynasties. Wei Bei calligraphy has a great influence on the formation of Standard Script in the Later Sui and Tang dynasties. That is to say, Wei Bei calligraphy can be regarded as a predecessor of Standard Script, which has with a high artistic, cultural and research value [9]. However, due to the long history, most Wei Bei tablets are usually seriously damaged. A number of characters in each Wei Bei are severely incomplete. Thus, it is necessary to design a method to learn the font style of Wei Bei and restore the incomplete characters. Zhang Menglong Bei is the most prestigious work in the Northern Wei Dynasty and receives high praises from famous calligraphers such as Kang Youwei, Yang Shoujin, Qi gong.

3.2. Dataset collection

ZhangMenglong Bei has various versions online, and the version we used to extract characters is from the website. We use python to write a web crawler that automatically downloading Zhang Menglong Bei, which is shown in Figure 2. Then, we can find that Zhang Menglong Bei consist of both the complete characters and the incomplete characters.



Figure 2. The images of ZhangMenglong Bei downloaded from the web.

To train the model, we first crop the complete characters. The cropping progress is achieved manually. The datasets is illustrated in Figure 3.

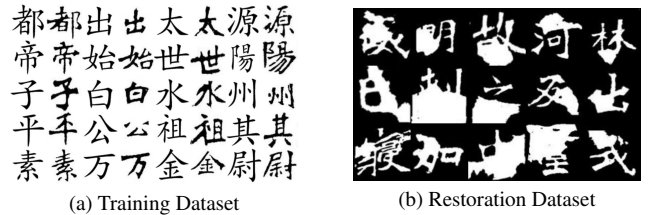


Figure 3. Dataset Overview

Since the characters we have cropped are clear, we label the ZhangMenglong style characters through using the same character in another font and joint it horizontally. The training dataset consists of 337 images and the size of the each pair data is 256×128 with 3 color channels. The validation dataset consists of 75 images and the image information is as same as the training dataset. In addition there is a reconstruction or restoration dataset, the total number of images in this dataset is 34. The size of images in this dataset is 128×128 .

In the training process, we crop the pair data first and get two images that the size are $128 \times 128 \times 3$ [standard font image and Zhang Menglong font image]. During the training period, we resize both the standard font characters and the Zhang Menglong font characters in pair data from the size of $128 \times 128 \times 3$ to $256 \times 256 \times 3$ by using bilinear interpolation. And we convert the image into correspond tensor. The input tensor size for Generator is $256 \times 256 \times 3$ and the output tensor size is $256 \times 256 \times 3$. For Discriminator1, we concatenate the standard image tensor with the Zhang Menglong font image tensor or with the generated image tensor to get the input tensor. The input tensor size for Discriminator1 is $256 \times 256 \times 6$. For Discriminator2, we input the real Zhang Menglong font tensor or the generated font tensor, which size are both $256 \times 256 \times 3$.

For the rest characters in ZhangMenglong Bei, they are slightly or severely damaged, as shown in Fig. 3b. We collect 34 characters and form a dataset to save these incomplete characters. Each character is exhibited as an image with 128×128 pixels. This dataset is named as the incomplete character dataset. We use the incomplete character dataset to corroborate the model can repair the characters and keep the ZhangMenglong Bei font style.

4. Proposed Method

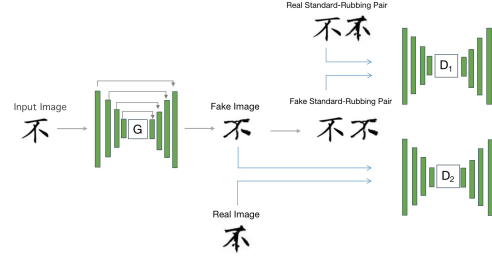
In this section, we will introduce the main architecture of the RubbingGAN in details. The objective of RubbingGAN is to learn a mapping from an original font style source to a specific rubbing font style. We denote the original font KaiTi_GB2312 as $\{X\}$, and the target ZhangMenglong Bei font the $\{Y\}$. The RubbingGAN is to learn a mapping $G : X \rightarrow Y$.

4.1. The Architecture of Rubbing GAN

We propose a framework for Rubbing characters restoration that transferred standard font image x into Zhang Menglong font y . Our framework is designed based on the pix2pix [16] and BEGAN [5]. The architecture of our model is shown in Figure 4.

The RubbingGAN includes one generator denoted by G and two discriminators, denoted by $D1$ and $D2$.

Figure 4. RubbingGAN architecture



Generator. From previous work [30] and [24], we adopt "U-Net" structure as our generator which adds skip connections between layers. The Generator structure is shown in Figure 5. In the rubbing restoration problem, the core problem is to learn the structure changes and the correspond textures. The "U-net" architecture provide high structure semantics with the low-level information.

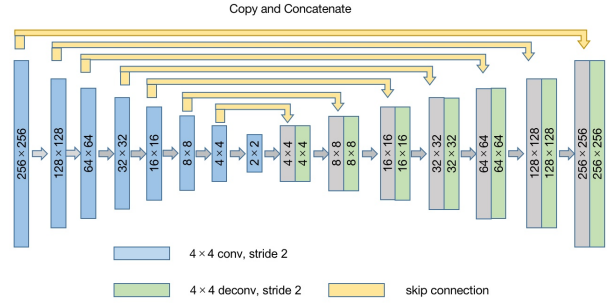


Figure 5. The architecture of U-net. The input size of the image is $256 \times 256 \times 3$, the output of the Generator is a Zhangfont style image with size of $256 \times 256 \times 3$

Discriminator1. We designed Discriminator1 based on the PatchGAN [19], which encourages GAN to focus both on the high-frequencies and low-frequencies structure features loss. Discriminator1 only penalizes structure at the scale of patches, which can be seen as a type of style/font loss as mentioned in pix2pix.

Discriminator2. The discriminator2 is an auto encoder-decoder architecture. We designed the structure of Discriminator2 in terms of the BEGAN literature [5]. The input size of the image for Discriminator2 is $256 \times 256 \times 3$, the output size of the Discriminator is also $256 \times 256 \times 3$. The structure of Discriminator2 is really easy, and plays a good effect in image generation. Another advantage of using Discriminator 2 is that in BEGAN researchers propose a method that measured the convergence, which solve the problem of dif-

faculty of training a traditional GAN. Therefore, we would like to use the Discriminator2 to improve generated images quality and also avoid the possibility of mode collapse. The architecture of Discriminator2 is shown in Figure 6.

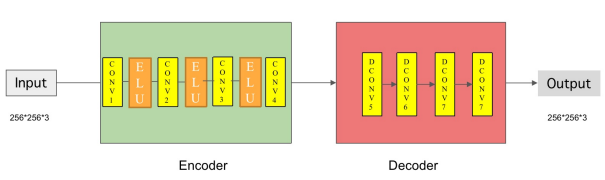
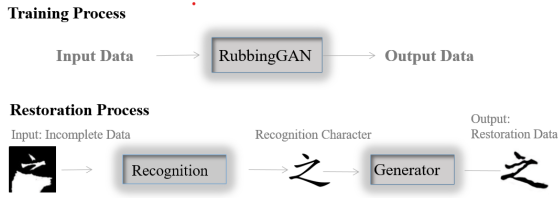


Figure 6. The architecture of Discriminator2.

The Figure 7 shows a whole procedure of our rubbing restoration, which recognized the characters first, and then generate the rubbing font characters.

Figure 7. The whole process of our Rubbing restoration



Losses Our model losses mainly consist of three parts: the adversarial losses from the traditional conditional GAN, the loss from the L1 distance distance, and the loss of the reconstruction. We use the conditional adversarial loss to generate the realistic image. The loss can be expressed as:

$$\mathcal{L}_{cGAN}(G, D_1) = \log D_1(x, y) + \log(1 - D_1(x, \hat{y})) \quad (1)$$

In order to improve the quality of the generated images, we add the L1 distance into the model. The L1 loss is expressed as:

$$\mathcal{L}_{L1}(G) = \mathbb{E}_{x,y}[||y - G(x)||] \quad (2)$$

In order to solve the problem of mode collapses, we use idea from the BEGAN to balance the ability of the generator and discriminator 2. We use an equilibrium term in RubbingGAN:

$$\mathbb{E}[\mathcal{L}(G(z))] = \gamma \mathbb{E}[\mathcal{L}(x)] \quad (3)$$

where the hype-parameter $\lambda \in [0, 1]$ is used to control the output diversity of the Generator. The $\mathcal{L}(\cdot)$ represents the reconstruction loss function for the auto-encoder. The loss

function for the generator and discriminator2 can be expressed as:

$$\begin{cases} \mathcal{L}_{D2} = \mathcal{L}(x) - k_t \cdot \mathcal{L}(G(x)) & \text{for } \theta_{D2} \\ \mathcal{L}_G = \mathcal{L}(G(x)) & \text{for } \theta_G \\ k_{t+1} = k_t + \lambda_k (\gamma \mathcal{L}(x) - \mathcal{L}(G(x_G))) & \text{for each training step} \end{cases}$$

To sum up, the objective of our model can be expressed as:

$$G^* = \underset{G}{\operatorname{argmin}} \max_{D_1, D_2} \mathcal{L}_{cGAN}(G, D_1) + \lambda \mathcal{L}_{L1}(G) + \mathcal{L}(G, D_2) \quad (4)$$

where D_1 represents the PatchGAN discriminator and the D_2 refers to the auto-encoder decoder discriminator.

5. Experiments

In this section, we discuss the training procedure and evaluate our model performance on the test dataset. Then, we estimate the font style learning accuracy for the characters based on different criteria. In addition, we investigate the restoration effect by using the criteria.

5.1. Training Process

Parameters and Optimization To optimize RubbingGAN networks, we refer to the steps in pix2pix and BEGAN. We train the Discriminator1 with the Generator alternately. We train the Discriminator1 with Generator first, and then train the Discriminator2 with Generator. The method we trained Discriminator1 and Generator is similar as mentioned in pix2pix. We train the network with the gradient descent step on D1 and then train the Generator with same method. We use the Adam Optimizer which designed from the SGD to train our Generator and D1. The learning rate we adopt is 0.0002, with the momentum parameters $\beta_1 = 0.5, \beta_2 = 0.999$. After training the D1 and Generator, we train the D2 and Generator. For the D2 and Generator, we use the same parameters between the D1 and Generator. We analysis the model loss and convergence quantitatively.

5.2. Evaluation

To evaluate the restoration effects, we first measure the font style transfer similarity by using two criteria. Then, we research the restoration effects on our incomplete characters dataset.

5.3. Font Style Similarity in Testing Set

In this part, we use the testing dataset to show that the RubbingGAN can learn the font style of ZhangMenglong Bei. We use the paired data to train the RubbingGAN. To evaluate the accuracy of the font style transfer, we adopt the a method called **Style Similarity Error**. The formula of

style similarity error is shown in (3). In detail, the evaluation is achieved based on the complete characters in Zhang Menglong font. We measure the difference between the generated Zhang font with the real Zhang font images. In mathematics, we represent generated font as X , the real font as Y . And X and Y are two metrics, which dimension are 256×256 . Our method for evaluation is to calculate square value of every pixel difference in one image.

$$\frac{1}{m} \sum_1^m (X_{i,j} - Y_{i,j})^2 \quad (5)$$

We use the testing dataset as input for the Generator and validate its performance on rubbing style transfer. The results are shown in Figure 8.

We use the formula mentioned in the previous section to calculate the similarity between the generated image and original Zhang font image. The result is shown in the Table 1.

Table 1. **RubbingGAN** results for Zhang fonts style transfer

Model	<i>pix2pix</i>	<i>RubbingGAN</i>	<i>zi2zi</i>
MSE	0.0006128	0.0005846	0.0005028

We find out that RubbingGAN model has a better performance than the *pix2pix* and a little behind of the *zi2zi* model.

We also use the FID index to evaluate our model performance. The FID is an index used for evaluating the generating images quality [14]. The result is shown in the Table 2.

Table 2. **RubbingGAN** results for Zhang fonts style transfer

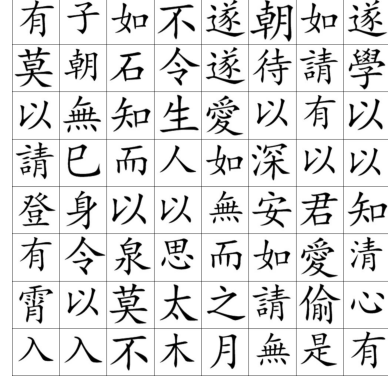
Model	<i>pix2pix</i>	<i>RubbingGAN</i>	<i>zi2zi</i>
FID	193.9463	172.6931	303.1108

We find out our model Rubbing has the best performance based on the FID index, which suggests our model has good ability in image generating task.

5.4. Slightly incomplete characters reconstruction

In this experiment, we test the performance on slightly incomplete characters. We first recognize the characters in the slightly incomplete characters dataset. Then, we input the correspond integrated character in standard font through the RubbingGAN and we get the Zhangfont style character. The results are shown in Figure 9.

We still use the method in experiment A to evaluate our results. However, due to the characters are incomplete, we can't get accuracy result quantitatively. However, we can still use the previous formula to consider this problem. If



(a) The original font image.



(b) The Zhang font image.



(c) The generated Zhang font image. The characters in first two lines are trained on 9800 iterations. The rest of characters is trained on 4000 iterations.

Figure 8. Rubbing style transfer result

the character are restored successfully, the correspond incomplete parts should be different with the original part. Based on this, we assume that if the difference of pixel value between the generated image the incomplete image bigger than 253, then we think this pixel should be the incomplete part and the value 253 is chose empirically. We calculate the difference between the an incomplete image with the correspond generated image. The results are shown in Figure 10.



Figure 9. The black background with the white character in the paired data is the original Zhang Menglong bei, which we regard as the little incomplete characters. The white background with the black character is the generated Zhang font characters. The generated characters are the outputs after trained the RubbingGAN on 4000 epochs.



Figure 10. To calculate the difference between the characters, we first reverse each pixel value for original incomplete image. Then if the two image pixel difference bigger than 253, we draw the colour to signal it.

5.5. Severe Incomplete Characters Reconstruction

In the previous experiments, we test the model performance on the style transfer, however, the effect of restorations still unknown. Therefore, we use the dataset to generate the Zhang’s font image. And we evaluate the restoration effect. The results are shown in Figure 11.



Figure 11. The Figure 11 image consists of paired data. The left character in the paired data is the original Zhang Menglong Bei, which we regard as the severe destruction characters. The right one is the generated Zhang font characters. The generated characters are the output after trained the RubbingGAN on 4000 epochs.

6. Conclusion

Repairing rubbings is significant for preserving Chinese history and for protecting traditional culture. In this paper, we propose a method named as Rubbing Generative Adversarial Network (RubbingGAN) that can restore the incomplete rubbing characters. Specifically, we collect the characters from a rubbing called Zhang Menglong Bei to the dataset. Based on the dataset we collect, we apply the RubbingGAN to learn the Zhang Menglong Bei font style and restore the characters. In the training process, we prove that our model can converge. The results of our experiment show that generator is good at generating rubbing font characters in the test set and repair both the slightly and severely incomplete characters.

References

- [1] <https://en.wikipedia.org/wiki/Inpainting>.
- [2] Martin Arjovsky, Soumith Chintala, and Léon Bottou. Wasserstein generative adversarial networks. In *International conference on machine learning*, pages 214–223. PMLR, 2017.
- [3] Gantugs Atarsaikhan, Brian Kenji Iwana, Atsushi Narusawa, Keiji Yanai, and Seiichi Uchida. Neural font style transfer. In *2017 14th IAPR international conference on document analysis and recognition (ICDAR)*, volume 5, pages 51–56. IEEE, 2017.
- [4] Samaneh Azadi, Matthew Fisher, Vladimir G Kim, Zhaowen Wang, Eli Shechtman, and Trevor Darrell. Multi-content gan for few-shot font style transfer. In *Proceedings of the IEEE conference on computer vision and pattern recognition*, pages 7564–7573, 2018.
- [5] David Berthelot, Thomas Schumm, and Luke Metz. Began: Boundary equilibrium generative adversarial networks. *arXiv preprint arXiv:1703.10717*, 2017.
- [6] Aurélie Bugeau and Marcelo Bertalmio. Combining texture synthesis and diffusion for image inpainting. In *VIS-APP 2009-Proceedings of the Fourth International Conference on Computer Vision Theory and Applications*, pages 26–33, 2009.
- [7] Li ChangHong. Traditional rubbing restoration techniques viewed from the restoration case of mystic pagoda monument. pages 104–105, 2020.
- [8] Zhao Chao and Victor Xiong. Stone inscriptions of the weijin nanbeichao period. *Early Medieval China*, 1994(1):84–96, 1994.
- [9] D.Chen. Saturared of powerful and incomparably graceful the study of zhang menglong tablet. 2019.
- [10] Omar Elharrouss, Noor Almaadeed, Somaya Al-Maadeed, and Younes Akbari. Image inpainting: A review. *Neural Processing Letters*, 51(2):2007–2028, 2020.

- [11] Leon A Gatys, Alexander S Ecker, and Matthias Bethge. A neural algorithm of artistic style. *arXiv preprint arXiv:1508.06576*, 2015.
- [12] Leon A Gatys, Alexander S Ecker, and Matthias Bethge. Image style transfer using convolutional neural networks. In *Proceedings of the IEEE conference on computer vision and pattern recognition*, pages 2414–2423, 2016.
- [13] Ian Goodfellow, Jean Pouget-Abadie, Mehdi Mirza, Bing Xu, David Warde-Farley, Sherjil Ozair, Aaron Courville, and Yoshua Bengio. Generative adversarial nets. *Advances in neural information processing systems*, 27, 2014.
- [14] Martin Heusel, Hubert Ramsauer, Thomas Unterthiner, Bernhard Nessler, and Sepp Hochreiter. Gans trained by a two time-scale update rule converge to a local nash equilibrium. *Advances in neural information processing systems*, 30, 2017.
- [15] Gaolong Hu and Ling Xiong. Criminisi-based sparse representation for image inpainting. In *2017 IEEE Third International Conference on Multimedia Big Data (BigMM)*, pages 389–393. IEEE, 2017.
- [16] Phillip Isola, Jun-Yan Zhu, Tinghui Zhou, and Alexei A Efros. Image-to-image translation with conditional adversarial networks. In *Proceedings of the IEEE conference on computer vision and pattern recognition*, pages 1125–1134, 2017.
- [17] Yue Jiang, Zhouhui Lian, Yingmin Tang, and Jianguo Xiao. Scfont: Structure-guided chinese font generation via deep stacked networks. In *Proceedings of the AAAI conference on artificial intelligence*, volume 33, pages 4015–4022, 2019.
- [18] Yutian Lei, Liguang Zhou, Tianjiao Pan, Huihuan Qian, and Zhenglong Sun. Learning and generation of personal handwriting style chinese font. In *2018 IEEE International Conference on Robotics and Biomimetics (ROBIO)*, pages 1909–1914. IEEE, 2018.
- [19] Chuan Li and Michael Wand. Precomputed real-time texture synthesis with markovian generative adversarial networks. In *European conference on computer vision*, pages 702–716. Springer, 2016.
- [20] Peng Liu, Songhua Xu, and Shujin Lin. Automatic generation of personalized chinese handwriting characters. In *2012 Fourth International Conference on Digital Home*, pages 109–116. IEEE, 2012.
- [21] Shao-Yi Lu and Tien-Ruey Hsiang. Generating chinese typographic and handwriting fonts from a small font sample set. In *2018 International Joint Conference on Neural Networks (IJCNN)*, pages 1–8. IEEE, 2018.
- [22] Pengyuan Lyu, Xiang Bai, Cong Yao, Zhen Zhu, Tengting Huang, and Wenyu Liu. Auto-encoder guided gan for chinese calligraphy synthesis. In *2017 14th IAPR International Conference on Document Analysis and Recognition (ICDAR)*, volume 1, pages 1095–1100. IEEE, 2017.
- [23] Mehdi Mirza and Simon Osindero. Conditional generative adversarial nets. *arXiv preprint arXiv:1411.1784*, 2014.
- [24] Alec Radford, Luke Metz, and Soumith Chintala. Unsupervised representation learning with deep convolutional generative adversarial networks. *arXiv preprint arXiv:1511.06434*, 2015.
- [25] Olaf Ronneberger, Philipp Fischer, and Thomas Brox. U-net: Convolutional networks for biomedical image segmentation. In *International Conference on Medical image computing and computer-assisted intervention*, pages 234–241. Springer, 2015.
- [26] Kenneth Starr. *Black Tigers: A Grammar of Chinese Rubbings*. University of Washington Press, 2017.
- [27] Danyang Sun, Tongzheng Ren, Chongxun Li, Hang Su, and Jun Zhu. Learning to write stylized chinese characters by reading a handful of examples. *arXiv preprint arXiv:1712.06424*, 2017.
- [28] Donghui Sun, Qing Zhang, and Jun Yang. Pyramid embedded generative adversarial network for automated font generation. In *2018 24th International Conference on Pattern Recognition (ICPR)*, pages 976–981. IEEE, 2018.
- [29] Rapee Suveeranont and Takeo Igarashi. Example-based automatic font generation. In *International Symposium on Smart Graphics*, pages 127–138. Springer, 2010.
- [30] Yuchen Tian. zi2zi: Master chinese calligraphy with conditional adversarial networks. <https://kaonashi-tyc.github.io/2017/04/06/zi2zi.html>, 2018.
- [31] Fei Wang. Of master hongyi’s last calligraphic work. 2014.
- [32] Chuan Wen, Yujie Pan, Jie Chang, Ya Zhang, Siheng Chen, Yanfeng Wang, Mei Han, and Qi Tian. Handwritten chinese font generation with collaborative stroke refinement. In *Proceedings of the IEEE/CVF Winter Conference on Applications of Computer Vision*, pages 3882–3891, 2021.
- [33] Songhua Xu, Tao Jin, Hao Jiang, and Francis CM Lau. Automatic generation of personal chinese handwriting by capturing the characteristics of personal handwriting. In *Twenty-First IAAI Conference*, 2009.
- [34] Songhua Xu, Francis CM Lau, William K Cheung, and Yunhe Pan. Automatic generation of artistic chinese calligraphy. *IEEE Intelligent Systems*, 20(3):32–39, 2005.
- [35] Songhua Xu, Francis CM Lau, William K Cheung, and Yunhe Pan. Automatic generation of artistic chinese calligraphy. *IEEE Intelligent Systems*, 20(3):32–39, 2005.
- [36] Chao Yang, Xin Lu, Zhe Lin, Eli Shechtman, Oliver Wang, and Hao Li. High-resolution image inpainting using multi-scale neural patch synthesis. In *Proceedings of the IEEE conference on computer vision and pattern recognition*, pages 6721–6729, 2017.
- [37] Yexun Zhang, Ya Zhang, and Wenbin Cai. Separating style and content for generalized style transfer. In *Proceedings of the IEEE conference on computer vision and pattern recognition*, pages 8447–8455, 2018.
- [38] Anna Zhu, Qiyang Zhang, Xiongbo Lu, and Shengwu Xiong. Character image synthesis based on selected content and referenced style embedding. In *2019 IEEE International Conference on Multimedia and Expo (ICME)*, pages 374–379. IEEE, 2019.