

Dynamic Matching Bandit For Two-Sided Online Markets

Yuantong Li

Department of Statistics and Data Science, University of California Los Angeles, CA 90025, yuantongli@ucla.edu

Chi-Hua Wang

Department of Statistics and Data Science, University of California Los Angeles, CA 90025, chi-huawang@ucla.edu

Guang Cheng

Department of Statistics and Data Science, University of California Los Angeles, CA 90025, sun244@purdue.edu

Will Wei Sun

Daniels School of Business, Purdue University, IN 47907, guangcheng@ucla.edu

Two-sided online matching platforms are employed in various markets. However, agents' preferences in the current market are usually implicit and unknown, thus needing to be learned from data. With the growing availability of dynamic side information involved in the decision process, modern online matching methodology demands the capability to track shifting preferences for agents based on contextual information. This motivates us to propose a novel framework for this dynamic online matching problem with contextual information, which allows for dynamic preferences in matching decisions. Existing works focus on online matching with static preferences, but this is insufficient: the two-sided preference changes as soon as one side's contextual information updates, resulting in non-static matching. In this paper, we propose a dynamic matching bandit algorithm to adapt to this problem. The key component of the proposed dynamic matching algorithm is an online estimation of the preference ranking with a statistical guarantee. Theoretically, we show that the proposed dynamic matching algorithm delivers an agent-optimal stable matching result with high probability. In particular, we prove a logarithmic regret upper bound $\mathcal{O}(\log(T))$ and construct a corresponding instance-dependent matching regret lower bound. In the experiments, we demonstrate that dynamic matching algorithm is robust to various preference schemes, dimensions of contexts, reward noise levels, and context variation levels, and its application to a job-seeking market further demonstrates the practical usage of the proposed method.

Key words: Dynamic matching, Contextual bandits, Online decision making, Regret analysis, Two-sided market

1 Introduction

Two-sided online matching platforms are utilized in various marketplaces, including college admissions (Gale and Shapley 1962, Roth 2008), ride-sharing (Lokhandwala and Cai 2018, Shi et al. 2023), medical doctor placement (Roth 1984), dating markets (Gusfield and Irving 1989, Knuth 1997, Zap et al. 2018), and job-seeking (Mine et al. 2013, Almalis et al. 2014, Gugnani and Misra

2020, Vafa et al. 2022). In modern job matching platforms, the two sides are represented by recruiters and job-seekers. The platform’s objective is to recommend job-seekers to recruiters to determine if these recommendations meet the companies’ talent demands. Recruiters provide a matching score for each recommended job-seeker, which the platforms use as feedback to enhance their recommendation mechanisms. However, optimizing this recommendation process is significantly complicated by two intrinsic factors: (1) *competing characteristic*—the supply of job seekers and demand from companies create competition within the market; (2) *dynamic and two-sided preferences*—preferences are not static and are two-sided, with recruiters and job-seekers each having their own criteria and preferences. Recruiters’ preferences vary based on the dynamic fitness of candidate profiles for current positions. Similarly, job-seekers have fixed preferences regarding potential employers, roles, locations, salaries, and other job-related aspects. These challenges significantly complicate the formulation of an effective dynamic matching problem. The platform must continuously adapt its algorithms and strategies to cater to the changing preferences and the competitive nature of the job market. This adaptation requires a sophisticated understanding of market dynamics and the ability to dynamically adjust recommendations based on online feedback and evolving preferences on both sides of the job market.

The two-sided preference structure has been recently studied in the literature as *static* but not *dynamic*. Liu et al. (2020) operates under the assumption of static preferences and a one-sided preference structure (the preference from job-seekers to companies is known), which proves impractical in settings with a high volume of job-seekers. In such environments, it becomes prohibitively expensive and time-consuming for recruiters to continually rank job-seekers due to dynamic preferences. Similarly, Li et al. (2023) assumes knowledge of a single-sided preference structure and provides an extensive study on *static* complementary preferences, overlooking the dynamic nature of job-matching, such as the changing talent pool. While these prior efforts advance the understanding of matching in static talent market environments and deliver efficient algorithm designs, challenges arise when engineers implement these algorithms in environments with *dynamic preferences*. For instance, as job-seekers regularly update their skills, experiences, and wage expectations, companies dynamically change their preferences over these job-seekers (Guo et al. 2016).

This concept of dynamic preference is illustrated in Figure 1. The scenario includes two companies (Company 1 and Company 2) and three job applicants (a_1, a_2, a_3). The profiles of these job applicants are depicted along two dimensions: capability level (represented on the x -axis) and character level (on the y -axis). The true preference parameters of Company 1 and Company 2 are denoted as $\{\theta_1, \theta_2\} \in \mathbb{R}^2$. The elements within θ_1 and θ_2 represent the respective companies’ preference magnitudes for the capability and character traits of the job applicants. It is assumed that all job applicants uniformly prefer Company 1 over Company 2. In this scenario, job applicant a_1 ’s

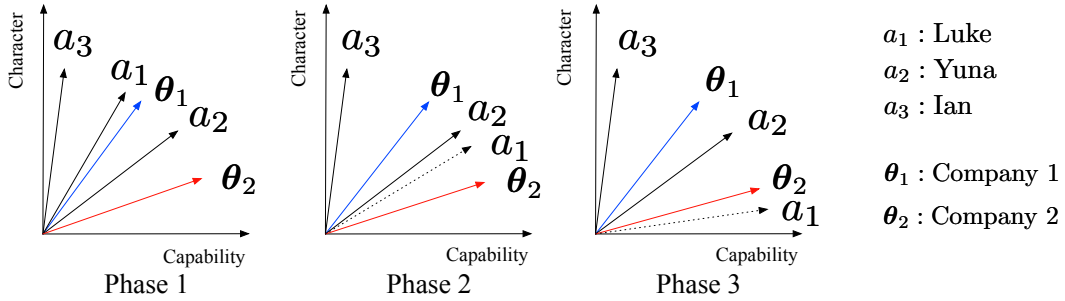


Figure 1 Arm a_1 's profile changes with an angular velocity, which results in different optimal matching results. Phase 1's optimal matching: (company 1, a_1), (company 2, a_2), Phase 2's optimal matching: (company 1, a_2), (company 1, a_1), and Phase 3's optimal matching: (company 1, a_2), (company 2, a_1).

profile transitions from Phase 1 to Phase 3, while the profiles of a_2 and a_3 remain unchanged. The preference of a company for a job applicant is determined by the fitness (inner product) $\langle \theta_i, x_a \rangle$, where x_a represents the profile of job applicant a for $a \in \{1, 2, 3\}$. The higher this fitness, the more preferable the job applicant is to the company. An interesting observation from this example is that as a_1 's profile updates, the company's preference for job applicants shifts, and correspondingly, the optimal matching changes. Such a dynamic nature of preferences and its impact on optimal matchings highlight the primary challenge in the dynamic online matching market.

The primary goal of the matching platform is to continuously pair companies with the most suitable job applicants, thereby optimizing the overall matching outcome. However, achieving this objective presents a significant challenge: platforms often struggle to accurately estimate companies' true preferences in an ever-changing pool of job applicants. Furthermore, the matching process is complicated by the concept of *noisy bandit feedback*. Specifically, a company only receives a noisy feedback—namely, a noisy observation of the level of satisfaction—from the job applicant with whom it is currently matched, while the counterfactual (other applicants not matched) outcomes remain unobserved (Lattimore and Szepesvári 2020). This interdependency implies that the feedback received at any given step not only reflects the outcome of the current match but also influences and shapes subsequent matching decisions. This interdependent nature of feedback and decision-making introduces an additional layer of complexity to the dynamic matching process, underscoring the need for adaptive algorithms capable of navigating these complexities effectively.

1.1 Major Contributions

In this study, we leverage a critical observation: the optimality of matching decisions in a dynamic environment depends on the sufficient exploration of two-sided preferences. This insight emerges from an elegant integration of online penalized regression with bandit learning strategies, which aims to achieve optimal matching decisions. This integration leads us to propose a novel two-sided matching algorithm in a dynamic environment. We quantify the uncertainties over learned

preference parameters to identify a sufficient exploration horizon that enables us to make optimal matching decisions. Consequently, a successful two-sided matching algorithm will yield optimal decisions once the sample size surpasses this sufficient exploration horizon.

We refer to our novel two-sided online matching algorithm as the dynamic matching algorithm (see Section 4). The dynamic matching algorithm offers three major advantages: it centralizes all matching decisions within the platform, addresses the continuously changing dynamics in preference learning, and produces optimal dynamic matching decisions. These attributes ensure the validity and robustness of our algorithm in practical two-sided matching scenarios. Theoretically, we establish an upper bound on agent regret and a corresponding theoretical lower bound in a two-agent and three-arms scenario to demonstrate the optimality of our algorithm. Experimentally, we evaluate the performance of dynamic matching algorithm using both synthetic and real datasets.

In summary, our work advances the algorithmic matching literature with the following three major methodological contributions:

1. Conceptually, we formulate the two-sided online matching problem as a Dynamic Matching Problem (DMP) (see Section 2). The DMP encapsulates the ever-changing nature of the talent pool in the job-matching market (see Figure 1) and highlights the intrinsic challenges associated with preference learning in dynamic recommendation environments.
2. Methodologically, we introduce a novel dynamic matching algorithm (see Section 4, Algorithm 1) that addresses the DMP through a bandit algorithm design. The dynamic matching algorithm initially estimates the dynamic preferences for agents (companies) using a penalized statistical estimation method to construct complete ranking lists over arms (job-seekers). After collecting these rankings, the platform employs the classic deferred-acceptance (DA) algorithm (Gale and Shapley 1962) to provide the matching object for all participants (agents and arms). The design of our multi-agent dynamic matching algorithm extends the single-agent bandit algorithm framework (Lattimore and Szepesvári 2020). Furthermore, we demonstrate that existing online matching bandit algorithms based on the Upper Confidence Bound (UCB) approach fail in the DMP context and suffer from a linear regret (see Figure 2), due to the non-shrinking upper confidence bounds for specific arms inherent in the dynamic matching problem’s characteristics. This phenomenon is further demonstrated through a simple simulation example (Section 3.1). Our algorithm circumvents this issue by employing a theoretically-guided optimal exploration sample size.
3. Empirically, we demonstrate that our algorithm exhibit robustness across diverse arm-to-agent preference uncertainties, in scenarios with rapid temporal changes, preference structures, contextual dimensions, and participant sizes in Section 7.1. Furthermore, dynamic matching algorithm also showcases its versatility and practical applicability in a dynamic and complex real-world job market, utilizing LinkedIn data, as discussed in Section 7.2.

In addition to the methodological contributions listed above, we also discuss our theoretical contributions in the following:

1. **Connection Between Statistical Learning and DMP.** In Claims 5.1 and 5.2 of Section 5, we show that a fully correct ranking or an unbiased estimation of the preference parameter are the sufficient conditions to achieve an agent-optimal matching. Our work is the first to elucidate the roles that build the bridge between the statistical learning method and the DMP. Additionally, we introduce a novel conceptualization of the DMP as essentially a dual-layered mixture of ranking and estimation challenges in Section 5.3.
2. **Stable Matching.** We prove the matching stability of the dynamic matching algorithm at each time step with high probability, as highlighted in Theorem 6.2. A key characteristic is that at any given moment, and with a complete ranking list available, no participant shows a willingness to deviate from the current recommended matching assigned by dynamic matching algorithm in favor of another participant. This aspect of matching stability is crucial in the dynamic matching problem, as it underscores the efficacy and robustness of the algorithm in maintaining satisfactory recommended matchings throughout the matching process.
3. **Regret Upper Bound.** We establish that the dynamic matching algorithm achieves a logarithmic expected cumulative regret over time T (Corollary 6.1). We show that the complexity of the dynamic matching problem is directly proportional to the job-seeker feature dimension, number of participants, and matching feedback noise level, and inversely proportional to the gap between different job-seekers. Achieving this regret upper bound presents considerable challenges due to the time-variant dynamic preferences, which makes our proof more complex compared to scenarios with fixed preferences between agents and arms over time (Liu et al. 2020). To navigate this regret upper bound, we employ novel non-asymptotic concentration results based on the online penalized regression (Li et al. 2021) to quantify the union-bound of probability of “invalid ranking” (Lemma 6.1).
4. **Instance-Dependent Regret Lower Bound.** We utilize a two-agent, three-arm example to explore the instance-dependent regret lower bound. Specifically, we decompose the instance-regret based on the correctness of other agents’ rankings and evaluate the probabilities of correct and incorrect ranking events (Section 6.4). By analyzing these events, we can assess the regret on a case-by-case basis and aggregate the regret lower bound across all six identified cases. This lower bound analysis indicates that the logarithmic regret bound achieved by our dynamic matching algorithm is tight.

1.2 Related Work

Our work advances the study of preference-based two-sided market matching, and bandit exploration policy design.

Matching in Two-Sided Markets. We first discuss the matching in discrete and continuous two-sided markets when the preference from both sides are known to the platform. Gale and Shapley (1962) studied the two-sided matching markets as a pioneer and proposed the deferred-acceptance algorithm (also known as the GS Algorithm), which achieved the stable matching. This algorithm (Roth 2008) has been widely used to match hospitals with residents (Roth 1986) and students with public schools (Atila et al. 2005, Abdulkadiroğlu et al. 2005) in New York City and Boston. They focused on discrete two-sided matching models without money transfer. Kojima et al. (2018), Nguyen and Vohra (2019), Aziz et al. (2021), Li et al. (2023) focused on the two-sided market with side constraint, e.g., different races should have the same admitting proportions in the college admission. However, these results assume that preferences from both sides are known to the platform, which is fundamentally different from our setting, where agents on the one side of the market’s preferences are *unknown* and need to be learned through historical interactions.

In practice, there usually exists a centralized platform helping agents to match with each other and one side preference is unknown. To tackle this problem in the bandit framework, researchers transform the matching objects into bandit notation and assume that one side of market participants can be represented as agents (preferences are unknown) and the other side participants of the market can be viewed as arms (preferences are known), and transform this problem into a bandit matching problem. Liu et al. (2020, 2021) stand out as pioneering works that delve into scenarios where agents must acquire their preferences through bandit techniques within both centralized and decentralized platforms. Jagadeesan et al. (2021) considers that both sides’ preferences are represented by utility functions over contexts where the matching is accompanied by monetary transfers. Their objective is different from ours which is defined with respect to the subset instability. Sankararaman et al. (2020), Sarkar (2021), Dai and Jordan (2021), Kong et al. (2022), Maheshwari et al. (2022), Li et al. (2023) considered the bandit matching problem in either centralized or decentralized markets. However, these works do not consider the arms’ dynamic contextual information and hence are not capable of tackling the dynamic matching problem. Muthirayan et al. (2023), Ghosh et al. (2024) explore the bandit matching model similar to DMP under the assumption of non-stationary mean matching scores, but with limited variability. Cen and Shah (2022) even considers the case when both users and providers do not know their true preferences a priori and incorporate costs and money transfers among agents to faithfully model the competition among agents and discuss the fairness in the matching. In addition, Min et al. (2022) considers the uncertain utility of matching two agents in the episodic reinforcement learning setting.

Research in operations, such as (Hu and Zhou 2015, Ma and Simchi-Levi 2020, Kalvit and Zeevi 2022, Shi 2022, Ma et al. 2023) examine online matching markets to optimize rewards and manage costs. Our approach differs significantly by considering two-sided preferences with one side

unknown, unlike their model which involves one-sided, observable preferences with a known or noisy reward matrix. Additionally, while their studies focus on uncertainties from the random future supply and demand affecting time-dependent rewards and costs, our model introduces randomness through noisy matching feedback.

Bandit Exploration Strategy. Bandit algorithms (Lattimore and Szepesvári 2020) and reinforcement learning (Sutton and Barto 2018) are modern strategies to solve sequential decision making problems. They have received attentions in business and scientific applications including dynamic pricing (Chen et al. 2022, Wang et al. 2023, Miao et al. 2023, Varma et al. 2023), online decision making (Yuan et al. 2021, Chen et al. 2021, Shi et al. 2022, Baek and Farias 2023, Shi et al. 2023), dynamic treatment regimes (Luckett et al. 2019, Qi et al. 2020), and revenue management (Aouad and Ma 2022, Cheung et al. 2022). Our work also utilizes bandit exploration strategy to handle the unknown preference. However, our work focuses on a fundamentally different dynamic matching problem in two-sided markets.

Notations. We denote $[N] = [1, 2, \dots, N]$. Define the capital $X \in \mathbb{R}^d$ be the d -dimensional random vector. Let $x \in \mathbb{R}^d$ represents a d -dimensional vector, $x^{(r)}$ represents the r -th element of vector x , and the bold $\mathbf{X} \in \mathbb{R}^{d \times d}$ represents a real valued matrix. Let $\mathbf{I}_d = \text{diag}(1, 1, \dots, 1) \in \mathbb{R}^{d \times d}$ represent a $d \times d$ diagonal identity matrix. Denote $\lceil x \rceil$ as the minimum integer greater than x . We denote T as the time horizon.

2 Dynamic Matching Problem

This section formulates the Dynamic Matching Problem (DMP).

2.1 Environment

We use matching of job applicants and companies as the running example throughout the paper. There are three primary roles in this environment: the organizer (recommendation platform), job applicants, and companies. The goal of the organizer is to recommend the optimal job applicant to companies within this dynamic, online, competitive environment. We begin by introducing three essential elements in the DMP.

(I) PARTICIPANTS. In this centralized platform, there are N companies (agents) denoted by $\mathcal{N} = \{p_1, p_2, \dots, p_N\}$, and K job applicants (arms) denoted by $\mathcal{K} = \{a_1, a_2, \dots, a_K\}$. We assume that the number of companies ($N = |\mathcal{N}|$) is fewer than the number of job applicants ($K = |\mathcal{K}|$).¹

(II) TWO-SIDED PREFERENCES. For DMP, there are two types of preferences: arms to agents' preferences, and agents to arms' preferences.

¹ Here we also allow job applicants joining and leaving. It is important to note that these job applicants are not static entities within this platform; their composition may vary over time.

Arms to agents' fixed and known preference $\pi : \mathcal{K} \mapsto \mathcal{N}$: We assume that there exist fixed preferences from job applicants to companies, and these preferences are known to the centralized platform. For instance, job applicants are typically required to submit their preferences for different companies via the platform. Let $\pi_{j,i} \in [N]$ represent the ranking for company p_i from the perspective of job applicant a_j , and $\pi_j = \{\pi_{j,1}, \dots, \pi_{j,N}\}$ denote the complete set of company rankings for arm a_j . Here, π_j is a permutation of $[N]$, and without loss of generality we assume that there are no ties in rankings. The shorthand notation $p_i >_j p_{i'}$ indicates that job applicant a_j prefers company p_i over company $p_{i'}$. This known arm-to-agent preference is a mild and common assumption in current online matching literature (Liu et al. 2020, 2021, Li et al. 2023).

Agents to arms' dynamic and unknown preference $r(t) : \mathcal{N} \mapsto \mathcal{K}, t \in [T]$. Preferences from companies to job applicants are dynamic and are unknown to the platform due to the large scale of K . Denote $r_{i,j}(t)$ as the ranking for the job applicant a_j from the perspective of company p_i and $r_i(t) = \{r_{i,1}(t), \dots, r_{i,K}(t)\}$ represents the ranking for all job applicants at time t which is a permutation of $[K]$. We again assume that there are no ties in rankings. The notation $r_{i,j}(t) < r_{i,j'}(t)$ indicates that company p_i prefers job applicant a_j over job applicant $a_{j'}$ at time t . Similarly, $a_j >_i^t a_{j'}$ means that at time t , company p_i prefers job applicant a_j over job applicant $a_{j'}$. The key distinction between the DMP and existing two-sided matching literature (Gale and Shapley 1962, Liu et al. 2020, 2021, Li et al. 2023) is that $\{r_i(t)\}_{i \in [N]}$ are both unknown and dynamic.

(III) STABLE MATCHING AND OPTIMAL MATCHING. We introduce several key concepts in the two-sided matching field (Roth 2008).

Definition 2.1 (Blocking) *A matching m is blocked by agent p_i if p_i prefers being single to being matched with $m(p_i)$, i.e. $p_i >_i m(p_i)$. A matching m is blocked by a pair of agent and arm (p_i, a_j) if they each prefer each other to the partner they receive at m , i.e. $a_j >_i m(p_i)$ and $p_i >_j m^{-1}(a_j)$.*

Definition 2.2 (Stable Matching) *A matching m is stable if it isn't blocked by any individual or pair of agent and arm applicant.*

Stable matching in a two-sided market ensures that no pair of agent and arm prefers another partner over their current match. This stability is crucial because it fosters efficiency and reduces costs, leading to more satisfied participants and a robust marketplace. (1) *Efficiency* is achieved as all participants are optimally matched, with no blocking pairs present, ensuring that no participant can improve their situation without disadvantaging others. (2) *Reduced transaction costs* arise because stable matching prevents the need for repeated re-negotiations, saving time, effort, and resources. Consequently, stability contributes to the smooth and efficient operation of matching markets, providing predictable and cost-effective outcomes for all involved.

To account for the potential non-uniqueness of stable matching, we introduce further definitions to delineate agent-optimal matching:

Definition 2.3 (Valid Match) *With true preferences from both sides, arm a_j is called a valid match of agent p_i if there exist a stable matching according to those rankings such that a_i and p_j are matched.*

Definition 2.4 (Agent-Optimal Match) *Arm a_j is an optimal match of agent p_i if it is the most preferred valid match.*

Given true preferences from both sides, the DA algorithm shown in Appendix B (Gale and Shapley 1962) provides a stable matching and is always optimal for members of the proposing side. We use $\bar{m}_t(i)$ to represent the *agent-optimal matching arm* for agent p_i and $\bar{m}_t = \{\bar{m}_t(1), \dots, \bar{m}_t(N)\}$ represent the agent-optimal matching from \mathcal{N} to \mathcal{K} at time t .

2.2 Matching Protocol

At time t , the platform recommends a job applicant a_j from \mathcal{K} for company p_i according to the current matching policy $m_t(\cdot)$. This recommendation is based on the contextual information $x_j(t) \in \mathbb{R}^d$ of the job applicant a_j , which may include demographics, geography, or capabilities, etc. In response, company p_i evaluates the recommended arm a_j by providing a *noisy matching score* $y_{i,j}(t)$ written as:

$$y_{i,j}(t) = \mu_{i,j}(t) + \epsilon_{i,j}(t), \forall i \in [N], j \in [K], t \in [T], \quad (1)$$

where $\mu_{i,j}(t) = \theta_{i,*}^\top x_j(t)$ represents the *true matching score*, $\epsilon_{i,j}(t)$ is a subgaussian noise (Assumption 6.1), and $\theta_{i,*} \in \mathbb{R}^d$ denotes the *true preference parameter* for company p_i , indicating preference priority across different contexts. Additionally, for company p_i , we define $\bar{\Delta}_{i,j}(t)$ as the *score gap* between the optimal matching arm $\bar{m}_t(i)$ and the currently recommended arm a_j at time t :

$$\bar{\Delta}_{i,j}(t) = \mu_{i,\bar{m}_t(i)}(t) - \mu_{i,j}(t). \quad (2)$$

In contrast to single-agent bandit problems, where the score gap is always positive, in our dynamic matching problem, this score gap can be positive, negative, or even zero. Detailed discussion of this gap can be found in Section 5.

REGRET. Based on model (1), we define the *agent-optimal regret* for p_i as

$$R_i(T) = \sum_{t=1}^T \mu_{i,\bar{m}_t(i)}(t) - \mu_{i,m_t(i)}(t). \quad (3)$$

This agent-optimal regret represents the difference between the capability of a policy $\mathbf{m}(i) \triangleq \{m_1(i), m_2(i), \dots, m_T(i)\}$ in hindsight and the agent-optimal stable matching oracle policy $\bar{\mathbf{m}}(i) \triangleq \{\bar{m}_1(i), \bar{m}_2(i), \dots, \bar{m}_T(i)\}$.

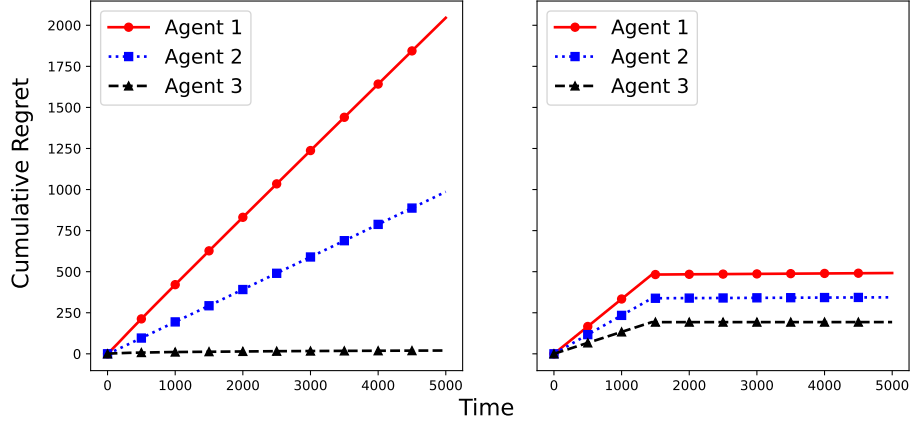


Figure 2 Left: UCB algorithm, Right: our algorithm. Incapable exploration of UCB method.

SOCIAL WELFARE GAP. We define social welfare gap as the sum of the absolute value of agent-optimal regret $R_i(T)$ across all agents,

$$\text{SOCIAL WELFARE GAP} = \sum_{i=1}^N |R_i(T)|.$$

It indicates the difference between the total optimal matching score that could have been achieved under ideal conditions and the actual outcome achieved under the current strategy. Since in DMP, social welfare gap is always non-negative and is easier to compare among different policies, which can be used to provide crucial insights into the efficiency of the matching process.

3 Challenges and Resolutions

The challenges of the DMP stem from the ever-changing contextual information of job-seekers, which lead to dynamic preferences. To accurately evaluate these dynamic preferences, the platform must learn from historical data, influenced by the policy it employs. An ideal matching algorithm should effectively balance the trade-off between exploring these contextual information and exploiting them to minimize the agent-optimal regret.

3.1 Pitfall: Incapable Exploration of UCB in DMP

Upper Confidence Bound (UCB) method (Lattimore and Szepesvári 2020) is a widely used exploration method used in existing online decision making tasks. In this subsection, we demonstrate why directly applying UCB to balance exploration—by adaptively shrinking the upper confidence bound to quickly find the optimal arm—and exploitation—by frequently pulling the optimal arm to minimize the agent-optimal regret—is infeasible in our dynamic matching problem. We show that centralized UCB suffers a *linear* agent-optimal regret in the following DMP example.

Let $\mathcal{N} = \{p_1, p_2, p_3\}$ and $\mathcal{K} = \{a_1, a_2, a_3\}$, with true preferences at time t given below:

$$\begin{array}{ll}
p_1 : a_1 > a_2 > a_3 & a_1 : p_2 > p_3 > p_1 \\
p_2 : a_2 > a_1 > a_3 & a_2 : p_1 > p_2 > p_3 \\
p_3 : a_3 > a_1 > a_2 & a_3 : p_3 > p_1 > p_2.
\end{array}$$

Based on the above preference design, the agent-optimal stable matching is (p_1, a_1) , (p_2, a_2) , (p_3, a_3) . However, if the platform wrongly estimates p_3 's preference as $a_1 > a_3 > a_2$ based on the UCB estimator, the output stable matching is (p_1, a_2) , (p_2, a_1) , (p_3, a_3) . As a result, p_1 and p_2 suffer positive regrets since their optimal matching arms are a_1 and a_2 . In this case, p_3 will never have the opportunity to correct its mistake $a_1 > a_3$, as it will never be matched with a_1 where arm a_1 has a higher upper confidence bound. *Therefore, the upper confidence bound for a_1 will never shrink, maintaining the preference $a_1 > a_3$.* Consequently, this leads to p_1 and p_2 experiencing linear regrets. We empirically demonstrate this phenomenon in Figure 2 and the detailed setting is available Section H.1 in the appendix.

However, as shown in Figure 2, our algorithm to be introduced in Section 4 can avoid this situation through a dedicated design to balance the exploration and exploitation. The advantage of our algorithm is that it can utilize the historical matching data to acquire a good estimate of θ_i^* and $r_i(t)$ with a high probability (Lemma 6.1).

Remark 3.1 *The above example illustrates that the mechanism to achieve the optimal matching within the DMP is fundamentally different from the single agent bandit problem since the best fitness (optimal) matching arm is not always the top-1 arm (with the highest matching score) for agent due to the competitive characteristics.*

Based on the previous finding, our goal is to design a matching policy $\{m_t(i)\}_{i=1, t=1}^{N, T}$ recommending arms for agents. It appears essential for our algorithm to (i) *learn* the true agent-specific preference parameter $\theta_{i,*}$ to uncover the underlying true preference model, and (ii) *design* an exploration strategy based on bandit matching feedback. This strategy efficiently explores potential matching pairs by extracting dynamic ranking information, thereby assisting the algorithm in minimizing agent-optimal matching. Specifically, we have the following two challenges.

3.2 Challenge 1: Dynamic Preference Learning

Learning companies' preferences given dynamic job applicants' profiles is challenging since there are numbers of possible matchings between companies and job applicants. Recovering true preference parameters from noisy matching scores requires modeling the relationship between companies and job applicants. We resolve this challenge by considering the parametric model (1) to capture the relationship between the matching score and job applicants' profiles. Therefore, the main task becomes estimating the underlying preference parameter by adaptively and sequentially conducting

Algorithm 1: Dynamic Matching Algorithm

- 1 Input: Time horizon T ; exploration loop h ; ridge parameters $\lambda_i, \forall i \in [N]$; preference $\pi_j, \forall j \in [K]$.
 - 2 Learning Step: Get all companies' estimated true parameters: $(\hat{\theta}_1(h), \dots, \hat{\theta}_N(h)) = \text{Learning}(\mathcal{N}, \mathcal{K}, \pi_{j \in [K]}, \lambda_{i \in [N]}, h)$ from Algorithm 2.
 - 3 Exploitation Step: Get the matching result: $\text{Exploitation}(T, \mathcal{N}, \mathcal{K}, \pi_{j \in [K]}, \hat{\theta}_{i \in [N]}(h))$ from Algorithm 3.
-

matching experiments to have a good statistical property of these estimators. Such an estimate is important for inferring a true preference scheme and informing future matching decisions.

3.3 Challenge 2: Bandit Feedback

The platform also needs to balance the exploration (collecting enough job applicants' profiles and companies' matching information) to estimate companies' true preference parameters and the exploitation (providing the optimal matching for companies) tradeoff at each matching time point. Compared to the single-agent bandit problem, the multi-agent competing matching problem is more challenging since the platform needs to handle the multi-agent exploration and exploitation simultaneously. We resolve this challenge by using a new dynamic matching algorithm to balance the multi-agent exploration-exploitation trade-off.

4 Dynamic Matching Algorithm

In this section, we propose the dynamic matching algorithm to learn all agents' preference parameters $\{\theta_{i,*}\}_{i=1}^N$ and to minimize agent-optimal regret $R_i(T)$. The dynamic matching algorithm functions as an online statistical estimation method, which achieves optimal matching at most of time. This characteristic underscores the algorithm's efficacy in balancing the trade-offs between estimation accuracy and sample efficiency within dynamic matching problem.

Dynamic matching algorithm includes two major steps, the *learning step*, and the *exploitation step*. In the learning step, the platform recommends a_j to p_i randomly. After the learning step ends, platform estimates agents' preference parameters $\{\theta_{i,*}\}_{i=1}^N$, constructs estimated preference ranking $\{\hat{r}_i(t)\}_{i=1}^N$, and collects arms preference $\{\pi_j\}_{j=1}^K$ in Stage 2 of Figure 3. Then the platform operates the DA algorithm 4 in the appendix with previous estimated preference ranking in Stage 3 of Figure 3 to recommend arms to agents in Stage 4 of Figure 3. Finally, agents provide matching score $\{y_{i,j}(t)\}_{i=1,j=1}^{N,K}$ to the platform in Stage 5 of Figure 3. The detailed dynamic matching algorithm is summarized in Algorithm 1. Below we discuss these two major steps in details.

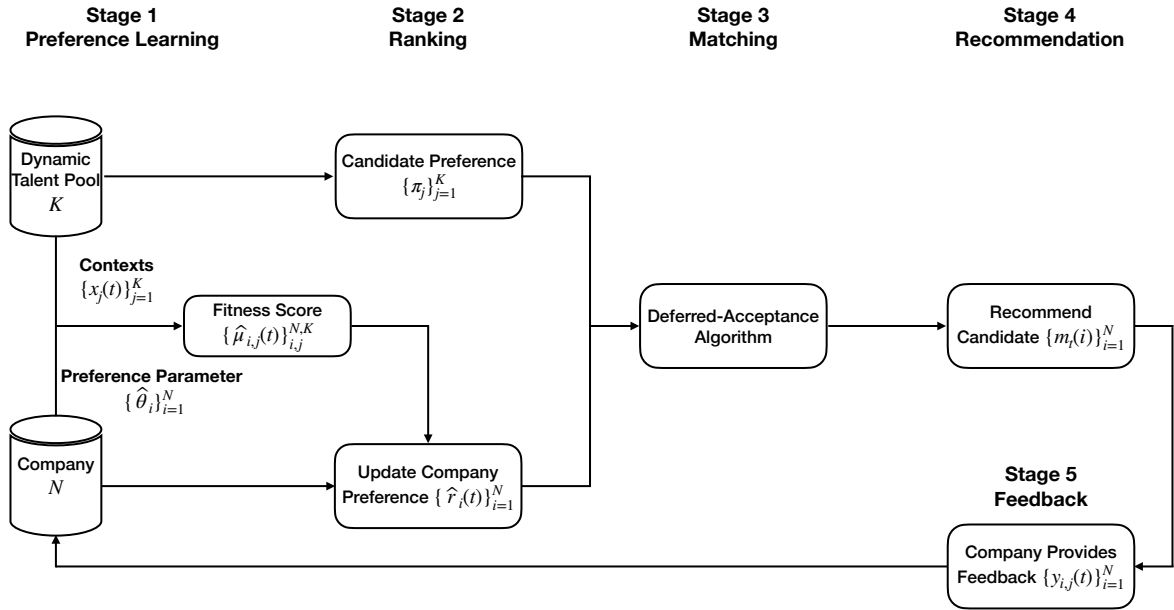


Figure 3 A generic design of dynamic matching platform.

4.1 Learning Step

Let h denote the learning length of dynamic matching algorithm. The key challenge is to find a sufficient learning length, which is a lower bound on h such that the resulting algorithm secures a sub-linear regret. Determine the lower bound of h is a challenging task due to many factors in DMP. We overcome this challenge by utilizing concentration results of the online ridge regression (Li et al. 2021) to control probability of invalid ranking such that the agent will enjoy valid ranking with high probability. The theoretical choice of h is provided in Corollary 6.1 in Section 6.

After h rounds, the platform collects the historical matching data $\mathbb{D}_i(h) = \{\mathbf{X}_i(h), \mathbf{y}_i(h)\}_{i=1}^N$, where $\mathbf{X}_i(t) = [x_i(1), x_i(2), \dots, x_i(t)]^\top \in \mathbb{R}^{t \times d}$ denotes p_i 's historical matched arms' profiles and $\mathbf{y}_i(t) = [y_i(1), y_i(2), \dots, y_i(t)]^\top \in \mathbb{R}^t$ represents p_i 's historical noisy matching scores. With data $\mathbb{D}_i(h)$, the platform estimates $\{\theta_{i,*}\}_{i=1}^N$ through minimizing the mean square error with an l_2 penalty. Specifically, the objective function is

$$\min_{\theta_i \in \mathbb{R}^d} \|\mathbf{y}_i(h) - \mathbf{X}_i(h)\theta_i\|_2^2 + \lambda_i \|\theta_i\|_2^2, \quad \forall i \in [N], \quad (4)$$

where $\lambda_i > 0$ is the penalty parameter. The corresponding *online ridge estimator* for company p_i is

$$\hat{\theta}_i(h) = (\mathbf{X}_i(h)^\top \mathbf{X}_i(h) + \lambda_i \mathbf{I}_d)^{-1} \mathbf{X}_i(h)^\top \mathbf{y}_i(h), \quad \forall i \in [N]. \quad (5)$$

The learning step is available in Algorithm 2. From lines 3-7, the platform sequentially updates the collected contextual information $\Sigma_i(t)$ and matching scores' information $\mathbf{S}_i(t)$. In the end, dynamic matching algorithm obtains the estimated preference parameter $\{\hat{\theta}_i(h)\}_{i=1}^N$.

Algorithm 2: Learning Step

```

1 Input: Number of companies  $N$ ; number of job applicants  $K$ ; preference  $\pi_j, \forall j \in [K]$ ; ridge
   parameters  $\lambda_i, \forall i \in [N]$ ; learning length  $h$ .
2 Initialization:  $\Sigma_i(0) = \lambda_i \mathbf{I}_d, \mathbf{S}_i(0) = \mathbf{0}_d, \hat{\theta}_i(0) = \mathbf{0}_d$ , for  $\forall i \in [N]$ .
3 for  $t \in \{1, \dots, h\}$  do
4   | for  $i \in \{1, \dots, N\}$  do
5   |   | MATCH ARM: Recommend job applicant  $m_t(i)$  to company  $p_i$ .
6   |   | COLLECT RESPONSE: Receive matching score  $y_i(t)$  from company  $p_i$ .
7   |   | UPDATE INFORMATION: Update the collected information for company  $p_i$ .
   |   |    $\Sigma_i(t) = \Sigma_i(t-1) + x_{m_t(i)}(t)x_{m_t(i)}(t)^\top, \mathbf{S}_i(t) = \mathbf{S}_i(t-1) + x_{m_t(i)}(t)y_i(t)$ .
8   |   end
9   end
10 for  $i \in \{1, \dots, N\}$  do
11 | ESTIMATE PARAMETERS: Estimate preference parameter  $\hat{\theta}_i(h) = \Sigma_i^{-1}(t)\mathbf{S}_i(t)$ .
12 end

```

4.2 Exploitation Step

In the Exploitation Step (Algorithm 3), given the estimated preference parameter $\hat{\theta}_i(h)$ from the learning step, platform constructs the estimated preference rankings $\{\hat{r}_t(i)\}_{i=1}^N$ as follows. At $t = h + 1$, the platform estimates all arms' matching score for agent p_i as

$$\hat{\mu}_{i,j}(t) = \langle \hat{\theta}_i(h), x_j(t) \rangle, \quad \forall i \in [N], j \in [K]. \quad (6)$$

According to these estimated matching scores $\hat{\mu}_{i,j}(t)$, the platform ranks all arms in descending order. Denote the ranking list as $\hat{r}_{i,[K]}(t) = \{\hat{r}_{i,1}(t), \dots, \hat{r}_{i,K}(t)\}$ for agent p_i . The platform then collects the estimated preferences of agents towards arms, $\{\hat{r}_{i,[K]}(t)\}_{i=1}^N$, along with the arms' true preferences towards agents, $\{\pi_j\}_{j=1}^K$, which are assumed to be known in the DMP (see Section 2.1). Following this, the platform executes the DA algorithm. Subsequently, the platform recommends job applicants $\{m_t(i)\}_{i=1}^N$ to each agent. In response, the companies provide their matching scores $\{y_i(t)\}_{i=1}^N$ to the platform, as illustrated in Stage 5 of Figure 3.

Remark 4.1 (Doubling Trick for Unknown T for Dynamic Matching Algorithm) *If T is unknown, the platform can employ the doubling trick (Auer et al. 1995, Besson and Kaufmann*

Algorithm 3: Exploitation Step

```

1 Input: Time horizon  $T$ ; number of companies  $N$ ; number of job applicants  $K$ ; estimated
   true parameters  $\hat{\theta}_i(h), \forall i \in [N]$ ; preference  $\pi_j, \forall j \in [K]$ .
2 for  $t \geq h + 1$  do
3   for  $i \in \{1, \dots, N\}$  do
4     RANK CANDIDATES: Estimate scores  $\hat{\mu}_{i,j}(t) = \hat{\theta}_i(h)^\top x_j(t), \forall j \in [K]$ . Rank all
       job applicants in descending order by  $\{\hat{\mu}_{i,j}(t)\}_{j=1}^K$  and get the preference ranking
       list  $\hat{r}_{i,[K]}(t)$ .
5   end
6   MATCH: With two-sided preferences  $\{\hat{r}_{i,[K]}(t)\}_{i=1}^N$  and  $\{\pi_j\}_{j=1}^K$ , platform computes stable
       matching  $m_t$  via DA Algorithm 4.
7   RECEIVE RESPONSE: Company  $\mathcal{N}$  provide their matching score  $\{y_i(t)\}_{i=1}^N$ .
8 end

```

2018). This approach involves initially setting a small T , and if more decisions are required beyond this horizon, the platform restarts the algorithm with a doubled horizon $T := 2T$ and restart the learning step followed by the exploitation step, which suffers the same order regret upper bound as the dynamic matching algorithm with known T .

Remark 4.2 (Computational Complexity) *The computational costs for dynamic matching algorithm consists of the learning step and the exploitation step. The learning step has an one-time estimation with cost $\mathcal{O}(d^3)$ and matching cost $\mathcal{O}(NK)$. At each exploitation step, it has the ranking cost $\mathcal{O}(K \log K)$ and matching cost $\mathcal{O}(NK)$. So the total computational cost for T steps' DMP is $\mathcal{O}((T - h)(K \log K + NK) + d^3 + NK)$. If T is large, d is small and $N \geq \log K$, the computational cost for DMP is $\mathcal{O}(TNK)$.*

Remark 4.3 (Comparison with ϵ -greedy Algorithm) *The strategy of a learning step followed by an exploitation step is a typical approach in bandit learning (Lattimore and Szepesvári 2020), particularly when historical data is available. This method is widely used in applications such as website optimization (Garivier et al. 2016) and dynamic pricing (Fan et al. 2024). It shares a similar exploration-exploitation tradeoff with the ϵ -greedy algorithm (Auer et al. 2002), but differs in the timing of exploration. Specifically, our approach conducts explorations initially, while ϵ -greedy employs a randomized strategy with gradually reduced exploration over time. In our real data study, we compare the ϵ -greedy method and our dynamic matching algorithm in Section 7.2.*

5 Connection Between Statistical Learning and DMP

In this section, we mainly focus on the underlying relationship between the statistical learning and the dynamic matching problem. First in Section 5.1, we explore two types of measure to characterize

the correctness of ranking — *correct ranking* and *valid ranking* — that lead to optimal matching. In Section 5.2, we show that both unbiased and biased estimations can achieve the optimal matching, and later we provide the motivation of our algorithm’s design based on these findings. Finally, in Section 5.3, we discuss the foundational terms determining the complexity of the DMP. Ensuring

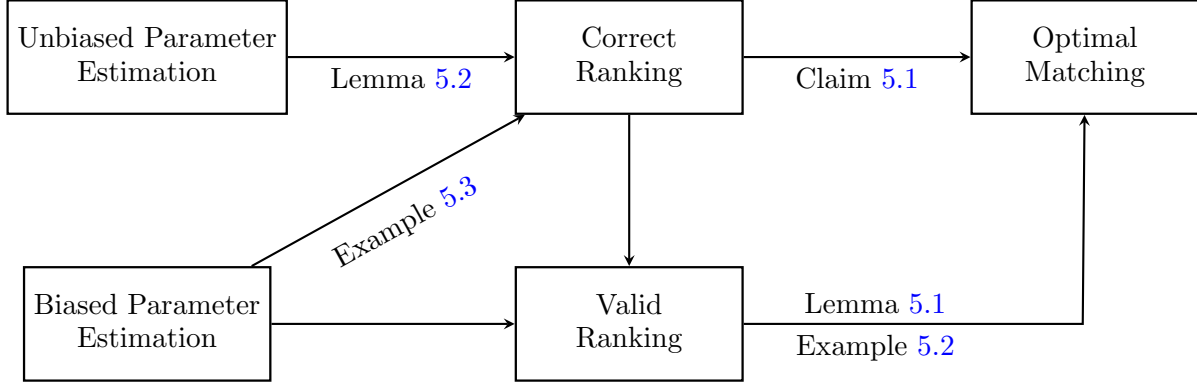


Figure 4 Flow of sufficient conditions for optimal matching.

all agents achieve the best matching outcome via the DA algorithm heavily relies on generating accurate ranking lists. Yet, operating within an online matching setup introduces the chance of producing partly accurate rankings due to limited data. These inaccuracies can profoundly affect matching results, leading to suboptimal outcomes for agents.

In the following part, we demonstrate that the key quantity for assessing the accuracy of ranking lists in the context of DMP is not merely the number of correctly ranked positions but rather the concept of a *valid ranking*, which is a more precise and comprehensive measure that directly influences the ability to achieve optimal matching outcomes.

5.1 Correct Ranking and Valid Ranking

In the toy example provided below, we illustrate an intriguing scenario where achieving the optimal matching result is possible even when there are no correct ranking positions.

Example 5.1 Suppose the platform provides correct rankings for all agents except p_i , and assume the optimal matching arm for p_i is at rank j . All ranks from 1 to $j - 2$ are permuted (i.e., $\hat{r}_{i,k} \neq r_{i,k}$ and $\hat{r}_{i,k} \in \{1, 2, \dots, j - 2\}$ for all $k \in [j - 2]$). Similarly, all ranks from $j + 1$ to K are permuted ($\hat{r}_{i,k} \neq r_{i,k}$ and $\hat{r}_{i,k} \in \{j + 1, j + 2, \dots, K\}$ for all $k \in [j + 1, K]$). Additionally, the platform swaps the arm at rank $j - 1$ with the arm at rank j (the optimal matching arm). Despite this arrangement, agent p_i can still achieve an optimal match. This is because all arms ranked before $j - 1$ will be rejected based on the preferences from the other side (arm side), as per the DA algorithm, even when the positions of the arm at rank $j - 1$ and the optimal matching arm at rank j are switched.

The above example illustrates that the number of correct rankings is not the prime key determinant in achieving optimal matching. We provide the following claim to summarize.

Claim 5.1 *Correct ranking is a sufficient but not necessary condition for the optimal matching.*

Building on the above insight, we propose that the relative position of a wrongly ranked arm to the optimal arm is crucial in determining the achievement of optimal matching. Consequently, we introduce the term valid ranking to quantify this concept. To better present the concept of valid ranking, we first classify arms based on its relative position over the optimal arm.

Definition 5.1 (Types of Arms) *Arms can be classified into two types.*

- *Sub-optimal matching arms set: $\mathcal{K}_{i,\text{sub}}(t) = \{a_j | \bar{\Delta}_{i,j}(t) > 0, j \in [K]\}$, which is similar to the definition in the single-agent bandit problem;*
- *Super-optimal matching arms set: $\mathcal{K}_{i,\text{sup}}(t) = \{a_j | \bar{\Delta}_{i,j}(t) < 0, j \in [K]\}$, which is a unique definition for the dynamic matching problem.*

Here the score gap $\bar{\Delta}_{i,j}(t) = \mu_{i,\bar{m}_t(i)}(t) - \mu_{i,j}(t)$ is defined in Eq. (2).

Definition 5.2 (Valid and Invalid Ranking) *Ranking $\hat{r}_{i,[K]}(t)$ is valid when, if an arm a_j from the super-optimal matching arms set is ranked lower than the optimal matching arm $\bar{m}_t(i)$ (i.e., $\hat{r}_{i,j}(t) > \hat{r}_{i,\bar{m}_t(i)}(t)$), then it must follow that the score $\mu_{i,j}(t) > \mu_{i,\bar{m}_t(i)}(t)$. Conversely, if an agent ranks arms from the sub-optimal matching arms set higher than the agent-optimal arm, then it is considered invalid.*

Valid ranking necessitates that the arms from the sub-optimal group $\mathcal{K}_{i,\text{sub}}(t)$ are not ranked higher than the optimal arms $a_{\bar{m}_t(i)}$ for agent p_i at time t , rather than requiring fully correct ranking. This perspective contrasts with focusing solely on the number of correct rankings. We conclude that if agent p_i maintains a valid ranking and all other agents also possess valid rankings, then all agents can achieve optimal matching. This suggests that maintaining all rankings as valid is inherently simpler, thus simplifying both the learning objectives and the matching process.

Lemma 5.1 *If all agents maintain valid rankings, they all obtain the agent-optimal matching.*

The detailed proof of Lemma 5.1 is available in Section C of Appendix. To illustrate Lemma 5.1, we consider a simplified scenario with two agents and three arms.

Example 5.2 *We assume agent p_1 has the valid ranking $a_2 > a_3 > a_1$ and agent p_2 has any one of the six possible rankings (3! permutations), and preferences from agents to arms and arms to agents are*

$$\begin{aligned}
 p_1 : a_2 > a_1 > a_3, & \quad p_2 : a_2 > a_1 > a_3 \\
 \pi_1 : p_1 > p_2, & \quad \pi_2 : p_1 > p_2, & \quad \pi_3 : p_1 > p_2.
 \end{aligned}$$

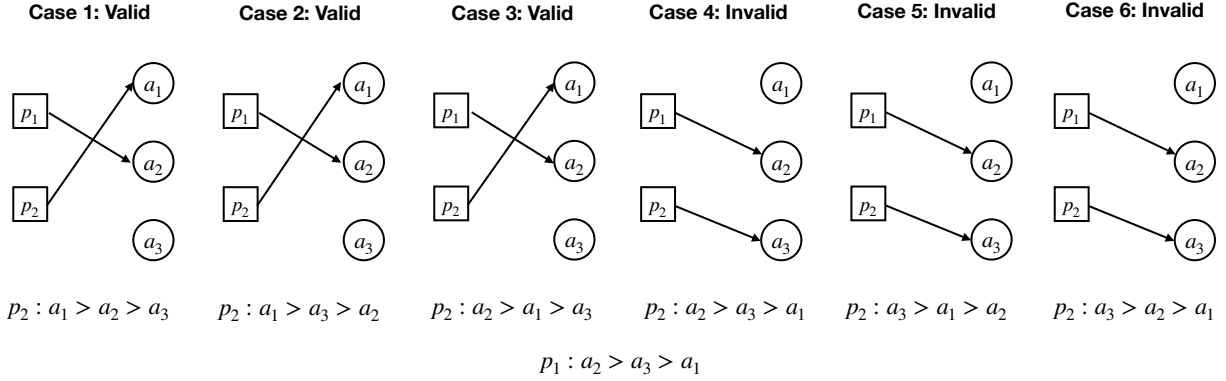


Figure 5 The corresponding matching results for p_1 and p_2 if p_1 has valid ranking $a_2 > a_3 > a_1$ and p_2 has six possible rankings. Valid ranking for both and optimal matching: Case 1, 2, and 3. Single invalid ranking and non-optimal matching: Case 4, 5, and 6.

Given this preference setup, the agent-optimal matching for agents is $\{(p_1, a_2), (p_2, a_1)\}$. In addition, all cases of the final matching results shown in Figure 5 can be categorized as follows:

Cases 1,2,3 (Optimal matching). If agent p_2 has valid ranking as in Cases 1,2,3, the matching result is still (p_1, a_2) and (p_2, a_1) . As long as $p_2 : a_3 > a_1$ (omit a_2) and p_1 has valid ranking, no agents suffers a regret.

Cases 4,5,6 (Non-optimal matching). If agent p_2 has invalid ranking as in Cases 4,5,6, the matching result is no longer (p_1, a_2) and (p_2, a_1) . Since $p_2 : a_1 > a_3$ (omit a_2) and even p_1 has a valid ranking, p_2 still suffers a regret.

We observe that even if agent p_2 does not have a correct ranking, it can still achieve an optimal match in Cases 1, 2, and 3. Analyzing these six cases provides insights into how agents can achieve optimal matching results despite having incorrect rankings.

5.2 Unbiased Estimation and Biased Estimation

Lemma 5.1 underscores the importance of the valid ranking property in attaining optimal matching. Essentially, obtaining a valid ranking relies on having accurate estimates of preference parameters, ensuring the correct ranking as the sample size grows. Naturally, an unbiased estimator serves as a favorable choice in this context.

Claim 5.2 *Unbiased estimation is a sufficient condition for the optimal matching.*

However, we present an example demonstrating that correct/valid ranking can be achieved even with biased estimations of the preference parameters.

Example 5.3 (1) *Correct ranking.* If $\hat{\theta}_i = \theta_i + b$, where $b \in \mathbb{R}^d$, this results in a biased matching score $\hat{\mu}_{i,j} = \hat{\theta}_i^\top x_j = \theta_i^\top x_j + b^\top x_j = \mu_{i,j} + b'$ for all $j \in [K]$. Despite this bias, the correct ranking

$\hat{r}_i = r_i$ can still be maintained because the small shift b' is consistently applied across all arms. (2)
Valid ranking. This approach involves applying a personalized bias b'_i to these estimators, ensuring that as long as we maintain a valid ranking, it can produce an optimal matching.

While it's clear that an unbiased estimator can lead to optimal matching, the pursuit of such an estimator often involves significant computational expenses, rendering it impractical. A more feasible strategy is to employ a biased version of online estimation that remains sufficiently close to $\theta_{i,*}$. Despite its bias, this approach is still capable of recovering the correct or valid ranking, thus achieving optimal matching. This rationale underpins our algorithm design, which utilizes the online ridge regression method, as detailed in Section 4.

5.3 Foundations of DMP

In addressing the DMP, it's crucial to differentiate between online ranking and online estimation challenges, as they fundamentally guide the strategy of an algorithm's design and implementation. The key quantity that distinguishes between these two types of problems is the "rate of error decay" in relation to the sample size. [Chen et al. \(2022\)](#) proposed that online ranking problems tend to be less challenging than online estimation problems in terms of sample complexity. This is primarily because the number of incorrect rankings in online ranking problems decays exponentially with the increase in sample size, while in online estimation problems, the decay is polynomial. This distinction suggests that the ranking method can swiftly approach the optimal matching in simpler scenarios. However, in more complex problems, the ranking method may struggle due to the influence of feedback noise.

Indeed, the primary challenge that impedes the straightforward application of either the online ranking or online estimation approaches lies in the information about the DMP's complexity available to determine which algorithm is optimal. This complexity leads to the characterization of DMP as typically presenting an online *dual-layered mixture of ranking and estimation challenges*. Firstly, DMP results in a divergence of difficulty experiences due to its multi-agent nature; at any given decision point, some agents are primarily dealing with a ranking problem while others grapple with an estimation problem. This variation is influenced by the interplay between the preference parameters θ_i for each agent $i \in [N]$ and the contextual attributes $x_j(t)$ for each arm $j \in [K]$. Secondly, the dynamic and online nature of DMP means that the difficulty dynamically shifts for each agent between ranking and estimation challenges, corresponding to continuously evolving contexts.

This insight underscores the need for flexible estimation strategies and decision-making within the DMP framework. Therefore, we have designed our algorithm from the perspective that the worst-case scenario is one where all agents are confronted with dynamic online estimation problems.

It ensures that our algorithm is robust and capable of adapting to the most challenging conditions, providing reliable performance even under significant variability and uncertainty in agent preferences and market dynamics.

6 Regret Optimality of Dynamic Matching Algorithm

In this section, we outline the properties that our algorithm possesses. We first state assumptions in Section 6.1. Subsequently, in Section 6.2, we present the agent-optimal logarithmic regret upper bound of dynamic matching algorithm, accompanied by an outline of the proof that includes critical steps in decomposing regret and its key lemma. Additionally, we demonstrate in Section 6.3 that our algorithm produces stable matching with high probability. Furthermore, in Section 6.4, we provide an instance-dependent regret lower bound along with its proof outline.

6.1 Regularity Conditions

We first assume the noise follows the subgaussian distribution.

Assumption 6.1 (Subgaussian Noise) *The noise $\epsilon_{i,j}(t)$'s are drawn independently from a σ -subgaussian distribution for $t \in [T], i \in [N], j \in [K]$. That is, for every $\alpha \in \mathbb{R}$, it is satisfied that $\mathbb{E}[\exp(\alpha\epsilon_{i,j}(t))] \leq \exp(\alpha^2\sigma^2/2)$.*

Next, we assume that the context $x_j(t)$ distribution of the arm a_j is from distribution $\mathcal{D}_{\mathcal{X}_j}$ and the joint distribution of all arms $\mathcal{D}_{\mathcal{X}} = \mathcal{D}_{\mathcal{X}_1} \times \dots \times \mathcal{D}_{\mathcal{X}_K}$ is independent product of individual context distribution $\{\mathcal{D}_{\mathcal{X}_j}\}_{j=1}^K$.

Assumption 6.2 (Unit Sphere) $\|x_j(t)\|_\infty < 1, \forall j \in [K], t \in [T]$.

This assumption is common in literature (Bastani and Bayati 2020, Li et al. 2023, Wang et al. 2023) and is satisfied when normalization is applied.

Assumption 6.3 (Positive-Definiteness) *Define $V = \mathbb{E}[XX^\top | X \in \mathcal{D}_{\mathcal{X}}]$. Then there exists a deterministic constant $\phi_0 \in \mathbb{R}^+$ such that for all $X \in \mathcal{D}_{\mathcal{X}}$ we have the minimum eigenvalue of the covariance matrix $\lambda_{\min}(V) \geq \phi_0^2$.*

Assumption 6.3 is referred to as the *compatibility condition* in online statistical learning literature (Li et al. 2021) and is to ensure that the online ridge estimate trained on samples $X \in \mathcal{D}_{\mathcal{X}}$ converges to the true preference parameter $\{\theta_{i,*}\}_{i=1}^N$ with high probability as the sample size grows.

Assumption 6.4 (Uniform Sub-optimal Minimal Gap Condition) *The difference in terms of the scaled matching score between the agent-optimal matching arm and arms from suboptimal arm $\mathcal{K}_{i,\text{sub}}(t)$ for all agents over T is uniformly greater than $\rho > 0$. That is,*

$$\tilde{\Delta}_{i,\min} = \min_{t \in [T]} \min_{j \in \mathcal{K}_{i,\text{sub}}(t)} \bar{\Delta}_{i,j}(t) / \|x_{\bar{m}_t(i)}(t) - x_j(t)\|_2 > \rho, \forall i \in [N].$$

Assumption 6.4 assures the uniqueness of the agent-optimal match. This assumption extends the fixed uniform sub-optimal minimal gap condition in static matching contexts (Liu et al. 2020) to the dynamic matching framework where the true matching score $\mu_{i,j}(t)$ varies.

Without loss of generality, we have the following assumption over the preference parameter.

Assumption 6.5 (Positive Preference) $\theta_{i,*}^{(r)} > 0, \forall r \in [d], i \in [N]$.

Assumption 6.5 captures the fact that agents evaluate arms' attributes positively but with varying priorities based on the fitness of the arm to the agent.²

6.2 Regret Upper Bound

In this section, we provide the agent-optimal regret upper bound of our algorithm as follows.

THEOREM 6.1. *With Assumptions 6.1 - 6.5 and given the learning length h , if the platform follows the dynamic matching algorithm, agent p_i 's regret up to time T is upper bounded by*

$$R_i(T) \leq \underbrace{\sum_{t=1}^h \bar{\Delta}_{i,m_t(i)}(t)}_{\text{Part I Regret}} + 2C_0(\lambda_i)Nd \underbrace{\left[\sum_{t=h+1}^T \bar{\Delta}_{i,\max}(t)(K - \min_{i \in [N]} \tau_i(t)) \right]}_{\text{Part II Regret}} \exp \left[-h \frac{2\phi_0^4 \rho^2}{d^2 \sigma^2} \right], \quad (7)$$

where $C_0(\lambda_i) = \exp \left[-4\lambda_i \phi_0^2 \rho^2 / d^2 \sigma^2 \right]$, $\tau_i(t)$ is the agent p_i 's optimal matching object's ranking position $r_{i,\bar{m}_t(i)}(t)$, and $x_{i,\max} = \|\mathbf{X}_i(h)\|_\infty$ is the maximum absolute value of the context entry.

Theorem 6.1 provides the decomposed regret upper bound of the dynamic matching. We split the regret into two parts, the learning step's regret ("Part I Regret") and the exploitation step's regret ("Part II Regret"). The detailed decomposition procedure can be found in Section 6.2.1. With an optimized learning step h , next corollary shows that dynamic matching algorithm has a logarithmic regret.

Corollary 6.1 *With $h = \left\lceil \max_{i \in [N]} \frac{d^2 \sigma^2}{2\phi_0^4 \rho^2} \log \frac{4C_0(\lambda_i)NK\phi_0^4 \rho^2}{d\sigma^2 \bar{\Delta}_{i,\max}} T \right\rceil$, we have*

$$R_i(T) \leq C_1(1 + \log C_2 T) = \tilde{O} \left(\frac{d^2 \sigma^2}{\rho^2} \log(NKT) \right) \quad (8)$$

where $C_1 = d^2 \sigma^2 \bar{\Delta}_{i,\max} / (2\phi_0^4 \rho^2)$ and $C_2 = 4C_0(\lambda_i)NK\phi_0^4 \rho^2 / (d\sigma^2 \bar{\Delta}_{i,\max})$.

For part II regret in Eq.(7), it depends on the gap between the minimum optimal arm rank $\min_{i \in [N]} \tau_i(t)$ across all arms and the worst arm, which measures the difficulty of dynamic matching problem's characteristic. If there exists an agent's optimal arm rank $\tau_i(t) = 1$, the gap is $K - \min_{i \in [N]} \tau_i(t) = K - 1$. Given the optimal learning length h from Eq. (8), we find the regret upper bound depends logarithmically over T , which means that it is a no-regret learning method.

² In practice, if this assumption does not hold, the platform can initially estimate it, find that parameter entries are negative, and subsequently adjust the sign of the context.

We next discuss the dependence of the upper bound on several critical parameters. The quantity $\rho^2/d^2\sigma^2 \log NK$ represents the signal-to-noise ratio for dynamic online matching problem. When the signal-to-noise ratio is high, the complexity level of the DMP is low; conversely, in the low signal-to-noise regime, the complexity of the DMP is high. From another perspective, if the uniform sub-optimal minimal gap $\bar{\Delta}_{i,\min}$ is small, dynamic matching algorithm faces a challenging task as it becomes difficult to distinguish between the optimal arm and the suboptimal arm. Consequently, the ranking provided by the platform is prone to errors, potentially leading to non-optimal stable matching results. Moreover, we observe that both N and K increase at a logarithmic rate in terms of regret when the number of participants increases. We further provide an instance-dependent lower bound, which matches the order of the regret upper bound (see Section 6.4).

6.2.1 Proof Outline We provide key steps to prove Theorem 6.1. We decompose the agent regret $R_i(T)$ into the learning step regret and the exploitation step regret as follows:

$$R_i(T) = \sum_{t=1}^T \mu_{i,\bar{m}_t(i)}(t) - \mu_{i,m_t(i)}(t) \leq \underbrace{\sum_{t=1}^h \bar{\Delta}_{i,m_t(i)}(t)}_{\text{Part I Regret}} + \underbrace{\left[\sum_{t=h+1}^T \bar{\Delta}_{i,\max}(t) (N\mathbb{P}(\hat{r}_{i,t} \text{ is invalid})) \right]}_{\text{Part II Regret}}.$$

The ‘‘Part I regret’’ is the sum of gaps between the optimal arm and the arm recommended by dynamic matching algorithm during the learning rounds. The Part II regret accumulates during the exploitation step. Based on Lemma 5.1, it is necessary to quantify the probability of an invalid ranking to calculate the instantaneous regret. At time t , the instantaneous regret $\Delta_{i,m_t(i)}(t)N\mathbb{P}(\hat{r}_{i,t} \text{ is invalid}) \leq \bar{\Delta}_{i,\max}(t)N\mathbb{P}(\hat{r}_{i,t} \text{ is invalid})$. We quantify the probability of invalid ranking $\mathbb{P}(\hat{r}_{i,t} \text{ is invalid})$ in the following Lemma 6.1. We then sum all instantaneous regrets from time $h+1$ to T to determine the ‘‘Part II Regret,’’ as shown in Equation (7). Following this, we provide the upper bound of the invalid ranking probability.

Lemma 6.1 *Assume all agents receive recommended arms from dynamic matching algorithm, the invalid ranking probability’s upper bound,*

$$\mathbb{P}(\hat{r}_{i,t} \text{ is invalid}) \leq 2d(K - \tau_i(t)) \exp\left(-h \frac{2\lambda_i^2 \rho^2 \phi_1^4}{d^2 \sigma^2}\right). \quad (9)$$

6.3 Matching Stability of Dynamic Matching Algorithm

In this section, we prove that our algorithm provides stable matching result with high probability. While the DA algorithm can achieve stable matching based on two-sided true preferences, this scenario is typically unavailable in the initial decision rounds of the online setting, due to the uncertainty in the preference estimation. Our theory identifies the optimal minimum learning length in Corollary 6.1, which guarantees that dynamic matching algorithm delivers stable matching with high probability (Theorem 6.2). This result connects the online learning techniques and

offline matching algorithm design, providing key insights for designing more general online dynamic matching algorithms.

THEOREM 6.2. If $t \geq \lceil \frac{d^2 \sigma^2}{2\rho^2 \phi_0^4} [\log(2d(K-1)) - \log(1 - \Psi^{1/N})] \rceil$, the dynamic matching algorithm provides an agent-optimal stable matching solution with a probability at least $\Psi > 0$.

This theorem indicates that no agents will deviate from the recommended matching arm with a probability of at least Ψ after time t . The proof sketch of the stability property of dynamic matching algorithm consists of two steps, naturally following the design of dynamic matching algorithm. In the exploitation step, DA still produces a stable matching result based on estimated preferences and there are no blocked pairs during the matching procedure with high probability and the main proof follows Lemma 6.1 with a union bound of the valid ranking.

6.4 Instance-Dependent Regret Lower Bound

We next provide the instance-dependent regret lower bound over a two-agent, three-arm instance and demonstrate the matching lower bound of our algorithm.

In the following lower bound analysis, we consider that there are two agents and three arms in the platform. Contexts are generated from the uniform distribution, $x_j(t) \sim U(0, 1)^d, \forall t \in [T], \forall j \in [K]$. We also assume the true preference parameter are designed as follows $\theta_{1,*} = (\sqrt{1-1/h}, 1/\sqrt{h}, 0, \dots, 0)^T \in \mathbb{R}^d, \theta_{2,*} = (\sqrt{1-1/h}, 0, 1/\sqrt{h}, 0, \dots, 0)^T \in \mathbb{R}^d$. Noise follows Gaussian distribution with variance σ^2 . Then the estimator from Eq. (5) satisfies,

$$\widehat{\theta}_i(h) | \mathcal{F}_i(h) \sim N(\bar{\theta}_i, \sigma^2 \mathbf{M}_i), \quad i \in [N],$$

where $\bar{\theta}_i = (\mathbf{X}_i(h)^\top \mathbf{X}_i(h) + \lambda_i \mathbf{I})^{-1} \mathbf{X}_i(h)^\top \mathbf{X}_i(h) \theta_{i,*} \in \mathbb{R}^d$, and $\text{Cov}[\widehat{\theta}_i(h) | \mathcal{F}_i(h)] = \sigma^2 (\mathbf{X}_i(h)^\top \mathbf{X}_i(h) + \lambda_i \mathbf{I})^{-1} \mathbf{X}_i(h)^\top \mathbf{X}_i(h) (\mathbf{X}_i(h)^\top \mathbf{X}_i(h) + \lambda_i \mathbf{I})^{-1} \in \mathbb{R}^{d \times d}$.

THEOREM 6.3. Consider the designed two-agent three-arms instance above. The regret lower bound for agent p_i is,

$$R_i(T) \geq \sum_{t=1}^h \Delta_{i, m_t(i)}(t) + \sum_{t=h+1}^T \bar{\Delta}_{i, \min} [\mathcal{L}_i^b(t) \mathcal{L}_j^b(t) + \mathcal{L}_i^b(t) \mathcal{L}_j^g(t)], \quad (10)$$

where $\mathcal{L}_i^g(t) = 1 - (3/c_5(t) \sqrt{2\pi h}) \exp(-c_5^2(t) h/2)$, $\mathcal{L}_i^b(t) = (1/c_7(t) \sqrt{h} - 1/c_7^3(t) h^{3/2}) \exp(-c_7^2(t) h/2)$, and $c_5(t), c_7(t)$ are contextual time-dependent constants but independent of designing exploration rounds h . With the optimized h provided by dynamic matching algorithm, the order of the regret lower bound is $R_i(T) = \Omega(\log(T))$.

From Theorem 6.3, we find that our algorithm achieve a matching regret lower bound. This lower bound not only depends on both agents' incorrect ranking's probability lower bound $\mathcal{L}_i^b(t), i = 1, 2$, but also the other agent's (p_j) correct ranking estimate's probability lower bound $\mathcal{L}_j^g(t)$.

Remark 6.1 *Liu et al. (2020)* provided a regret lower bound for the non-contextual non-dynamic setting by considering other agents submitting truthful rather than strategic rankings to the platform and bounding the maximum number of pulls of non-optimal arms. *Jagadeesan et al. (2021)* presented a lower bound for the multi-armed bandit problem instance with money transfer, as opposed to the strict preference constraint like ours. *Li et al. (2022)* considered the minimax lower bound for the multi-agent Markov game where it shares the same action space for all agents. However, our DMP setting is different from their setting due to the exclusive action selection characteristic. In DMP, for agents, there is exclusivity in action selection and this exclusivity is ubiquitous since one arm cannot be matched with two agents.

6.4.1 Proof Outline of Theorem 6.3 The agent-optimal regret $R_{i,t}$ for agent p_i at time t can be decomposed as

$$\begin{aligned} R_{i,t} &= \mathbb{E}[\mathbb{E}[R_{i,t} | \text{other agents' ranking status}]] \\ &= \mathbb{E}[R_{i,t} | \bigcap_{j \neq i} \{\widehat{r}_j(t) = r_j(t)\}] \underbrace{\mathbb{P}(\bigcap_{j \neq i} \{\widehat{r}_j(t) = r_j(t)\})}_{\text{Event I}} + \mathbb{E}[R_{i,t} | \bigcup_{j \neq i} \{\widehat{r}_j(t) \neq r_j(t)\}] \underbrace{\mathbb{P}(\bigcup_{j \neq i} \{\widehat{r}_j(t) \neq r_j(t)\})}_{\text{Event II}}. \end{aligned} \quad (11)$$

Here if we assume $i = 1$, Event I becomes $\{\widehat{r}_2(t) = r_2(t)\}$, p_2 has a correct ranking. Event II becomes $\{r_2(t) \neq r_2(t)\}$, p_2 has incorrect ranking. $R_{1,t}(\widehat{r}_2(t) = r_2(t))$ is the first component of Eq. (11), which is the expected instantaneous regret for p_1 conditioning on p_2 having correct ranking at time t . Similarly, $R_{1,t}(\widehat{r}_2(t) \neq r_2(t))$ is the second component of Eq. (11), the expected instantaneous regret for p_1 conditioning on p_2 having incorrect ranking at time t . $R_{1,t}(\widehat{r}_2(t) = r_2(t))$ and $R_{1,t}(\widehat{r}_2(t) \neq r_2(t))$ are product of the Event I and II's probabilities and corresponding expected regret. Thus, the next step is to quantify the lower bound of two probabilities and expected regret, which we provide in Lemmas G.1 and G.2 of appendix.

7 Experiments

This section demonstrates the effectiveness and robustness of dynamic matching algorithm in simulation and real data, where the simulation studies include five different settings, its robustness under different context distributions (S1 & S2). The additional experiments such as different minimal margins (S3), different feature vector dimensions (S4), and different sizes of agents and arms (S5) are available at Section H of appendix. In real data, we apply the dynamic matching algorithm in an online job-seeking market.

7.1 Simulation

From Scenario 1 to Scenario 4, we consider that there are two agents $N = 2$ and three arms $K = 3$. In Scenario 5, we consider that $N = K = 5$. The penalty parameters for all agents are set to be $\lambda = 0.1$ in all scenarios and $T = 1000$.

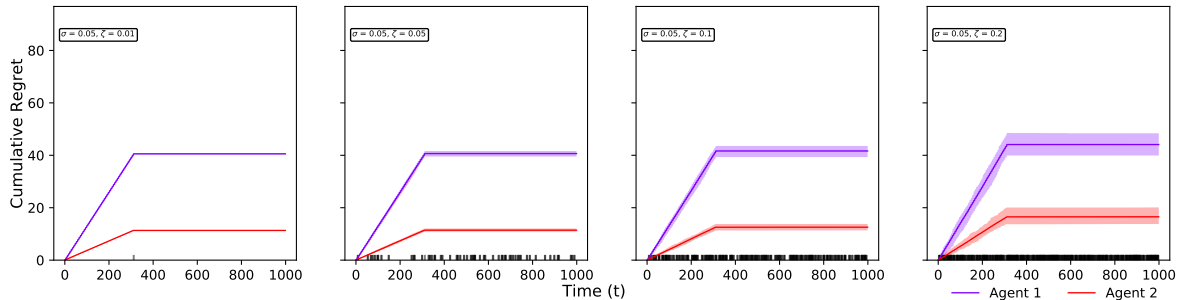


Figure 6 S1: Cumulative regret for different context variation levels ζ . Each black stick means a change of optimal matching.

Scenario 1 (S1): Contexts are generated from a d -dimensional normal distribution with four different fluctuation variance $\zeta = [0.01, 0.05, 0.1, 0.2]$ and $d = 2$, and normalized to have unit norm. $\{\theta_{i,*}\}_{i=1}^2$ are randomly generated from uniform distribution and scaled to have unit norm. The uniform minimal sub-optimal condition for this scenario is set to be $\rho = 0.2$. In addition, the noise is generated from normal distribution with $\sigma = 0.05$. We assume that arms to agents' preference π are $a_1 : p_1 > p_2, a_2 : p_2 > p_1, a_3 : p_1 > p_2$. According to Corollary 6.1, the optimal learning step length h is 312.

Scenario 2 (S2): Contextual features move with an *angular velocity* $w_t = 0.005t$ which is different from S1, and $d = 2$. Contexts for arms are still generated from normal distribution and normalized. But for $x_1(t)$, its mean is constantly increasing with a velocity w_t . The true parameters $\{\theta_{i,*}\}_{i=1}^2$ are the same as these in S1. The uniform minimal sub-optimal for this scenario is set to be $\rho = 0.2$. The example of moving context with an angular velocity is illustrated in Figure 1. We consider three levels of noise $\sigma = [0.01, 0.02, 0.05]$ to test the robustness of our algorithm. In S2, the agent-optimal matching is no longer fixed even when fluctuation level $\zeta = 0$ since context $x_1(t)$ is dynamic. h for three noise levels are $h = [24, 66, 312]$, correspondingly.

Additional experiments settings and results are available in appendix.

7.1.1 Results and Analysis In Figures 6 and 7, the horizontal axis represents the time point and the vertical axis represents the cumulative regret. In all figures, we plot the maximum (worst) regret represented as the upper bound shaded line, mean regret represented as the solid line, and minimum (best) regret represented as the lower bound shaded line, over 100 replications.

S1: dynamic matching algorithm is robust to different contexts' variance levels ζ . In Figure 6, our dynamic matching algorithm shows the logarithmic regret shape which demonstrates that it is robust to contexts' noise levels. When contexts' variance level ζ increases, the shaded area becomes wider, indicating the uncertainty of the regret increasing, and indicates that the complexity of the DMP is also larger. In this figure and following figures, we use the short black sticks to represent the

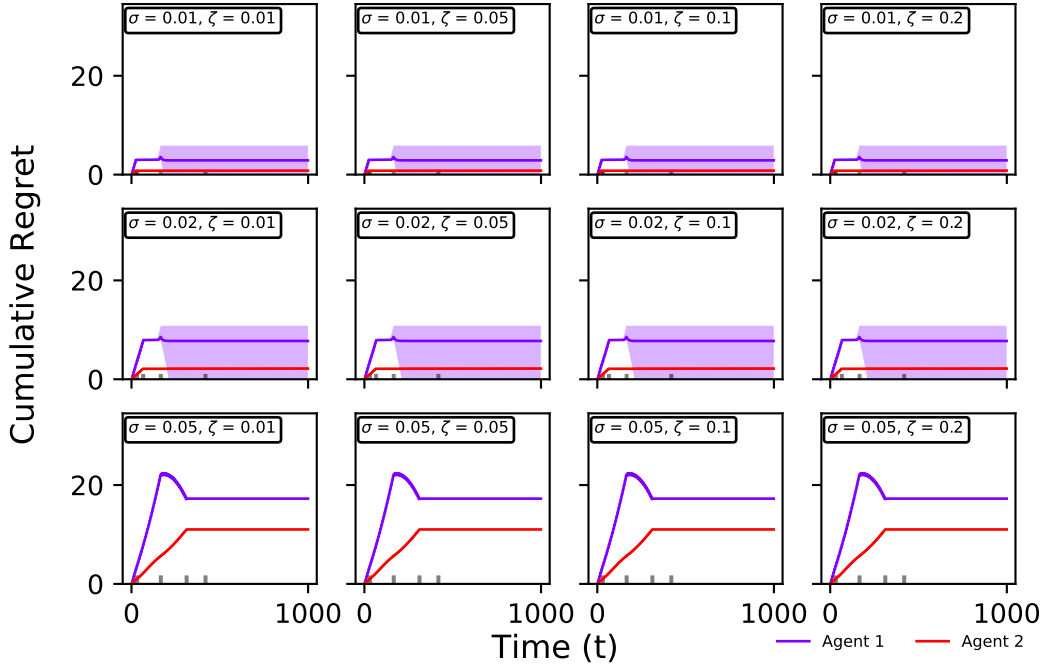


Figure 7 Cumulative regret for different noise levels and context variation levels of mean shifting context in Scenario S2.

change of the optimal matching between two adjacent-time points due to the contextual information change. We mark the short black stick at time $t + 1$ on the horizontal axis if $\bar{\mathbf{m}}(t) \neq \bar{\mathbf{m}}(t + 1)$, which means that the optimal matching result is different on two continuous-time points. The denser the black stick is, the more frequently the agent-optimal matching changes over time. In other words, when the contexts' fluctuation magnitudes increase, the optimal stable matching changes more frequently, and it exhibits the dynamic property of DMP.

S2: dynamic matching algorithm is robust to mean shifting context distributions w_t and different levels of observed score noise σ . In Figure 7, we present the S2's results when the mean of arm a_1 changes with an angular velocity w_t . In row 1, we find there is a small “bump” in the mean regret of the cumulative regret in each plot, and the slight bump occurs at the exploitation step where the occurring time of the bump is greater than h .

Two reasons cause the occurrence of the small bump. One is the coarse estimation of parameters. Another is that the context's angular velocity changes too slowly, violating the uniform sub-optimal minimal condition assumption. Both of these will cause the incorrect ranking estimated by the platform, resulting in regret. A similar pattern can also be found in the second row of the figure. In order to demonstrate the conjecture of violating uniform sub-optimal minimal condition assumption, we decrease it $\bar{\Delta}_{i,\min}$ from 0.2 to 0.1 in S3 (Figure 11 in appendix), which indirectly extends the learning step h and therefore increases the estimation accuracy because platform would gather

more data to acquire more accurate estimates. In addition, in the third row, the shaded area disappears because the learning step is long enough to accumulate sufficient data to get a reasonable estimate compared with the first row and the second row, which demonstrate our conjecture.

Another interesting finding is the decreasing regret phenomena after the bump. In the first and second rows of Figure 7, the phenomenon of decreasing regret occurs because the agent, p_1 , needs to *recover* from the violation of the “uniform sub-optimal minimal condition” assumption. This implies that agent p_1 is unable to distinguish the differences between arms when the uniform sub-optimal minimal condition is violated. In the third row’s, the regret decreases over a long period because agent p_1 is in the learning step and the *super-optimal* arms have a much larger gain over *sub-optimal* arms. These significant gains will result in a negative regret. So the cumulative regret will decrease. This interesting phenomenon is only occurring in DMP when considering the contextual information. In all, we find that dynamic matching algorithm is robust to changing the context format.

7.2 Real Data

We next apply the dynamic matching algorithm in the job application market with job applicants’ profile information and companies’ job description information from LinkedIn.

7.2.1 Background Three job applicants and two companies are in the market.

Job Applicants’ and Companies’ Preferences: Based on the profiles of the job applicants, three candidates with diverse backgrounds are seeking job opportunities in the market:

- a_1 : a data scientist (ds),
- a_2 : a software development engineer (sde),
- a_3 : a quantitative researcher (qr).

In addition, two companies provides two job descriptions indicating that they are interested in hiring candidates with specific skill sets as follows:

- Company p_1 is looking for a candidate with quantitative research skills,
- Company p_2 is looking for a candidate with software development skills.

Given this setup, the preferences of the three job applicants for companies can be described as:

- For the data scientist, a_1 , the preferences are $\pi_{ds}(a_1) : p_1(\text{qr}) > p_2(\text{sde})$,
- For the software development engineer, a_2 , the preferences are $\pi_{sde}(a_2) : p_2(\text{sde}) > p_1(\text{qr})$,
- For the quantitative researcher, a_3 , the preferences are $\pi_{qr}(a_3) : p_1(\text{qr}) > p_2(\text{sde})$.

This indicates that each applicant prefers the company whose job description best matches their background and skills. Detailed description of the data is provided in Section H.5 of appendix.

Dynamic Contextual Information: To incorporate the dynamic contextual information, we take the following steps to construct the dynamic matching environment ($T = 10800$):

1. Job applicants' dynamic contextual information:

- At $t = 0$: the job applicant a_j has textual information $\mathbf{w}_j(0)$, a sequence of words represented as $\mathbf{w}_j(0) = \{w_j^1(0), w_j^2(0), \dots, w_j^{q_0}(0)\}$ and q_0 is the length of the sequence of the words at time $t = 0$, profile like `research projects on modeling of high-dimensional and multi-modal (partially observed), inputs for classification, regression and clustering tasks, leveraging a wide range of techniques.`
- At $t = 600z, z \in \mathbb{N}$: we assume that job applicants learn new skills, update profile like `(1)t=600, Strong interested in data science, (2)t=1200, machine learning, (3)t=1800, data visualization...`, and updates his profile, so the textual information becomes $\mathbf{w}_j(t)$, the sequence of words is represented as $\mathbf{w}_j(t) = \{w_j^1(t), w_j^2(t), \dots, w_j^{q_t}(t)\}$ for all $t = 600z, z = 1, 2, \dots, 18$.³⁴

2. Companies' fixed job descriptions:

- The job descriptions from companies are fixed texts over time denoted by $\mathbf{w}_i = \{w_i^1, w_i^2, \dots, w_i^{p_i}\}$ where p_i is the length of words for company p_i , job descriptions are like `Strong passion in quant finance, strong mathematical and statistical knowledge. Proficiency in programming languages like Python or R, etc.`

The detailed text data is available in Tables 1 and 2 at Section H.5 of appendix.

Text-to-Embedding: We use the encoder of the Transformer model (Devlin et al. 2018) f to generate the word embedding of these textual information from job applicants' profiles $\{\mathbf{w}_j(t)\}_{j=1,2,3;t \in [T]}$, and companies' job descriptions $\{\mathbf{w}_i\}_{i=1,2}$.

$$h_j(t) = f(\mathbf{w}_j(t)), h_i = f(\mathbf{w}_i), \quad (12)$$

where $h_j(t), h_i \in \mathbb{R}^{d_{raw}}$ and $d_{raw} = 768$ is the commonly output dimension of the transformer model (Devlin et al. 2018). For simplicity, here we use PCA method (Pearson 1901, Jolliffe and Cadima 2016) to extract the most significant dimension from these word embedding vectors for job applicants and add a Gaussian noise to $h_j(t)$ at every time step to transform it into streaming data. So the observed contextual information for each job applicant is $x_j(t) = \text{PCA}(h_j(t)) + N(0, \zeta^2) \in \mathbb{R}^d$ where $d = 3$ and $\zeta = 1e - 6$.

True Response: The true response $y_{i,j}(t)$ is determined by the similarity of the job applicant's profile and job description with an added Gaussian noise, that is, $y_{i,j}(t) = h_j^\top h_i(t) + \epsilon_{i,j}(t), \epsilon_{i,j}(t) \sim N(0, \sigma^2), t \in [T], \sigma = 0.1, 0.2$.

Comparison Methods: Here we compare our algorithm with three methods:

³ One agent update profile every 1800 steps for different updating frequency.

⁴ Here we create the streaming data is through adding additional textual information over time.

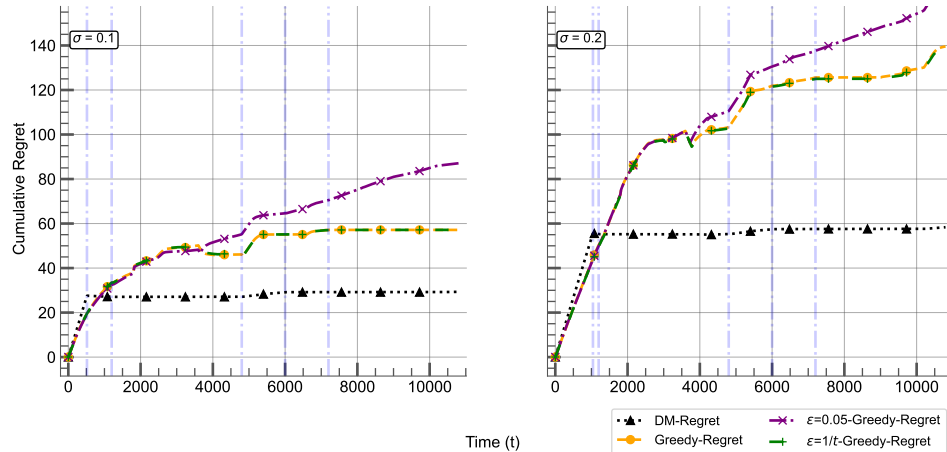


Figure 8 Total regret for agent p_1 and p_2 under noise $\sigma = 0.1$ (Left) and $\sigma = 0.2$ (Right) of methods dynamic matching algorithm, greedy, 0.05-greedy, $1/t$ -greedy.

- **Greedy method:** This approach constructs the ranking based purely on previously collected data to form estimate $\hat{\mu}_{i,j}(t)$, without regard for exploration.
- **ϵ -greedy method ($\epsilon = 0.05$):** This method exploits the ranking list based on previously collected data, but with a probability of ϵ exploration (5% random matching in this case), it will randomly explore other options (randomly permute the ranking list).
- **$1/t$ -greedy method with a decaying rate $1/t$:** This technique adjusts the balance between exploring and exploiting by decreasing the exploration rate over time, specifically using a rate that inversely decays with the number of matching t .

7.2.2 Results In Figure 8, we demonstrate the social welfare gap—a measure of the absolute difference between the optimal and actual total matching score across all agents—of different methods at various noise levels. The dynamic matching algorithm consistently achieves the minimum social welfare gap under these conditions. The sub-optimality of other comparison methods can be attributed to their failure to utilize dynamic contextual information within the DMP to adaptively design the exploration rate ϵ .

Additionally, we use a vertical dashed line to indicate the transition point of the optimal matching pattern. It is noteworthy that our findings underscore the robustness of our method in the face of changes in the optimal matching pattern, a characteristic that is absent in the greedy group method. For instance, examining the social welfare gap around the $t = 5,000$ time step reveals a marked increase in the regret pattern associated with the comparison methods.

References

Abdulkadiroğlu, A., P. A. Pathak, A. E. Roth, and T. Sönmez (2005). The boston public school match. *American Economic Review* 95(2), 368–371.

- Almalis, N. D., G. A. Tsihrintzis, and N. Karagiannis (2014). A content based approach for recommending personnel for job positions. In *IISA 2014, The 5th International Conference on Information, Intelligence, Systems and Applications*, pp. 45–49. IEEE.
- Aouad, A. and W. Ma (2022). A nonparametric framework for online stochastic matching with correlated arrivals. *arXiv preprint arXiv:2208.02229*.
- Atila, A., P. A. Pathak, and A. E. Roth (2005). The new york city high school match. In *American Economic Review, Papers and Proceedings*, Volume 95.
- Auer, P., N. Cesa-Bianchi, and P. Fischer (2002). Finite-time analysis of the multiarmed bandit problem. *Machine learning* 47(2), 235–256.
- Auer, P., N. Cesa-Bianchi, Y. Freund, and R. E. Schapire (1995). Gambling in a rigged casino: The adversarial multi-armed bandit problem. In *Proceedings of IEEE 36th Annual Foundations of Computer Science*, pp. 322–331. IEEE.
- Aziz, H., P. Biró, and M. Yokoo (2021). Matching market design with constraints. Technical report, Tech. rep., UNSW Sydney.
- Baek, J. and V. Farias (2023). Ts-ucb: Improving on thompson sampling with little to no additional computation. In *International Conference on Artificial Intelligence and Statistics*, pp. 11132–11148. PMLR.
- Bastani, H. and M. Bayati (2020). Online decision making with high-dimensional covariates. *Operations Research* 68(1), 276–294.
- Besson, L. and E. Kaufmann (2018). What doubling tricks can and can’t do for multi-armed bandits. *arXiv preprint arXiv:1803.06971*.
- Cen, S. H. and D. Shah (2022). Regret, stability & fairness in matching markets with bandit learners. In *International Conference on Artificial Intelligence and Statistics*, pp. 8938–8968. PMLR.
- Chen, H., W. Lu, and R. Song (2021). Statistical inference for online decision making: In a contextual bandit setting. *Journal of the American Statistical Association* 116(533), 240–255.
- Chen, P., C. Gao, and A. Y. Zhang (2022). Optimal full ranking from pairwise comparisons. *The Annals of Statistics* 50(3), 1775–1805.
- Chen, X., D. Simchi-Levi, and Y. Wang (2022). Privacy-preserving dynamic personalized pricing with demand learning. *Management Science* 68(7), 4878–4898.
- Cheung, W. C., W. Ma, D. Simchi-Levi, and X. Wang (2022). Inventory balancing with online learning. *Management Science* 68(3), 1776–1807.
- Dai, X. and M. I. Jordan (2021). Learning strategies in decentralized matching markets under uncertain preferences. *Journal of Machine Learning Research* 22(260), 1–50.
- Devlin, J., M.-W. Chang, K. Lee, and K. Toutanova (2018). Bert: Pre-training of deep bidirectional transformers for language understanding. *arXiv preprint arXiv:1810.04805*.

- Fan, J., Y. Guo, and M. Yu (2024). Policy optimization using semiparametric models for dynamic pricing. *Journal of the American Statistical Association* 119(545), 552–564.
- Gale, D. and L. S. Shapley (1962). College admissions and the stability of marriage. *The American Mathematical Monthly* 69(1), 9–15.
- Garivier, A., T. Lattimore, and E. Kaufmann (2016). On explore-then-commit strategies. *Advances in Neural Information Processing Systems* 29.
- Ghosh, A., A. Sankararaman, K. Ramchandran, T. Javidi, and A. Mazumdar (2024). Competing bandits in non-stationary matching markets. *IEEE Transactions on Information Theory*.
- Gugnani, A. and H. Misra (2020). Implicit skills extraction using document embedding and its use in job recommendation. In *Proceedings of the AAAI conference on artificial intelligence*, Volume 34, pp. 13286–13293.
- Guo, S., F. Alamudun, and T. Hammond (2016). Résumatcher: A personalized résumé-job matching system. *Expert Systems with Applications* 60, 169–182.
- Gusfield, D. and R. W. Irving (1989). *The stable marriage problem: structure and algorithms*. MIT press.
- Hu, M. and Y. Zhou (2015). Dynamic matching in a two-sided market. *Available at SSRN*.
- Jagadeesan, M., A. Wei, Y. Wang, M. I. Jordan, and J. Steinhardt (2021). Learning equilibria in matching markets from bandit feedback. *Advances in Neural Information Processing Systems* 34.
- Jolliffe, I. T. and J. Cadima (2016). Principal component analysis: a review and recent developments. *Philosophical transactions of the royal society A: Mathematical, Physical and Engineering Sciences* 374(2065), 20150202.
- Kalvit, A. and A. Zeevi (2022). Dynamic learning in large matching markets. *Advances in Neural Information Processing Systems* 35, 20770–20781.
- Knuth, D. E. (1997). *Stable marriage and its relation to other combinatorial problems: An introduction to the mathematical analysis of algorithms*, Volume 10. American Mathematical Soc.
- Kojima, F., A. Tamura, and M. Yokoo (2018). Designing matching mechanisms under constraints: An approach from discrete convex analysis. *Journal of Economic Theory* 176, 803–833.
- Kong, F., J. Yin, and S. Li (2022). Thompson sampling for bandit learning in matching markets. *arXiv preprint arXiv:2204.12048*.
- Lattimore, T. and C. Szepesvári (2020). *Bandit algorithms*. Cambridge University Press.
- Li, G., Y. Chi, Y. Wei, and Y. Chen (2022). Minimax-optimal multi-agent rl in markov games with a generative model. In *Advances in Neural Information Processing Systems*.
- Li, Y., G. Cheng, and X. Dai (2023). Double matching under complementary preferences. *arXiv preprint arXiv:2301.10230*.

- Li, Y., C.-H. Wang, and G. Cheng (2021). Online forgetting process for linear regression models. In *International Conference on Artificial Intelligence and Statistics*, pp. 217–225. PMLR.
- Liu, L. T., H. Mania, and M. I. Jordan (2020). Competing bandits in matching markets. In *International Conference on Artificial Intelligence and Statistics*, pp. 1618–1628. PMLR.
- Liu, L. T., F. Ruan, H. Mania, and M. I. Jordan (2021). Bandit learning in decentralized matching markets. *Journal of Machine Learning Research* 22(211), 1–34.
- Lokhandwala, M. and H. Cai (2018). Dynamic ride sharing using traditional taxis and shared autonomous taxis: A case study of nyc. *Transportation Research Part C: Emerging Technologies* 97, 45–60.
- Luckett, D. J., E. B. Laber, A. R. Kahkoska, D. M. Maahs, E. Mayer-Davis, and M. R. Kosorok (2019). Estimating dynamic treatment regimes in mobile health using v-learning. *Journal of the American Statistical Association*.
- Ma, W. and D. Simchi-Levi (2020). Algorithms for online matching, assortment, and pricing with tight weight-dependent competitive ratios. *Operations Research* 68(6), 1787–1803.
- Ma, W., P. Xu, and Y. Xu (2023). Fairness maximization among offline agents in online-matching markets. *ACM Transactions on Economics and Computation* 10(4), 1–27.
- Maheshwari, C., S. Sastry, and E. Mazumdar (2022). Decentralized, communication-and coordination-free learning in structured matching markets. *Advances in Neural Information Processing Systems* 35, 15081–15092.
- Miao, R., Z. Qi, C. Shi, and L. Lin (2023). Personalized pricing with invalid instrumental variables: Identification, estimation, and policy learning. *arXiv preprint arXiv:2302.12670*.
- Min, Y., T. Wang, R. Xu, Z. Wang, M. Jordan, and Z. Yang (2022). Learn to match with no regret: Reinforcement learning in markov matching markets. *Advances in Neural Information Processing Systems* 35, 19956–19970.
- Mine, T., T. Kakuta, and A. Ono (2013). Reciprocal recommendation for job matching with bidirectional feedback. In *2013 Second IIAI International Conference on Advanced Applied Informatics*, pp. 39–44. IEEE.
- Muthirayan, D., C. Maheshwari, P. Khargonekar, and S. Sastry (2023). Competing bandits in time varying matching markets. In *Learning for Dynamics and Control Conference*, pp. 1020–1031. PMLR.
- Nguyen, T. and R. Vohra (2019). Stable matching with proportionality constraints. *Operations Research* 67(6), 1503–1519.
- Pearson, K. (1901). Liii. on lines and planes of closest fit to systems of points in space. *The London, Edinburgh, and Dublin philosophical magazine and journal of science* 2(11), 559–572.
- Qi, Z., D. Liu, H. Fu, and Y. Liu (2020). Multi-armed angle-based direct learning for estimating optimal individualized treatment rules with various outcomes. *Journal of the American Statistical Association* 115(530), 678–691.

- Roth, A. E. (1984). The evolution of the labor market for medical interns and residents: a case study in game theory. *Journal of political Economy* 92(6), 991–1016.
- Roth, A. E. (1986). On the allocation of residents to rural hospitals: a general property of two-sided matching markets. *Econometrica: Journal of the Econometric Society*, 425–427.
- Roth, A. E. (2008). Deferred acceptance algorithms: History, theory, practice, and open questions. *International Journal of game Theory* 36(3), 537–569.
- Sankararaman, A., S. Basu, and K. A. Sankararaman (2020). Dominate or delete: Decentralized competing bandits with uniform valuation. *arXiv preprint arXiv:2006.15166*.
- Sarkar, S. (2021). Bandit based centralized matching in two-sided markets for peer to peer lending. *arXiv preprint arXiv:2105.02589*.
- Shi, C., R. Wan, G. Song, S. Luo, H. Zhu, and R. Song (2023). A multiagent reinforcement learning framework for off-policy evaluation in two-sided markets. *The Annals of Applied Statistics* 17(4), 2701–2722.
- Shi, C., X. Wang, S. Luo, H. Zhu, J. Ye, and R. Song (2023). Dynamic causal effects evaluation in a/b testing with a reinforcement learning framework. *Journal of the American Statistical Association* 118(543), 2059–2071.
- Shi, C., S. Zhang, W. Lu, and R. Song (2022). Statistical inference of the value function for reinforcement learning in infinite-horizon settings. *Journal of the Royal Statistical Society Series B* 84(3), 765–793.
- Shi, P. (2022). Optimal matchmaking strategy in two-sided marketplaces. *Management Science*.
- Sutton, R. S. and A. G. Barto (2018). *Reinforcement learning: An introduction*. MIT press.
- Tropp, J. A. et al. (2015). An introduction to matrix concentration inequalities. *Foundations and Trends® in Machine Learning* 8(1-2), 1–230.
- Vafa, K., E. Palikot, T. Du, A. Kanodia, S. Athey, and D. M. Blei (2022). Career: Transfer learning for economic prediction of labor sequence data. *arXiv preprint arXiv:2202.08370*.
- Varma, S. M., P. Bumpensanti, S. T. Maguluri, and H. Wang (2023). Dynamic pricing and matching for two-sided queues. *Operations Research* 71(1), 83–100.
- Vershynin, R. (2018). *High-dimensional probability: An introduction with applications in data science*, Volume 47. Cambridge university press.
- Wainwright, M. J. (2019). *High-dimensional statistics: A non-asymptotic viewpoint*, Volume 48. Cambridge University Press.
- Wang, C.-H., Z. Wang, W. W. Sun, and G. Cheng (2023). Online regularization toward always-valid high-dimensional dynamic pricing. *Journal of the American Statistical Association*, 1–13.
- Yuan, H., Q. Luo, and C. Shi (2021). Marrying stochastic gradient descent with bandits: Learning algorithms for inventory systems with fixed costs. *Management Science* 67(10), 6089–6115.
- Zap, L., J. van Breugel, D. Bakker, and S. Bels (2018). Swiping right vs. finding mr. right: Facebook attempts to reinvent online dating. In *New media and digital culture*.

Appendix

This appendix is organized as follows. In Section A, we provide the Bernstein concentration lemma and tail probability's upper bound and lower bound for the normal distribution. In Section B, the detail of the DA Algorithm 4 under the job application scenario is provided. In Section C, we prove that if agents can submit valid rankings to the platform, agents will acquire the matching which is as least as good as the stable matching. In Section D, we provide detailed proof of the regret upper bound of dynamic matching algorithm. In Section E, we prove the stable matching holding with high probability. In Section F, the detailed instantaneous regret decomposition at time t is available when we consider there are two agents and three arms in this online matching market. Finally, we provide detailed proof of the instance-dependent regret lower bound in Section G. In Section H, we provide more experimental results of UCB method and dynamic matching algorithm. In addition, various simulation settings' result is presented in Section H.2 and real data related materials are available in Section H.4.

A Miscellaneous Lemmas

Lemma A.1 (Bernstein Concentration) *Let $\{D_k, \mathcal{F}_k\}_{k=1}^\infty$ be a martingale difference, and suppose that D_k is a σ -subgaussian in an adapted sense, i.e., for all $\alpha \in \mathbb{R}$. $\mathbb{E}[e^{\alpha D_k} | \mathcal{F}_{k-1}] \leq e^{\frac{\alpha^2 \sigma^2}{2}}$ almost surely. Then, for all $t \geq 0$,*

$$\mathbb{P}\left[\left|\sum_{k=1}^n D_k\right| \geq t\right] \leq 2e^{-\frac{t^2}{2n\sigma^2}}. \quad (\text{A.1})$$

Lemma A.1 is from Theorem 2.3 of (Wainwright 2019) when $\alpha_* = \alpha_k = 0$ and $\nu_k = \sigma$ for all k .

Lemma A.2 (Tails of Normal distribution) *Let $g \sim N(0, 1)$. Then for all $t > 0$, we have*

$$\left(\frac{1}{t} - \frac{1}{t^3}\right) \frac{1}{\sqrt{2\pi}} e^{(-t^2/2)} \leq \mathbb{P}(g \geq t) \leq \frac{1}{t} \frac{1}{\sqrt{2\pi}} e^{(-t^2/2)}. \quad (\text{A.2})$$

Lemma A.3 *With probability at most δ , we have the sample covariance matrix minimum eigenvalue over $n \geq n_0 = \log(d/\delta)/\tilde{C}_2(\phi_0)$ i.i.d samples is bounded below by $\lambda_i/2h + \phi_0^2/2$ with probability $1 - \delta$.*

$$\Pr\left[\lambda_{\min}(\hat{\Sigma}(\mathbf{X}(n))) > \frac{\lambda}{2n} + \frac{\phi_0^2}{2}\right] \geq 1 - \exp\left[-\tilde{C}_2(\phi_0)n + \log(d)\right] \quad (\text{A.3})$$

where $\tilde{C}_2(\phi_0) = \min(1/2, \phi_0^2/8(x_{\max}^2 + \lambda))$.

Proof. First, note that

$$\begin{aligned} \lambda_{\max}(\hat{\Sigma}(\mathbf{X}(n))) &= \max_{\|u\|=1} u^\top \hat{\Sigma}(\mathbf{X}(n)) u \\ &= \max_{\|u\|=1} \frac{1}{n} \sum_{t \in [n]} (X_t^\top u)^2 + \lambda \\ &\leq x_{\max}^2 + \lambda \end{aligned} \quad (\text{A.4})$$

Algorithm 4: DA Algorithm

1 Input: Companies set \mathcal{N} , job applicants set \mathcal{K} , companies to job applicants' preferences, job applicants to companies' preferences.

2 Initialize: An empty set S .

3 **while** \exists A company p who is not matched and has not contacted to every job applicant **do**

4 Let a be the highest ranking job applicant in company p 's preference, to whom company p has not yet contacted.

5 Now company p contacts the job applicant a .

6 **if** Job applicant a is free **then**

7 (p, a) become matched (add (p, a) to S).

8 **else**

9 Job applicant a is matched to company p' (add (p', a) to S).

10 **if** Job applicant a prefers company p' to company p **then**

11 Company p remains free (remove (p, a) from S).

12 **else**

13 Job applicant a prefers company p to company p' .

14 Company p' becomes free (remove (p', a) from S).

15 (p, a) are paired (add (p, a) to S).

16 **end**

17 Output: Matching result S .

Then, it follows from the matrix Chernoff inequality, Corollary 5.2 in [Tropp et al. \(2015\)](#), that

$$\begin{aligned} \Pr \left[\lambda_{\min}(\widehat{\Sigma}(\mathbf{X}(n))) > \frac{\lambda}{2n} + \frac{\phi_0^2}{2} \right] &\geq 1 - d \exp \left[- \frac{n\phi_0^2}{8(x_{\max}^2 + \lambda)} \right] \\ &\geq 1 - d \exp \left[- \tilde{C}_2(\phi_0)n \right], \end{aligned} \tag{A.5}$$

if we take $\tilde{\delta} = 1/2$ and $R = x_{\max}^2 + \lambda$.

B Deferred Acceptance (DA) Algorithm

In algorithm 4, we present the DA algorithm in the example of job seeking scenario.

C Proof of Lemma 5.1

Lemma 5.1 states that if all agents have valid rankings to the platform, the DA-Algorithm will provide a matching m_t as least as good as \bar{m}_t .

Proof. First, we show that the agent-optimal matching $\bar{m}(t)$ is *stable* according to the rankings submitted by agents when all those rankings are valid.

Let a_j be an arm such that $\widehat{r}_{i,j}(t) < \widehat{r}_{i,\bar{m}_t(i)}(t)$ for agent p_i . Since $\widehat{r}_{i,[K]}(t)$ is a valid ranking, which means that p_i prefers a_j over $\bar{m}_t(i)$ according to the true preference. However, since $\bar{m}(t)$ is *stable*

according to the true preference, arm a_j must prefer agent $\bar{m}_j(t)^{-1}$ over p_i because arm a_j has no incentive to deviate the current matching $\bar{m}(t)$, where $\bar{m}_j(t)^{-1}$ is a_j 's matching object according to the agent-optimal $\bar{m}(t)$ or the empty set if a_j does not have a match. Therefore, according to the ranking $\hat{r}_{i,[K]}(t)$, p_i has no incentive to deviate to arm a_j because that arm a_j would reject him.

Since $\bar{m}(t)$ is a stable matching according to the valid ranking $\hat{r}_{i,[K]}(t)$, we know that the DA-algorithm will output a matching which is at least as good as $\bar{m}(t)$ for all agents according to rankings $\hat{r}_{i,[K]}(t)$ since this $\hat{r}_{i,[K]}(t)$ ranking is an agent-optimal ranking if it were the true ranking. Since all rankings are valid rankings, it follows that the DA algorithm will output a matching $m(t)$ which is at least as good as $\bar{m}(t)$.

D Proof of Theorem 6.1 - Regret Upper Bound

D.1 Proof of Lemma 6.1

Proof. We consider one time step t at the exploitation step throughout this proof. We first show how to quantify the invalid ranking probability.

If the ranking $\hat{r}_{i,[K]}(t)$ is *invalid*, there must exist an arm a_j where $j \neq \bar{m}_t(i)$ such that $\mu_{i,\bar{m}_t(i)}(t) > \mu_{i,j}(t)$, but $\hat{r}_{i,j}(t) < \hat{r}_{i,\bar{m}_t(i)}(t)$, due to the inaccurate estimation of the true parameter, which is equivalent to $\hat{\mu}_{i,j}(t) > \hat{\mu}_{i,\bar{m}_t(i)}(t)$. So we have

$$\begin{aligned}
& \mathbb{P}(\hat{\mu}_{i,j}(t) > \hat{\mu}_{i,\bar{m}_t(i)}(t)) \\
&= \mathbb{P}\left[\hat{\mu}_{i,j}(t) - \mu_{i,j}(t) - \hat{\mu}_{i,\bar{m}_t(i)}(t) + \mu_{i,\bar{m}_t(i)}(t) \geq \mu_{i,\bar{m}_t(i)}(t) - \mu_{i,j}(t)\right] \\
&= \mathbb{P}\left[\hat{\theta}_i(h)^\top x_j(t) - \theta_{i,*}^\top x_j(t) - \hat{\theta}_i(h)^\top x_{\bar{m}_t(i)}(t) + \theta_{i,*}^\top x_{\bar{m}_t(i)}(t) \geq \mu_{i,\bar{m}_t(i)}(t) - \mu_{i,j}(t)\right] \\
&= \mathbb{P}\left[(\hat{\theta}_i(h) - \theta_{i,*})^\top (x_j(t) - x_{\bar{m}_t(i)}(t)) \geq \theta_{i,*}^\top (x_{\bar{m}_t(i)}(t) - x_j(t))\right] \tag{D.1} \\
&\leq \mathbb{P}\left[\left\|\hat{\theta}_i(h) - \theta_{i,*}\right\|_2 \left\|x_j(t) - x_{\bar{m}_t(i)}(t)\right\|_2 \geq \theta_{i,*}^\top (x_{\bar{m}_t(i)}(t) - x_j(t))\right] \\
&= \mathbb{P}\left[\left\|\hat{\theta}_i(h) - \theta_{i,*}\right\|_2 \geq \left\langle \theta_{i,*}, \frac{x_{\bar{m}_t(i)}(t) - x_j(t)}{\left\|x_{\bar{m}_t(i)}(t) - x_j(t)\right\|_2} \right\rangle\right],
\end{aligned}$$

where in the inequality, we use the Cauchy inequality to upper bound the left inner product. Here we find an interesting term called, *similarity difference* (SD), which is

$$\begin{aligned}
\text{SD} &\triangleq \left\langle \theta_{i,*}, \frac{x_{\bar{m}_t(i)}(t) - x_j(t)}{\left\|x_{\bar{m}_t(i)}(t) - x_j(t)\right\|_2} \right\rangle \\
&= \left\| \theta_{i,*} \right\|_2 \left\langle \frac{\theta_{i,*}}{\left\|\theta_{i,*}\right\|_2}, \frac{x_{\bar{m}_t(i)}(t) - x_j(t)}{\left\|x_{\bar{m}_t(i)}(t) - x_j(t)\right\|_2} \right\rangle \tag{D.2} \\
&= \left\| \theta_{i,*} \right\|_2 \cos(\phi_{i,j}(t)),
\end{aligned}$$

where $\phi_{i,j}(t)$ represents the *angle* between the normalized true parameter $\theta_{i,*}$ and the normalized arms difference at time step t , which is the similarity difference between arm a_j and arm $a_{\bar{m}_t(i)}$ from the viewpoint of agent p_i .

Here we discuss the boundary scenario of the similarity difference. If $\text{SD} = 0$, there are three possible reasons.

1. The first possible reason is that if the true parameter $\theta_{i,*} = 0$. Since we assume all agents' true parameters are meaningful and positive, with Assumption 6.5, we can rule out this case.
2. The second possible reason is that if arm a_j and arm $a_{\bar{m}_t(i)}$ are identical such that $x_j(t) = x_{\bar{m}_t(i)}$. Since we assume all arms are different, we can also rule out this case.
3. The third possible reason is that if $\cos(\phi_{i,j}(t)) = 0$. That means from the view point of agent p_i at time t , arm a_j and arm $a_{\bar{m}_t(i)}$ are symmetric. Since we assume there are no ties in ranking over time, we can also rule out this scenario.

The last case we also discussed in Assumption 6.4 where we assume that the uniform sub-optimal minimal condition over time is greater than zero. That means there is no symmetric case for the agent to distinguish two arms between the agent-optimal and the sub-optimal arm—*That is the key difference between the DMP and the MAB competing bandit problem. The MAB competing bandit only has one constant gap over time and no existence of the interesting symmetric arms.*

We now restate the *uniform sub-optimal minimal condition* $\bar{\Delta}_{i,\min}$ for agent p_i over time t , that is $\bar{\Delta}_{i,\min} = \min_{j \in [K], t \in [T]} \|\theta_{i,*}\|_2 \cos(\phi_{i,j}(t)) > 0$.

With Assumption 6.4, we consider the estimation error of the true parameter is lower bounded by the *uniform sub-optimal minimal condition* $\bar{\Delta}_{i,\min}$. So the probability of the invalid ranking is upper bounded by

$$\mathbb{P} \left[\left\| \hat{\theta}_i(h) - \theta_{i,*} \right\|_2 \geq \|\theta_{i,*}\|_2 \cos(\phi_{i,j}(t)) \right] \leq \mathbb{P} \left[\left\| \hat{\theta}_i(h) - \theta_{i,*} \right\|_2 \geq \bar{\Delta}_{i,\min} \right]. \quad (\text{D.3})$$

To get the upper bound of this tail event's probability, we use the technique of quantifying the confidence ellipsoid from (Li et al. 2021). Notation $\hat{\Sigma}(\mathbf{X}_i(t))$ represents the normalized covariance matrix, so $\hat{\Sigma}(\mathbf{X}_i(t)) = \Phi_i(t)/t = (\mathbf{X}_i(t)^\top \mathbf{X}_i(t) + \lambda_i \mathbf{I}_d)/t$ for $t \geq 1$, where we define $\Phi_i(0) = \lambda_i \mathbf{I}_d$ and λ_i is the prespecified penalty hyperparameter for agent p_i . Note that the event $\lambda_{\min}(\hat{\Sigma}(\mathbf{X}_i(t))) \geq \phi_0^2/2 + \lambda_i/2t$ holds for $t \geq 1$ with having that $\lambda_{\min}(\mathbf{X}_i(t)^\top \mathbf{X}_i(t))/t \geq \phi_0^2/2$, based on the high probability in exponential decay wrt t (see Corollary 5.2 in (Tropp et al. 2015) and Lemma A.3. Thus after the learning step, agents have already gathered length h historical data, which include actions, rewards and contexts. For notation simplicity, we use $\hat{\theta}_i$ to replace $\hat{\theta}_i(h)$ and \mathbf{X}_i to replace $\mathbf{X}_i(h)$. So we have

$$\begin{aligned} & \left\| \hat{\theta}_i - \theta_{i,*} \right\|_2 \\ &= \left\| (\mathbf{X}_i^\top \mathbf{X}_i + \lambda_i \mathbf{I})^{-1} \mathbf{X}_i^\top (\mathbf{X}_i \theta_{i,*} + \epsilon) - \theta_{i,*} \right\|_2 \\ &= \left\| (\mathbf{X}_i^\top \mathbf{X}_i + \lambda_i \mathbf{I})^{-1} \mathbf{X}_i^\top \epsilon + \theta_{i,*} - \lambda_i (\mathbf{X}_i^\top \mathbf{X}_i + \lambda_i \mathbf{I})^{-1} \theta_{i,*} - \theta_{i,*} \right\|_2 \\ &= \left\| (\mathbf{X}_i^\top \mathbf{X}_i + \lambda_i \mathbf{I})^{-1} (\mathbf{X}_i^\top \epsilon - \lambda_i \theta_{i,*}) \right\|_2 \\ &\leq \frac{1}{\lambda_i + h\phi_0^2} \left\| \mathbf{X}_i^\top \epsilon - \lambda_i \theta_{i,*} \right\|_2. \end{aligned} \quad (\text{D.4})$$

Here we use a constant $\chi > 0$ to get the estimation error. So we have

$$\begin{aligned}
& \Pr \left[\left\| \widehat{\theta}_i - \theta_{i,*} \right\|_2 \leq \chi \right] \\
& \geq \Pr \left[\left(\left\| \mathbf{X}_i^\top \epsilon - \lambda_i \theta_{i,*} \right\|_2 \leq 2\chi(\lambda_i + h\phi_0^2) \right) \cap \left(\lambda_{\min}(\widehat{\Sigma}(\mathbf{X}_i)) > \frac{\lambda_i}{2h} + \frac{\phi_0^2}{2} \right) \right] \\
& \geq 1 - \underbrace{\sum_{r=1}^d \Pr \left[\epsilon^\top \mathbf{X}_i^{(r)} > \lambda_i \theta_{i,*}^{(r)} + \frac{2\chi(\lambda_i + h\phi_0^2)}{\sqrt{d}} \right]}_{\text{Part I}} - \underbrace{\Pr \left[\epsilon^\top \mathbf{X}_i^{(r)} < \lambda_i \theta_{i,*}^{(r)} - \frac{2\chi(\lambda_i + h\phi_0^2)}{\sqrt{d}} \right]}_{\text{Part II}} \\
& \quad - \Pr \left[\lambda_{\min}(\widehat{\Sigma}(\mathbf{X}_i)) \leq \frac{\lambda_i}{2h} + \frac{\phi_0^2}{2} \right] \tag{D.5}
\end{aligned}$$

where we let $\mathbf{X}_i^{(r)}(t)$ denote the r^{th} column of $\mathbf{X}_i(t)$. To make $\Pr[\epsilon^\top \mathbf{X}_i^{(r)} < \lambda_i \theta_{i,*}^{(r)} - \frac{2\chi(\lambda_i + h\phi_0^2)}{\sqrt{d}}]$ have a relative small probability, based on the Assumption 6.5 that $\theta_{i,*}^{(r)}$ is positive and let $\lambda_i < \frac{2\chi(\lambda_i + h\phi_0^2)}{\sqrt{d}\theta_{i,*}^{(r)}}$, with the analysis from Case B.2.3 from (Li et al. 2021), the part II's probability will be small. So when $\lambda_i < \frac{2\chi(\lambda_i + h\phi_0^2)}{\sqrt{d}\theta_{i,*}^{(r)}}$ is small, part I and part II's probability will be similar⁵. So the previous probability lower bound will be

$$\begin{aligned}
& \Pr \left[\left\| \widehat{\theta}_i - \theta_{i,*} \right\|_2 \leq \chi \right] \\
& \geq 1 - \sum_{r=1}^d 2\Pr \left[\epsilon^\top \mathbf{X}_i^{(r)} > \lambda_i \theta_{i,*}^{(r)} + \frac{2\chi(\lambda_i + h\phi_0^2)}{\sqrt{d}} \right] - \Pr \left[\lambda_{\min}(\widehat{\Sigma}(\mathbf{X}_i)) \leq \frac{\lambda_i}{2h} + \frac{\phi_0^2}{2} \right] \tag{D.6}
\end{aligned}$$

We can expand $\epsilon^\top \mathbf{X}_i^{(r)}(t) = \sum_{j \in [t]} \epsilon(j) x_{i,j}^{(r)}$, where we note that $D_{i,j,r} \equiv \epsilon(j) x_{i,j}^{(r)}$ is a $x_{i,\max} \sigma$ -subgaussian random variable, where $x_{i,\max} = \|\mathbf{X}_i(t)\|_\infty$, conditioned on the sigma algebra \mathcal{F}_{j-1} that is generated by random variable $X_1, \dots, X_{j-1}, Y_1, \dots, Y_{j-1}$. Defining $D_{i,0,r} = 0$, the sequence $D_{i,0,r}, D_{i,1,r}, \dots, D_{i,j,r}$ is a martingale difference sequence adapted to the filtration $\mathcal{F}_1 \subset \mathcal{F}_2 \subset \dots \mathcal{F}_j$, since $E[\epsilon(j) x_j^{(r)} | \mathcal{F}_{j-1}] = 0$. Using the Bernstein concentration inequality from Lemma A.1,

$$\begin{aligned}
& \Pr \left[\left\| \widehat{\theta}_i - \theta_{i,*} \right\|_2 \leq \chi \right] \\
& \geq 1 - \sum_{r=1}^d 2\Pr \left[\epsilon^\top \mathbf{X}_i^{(r)} > \lambda_i \theta_{i,*}^{(r)} + \frac{2\chi(\lambda_i + h\phi_0^2)}{\sqrt{d}} \right] - \Pr \left[\lambda_{\min}(\widehat{\Sigma}(\mathbf{X}_i)) \leq \frac{\lambda_i}{2h} + \frac{\phi_0^2}{2} \right] \\
& \geq 1 - \sum_{r=1}^d 2\Pr \left[\epsilon^\top \mathbf{X}_i^{(r)} > \frac{2h\chi\lambda_i\phi_1^2(h, \lambda_i)}{\sqrt{d}} \right] - \Pr \left[\lambda_{\min}(\widehat{\Sigma}(\mathbf{X}_i)) \leq \frac{\lambda_i}{2h} + \frac{\phi_0^2}{2} \right] \\
& \geq 1 - 2d \exp \left[-\frac{2h\chi^2\lambda_i^2\phi_1^4}{d\|\mathbf{X}_i\|_\infty^2\sigma^2} \right] - \Pr \left[\lambda_{\min}(\widehat{\Sigma}(\mathbf{X}_i)) \leq \frac{\lambda_i}{2h} + \frac{\phi_0^2}{2} \right], \tag{D.7}
\end{aligned}$$

⁵ Or we can follow (Li et al. 2021)'s analysis for part I and part II separately. However, based on the Assumption 6.5, the probability difference is minor.

where we denote $\phi_1^2 := \phi_1^2(h, \lambda_i) = (\lambda_i + h\phi_0^2)/(h\lambda_i) = 1/h + \phi_0^2/\lambda_i$. So we have the probability upper bound for the estimation error for any constant $\chi > 0$,

$$\begin{aligned} & \Pr \left[\left\| \widehat{\theta}_i - \theta_{i,*} \right\|_2 \geq \chi \right] \\ & \leq 2d \exp \left[-\frac{2h\chi^2\lambda_i^2\phi_1^4}{d\|\mathbf{X}_i\|_\infty^2\sigma^2} \right] - \Pr \left[\lambda_{\min}(\widehat{\Sigma}(\mathbf{X}_i)) \leq \frac{\lambda_i}{2h} + \frac{\phi_0^2}{2} \right]. \end{aligned} \quad (\text{D.8})$$

Now we replace χ with $\overline{\Delta}_{i,\min}$, and we have $x_{i,\max} \leq 1$ by Assumption 6.2. So we get the following upper bound of the invalid ranking probability,

$$\begin{aligned} & \mathbb{P} \left[\left\| \widehat{\theta}_i(h) - \theta_{i,*} \right\|_2 \geq \overline{\Delta}_{i,\min} \right] \\ & \leq \exp \left[-h \frac{2\lambda_i^2\rho^2\phi_1^4}{d^2x_{i,\max}^2\sigma^2} + \log(2d) \right] - \mathbb{P} \left[\lambda_{\min}(\widehat{\Sigma}(\mathbf{X}_i(h))) \leq \frac{\lambda_i}{2h} + \frac{\phi_0^2}{2} \right] \\ & \lesssim \exp \left[-h \frac{2\lambda_i^2\rho^2\phi_1^4}{d^2\sigma^2} + \log(2d) \right]. \end{aligned} \quad (\text{D.9})$$

So the invalid ranking's probability created by agent p_i at time t is upper bounded by

$$\mathbb{P}(\widehat{\mu}_{i,j}(t) > \widehat{\mu}_{i,\overline{m}_t(i)}(t)) \lesssim 2d \exp \left[-h \frac{2\lambda_i^2\rho^2\phi_1^4}{d^2\sigma^2} \right], \quad (\text{D.10})$$

and because we consider all such sub-optimal arms a_j , we have the following upper bound of the invalid ranking probability,

$$\mathbb{P}(\widehat{r}_{i,[K]}(t) \text{ is invalid}) \leq 2d(K - \tau_i(t)) \exp \left[-h \frac{2\lambda_i^2\rho^2\phi_1^4}{d^2\sigma^2} \right], \quad (\text{D.11})$$

where we use $\tau_i(t)$ to represent the agent p_i 's optimal ranking position when matched with $\overline{m}_t(i)$.

With Lemma 6.1, we can quantify the regret at $t > h$. So the instantaneous regret for agent p_i at time t will be upper bounded by

$$\begin{aligned} R_{i,t} & \triangleq \overline{\Delta}_{i,j}(t) \mathbb{P}(\text{at least one } \widehat{r}_{i,[K]}(t) \text{ is invalid}, \forall i \in [N]) \\ & \leq N(K - \min_{i \in [N]} \tau_i(t)) \overline{\Delta}_{i,\max}(t) \mathbb{P}(\widehat{r}_{i,[K]}(t) \text{ is invalid}). \end{aligned} \quad (\text{D.12})$$

Then we add the part I regret and part II regret together and get the regret upper bound of dynamic matching algorithm.

$$R_i(n) \leq \sum_{t=1}^h \overline{\Delta}_{i,j}(t) + 2Nd \left[\sum_{t=h+1}^T \overline{\Delta}_{i,\max}(t) (K - \min_{i \in [N]} \tau_i(t)) \right] \exp \left[-\frac{2\lambda_i^2\rho^2\phi_1^4}{d^2\sigma^2} h \right]. \quad (\text{D.13})$$

By $\phi_1^4 = (1/h + \phi_0^2/\lambda_i)^2 = \frac{1}{h^2} + \frac{2\phi_0^2}{\lambda_i h} + \frac{\phi_0^4}{\lambda_i^2}$, we have $\phi_1^4 h = \frac{1}{h} + \frac{2\phi_0^2}{\lambda_i} + h \frac{\phi_0^4}{\lambda_i^2} \geq \frac{2\phi_0^2}{\lambda_i} + h \frac{\phi_0^4}{\lambda_i^2}$,

the regret upper bound is

$$\begin{aligned}
R_i(n) &\leq \sum_{t=1}^h \bar{\Delta}_{i,j}(t) + 2Nd \left[\sum_{t=h+1}^T \bar{\Delta}_{i,\max}(t)(K - \min_{i \in [N]} \tau_i(t)) \right] \exp \left[-\frac{2\lambda_i^2 \rho^2 \phi_1^4}{d^2 \sigma^2} h \right] \\
&< \sum_{t=1}^h \bar{\Delta}_{i,j}(t) + 2Nd \left[\sum_{t=h+1}^T \bar{\Delta}_{i,\max}(t)(K - \min_{i \in [N]} \tau_i(t)) \right] \exp \left[-\frac{2\lambda_i^2 \rho^2}{d^2 \sigma^2} \left(\frac{2\phi_0^2}{\lambda_i} + h \frac{\phi_0^4}{\lambda_i^2} \right) \right] \quad (\text{D.14}) \\
&= \sum_{t=1}^h \bar{\Delta}_{i,j}(t) + 2C_0(\lambda_i)Nd \left[\sum_{t=h+1}^T \bar{\Delta}_{i,\max}(t)(K - \min_{i \in [N]} \tau_i(t)) \right] \exp \left[-\frac{2\phi_0^4 \rho^2}{d^2 \sigma^2} h \right]
\end{aligned}$$

where $C_0(\lambda_i) = \exp \left[-\frac{4\lambda_i \phi_0^2 \rho^2}{d^2 \sigma^2} \right]$.

D.2 Proof of Corollary 6.1

Proof. Moreover, in order to analyze the order of the regret upper bound, we optimize the the exploration horizon,

$$\begin{aligned}
R_i(n) &\leq \sum_{t=1}^h \bar{\Delta}_{i,j}(t) + 2C_0(\lambda_i)Nd \left[\sum_{t=1}^T \bar{\Delta}_{i,\max}(t)(K - \min_{i \in [N]} \tau_i(t)) \right] \exp \left[-\frac{2\phi_0^4 \rho^2}{d^2 \sigma^2} h \right] \\
&\leq h\bar{\Delta}_{i,\max} + 2C_0(\lambda_i)Nd \left[\sum_{t=1}^T \bar{\Delta}_{i,\max}(t)(K - \min_{i \in [N]} \tau_i(t)) \right] \exp \left[-\frac{2\phi_0^4 \rho^2}{d^2 \sigma^2} h \right] \quad (\text{D.15}) \\
&\leq h\bar{\Delta}_{i,\max} + 2C_0(\lambda_i)NKdT\bar{\Delta}_{i,\max} \exp \left[-\frac{2\phi_0^4 \rho^2}{d^2 \sigma^2} h \right],
\end{aligned}$$

where we know that $\bar{\Delta}_{i,j}(t) \leq \bar{\Delta}_{i,\max}(t) \leq \bar{\Delta}_{i,\max}, \forall t \in [T]$ and $K - \tau_i(t) < K$. Taking the derivative on the RHS of Eq. (D.15) with respect to h to obtain the optimal h ,

$$\bar{\Delta}_{i,\max} + 2C_0(\lambda_i)NKdT\bar{\Delta}_{i,\max} \exp \left[-\frac{2\phi_0^4 \rho^2}{d^2 \sigma^2} h \right] \times \left(-\frac{2\phi_0^4 \rho^2}{d^2 \sigma^2} \right) = 0, \quad (\text{D.16})$$

and get

$$h = \frac{d^2 \sigma^2}{2\phi_0^4 \rho^2} \log \frac{4C_0(\lambda_i)TNK\phi_0^4 \rho^2}{d\sigma^2 \bar{\Delta}_{i,\max}}, \quad (\text{D.17})$$

when we set the optimal learning step to $h \leftarrow \lceil h \rceil$, we can achieve the minimum regret,

$$\begin{aligned}
R_i(T) &\leq \max \left\{ h\bar{\Delta}_{i,\max}, \frac{d^2 \sigma^2 \bar{\Delta}_{i,\max}}{2\phi_0^4 \rho^2} \log \frac{4C_0(\lambda_i)NK\phi_0^4 \rho^2}{d\sigma^2 \bar{\Delta}_{i,\max}} T \right\} + \frac{d^2 \sigma^2 \bar{\Delta}_{i,\max}}{2\phi_0^4 \rho^2} \\
&= C_1(d, \sigma, \bar{\Delta}_{i,\min}, \bar{\Delta}_{i,\max}, \lambda_i, x_{i,\max}) \log \left[C_2(N, K, d, \sigma, \bar{\Delta}_{i,\min}, \bar{\Delta}_{i,\max}, \lambda_i, x_{i,\max}) \times T \right] \quad (\text{D.18}) \\
&\quad + C_1(d, \sigma, \bar{\Delta}_{i,\min}, \bar{\Delta}_{i,\max}, \lambda_i, x_{i,\max}) \\
&= \tilde{O} \left(\frac{d^2 \sigma^2}{\rho^2} \log(NKT) \right)
\end{aligned}$$

where the constants C_1, C_2 are given by

$$C_1 = \frac{d^2 \sigma^2 \bar{\Delta}_{i,\max}}{2\phi_0^4 \rho^2}, \quad C_2 = \frac{4C_0(\lambda_i)NK\phi_0^4 \rho^2}{d\sigma^2 \bar{\Delta}_{i,\max}}. \quad (\text{D.19})$$

E Proof of Theorem 6.2 - Stable Matching

Proof. Based on Lemmas 5.1 and 6.1, as long as all agents have valid rankings, then the matching solution is stable. In order to have the $\mathbb{P}(\text{matching solution is stable}) \geq \Psi$, we have

$$\begin{aligned} \mathbb{P}(\text{Matching solution is stable}) &= \mathbb{P}(\text{all agents have valid rankings}) \\ &\geq \prod_{i=1}^N \left[1 - 2d(K - \tau_i(t)) \exp\left(-t \frac{2\lambda_i^2 \rho^2 \phi_{1,i}^4}{d^2 \sigma^2}\right) \right] \\ &\geq \left[1 - 2d(K - 1) \exp\left(-t \frac{2\rho^2 \phi_0^4}{d^2 \sigma^2}\right) \right]^N. \end{aligned} \quad (\text{E.1})$$

Thus, given $t \geq \lceil \frac{d^2 \sigma^2}{2\rho^2 \phi_0^4} [\log(2d(K - 1)) - \log(1 - \Psi^{1/N})] \rceil$ based on Corollary 6.1, we have the matching solution provided by dynamic matching algorithm is stable with probability at least Ψ .

F Detailed Regret Analysis for Two Agents and Three Arms

The expected instantaneous regret $R_{1,t}(\hat{r}_2(t) = r_2(t)) = \mathbb{P}(\mathcal{G}_2(t)) \sum_{z=1}^6 \mathbb{P}_t^{C_z} R_{1,t}^{C_z}(\hat{r}_2(t) = r_2(t))$, where $\mathcal{G}_2(t)$ is the correct ranking. $\mathbb{P}_t^{C_z}$ is the probability of occurring matching case z at time t . $R_{1,t}^{C_z}(\hat{r}_2(t) = r_2(t))$ is the conditional instantaneous regret of occurring matching case z at time t if p_2 submits correct ranking list. Meanwhile $\sum_{z=1}^6 \mathbb{P}_t^{C_z} R_{1,t}^{C_z}(\hat{r}_2(t) = r_2(t))$ represents the expected regret for p_1 when p_2 submits the correct ranking list. We find that there are six cases in total if p_2 submits the correct ranking list shown in Figures 9 and 10.

After collecting all probabilities' lower bounds, we can compute the instantaneous regret for agent p_1 at time t . Then we can sum all instantaneous regret to get the regret lower bound.

Due to the *incorrect raking* from agent p_1 , it creates six cases in total. In the following passage, we will analyze them case by case.

Case 1. If agent p_1 wrongly estimates the ranking over arms as $p_1 : a_3 > a_1 > a_2$, the matching result by DA Algorithm is shown in Figure 5 Case 1. Agent p_1 is matched with a_3 and agent p_2 is matched with a_2 . In this case p_1 suffers a positive regret. The instantaneous regret can be decomposed as

$$R_{1,t}^{C_1} \triangleq \theta_{1,*}^\top x_1(t) - \theta_{1,*}^\top x_3(t) = \theta_{1,*}^\top (x_1(t) - x_3(t)), \quad (\text{F.1})$$

where we define $R_{1,t}^{C_1}$ is the case 1 instantaneous regret for agent p_1 at time t . Here C_1 represents the case 1, "1" in the subscript represents agent p_1 , and t in the subscript represents the time step. Similar definitions are used in the following analysis. In addition, agent p_2 does not suffer regret in case 1.

This incorrect ranking's joint probability for agent p_1 is the product of two ranking probabilities $\mathbb{P}_t^{C_1} \triangleq \mathbb{P}_1(\hat{\mu}_{1,3}(t) > \hat{\mu}_{1,1}(t) > \hat{\mu}_{1,2}(t))$ from agent p_1 and $\mathbb{P}(\mathcal{G}_2(t)) \triangleq \mathbb{P}_2(\hat{\mu}_{2,2}(t) > \hat{\mu}_{2,1}(t) > \hat{\mu}_{2,3}(t))$ from agent p_2 . Here we define $\mathbb{P}_t^{C_1}$ as the probability of occurring case 1 of agent p_1 and $\mathcal{G}_2(t)$ represents that agent p_2 submits correct ranking list to the centralized platform and we call this as the correct

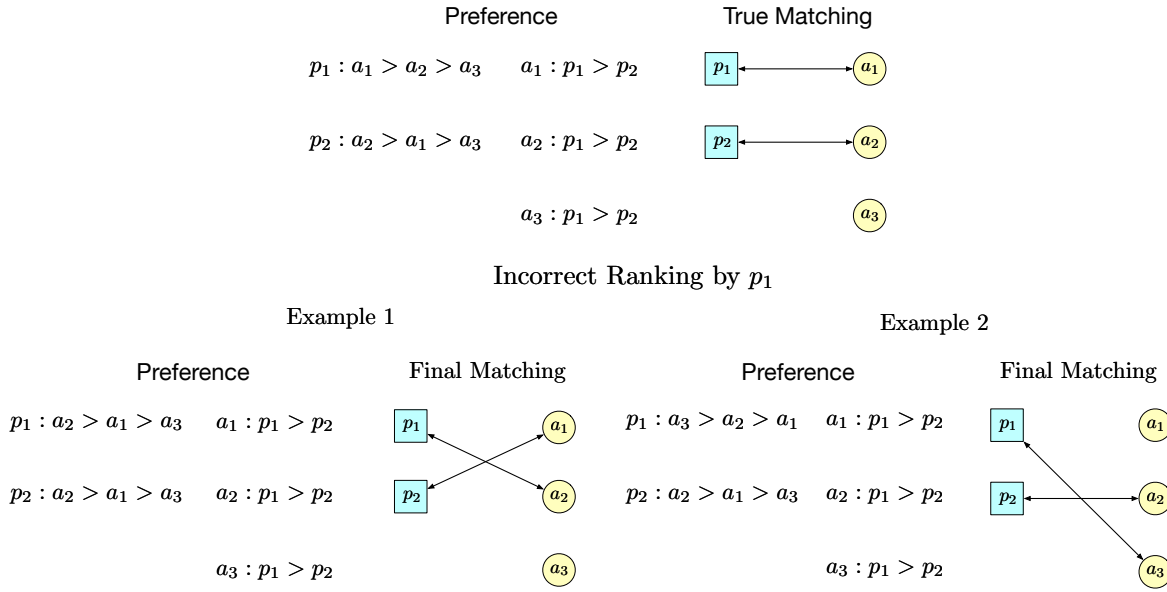


Figure 9 Examples of the matching result caused by the incorrect ranking provided by agent p_1 when agent p_2 submits the correct ranking list under the global preference. In **Example 1**, Agent p_1 provides an incorrect ranking $p_1 : a_2 > a_1 > a_3$. The final matching result is $\{(p_1, a_2), (p_2, a_2)\}$. It creates a positive regret for both agents. In **Example 2**: Agent p_1 provides an incorrect ranking $p_1 : a_3 > a_2 > a_1$. The final matching result is $\{(p_1, a_3), (p_2, a_2)\}$. It creates a positive regret for p_1 and no regret for p_2 .

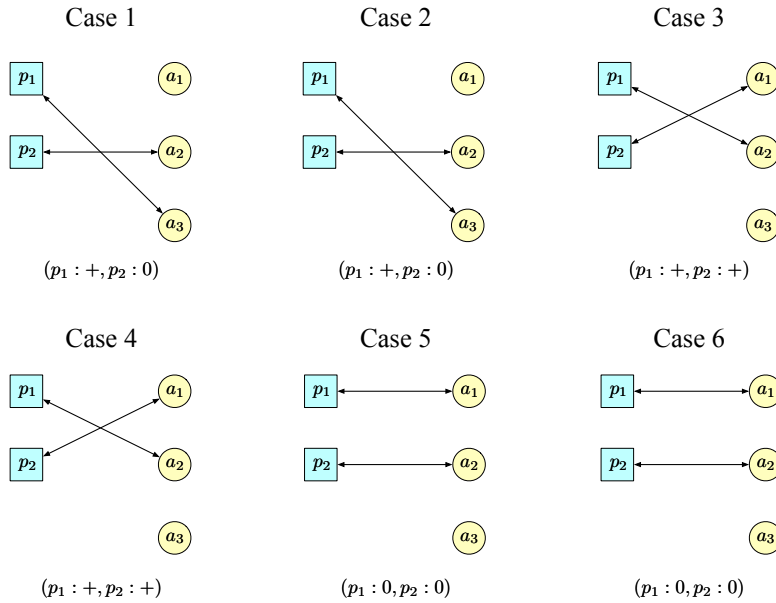


Figure 10 The corresponding matching results and regret status in six cases when agent p_1 submits an incorrect ranking. Single agent suffers regret: **Case 1 and Case 2**. Both agents suffer regret: **Case 3 and Case 4**. No regret: **Case 5 and Case 6**.

ranking in the following analysis, which is equivalent to agent submitting the correct ranking list to the platform. And the bad event is equivalent to agent submitting the incorrect rankings. So

this $\{\widehat{\mu}_{2,2}(t) > \widehat{\mu}_{2,1}(t) > \widehat{\mu}_{2,3}(t)\}$ is a *good* event because agent p_2 correctly estimate its preference scheme over arms. $\{\widehat{\mu}_{1,3}(t) > \widehat{\mu}_{1,1}(t) > \widehat{\mu}_{1,2}(t)\}$ is a *bad* event because agent p_1 wrongly estimate its preference scheme over arms. The decomposed instantaneous regret for agent p_1 is

$$\begin{aligned} & \mathbb{P}(\mathcal{G}_2(t))\mathbb{P}_t^{C_1} R_{1,t}^{C_1} \\ &= \mathbb{P}(\widehat{\mu}_{1,3} > \widehat{\mu}_{1,1}(t) > \widehat{\mu}_{1,2}(t))\mathbb{P}(\widehat{\mu}_{2,2}(t) > \widehat{\mu}_{2,1}(t) > \widehat{\mu}_{2,3}(t))\theta_{1,*}^\top(x_1(t) - x_3(t)), \end{aligned} \quad (\text{F.2})$$

where the above instantaneous regret is greater than zero. For agent p_2 , the decomposed instantaneous regret is

$$\begin{aligned} & \mathbb{P}(\mathcal{G}_2(t))\mathbb{P}_t^{C_1} R_{2,t}^{C_1} \\ &= \mathbb{P}(\widehat{\mu}_{1,3} > \widehat{\mu}_{1,1}(t) > \widehat{\mu}_{1,2}(t))\mathbb{P}(\widehat{\mu}_{2,2}(t) > \widehat{\mu}_{2,1}(t) \geq \widehat{\mu}_{2,3})\theta_{2,*}^\top(x_2(t) - x_2(t)) = 0. \end{aligned} \quad (\text{F.3})$$

Case 2. If agent p_1 wrongly estimates the ranking over arms as $p_1 : a_3 > a_2 > a_1$. The matching result by DA Algorithm is in Figure 5 Case 2. Agent p_1 is matched with arm a_3 and agent p_2 is matched with arm a_2 , where agent p_1 suffers a positive regret. The instantaneous regret is

$$R_{1,t}^{C_2} = \theta_{1,*}^\top x_1(t) - \theta_{1,*}^\top x_3(t) = \theta_{1,*}^\top(x_1(t) - x_3(t)). \quad (\text{F.4})$$

In addition, agent p_2 does not suffer regret in case 2.

This bad event's joint probability is the product of two ranking probabilities $\mathbb{P}_t^{C_2} = \mathbb{P}(\widehat{\mu}_{1,3}(t) > \widehat{\mu}_{1,2}(t) > \widehat{\mu}_{1,1}(t))$ by agent p_1 and $\mathbb{P}(\mathcal{G}_2(t))$ by agent p_2 . $\{\widehat{\mu}_{1,3}(t) > \widehat{\mu}_{1,2}(t) > \widehat{\mu}_{1,1}(t)\}$ is the *bad* event that agent p_1 wrongly estimate its preference scheme over arms. The decomposed instantaneous regret for agent p_1 is

$$\begin{aligned} & \mathbb{P}(\mathcal{G}_2(t))\mathbb{P}_t^{C_2} R_{1,t}^{C_2} \\ &= \mathbb{P}(\widehat{\mu}_{1,3}(t) > \widehat{\mu}_{1,2}(t) > \widehat{\mu}_{1,1}(t))\mathbb{P}(\widehat{\mu}_{2,2}(t) > \widehat{\mu}_{2,1}(t) > \widehat{\mu}_{2,3}(t))\theta_{1,*}^\top(x_1(t) - x_3(t)) > 0. \end{aligned} \quad (\text{F.5})$$

For agent p_2 , the decomposed instantaneous regret is

$$\begin{aligned} & \mathbb{P}(\mathcal{G}_2(t))\mathbb{P}_t^{C_2} R_{2,t}^{C_2} \\ &= \mathbb{P}(\widehat{\mu}_{1,3}(t) > \widehat{\mu}_{1,2}(t) > \widehat{\mu}_{1,1}(t))\mathbb{P}(\widehat{\mu}_{2,2}(t) > \widehat{\mu}_{2,1}(t) > \widehat{\mu}_{2,3}(t))\theta_{2,*}^\top(x_2(t) - x_2(t)) = 0. \end{aligned} \quad (\text{F.6})$$

This case is the same as the case 1.

Case 3. If agent p_1 wrongly estimates the ranking over arms as $p_1 : a_2 > a_3 > a_1$. The matching result by DA Algorithm is in Figure 5 Case 3. Agent p_1 is matched with arm a_2 and agent p_2 is matched with arm a_1 . The decomposed instantaneous regret for agent p_1 is

$$R_{1,t}^{C_3} = \theta_{1,*}^\top x_1(t) - \theta_{1,*}^\top x_2(t) = \theta_{1,*}^\top(x_1(t) - x_2(t)) > 0. \quad (\text{F.7})$$

In addition, agent p_2 suffers a regret. The decomposed instantaneous regret for agent p_2 is

$$R_{2,t}^{C_3} = \theta_{2,*}^\top x_2(t) - \theta_{2,*}^\top x_1(t) = \theta_{2,*}^\top(x_2(t) - x_1(t)) > 0. \quad (\text{F.8})$$

This bad event's joint probability is the product of two ranking probabilities $\mathbb{P}_t^{C_3} = \mathbb{P}(\widehat{\mu}_{1,2}(t) > \widehat{\mu}_{1,3}(t) > \widehat{\mu}_{1,1}(t))$ by agent p_1 and $\mathbb{P}(\mathcal{G}_2(t))$ by agent p_2 . $\{\widehat{\mu}_{1,2}(t) > \widehat{\mu}_{1,3}(t) > \widehat{\mu}_{1,1}(t)\}$ is the *bad* event that agent p_1 wrongly estimate its preference scheme over arms. The decomposed instantaneous regret for agent p_1 is

$$\begin{aligned} & \mathbb{P}(\mathcal{G}_2(t))\mathbb{P}_t^{C_3} R_{1,t}^{C_3} \\ &= \mathbb{P}(\widehat{\mu}_{1,2}(t) > \widehat{\mu}_{1,3}(t) > \widehat{\mu}_{1,1}(t))\mathbb{P}(\widehat{\mu}_{2,2}(t) > \widehat{\mu}_{2,1}(t) > \widehat{\mu}_{2,3}(t))\theta_{1,*}^\top(x_1(t) - x_2(t)) > 0. \end{aligned} \quad (\text{F.9})$$

For agent p_2 , the decomposed instantaneous regret is

$$\begin{aligned} & \mathbb{P}(\mathcal{G}_2(t))\mathbb{P}_t^{C_3} R_{2,t}^{C_3} \\ &= \mathbb{P}(\widehat{\mu}_{1,3}(t) > \widehat{\mu}_{1,1}(t) > \widehat{\mu}_{1,2}(t))\mathbb{P}(\widehat{\mu}_{2,2}(t) > \widehat{\mu}_{2,1}(t) > \widehat{\mu}_{2,3}(t))\theta_{2,*}^\top(x_2(t) - x_1(t)) > 0. \end{aligned} \quad (\text{F.10})$$

Case 4. If agent p_1 wrongly estimates the ranking over arms as $p_1 : a_2 > a_1 > a_3$. The matching result by DA Algorithm is in Figure 5 Case 4. Agent p_1 is matched with arm a_2 and agent p_2 is matched with arm a_1 . The decomposed instantaneous regret for agent p_1 is

$$R_{1,t}^{C_4} = \theta_{1,*}^\top x_1(t) - \theta_{1,*}^\top x_2(t) = \theta_{1,*}^\top (x_1(t) - x_2(t)) > 0. \quad (\text{F.11})$$

In addition, agent p_2 suffers a positive regret. The decomposed instantaneous regret for agent p_2 is

$$R_{2,t}^{C_4} = \theta_{2,*}^\top x_2(t) - \theta_{2,*}^\top x_1(t) = \theta_{2,*}^\top (x_2(t) - x_1(t)) > 0. \quad (\text{F.12})$$

This bad event's joint probability is the product of two ranking probabilities $\mathbb{P}_t^{C_4} = \mathbb{P}(\widehat{\mu}_{1,2}(t) > \widehat{\mu}_{1,1}(t) > \widehat{\mu}_{1,3}(t))$ by agent p_1 and $\mathbb{P}(\mathcal{G}_2(t))$ by agent p_2 . $\{\widehat{\mu}_{1,2}(t) > \widehat{\mu}_{1,1}(t) > \widehat{\mu}_{1,3}(t)\}$ is the *bad* event that agent p_1 wrongly estimate its preference scheme over arms. The decomposed instantaneous regret for agent p_1 is

$$\begin{aligned} & \mathbb{P}(\mathcal{G}_2(t))\mathbb{P}_t^{C_4} R_{1,t}^{C_4} \\ &= \mathbb{P}(\widehat{\mu}_{1,2}(t) > \widehat{\mu}_{1,1}(t) > \widehat{\mu}_{1,3}(t))\mathbb{P}(\widehat{\mu}_{2,2}(t) > \widehat{\mu}_{2,1}(t) > \widehat{\mu}_{2,3}(t))\theta_{1,*}^\top(x_1(t) - x_2(t)) > 0. \end{aligned} \quad (\text{F.13})$$

For agent p_2 , the decomposed instantaneous regret is

$$\begin{aligned} & \mathbb{P}(\mathcal{G}_2(t))\mathbb{P}_t^{C_4} R_{2,t}^{C_4} \\ &= \mathbb{P}(\widehat{\mu}_{1,2}(t) > \widehat{\mu}_{1,1}(t) > \widehat{\mu}_{1,3}(t))\mathbb{P}(\widehat{\mu}_{2,2}(t) > \widehat{\mu}_{2,1}(t) > \widehat{\mu}_{2,3}(t))\theta_{2,*}^\top(x_2(t) - x_1(t)) > 0. \end{aligned} \quad (\text{F.14})$$

Case 5. If agent p_1 wrongly estimates the ranking over arms as $p_1 : a_1 > a_3 > a_2$. The matching result by DA Algorithm is in Figure 5 Case 5. Agent p_1 is matched with arm a_1 and agent p_2 is matched with arm a_2 . This pair will not suffer regret. The decomposed instantaneous regret for agent p_1 is

$$R_{1,t}^{C_5} = \theta_{1,*}^\top x_1(t) - \theta_{1,*}^\top x_1(t) = \theta_{1,*}^\top (x_1(t) - x_1(t)) = 0. \quad (\text{F.15})$$

In addition, agent p_2 will not suffer a regret. The decomposed instantaneous regret for agent p_2 is

$$R_{2,t}^{C_5} = \theta_{2,*}^\top x_2(t) - \theta_{2,*}^\top x_2(t) = \theta_{2,*}^\top (x_2(t) - x_2(t)) = 0. \quad (\text{F.16})$$

This bad event's joint probability is the product of two ranking probabilities $\mathbb{P}_t^{C_5} = \mathbb{P}(\widehat{\mu}_{1,1}(t) > \widehat{\mu}_{1,3}(t) > \widehat{\mu}_{1,2}(t))$ by agent p_1 and $\mathbb{P}(\mathcal{G}_2(t))$ by agent p_2 . $\{\widehat{\mu}_{1,1}(t) > \widehat{\mu}_{1,3}(t) > \widehat{\mu}_{1,2}(t)\}$ is the *bad* event that agent p_1 wrongly estimate its preference scheme over arms. The decomposed instantaneous regret for agent p_1 is

$$\begin{aligned} & \mathbb{P}(\mathcal{G}_2(t)) \mathbb{P}_t^{C_5} R_{1,t}^{C_5} \\ &= \mathbb{P}(\widehat{\mu}_{1,1}(t) > \widehat{\mu}_{1,3}(t) > \widehat{\mu}_{1,2}(t)) \mathbb{P}(\widehat{\mu}_{2,2}(t) > \widehat{\mu}_{2,1}(t) > \widehat{\mu}_{2,3}(t)) \theta_{1,*}^\top (x_1(t) - x_1(t)) = 0. \end{aligned} \quad (\text{F.17})$$

For agent p_2 , the decomposed instantaneous regret is

$$\begin{aligned} & \mathbb{P}(\mathcal{G}_2(t)) \mathbb{P}_t^{C_5} R_{2,t}^{C_5} \\ &= \mathbb{P}(\widehat{\mu}_{1,1}(t) > \widehat{\mu}_{1,3}(t) > \widehat{\mu}_{1,2}(t)) \mathbb{P}(\widehat{\mu}_{2,2}(t) > \widehat{\mu}_{2,1}(t) > \widehat{\mu}_{2,3}(t)) \theta_{2,*}^\top (x_2(t) - x_2(t)) = 0. \end{aligned} \quad (\text{F.18})$$

This setting will not create any regret.

Case 6. If agent p_1 correctly estimates the ranking over arms as $p_1 : a_1 > a_2 > a_3$. The matching result by DA Algorithm is in Figure 5 Case 6. Agent p_1 is matched with arm a_1 and agent p_2 is matched with arm a_2 . This pair will not suffer regret. The decomposed instantaneous regret for agent p_1 is

$$R_{1,t}^{C_6} = \theta_{1,*}^\top x_1(t) - \theta_{1,*}^\top x_1(t) = \theta_{1,*}^\top (x_1(t) - x_1(t)) = 0. \quad (\text{F.19})$$

In addition, agent p_2 will not suffer a regret. The decomposed instantaneous regret for agent p_1 is

$$R_{2,t}^{C_6} = \theta_{2,*}^\top x_2(t) - \theta_{2,*}^\top x_2(t) = \theta_{2,*}^\top (x_2(t) - x_2(t)) = 0. \quad (\text{F.20})$$

This bad event's joint probability is the product of two ranking probabilities $\mathbb{P}_t^{C_6} = \mathbb{P}(\widehat{\mu}_{1,1}(t) > \widehat{\mu}_{1,2}(t) > \widehat{\mu}_{1,3}(t))$ by agent p_1 , which in fact is a good event and $\mathbb{P}(\mathcal{G}_2(t))$ by agent p_2 . $\{\widehat{\mu}_{1,1}(t) > \widehat{\mu}_{1,2}(t) > \widehat{\mu}_{1,3}(t)\}$ is the *good* event that agent p_1 correctly estimate its preference scheme over arms.

The decomposed instantaneous regret for agent p_1 is

$$\begin{aligned} & \mathbb{P}(\mathcal{G}_2(t)) \mathbb{P}_t^{C_6} R_{1,t}^{C_6} \\ &= \mathbb{P}(\widehat{\mu}_{1,1}(t) > \widehat{\mu}_{1,2}(t) > \widehat{\mu}_{1,3}(t)) \mathbb{P}(\widehat{\mu}_{2,2}(t) > \widehat{\mu}_{2,1}(t) > \widehat{\mu}_{2,3}(t)) \theta_{1,*}^\top (x_1(t) - x_1(t)) = 0, \end{aligned} \quad (\text{F.21})$$

For agent p_2 , the decomposed instantaneous regret is

$$\begin{aligned} & \mathbb{P}(\mathcal{G}_2(t)) \mathbb{P}_t^{C_6} R_{2,t}^{C_6} \\ &= \mathbb{P}(\widehat{\mu}_{1,1}(t) > \widehat{\mu}_{1,3}(t) > \widehat{\mu}_{1,2}(t)) \mathbb{P}(\widehat{\mu}_{2,2}(t) > \widehat{\mu}_{2,1}(t) > \widehat{\mu}_{2,3}(t)) \theta_{2,*}^\top (x_2(t) - x_2(t)) = 0. \end{aligned} \quad (\text{F.22})$$

This setting will also not create any regret.

In summary, for agent p_1 , the four regret occurred cases are represented in Case 1 to Case 4, two regret vanished cases happen at Case 5 and Case 6. For agent p_2 , the two regret occurred cases are represented in Case 3 and Case 4, four regret vanishing cases happen at Case 1, Case 2, Case 5, and Case 6. These six cases represent all the possible regret occurring cases when p_1 submits incorrect ranking and p_2 submits correct ranking.

G Proof of Theorem 6.3 - Instance-Dependent Lower Bound

Based on the setting constructed in Section 6.4, we conduct the regret analysis to get the lower bound. After h rounds of exploration, for agent p_i , its estimator $\hat{\theta}_i(t)$ is acquired through the penalized linear regret. Thus at time step t , the estimated mean reward for arm a_j from the viewpoint of agent p_i is $\hat{\mu}_{i,j}(t) = \hat{\theta}_i(t)^\top x_j(t)$, which provides the basis to construct the ranking list $\hat{r}_{i,[K]}(t)$. Besides, since all contexts are from uniform distribution, conditioning on all previous information $\mathcal{F}_i(h)$ and contextual information of $x_j(t)$, we have the distribution of the estimated mean reward $\hat{\mu}_{i,j}(t)$ following the normal distribution

$$\hat{\mu}_{i,j}(t) = \hat{\theta}_i(t)^\top x_j(t) | \mathcal{F}_i(h) \sim N(\bar{\theta}_i^\top x_j(t), \sigma^2 x_j(t)^\top \mathbf{M}_i x_j(t)), \quad \forall j \in [K], \quad (\text{G.1})$$

where $\mathbb{E}[\hat{\theta}_i(t) | \mathcal{F}_i(h)] = \bar{\theta}_i = (\mathbf{X}_i(h)^\top \mathbf{X}_i(h) + \lambda_i \mathbf{I})^{-1} \mathbf{X}_i(h)^\top \mathbf{X}_i(h) \theta_{i,*} \in \mathbb{R}^d$, and $\text{Cov}[\hat{\theta}_i(t) | \mathcal{F}_i(h)] = \sigma^2 \mathbf{M}_i = \sigma^2 (\mathbf{X}_i(h)^\top \mathbf{X}_i(h) + \lambda_i \mathbf{I})^{-1} \mathbf{X}_i(h)^\top \mathbf{X}_i(h) (\mathbf{X}_i(h)^\top \mathbf{X}_i(h) + \lambda_i \mathbf{I})^{-1} \in \mathbb{R}^{d \times d}$.

Denote the true preference for p_i at t is $a_{j_1} <_t^i a_{j_2} <_t^i a_{j_3}$ and the correct ranking event and partial correct ranking rank event as $\mathcal{G}_i(t) = \{\hat{\mu}_{i,j_1}(t) > \hat{\mu}_{i,j_2}(t) > \hat{\mu}_{i,j_3}(t)\}$ and $\mathcal{G}_i^c(t) = \{\hat{\mu}_{i,j_1}(t) > \hat{\mu}_{i,j_2}(t) > \hat{\mu}_{i,j_3}(t)\}^c$. The lower bound probability of the correct ranking estimate (good event) and partial correct ranking estimate (bad event) is provided as follows.

Lemma G.1 (1) Define $\mathbf{M}_i = (\mathbf{X}_i(h)^\top \mathbf{X}_i(h) + \lambda_i \mathbf{I})^{-1} \mathbf{X}_i(h)^\top \mathbf{X}_i(h) (\mathbf{X}_i(h)^\top \mathbf{X}_i(h) + \lambda_i \mathbf{I})^{-1} \in \mathbb{R}^{d \times d}$, and $\Sigma_{i,(j,k)}(t) = \sigma^2 [x_j(t)^\top \mathbf{M}_i x_j(t) + x_k(t)^\top \mathbf{M}_i x_k(t)]$. If the true preference for p_i over arms is $a_{j_1} < a_{j_2} < a_{j_3}$ at time step t , the probability of $\mathcal{G}_i(t)$ is lower bounded by

$$\mathbb{P}(\mathcal{G}_i(t)) \geq 1 - \frac{1}{\sqrt{2\pi}} [\Psi_{i,t}(j_1, j_2) + \Psi_{i,t}(j_2, j_3) + \Psi_{i,t}(j_1, j_3)], \quad (\text{G.2})$$

where $\Psi_{i,t}(j, k) = \exp(-\nu_{i,t}^2(j, k)/2) / \nu_{i,t}(j, k)$ and $\nu_{i,t}(j, k) = \bar{\theta}_i^\top [x_j(t) - x_k(t)] / \Sigma_{i,(j,k)}(t)$ represents the scaled mean difference of a_j and a_k from the perspective of $\bar{\theta}_i$ at time t .

(2) Define $\tilde{\nu}_{i,t}(j, k) = \bar{\theta}_i^\top [x_j(t) - x_k(t)] / \tilde{\Sigma}_{i,t}(j, k)$ and $\tilde{\Sigma}_{i,t}(j, k) = \sigma^2 [x_j(t)^\top \mathbf{M}_i x_j(t) + x_k(t)^\top \mathbf{M}_i x_k(t) - 2x_j(t)^\top \mathbf{M}_i x_k(t)]$. If the true preference for p_i over arms is $a_{j_1} < a_{j_2} < a_{j_3}$ at time step t , the $\mathcal{G}_i^c(t)$ probability lower bound is,

$$\mathbb{P}(\mathcal{G}_i^c(t)) \geq \min \{\Gamma_{i,t}(j_1, j_2), \Gamma_{i,t}(j_2, j_3)\} \quad (\text{G.3})$$

where $\Gamma_{i,t}(j, k) = (1/\tilde{\nu}_{i,t}(j, k) - 1/\tilde{\nu}_{i,t}^3(j, k)) \exp(-\tilde{\nu}_{i,t}^2(j, k)/2)$.

Lemma G.1 is used to getting the $\mathcal{G}_i(t)$ and $\mathcal{G}_i^c(t)$'s lower bounds via the sharp Gaussian tail probability lower bound at each time step. In addition, the conditional expectation regret is provided in Section F. The following lemma provides the order of lower bounds of $\mathcal{G}_i(t)$ and $\mathcal{G}_i^c(t)$.

Lemma G.2 *Considering the problem instance in appendix, the order of the probability's lower bound are*

$$\mathbb{P}(\mathcal{G}_i(t)) \geq \mathcal{L}_i^g(t) \text{ and } \mathbb{P}(\mathcal{G}_i^c(t)) \geq \mathcal{L}_i^b(t), \quad (\text{G.4})$$

where $\mathcal{L}_i^g(t) = 1 - (3/c_5(t)\sqrt{2\pi h}) \exp(-c_5^2(t)h/2)$, $\mathcal{L}_i^b(t) = (1/c_7(t)\sqrt{h} - 1/c_7^3(t)h^{3/2}) \exp(-c_7^2(t)h/2)$, and $c_5(t), c_7(t)$ are contextual time-dependent constants but independent of designing exploration rounds h .

With the distribution of $\widehat{\mu}_{i,j}(t)$, to derive the regret lower bound, we provide the proof of good events $\mathcal{G}_1(t)$ and $\mathcal{G}_2(t)$'s probability lower bound in Section G.1, and bad events $\mathcal{G}_1^c(t)$ and $\mathcal{G}_2^c(t)$'s lower bound in Section G.2. In addition, we provide these events' probability lower bounds' order at time t , which is provided in Section G.3. Finally, with the previous technical lemmas, we provide the final instance-dependent regret lower bound as a whole.

To get the regret of agent p_1 , we first assume that p_2 correctly estimates its preference at time step t in the exploitation step. So the instantaneous regret $R_{1,t}(\widehat{r}_2(t) = r_2(t))$ for agent p_1 , if agent p_2 submits correct ranking, can be decomposed as follows,

$$\begin{aligned} R_{1,t}(\widehat{r}_2(t) = r_2(t)) &= \mathbb{P}(\mathcal{G}_2(t)) \mathbb{E}[R_1] \\ &= \mathbb{P}(\mathcal{G}_2(t)) \sum_{z=1}^6 \mathbb{P}_t^{C_z} R_{1,t}^{C_z}(\widehat{r}_2(t) = r_2(t)). \end{aligned} \quad (\text{G.5})$$

where these six cases' regret analysis can be found at Appendix F. So we can decompose these six cases' regrets into

$$\begin{aligned} \sum_{z=1}^6 \mathbb{P}_t^{C_z} R_{1,t}^{C_z}(\widehat{r}_2(t) = r_2(t)) &= \theta_{1,*}^\top \left[\mathbb{P}(\widehat{\mu}_{1,3}(t) > \widehat{\mu}_{1,1}(t) > \widehat{\mu}_{1,2}(t))(x_1(t) - x_3(t)) \right. \\ &\quad + \mathbb{P}(\widehat{\mu}_{1,3}(t) > \widehat{\mu}_{1,2}(t) > \widehat{\mu}_{1,1}(t))(x_1(t) - x_3(t)) \\ &\quad + \mathbb{P}(\widehat{\mu}_{1,2}(t) > \widehat{\mu}_{1,3}(t) > \widehat{\mu}_{1,1}(t))(x_1(t) - x_2(t)) \\ &\quad \left. + \mathbb{P}(\widehat{\mu}_{1,2}(t) > \widehat{\mu}_{1,1}(t) > \widehat{\mu}_{1,3}(t))(x_1(t) - x_2(t)) \right], \end{aligned} \quad (\text{G.6})$$

because there are four cases suffering regret and two cases without suffering regret. Combining case 1 and case 2 as a whole, and case 3 and case 4 together, we obtain

$$\begin{aligned} &= \theta_{1,*}^\top \left[\left(\mathbb{P}(\widehat{\mu}_{1,3}(t) > \widehat{\mu}_{1,1}(t) > \widehat{\mu}_{1,2}(t)) + \mathbb{P}(\widehat{\mu}_{1,2}(t) > \widehat{\mu}_{1,3}(t) > \widehat{\mu}_{1,1}(t)) \right) (x_1(t) - x_3(t)) \right. \\ &\quad \left. + \left(\mathbb{P}(\widehat{\mu}_{1,2}(t) > \widehat{\mu}_{1,3}(t) > \widehat{\mu}_{1,1}(t)) + \mathbb{P}(\widehat{\mu}_{1,2}(t) > \widehat{\mu}_{1,1}(t) > \widehat{\mu}_{1,3}(t)) \right) (x_1(t) - x_2(t)) \right]. \end{aligned} \quad (\text{G.7})$$

With Lemma G.1, we have the bad event's probability lower bound, and define $\bar{\Delta}_{1,\min}(t) = \min_{j \in [3], \bar{\Delta}_{1,j}(t) > 0} \bar{\Delta}_{1,j}(t) = \min_{j \in [K], \bar{\Delta}_{1,j}(t) > 0} \langle \theta_{1,*}, x_{\bar{m}_t(1)}(t) - x_j(t) \rangle$, we can get this instantaneous regret as follows

$$\begin{aligned} &\geq \left[\left(\mathbb{P}(\hat{\mu}_{1,3}(t) > \hat{\mu}_{1,1}(t) > \hat{\mu}_{1,2}(t)) + \mathbb{P}(\hat{\mu}_{1,2}(t) > \hat{\mu}_{1,3}(t) > \hat{\mu}_{1,1}(t)) \right) \bar{\Delta}_{1,\min}(t) \right. \\ &\quad \left. + \left(\mathbb{P}(\hat{\mu}_{1,2}(t) > \hat{\mu}_{1,3}(t) > \hat{\mu}_{1,1}(t)) + \mathbb{P}(\hat{\mu}_{1,2}(t) > \hat{\mu}_{1,1}(t) > \hat{\mu}_{1,3}(t)) \right) \bar{\Delta}_{1,\min}(t) \right] \\ &= \mathbb{P}(\mathcal{G}_1^c(t)) \bar{\Delta}_{1,\min}(t) \end{aligned} \quad (\text{G.8})$$

So the regret for agent p_1 is lower bounded by

$$R_{1,t}(\hat{r}_2(t) = r_2(t)) \geq \mathbb{P}(\mathcal{G}_2(t)) \mathbb{P}(\mathcal{G}_1^c(t)) \bar{\Delta}_{1,\min}(t) \geq \mathbb{P}(\mathcal{G}_2(t)) \mathcal{L}_1^b(t) \bar{\Delta}_{1,\min}(t). \quad (\text{G.9})$$

Based on Lemma G.1, we have the good event $\mathcal{G}_2(t)$'s probability lower bound and get

$$R_{1,t}(\hat{r}_2(t) = r_2(t)) \geq \mathcal{L}_2^g(t) \mathcal{L}_1^b(t) \bar{\Delta}_{1,\min}(t). \quad (\text{G.10})$$

With the same rule, we obtain similar result when p_2 is incorrect,

$$R_{1,t}(\hat{r}_2(t) \neq r_2(t)) \geq \bar{\Delta}_{1,\min}(t) \prod_{i=1}^2 \mathcal{L}_i^b(t). \quad (\text{G.11})$$

By considering agent p_2 's preference at time t , the regret for agent p_1 at time t is lower bounded by

$$R_1(t) \geq \bar{\Delta}_{1,\min}(t) \left(\prod_{i=1}^2 \mathcal{L}_i^b(t) + \mathcal{L}_2^g(t) \mathcal{L}_1^b(t) \right). \quad (\text{G.12})$$

The agent p_2 gets similar regret lower bound by symmetry. So the overall lower bound regret for agent p_1 is

$$R_1(T) \geq \sum_{t=1}^h \Delta_{i,m_t(i)}(t) + \sum_{t=h+1}^T \bar{\Delta}_{1,\min}(t) \left(\prod_{i=1}^2 \mathcal{L}_i^b(t) + \mathcal{L}_2^g(t) \mathcal{L}_1^b(t) \right). \quad (\text{G.13})$$

Besides, we analyze the order of the two probability lower bounds' product.

$$\mathcal{L}_2^g(t) \mathcal{L}_1^b(t) = \left(\frac{1}{\sqrt{h}} - \frac{1}{\sqrt{h^3}} \right) e^{-\frac{h}{2}} \left(1 - \frac{1}{\sqrt{h}} e^{-\frac{h}{2}} \right) = \frac{c_8(t)}{\sqrt{h}} e^{-\frac{h}{2}}, \quad (\text{G.14})$$

where $c_8(t)$ is a context-dependent constant, but independent of h . And the product order of these bad events' probability lower bounds between two agents is,

$$\mathcal{L}_1^b(t) \mathcal{L}_2^b(t) = \left(\frac{1}{\sqrt{h}} - \frac{1}{\sqrt{h^3}} \right) e^{-\frac{h}{2}} \left(\frac{1}{\sqrt{h}} - \frac{1}{\sqrt{h^3}} \right) e^{-\frac{h}{2}} = \frac{1}{h} e^{-c_9(t)h}, \quad (\text{G.15})$$

where $c_9(t)$ is a context-dependent constant, but independent of h . So the sum of $\mathcal{L}_2^g(t) \mathcal{L}_1^b(t)$ and $\mathcal{L}_1^b(t) \mathcal{L}_2^b(t)$ will be $\frac{c_{10}(t)}{\sqrt{h}} e^{-h}$. By $1/\sqrt{h} > 1/\sqrt{T}$, the $R_1(T)$ will be lower bounded by $h \bar{\Delta}_{1,\min} + \sqrt{T} \bar{\Delta}_{1,\min} c_{10}(t) e^{-h}$. Then by similar analysis derived in the upper bound order analysis of dynamic matching in Appendix D.2, we find that the order of the regret lower bound will be $\Omega(\log(T))$.

G.1 Proof of Lemma G.1 - Good Event

Proof. First, without loss of generality, suppose that the true preference from agent p_i to all arms is $a_{j_1} <_i^t a_{j_2} <_i^t a_{j_3}$ at time t . In order to present the competing status of those agents, we need to quantify the probability of the good event $\mathcal{G}_i(t) = \{\widehat{\mu}_{i,j_1}(t) > \widehat{\mu}_{i,j_2}(t) > \widehat{\mu}_{i,j_3}(t)\}$. Here we denote $\mathcal{A}(t) = \{\widehat{\mu}_{i,j_1}(t) > \max(\widehat{\mu}_{i,j_2}(t), \widehat{\mu}_{i,j_3}(t))\}$ as the *1st-good event* and $\mathcal{B}(t) = \{\widehat{\mu}_{i,j_2}(t) > \widehat{\mu}_{i,j_3}(t)\}$ as the *2nd-good event*, where $\mathcal{G}_i(t) = \mathcal{A}(t) \cap \mathcal{B}(t)$. Here we omit the index 'i' in *1st-good event* and *2nd-good event*. The *1st-good event* \mathcal{A} can also be divided into to the event $\mathcal{A}_1(t) = \{\widehat{\mu}_{i,j_1}(t) > \widehat{\mu}_{i,j_2}(t)\}$ and the event $\mathcal{A}_2(t) = \{\widehat{\mu}_{i,j_1}(t) > \widehat{\mu}_{i,j_3}(t)\}$ happening simultaneously, where $\mathcal{A}(t) = \mathcal{A}_1(t) \cap \mathcal{A}_2(t)$. By the property of $\mathbb{P}(\mathcal{A}(t) \cap \mathcal{B}(t)) \geq \mathbb{P}(\mathcal{A}(t)) + \mathbb{P}(\mathcal{B}(t)) - \mathbb{P}(\mathcal{A}(t) \cup \mathcal{B}(t)) \geq \mathbb{P}(\mathcal{A}(t)) + \mathbb{P}(\mathcal{B}(t)) - 1$, we use the same technique again and have $\mathbb{P}(\mathcal{A}(t)) \geq \mathbb{P}(\mathcal{A}_1(t)) + \mathbb{P}(\mathcal{A}_2(t)) - 1$. So the event $\mathcal{A}(t)$'s probability lower bound is,

$$\begin{aligned} \mathbb{P}(\mathcal{A}(t)) &= \mathbb{P}(\widehat{\mu}_{i,j_1}(t) > \max(\widehat{\mu}_{i,j_2}(t), \widehat{\mu}_{i,j_3}(t))) \\ &= \mathbb{P}(\{\widehat{\mu}_{i,j_1}(t) > \widehat{\mu}_{i,j_2}(t)\} \cap \{\widehat{\mu}_{i,j_1}(t) > \widehat{\mu}_{i,j_3}(t)\}) \\ &\geq \mathbb{P}(\widehat{\mu}_{i,j_1}(t) > \widehat{\mu}_{i,j_2}(t)) + \mathbb{P}(\widehat{\mu}_{i,j_1}(t) > \widehat{\mu}_{i,j_3}(t)) - 1 \\ &= \mathbb{P}(\mathcal{A}_1(t)) + \mathbb{P}(\mathcal{A}_2(t)) - 1. \end{aligned} \tag{G.16}$$

Now we have to quantify the event $\mathcal{A}_1(t)$ and event $\mathcal{A}_2(t)$'s probabilities' lower bound. We first define the estimated mean reward difference for agent p_i at time t between arm a_{j_1} and arm a_{j_2} as $\widehat{Z}_{i,(j_1,j_2)} = \widehat{\mu}_{i,j_1}(t) - \widehat{\mu}_{i,j_2}(t)$. Given all contextual information at time t , we get

$$\widehat{Z}_{i,(j_1,j_2)} | \mathcal{F}_i(h) \sim N(\bar{\theta}_i^\top [x_{j_1}(t) - x_{j_2}(t)], \widetilde{\Sigma}_{i,(j_1,j_2)}(t)), \tag{G.17}$$

where $\widetilde{\Sigma}_{i,(j_1,j_2)}(t) = \sigma^2 [x_{j_1}(t)^\top \mathbf{M}_i x_{j_1}(t) + x_{j_2}(t)^\top \mathbf{M}_i x_{j_2}(t) - 2x_{j_1}(t)^\top \mathbf{M}_i x_{j_2}(t)] \in \mathbb{R}$ is the variance of the estimated mean reward $\widehat{\mu}_{i,j_1}(t) - \widehat{\mu}_{i,j_2}(t)$. We know that $\widehat{\mu}_{i,j_1}(t)$ and $\widehat{\mu}_{i,j_2}(t)$ are positively correlated because \mathbf{M}_i is positive semi-definite since x_{j_1} and x_{j_2} 's coordinates are follow uniform distribution $U(0, 1)^d$. So the variance of the difference $\widehat{\mu}_{i,j_1}(t) - \widehat{\mu}_{i,j_2}(t)$ of the two correlated normal random variables is less than the variance of the difference of two independent normal random variables by the property $var(\varpi_1 - \varpi_2) \leq var(\varpi_1) + var(\varpi_2)$ if ϖ_1 and ϖ_2 are positively correlated random variables. Besides, we know if two normal random variables $\widehat{\mu}_{i,j_1}(t)$ and $\widehat{\mu}_{i,j_2}(t)$ are independent,

$$\widetilde{\Sigma}_{i,(j_1,j_2)}(t) \leq \sigma^2 [x_{j_1}(t)^\top \mathbf{M}_i x_{j_1}(t) + x_{j_2}(t)^\top \mathbf{M}_i x_{j_2}(t)], \tag{G.18}$$

where $x_{j_1}(t)^\top \mathbf{M}_i x_{j_1}(t)$ and $x_{j_2}(t)^\top \mathbf{M}_i x_{j_2}(t)$ are the variances of $\widehat{\mu}_{i,j_1}(t)$ and $\widehat{\mu}_{i,j_2}(t)$ correspondingly, and we define $\Sigma_{i,(j_1,j_2)}(t) = \sigma^2 [x_{j_1}(t)^\top \mathbf{M}_i x_{j_1}(t) + x_{j_2}(t)^\top \mathbf{M}_i x_{j_2}(t)]$. We use the *proxy* random variable $Z_{i,(j_1,j_2)}$ to define the difference of two independent Gaussian random variables. $Z_{i,(j_1,j_2)}$'s distribution follows the normal distribution

$$Z_{i,(j_1,j_2)} | \mathcal{F}_i(h) \sim N(\bar{\theta}_i^\top [x_{j_1}(t) - x_{j_2}(t)], \Sigma_{i,(j_1,j_2)}(t)), \tag{G.19}$$

where $\bar{\theta}_i^\top [x_{j_1}(t) - x_{j_2}(t)]$ is the $Z_{i,(j_1,j_2)}$'s expectation and $\Sigma_{i,(j_1,j_2)}(t)$ is the variance of $Z_{i,(j_1,j_2)}$. In the following passage, we omit the filtration $|\mathcal{F}_i(h)$ in argument. Then we can obtain the probability lower bound of arm a_{j_1} is ranked higher than the arm a_{j_2} at time step t from the viewpoint of agent p_i via the proxy random variable $Z_{i,(j_1,j_2)}$, that is

$$\begin{aligned} \mathbb{P}(\hat{\mu}_{i,j_1}(t) > \hat{\mu}_{i,j_2}(t)) &= \mathbb{P}(\hat{\mu}_{i,j_1}(t) - \hat{\mu}_{i,j_2}(t) > 0) \\ &= \mathbb{P}(\hat{Z}_{i,(j_1,j_2)} > 0) \\ &\geq \mathbb{P}(Z_{i,(j_1,j_2)} > 0), \text{ by the inequality (G.18)} \\ &= \mathbb{P}\left(\frac{Z_{i,(j_1,j_2)} - \bar{\theta}_i^\top [x_{j_1}(t) - x_{j_2}(t)]}{\Sigma_{i,(j_1,j_2)}(t)} \geq -\nu_{i,(j_1,j_2)}(t)\right), \end{aligned} \quad (\text{G.20})$$

where $\nu_{i,(j_1,j_2)}(t) = \frac{\bar{\theta}_i^\top [x_{j_1}(t) - x_{j_2}(t)]}{\Sigma_{i,(j_1,j_2)}(t)}$ greater than zero, is based on the true preference's setting that $a_{j_1} >_i^t a_{j_2} >_i^t a_{j_3}$ for agent p_i at time t . The aim of the last equality is to transform the proxy random variable to the standard normal variable and quantify the event $\mathcal{A}_1(t)$'s probability lower bound. Now this event $\mathcal{A}_1(t)$'s probability lower bound is

$$\begin{aligned} \mathbb{P}(\hat{\mu}_{i,j_1}(t) > \hat{\mu}_{i,j_2}(t)) &\geq 1 - \mathbb{P}\left(\frac{Z_{i,(j_1,j_2)} - \bar{\theta}_i^\top [x_{j_1}(t) - x_{j_2}(t)]}{\Sigma_{i,(j_1,j_2)}(t)} \geq \nu_{i,(j_1,j_2)}(t)\right) \\ &\geq 1 - \frac{1}{\nu_{i,(j_1,j_2)}(t)} \frac{1}{\sqrt{2\pi}} e^{\left(-\frac{\nu_{i,(j_1,j_2)}^2(t)}{2}\right)}, \end{aligned} \quad (\text{G.21})$$

where the last inequality is by Lemma A.2, which provides the tail probability of the normal distribution since $\nu_{i,(j_1,j_2)}(t)$ is positive. With the same technique, we can acquire the event $\mathcal{A}_2(t)$'s probability's lower bound and we also define $\nu_{t,(j_1,j_3)} = \frac{\bar{\theta}_i^\top [x_{j_1}(t) - x_{j_3}(t)]}{\Sigma_{i,(j_1,j_3)}(t)}$, which is greater than zero. Then we have

$$\mathbb{P}(\hat{\mu}_{i,j_1}(t) > \hat{\mu}_{i,j_3}(t)) \geq 1 - \frac{1}{\nu_{t,(j_1,j_3)}} \frac{1}{\sqrt{2\pi}} e^{\left(-\frac{\nu_{t,(j_1,j_3)}^2}{2}\right)}. \quad (\text{G.22})$$

So the *1st-good event*'s lower bound probability is,

$$\begin{aligned} &\mathbb{P}(\hat{\mu}_{i,j_1}(t) > \max(\hat{\mu}_{i,j_2}(t), \hat{\mu}_{i,j_3}(t))) \\ &\geq 1 - \frac{1}{\nu_{i,(j_1,j_2)}(t)} \frac{1}{\sqrt{2\pi}} e^{\left(-\frac{\nu_{i,(j_1,j_2)}^2(t)}{2}\right)} + 1 - \frac{1}{\nu_{t,(j_1,j_3)}} \frac{1}{\sqrt{2\pi}} e^{\left(-\frac{\nu_{t,(j_1,j_3)}^2}{2}\right)} - 1 \\ &= 1 - \frac{1}{\nu_{i,(j_1,j_2)}(t)} \frac{1}{\sqrt{2\pi}} e^{\left(-\frac{\nu_{i,(j_1,j_2)}^2(t)}{2}\right)} - \frac{1}{\nu_{t,(j_1,j_3)}} \frac{1}{\sqrt{2\pi}} e^{\left(-\frac{\nu_{t,(j_1,j_3)}^2}{2}\right)}. \end{aligned} \quad (\text{G.23})$$

And the *2nd-good event*'s lower bound probability is,

$$\mathbb{P}(\hat{\mu}_{i,j_2}(t) > \hat{\mu}_{i,j_3}(t)) \geq 1 - \frac{1}{\nu_{i,(j_2,j_3)}(t)} \frac{1}{\sqrt{2\pi}} e^{\left(-\frac{\nu_{i,(j_2,j_3)}^2(t)}{2}\right)}, \quad (\text{G.24})$$

where $\nu_{t,(j_2,j_3)} = \frac{\bar{\theta}_i^\top [x_{j_2}(t) - x_{j_3}(t)]}{\Sigma_{i,(j_2,j_3)}(t)} > 0$ and we define $\Sigma_{i,(j_2,j_3)}(t) = \sigma^2 [x_{j_2}(t)^\top \mathbf{M}_i x_{j_2}(t) + x_{j_3}(t)^\top \mathbf{M}_i x_{j_3}(t)]$.

Here we provide all definitions of $\Sigma_{i,(j_1,j_2)}(t)$, $\Sigma_{i,(j_2,j_3)}(t)$, and $\Sigma_{i,(j_1,j_3)}(t)$,

$$\begin{aligned} \nu_{i,(j_1,j_2)}(t) &= \frac{\bar{\theta}_i^\top [x_{j_1}(t) - x_{j_2}(t)]}{\Sigma_{i,(j_1,j_2)}(t)}, \Sigma_{i,(j_1,j_2)}(t) = \sigma^2 [x_{j_1}(t)^\top \mathbf{M}_i x_{j_1}(t) + x_{j_2}(t)^\top \mathbf{M}_i x_{j_2}(t)] \\ \nu_{i,(j_2,j_3)}(t) &= \frac{\bar{\theta}_i^\top [x_{j_2}(t) - x_{j_3}(t)]}{\Sigma_{i,(j_2,j_3)}(t)}, \Sigma_{i,(j_2,j_3)}(t) = \sigma^2 [x_{j_2}(t)^\top \mathbf{M}_i x_{j_2}(t) + x_{j_3}(t)^\top \mathbf{M}_i x_{j_3}(t)] \\ \nu_{i,(j_1,j_3)}(t) &= \frac{\bar{\theta}_i^\top [x_{j_1}(t) - x_{j_3}(t)]}{\Sigma_{i,(j_1,j_3)}(t)}, \Sigma_{i,(j_1,j_3)}(t) = \sigma^2 [x_{j_1}(t)^\top \mathbf{M}_i x_{j_1}(t) + x_{j_3}(t)^\top \mathbf{M}_i x_{j_3}(t)] \end{aligned} \quad (\text{G.25})$$

So the final good event $\mathcal{G}_i(t)$'s probability lower bound is

$$\begin{aligned} \mathbb{P}(\mathcal{G}_i(t)) &\geq 1 - \frac{1}{\nu_{i,(j_1,j_2)}(t)} \frac{1}{\sqrt{2\pi}} e^{-\frac{\nu_{i,(j_1,j_2)}^2(t)}{2}} \\ &\quad - \frac{1}{\nu_{i,(j_1,j_3)}(t)} \frac{1}{\sqrt{2\pi}} e^{-\frac{\nu_{i,(j_1,j_3)}^2(t)}{2}} - \frac{1}{\nu_{i,(j_2,j_3)}(t)} \frac{1}{\sqrt{2\pi}} e^{-\frac{\nu_{i,(j_2,j_3)}^2(t)}{2}}. \end{aligned} \quad (\text{G.26})$$

G.2 Proof of Lemma G.1 - Bad Event

Proof. To get the probability lower bound of the bad event $\mathcal{G}_i^c(t)$, we can obtain the upper bound of the good event $\mathcal{G}_i(t)$ probability first. The proof path is similar to the proof of Lemma G.1 but with the upper bound of the tail probability of the normal distribution and exists some nuances.

We have

$$\begin{aligned} \mathbb{P}(\mathcal{G}_i(t)) &= \mathbb{P}(\widehat{\mu}_{i,j_1}(t) - \widehat{\mu}_{i,j_2}(t) > 0, \widehat{\mu}_{i,j_2}(t) - \widehat{\mu}_{i,j_3}(t) > 0) \\ &= \mathbb{P}(\widehat{\mu}_{i,j_1}(t) - \widehat{\mu}_{i,j_2}(t) > 0 | \widehat{\mu}_{i,j_2}(t) - \widehat{\mu}_{i,j_3}(t) > 0) \mathbb{P}(\widehat{\mu}_{i,j_2}(t) - \widehat{\mu}_{i,j_3}(t) > 0) \\ &\leq \mathbb{P}(\widehat{\mu}_{i,j_2}(t) - \widehat{\mu}_{i,j_3}(t) > 0), \end{aligned} \quad (\text{G.27})$$

where the last inequality holds because $\mathbb{P}(\widehat{\mu}_{i,j_1}(t) - \widehat{\mu}_{i,j_2}(t) > 0 | \widehat{\mu}_{i,j_2}(t) - \widehat{\mu}_{i,j_3}(t) > 0) \leq 1$. Similarly we have

$$\begin{aligned} \mathbb{P}(\mathcal{G}_i(t)) &= \mathbb{P}(\widehat{\mu}_{i,j_2}(t) - \widehat{\mu}_{i,j_3}(t) > 0 | \widehat{\mu}_{i,j_1}(t) - \widehat{\mu}_{i,j_2}(t) > 0) \mathbb{P}(\widehat{\mu}_{i,j_1}(t) - \widehat{\mu}_{i,j_2}(t) > 0) \\ &\leq \mathbb{P}(\widehat{\mu}_{i,j_1}(t) - \widehat{\mu}_{i,j_2}(t) > 0), \end{aligned} \quad (\text{G.28})$$

where the last inequality holds because $\mathbb{P}(\widehat{\mu}_{i,j_2}(t) - \widehat{\mu}_{i,j_3}(t) > 0 | \widehat{\mu}_{i,j_1}(t) - \widehat{\mu}_{i,j_2}(t) > 0) \leq 1$.

To get the upper bound of $\mathbb{P}(\mathcal{G}_i(t))$, we need to quantify the maximum value of $\mathbb{P}(\widehat{\mu}_{i,j_1}(t) - \widehat{\mu}_{i,j_2}(t) > 0)$ and $\mathbb{P}(\widehat{\mu}_{i,j_2}(t) - \widehat{\mu}_{i,j_3}(t) > 0)$. Here we use the same definition in Lemma G.1, $\mathcal{A}_1(t) = \{\widehat{\mu}_{i,j_1}(t) > \widehat{\mu}_{i,j_2}(t)\}$ and $\mathcal{B}(t) = \{\widehat{\mu}_{i,j_2}(t) > \widehat{\mu}_{i,j_3}(t)\}$. In the following, we provide the proof of getting upper bound probability of $\mathcal{B}(t)$ and $\mathcal{A}_1(t)$. The proof of getting the probability upper bound of two quantities is similar, so we get the upper bound of $\mathbb{P}(\mathcal{B}(t))$ first.

Let's use the similar notation defined in Lemma G.1.

$$\widehat{Z}_{i,(j_2,j_3)} = \widehat{\mu}_{i,j_2}(t) - \widehat{\mu}_{i,j_3}(t) | \mathcal{F}_i(h) \sim N(\bar{\theta}_i^\top [x_{j_2}(t) - x_{j_3}(t)], \widetilde{\Sigma}_{i,(j_2,j_3)}), \quad (\text{G.29})$$

where $\widetilde{\Sigma}_{i,(j_2,j_3)} = \sigma^2 [x_{j_2}(t)^\top \mathbf{M}_i x_{j_2}(t) + x_{j_3}(t)^\top \mathbf{M}_i x_{j_3}(t) - 2x_{j_2}(t)^\top \mathbf{M}_i x_{j_3}(t)]$, greater than zero, is the true variance of $\widehat{Z}_{i,(j_2,j_3)}$. So

$$\begin{aligned} \mathbb{P}(\mathcal{B}(t)) &= \mathbb{P}\left(\widehat{Z}_{i,(j_2,j_3)} > 0\right) \\ &= \mathbb{P}\left(\frac{\widehat{Z}_{i,(j_2,j_3)} - \bar{\theta}_i^\top [x_{j_2}(t) - x_{j_3}(t)]}{\widetilde{\Sigma}_{i,(j_2,j_3)}} \geq -\tilde{\nu}_{i,(j_2,j_3)}(t)\right) \\ &= 1 - \mathbb{P}\left(\frac{\widehat{Z}_{i,(j_2,j_3)} - \bar{\theta}_i^\top [x_{j_2}(t) - x_{j_3}(t)]}{\widetilde{\Sigma}_{i,(j_2,j_3)}} \geq \tilde{\nu}_{i,(j_2,j_3)}(t)\right) \end{aligned} \quad (\text{G.30})$$

where the last equality holds by the symmetry property of normal distribution and define $\tilde{\nu}_{i,(j_2,j_3)}(t) = \frac{\bar{\theta}_i^\top [x_{j_2}(t) - x_{j_3}(t)]}{\widetilde{\Sigma}_{i,(j_2,j_3)}}$, greater than zero. Besides, $\tilde{\nu}_{i,(j_1,j_2)}(t)$ can be defined similarly,

$$\begin{aligned} \tilde{\nu}_{i,(j_1,j_2)}(t) &= \frac{\bar{\theta}_i^\top [x_{j_1}(t) - x_{j_2}(t)]}{\widetilde{\Sigma}_{i,(j_1,j_2)}(t)}, \\ \widetilde{\Sigma}_{i,(j_1,j_2)}(t) &= \sigma^2 [x_{j_1}(t)^\top \mathbf{M}_i x_{j_1}(t) + x_{j_2}(t)^\top \mathbf{M}_i x_{j_2}(t) - 2x_{j_1}(t)^\top \mathbf{M}_i x_{j_2}(t)]. \end{aligned} \quad (\text{G.31})$$

So by the Lemma A.2's lower bound of normal tail probability, we have the upper bound probability of $\mathcal{B}(t)$,

$$\mathbb{P}(\mathcal{B}(t)) \leq 1 - \left(\frac{1}{\tilde{\nu}_{i,(j_2,j_3)}(t)} - \frac{1}{\tilde{\nu}_{i,(j_2,j_3)}^3(t)}\right) e^{\left(-\frac{\tilde{\nu}_{i,(j_2,j_3)}^2(t)}{2}\right)}. \quad (\text{G.32})$$

So the similar result can be obtained for $\mathcal{A}_1(t)$,

$$\mathbb{P}(\mathcal{A}_1(t)) \leq 1 - \left(\frac{1}{\tilde{\nu}_{i,(j_1,j_2)}(t)} - \frac{1}{\tilde{\nu}_{i,(j_1,j_2)}^3(t)}\right) e^{\left(-\frac{\tilde{\nu}_{i,(j_1,j_2)}^2(t)}{2}\right)}. \quad (\text{G.33})$$

Since

$$\begin{aligned} \mathbb{P}(\mathcal{G}_i(t)) &\leq \max\left\{\mathbb{P}(\widehat{\mu}_{i,j_2}(t) - \widehat{\mu}_{i,j_3}(t) > 0), \mathbb{P}(\widehat{\mu}_{i,j_1}(t) - \widehat{\mu}_{i,j_2}(t) > 0)\right\}, \\ &\leq 1 - \min\left\{\left(\frac{1}{\tilde{\nu}_{i,(j_2,j_3)}(t)} - \frac{1}{\tilde{\nu}_{i,(j_2,j_3)}^3(t)}\right) e^{\left(-\frac{\tilde{\nu}_{i,(j_2,j_3)}^2(t)}{2}\right)}, \right. \\ &\quad \left. \left(\frac{1}{\tilde{\nu}_{i,(j_1,j_2)}(t)} - \frac{1}{\tilde{\nu}_{i,(j_1,j_2)}^3(t)}\right) e^{\left(-\frac{\tilde{\nu}_{i,(j_1,j_2)}^2(t)}{2}\right)}\right\}. \end{aligned} \quad (\text{G.34})$$

Meanwhile we get the lower bound of $\mathcal{G}_i^c(t)$ as follows,

$$\begin{aligned} \mathbb{P}(\mathcal{G}_i^c(t)) &\geq \min\left\{\left(\frac{1}{\tilde{\nu}_{i,(j_2,j_3)}(t)} - \frac{1}{\tilde{\nu}_{i,(j_2,j_3)}^3(t)}\right) e^{\left(-\frac{\tilde{\nu}_{i,(j_2,j_3)}^2(t)}{2}\right)}, \right. \\ &\quad \left. \left(\frac{1}{\tilde{\nu}_{i,(j_1,j_2)}(t)} - \frac{1}{\tilde{\nu}_{i,(j_1,j_2)}^3(t)}\right) e^{\left(-\frac{\tilde{\nu}_{i,(j_1,j_2)}^2(t)}{2}\right)}\right\} \end{aligned} \quad (\text{G.35})$$

G.3 Proof of Lemma G.2

Proof. In order to get the good event $\mathcal{G}_i(t)$ and bad event $\mathcal{G}_i^c(t)$'s probability order. We first need to analyze the order of $\nu_{i,(j_1,j_2)}(t)$, $\tilde{\nu}_{i,(j_1,j_2)}(t)$, $\Sigma_{i,(j_2,j_3)}(t)$, $\tilde{\Sigma}_{i,(j_2,j_3)}(t)$ and other similar terms.

Based on the definition of $\nu_{i,(j_1,j_2)}(t) = \frac{\theta_i^\top [x_{j_1}(t) - x_{j_2}(t)]}{\Sigma_{i,(j_1,j_2)}}$, we know that the context difference at time t , which is $x_{j_1}(t) - x_{j_2}(t)$, independent of h . The expected ridge parameter is $\bar{\theta}_i = (\mathbf{X}_i(h)^\top \mathbf{X}_i(h) + \lambda_i \mathbf{I})^{-1} \mathbf{X}_i(h)^\top \mathbf{X}_i(h) \theta_{i,*}$. Based on the problem design in Section. 6.4, $\bar{\theta}_i$ can be rewritten as $\{\sqrt{1 - 1/h} \mathbf{c}_1 + 1/\sqrt{h} \mathbf{c}_2\} = 1/\sqrt{h} \mathbf{c}_3$, where $\mathbf{c}_1, \mathbf{c}_2$ are time-dependent constants based on $(\mathbf{X}_i(h)^\top \mathbf{X}_i(h) + \lambda_i \mathbf{I})^{-1} \mathbf{X}_i(h)^\top \mathbf{X}_i(h)$ but independent of h , and \mathbf{c}_3 is also a context-constant, but independent of h . Besides, we know that $x_{j_1}(t)^\top \mathbf{M}_i x_{j_1}(t) \leq \lambda_{\max}(\mathbf{M}_i) \|x_{j_1}(t)\|_2^2 \leq \lambda_{\max}(\mathbf{M}_i) L$ by the property $\|x_{j_1}(t)\|_2^2 \leq L$, where L is a constant and we assume $L = 1$. So $\lambda_{\max}(\mathbf{M}_i) = c_4/h$ by Chapter 4 from (Vershynin 2018), where c_4 can be viewed as a context-constant, independent of h . Thus $\nu_{i,(j_1,j_2)}(t) = \frac{c_3^\top [x_{j_1}(t) - x_{j_2}(t)]/\sqrt{h}}{c_4/h} = c_5(t) \sqrt{h}$, where $c_5(t)$ is a context-dependent constant, but independent of h .

From Lemma G.1, we get the lower bound of of probability $\mathbb{P}(\mathcal{G}_i(t))$ such as

$$\begin{aligned} & \mathbb{P}(\mathcal{G}_i(t)) \\ & \geq 1 - \frac{1}{\nu_{i,(j_1,j_2)}(t)} \frac{1}{\sqrt{2\pi}} e^{-\frac{\nu_{i,(j_1,j_2)}^2(t)}{2}} \\ & \quad - \frac{1}{\nu_{i,(j_1,j_3)}(t)} \frac{1}{\sqrt{2\pi}} e^{-\frac{\nu_{i,(j_1,j_3)}^2(t)}{2}} - \frac{1}{\nu_{i,(j_2,j_3)}(t)} \frac{1}{\sqrt{2\pi}} e^{-\frac{\nu_{i,(j_2,j_3)}^2(t)}{2}} \\ & = 1 - 3 \max \left\{ \frac{1}{\nu_{i,(j_1,j_2)}(t)} \frac{1}{\sqrt{2\pi}} e^{-\frac{\nu_{i,(j_1,j_2)}^2(t)}{2}}, \right. \\ & \quad \left. \frac{1}{\nu_{i,(j_1,j_3)}(t)} \frac{1}{\sqrt{2\pi}} e^{-\frac{\nu_{i,(j_1,j_3)}^2(t)}{2}}, \frac{1}{\nu_{i,(j_2,j_3)}(t)} \frac{1}{\sqrt{2\pi}} e^{-\frac{\nu_{i,(j_2,j_3)}^2(t)}{2}} \right\}, \end{aligned} \tag{G.36}$$

and its corresponding order,

$$\mathbb{P}(\mathcal{G}_i(t)) \geq \mathcal{L}_i^g(t), \tag{G.37}$$

where we define $\mathcal{L}_i^g(t) \triangleq 1 - \frac{3}{\sqrt{2\pi}} \frac{1}{c_5(t) \sqrt{h}} e^{-\frac{c_5^2(t) h}{2}}$ as the good event $\mathcal{G}_i(t)$'s probability lower bound.

Based on Lemma G.1, we can get the bad event $\mathcal{G}_i^c(t)$ ' probability lower bound, which is

$$\begin{aligned} \mathbb{P}(\mathcal{G}_i^c(t)) & \geq \min \left\{ \left(\frac{1}{\tilde{\nu}_{i,(j_2,j_3)}(t)} - \frac{1}{\tilde{\nu}_{i,(j_2,j_3)}^3(t)} \right) e^{-\frac{\tilde{\nu}_{i,(j_2,j_3)}^2(t)}{2}}, \right. \\ & \quad \left. \left(\frac{1}{\tilde{\nu}_{i,(j_1,j_2)}(t)} - \frac{1}{\tilde{\nu}_{i,(j_1,j_2)}^3(t)} \right) e^{-\frac{\tilde{\nu}_{i,(j_1,j_2)}^2(t)}{2}} \right\} \end{aligned} \tag{G.38}$$

where $\tilde{\nu}_{i,(j_1,j_2)}(t), \tilde{\nu}_{i,(j_2,j_3)}(t)$ and $\tilde{\Sigma}_{i,(j_1,j_2)}(t), \tilde{\Sigma}_{i,(j_2,j_3)}(t)$ are defined in Lemma G.1.

In addition, we know $\bar{\theta}_i = \sqrt{h}\mathbf{c}_3$ by the instance design. Since $x_{j_2}(t)^\top \mathbf{M}_i x_{j_2}(t) \geq \lambda_{\min}(\mathbf{M}_i) \|x_{j_2}(t)\|_2^2 \geq \lambda_{\min}(\mathbf{M}_i) c_{\min, j_2}(t)$ where $c_{\min, j_2}(t) = \min_{t \in [h, T]} \|x_{j_2}(t)\|_2^2$ and we assume contexts are meaningful, so $\|x_{j_2}(t)\| \neq 0$. Because we know that $\langle x_{j_2}(t), x_{j_3}(t) \rangle \geq 0$, $2x_{j_2}(t)^\top \mathbf{M}_i x_{j_3}(t) \geq 2\lambda_{\min}(\mathbf{M}_i) \langle x_{j_2}(t), x_{j_3}(t) \rangle \geq 2\lambda_{\min}(\mathbf{M}_i) c_{\min, (j_2, j_3)}(t)$, where

$$c_{\min, (j_2, j_3)}(t) = \min_{t \in [h+1, T]} \langle x_{j_2}(t), x_{j_3}(t) \rangle. \text{ Then } \tilde{\Sigma}_{i, (j_2, j_3)} \geq 2\sigma^2 L \lambda_{\min}(\mathbf{M}_i) - 2\sigma^2 \lambda_{\max}(\mathbf{M}_i)$$

$$c_{\min, (j_2, j_3)}(t) = c_{6, (j_2, j_3)}(t)/h. \text{ Thus } \tilde{\nu}_{i, (j_2, j_3)}(t) \text{ is less } \frac{\mathbf{c}_3^\top [x_{j_2}(t) - x_{j_3}(t)] / \sqrt{h}}{c_{6, (j_2, j_3)}(t)/h} \triangleq c_7(t) \sqrt{h}, \text{ where } c_7(t) \text{ is a}$$

context-dependent constant, but independent of h .

So we get the lower bound order of $\mathbb{P}(\mathcal{G}_i^c(t))$,

$$\mathbb{P}(\mathcal{G}_i^c(t)) \geq \mathcal{L}_i^b(t), \quad (\text{G.39})$$

where we define $\mathcal{L}_i^b(t) \triangleq \left(\frac{1}{c_7(t)\sqrt{h}} - \frac{1}{c_7^3(t)h^{3/2}}\right) e^{-\frac{c_7^2(t)}{2}h}$ as the bad event $\mathcal{G}_i^c(t)$'s probability lower bound.

H More Simulations

H.1 Section 3.1 Example - Incapable Exploration

We set the true matching reward for three firms to $(0.8, 0.4, 0.2)$, $(0.5, 0.7, 0.2)$, $(0.6, 0.3, 0.65)$. All preferences from companies over workers can be derived from the true matching reward. As we can view, company p_3 has a similar preference over a_1 (0.6) and a_3 (0.65). Thus, the small difference can lead the incapable exploration as described in Section 3.1 by the UCB algorithm.

Next we present the experiment settings of S3, S4, and S5.

H.2 More Simulation Settings

Scenario 3 (S3): The uniform sub-optimal minimal condition for this scenario is set to be $\bar{\Delta}_{i, \min} = 0.05, \forall i \in [N]$. The time horizon is set to be $T = 5000$ to have a long enough learning length since we decrease the uniform sub-optimal minimal condition. The learning length h for the three noise levels are $h = [264, 876, 4014]$, correspondingly. Thus the difference between S3 and S2 is the time horizon T and different hyperparameters. The data generation process for S3 and S2 are the same.

Scenario 4 (S4): The difference between S4 and S1 is that the context dimension changes from $d = 2$ to $d = 10$. The time horizon is set to be $T = 10000$ to accommodate the large dimension. Besides, the contextual features $\mu_j \in \mathbb{R}^{10}, \forall j \in [3]$, follow similar data generation process as it in S1. Here we consider the global preference, i.e, we assume that arms to agents' preference is the global preference, $a_1 : p_1 > p_2, a_2 : p_1 > p_2, a_3 : p_1 > p_2$. When contexts are noiseless ($\rho = 0$), the true optimal matching is $\{(p_1, a_1), (p_2, a_2)\}$. The uniform sub-optimal minimal condition for this scenario is set as $\bar{\Delta}_{i, \min} = 0.2, \forall i \in [N]$. The learning step length h is 5856.

Scenario 5 (S5): The setting in S5 is the same as the setting in S4 except $N = 5, K = 5$, and $d = 5$. The time horizon is set to be $T = 15000$ to accommodate the increasing number of participants.

The uniform sub-optimal minimal condition for this scenario is set to be $\bar{\Delta}_{i,\min} = 0.1, \forall i \in [N]$. The learning step length h is 1975.

H.3 Additional Simulation Results

Here we present the experimental analysis of S3 - S5.

Scenario 3 (S3): dynamic matching algorithm is robust to different uniform minimal margin scenarios. In Figure 11, we present the result of S3. As we change $\bar{\Delta}_{i,\min} = 0.2$ in S2 to $\bar{\Delta}_{i,\min} = 0.05, \forall i \in [1, 2]$, the learning length becomes larger and the estimation becomes better. Compared with S2's first row and second row, the shaded area in S3's first row and second row becomes narrower, which substantiates our conjecture. In the second row and third row, we find that agent p_1 achieves the negative cumulative regret mainly because in the learning step, agent p_1 is periodically matched with the super-optimal arm with a huge (in absolute value) negative regret.

Scenario 4 (S4): dynamic matching algorithm is robust to different dimensions. In Figure 12, we present the result of S4. Compared with all previous results, we find that when dimension d increases, the regret increases, and the logarithm regret pattern indicates that dynamic matching algorithm is still robust to the dimension.

Scenario 5 (S5): dynamic matching algorithm is robust to multiple participants. In Figure 13, we present the result of S5, which includes five agents and five arms. Based on the analysis from previous figures and results, dynamic matching algorithm is robust to the choice of preference, context dimension, and context changing format (fixed mean and dynamic mean). Furthermore, we find that dynamic matching is also robust to multiple participants. The cumulative regret still shows the logarithmic shape.

H.4 Additional Real Data Result

In Figure 14, we exhibit the regret of two companies and find that dynamic matching algorithm's individual regret is superior over all comparison methods under different noise levels for both agents. The shaded area represents the upper and lower bound regret over 100 replications. Lines are used to represent the regret mean over these replications.

H.5 Textual Information of job applicants and job description

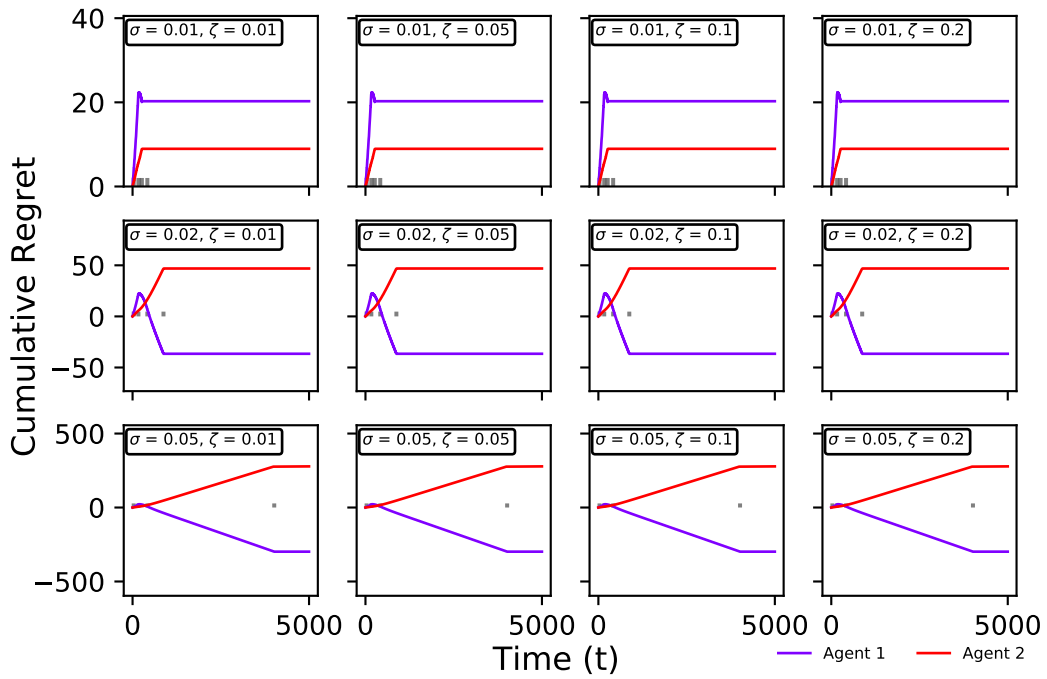


Figure 11 Cumulative regret for different noise levels and context variation levels in Scenario S3.

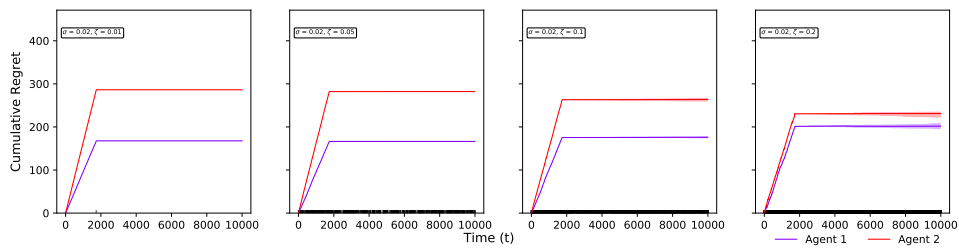


Figure 12 Cumulative regret for different context dimensions in Scenario S4.

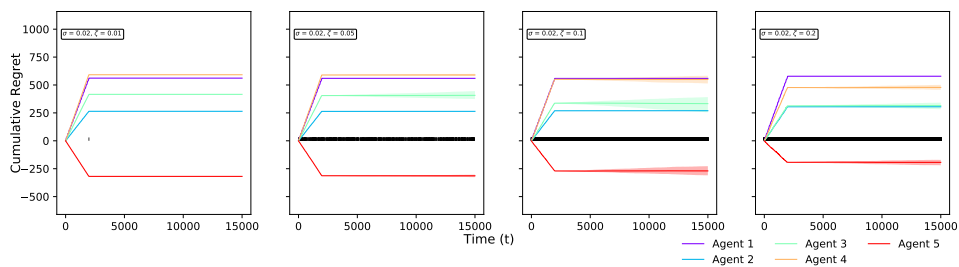


Figure 13 Cumulative regret for different number of agents and arms in Scenario S5.

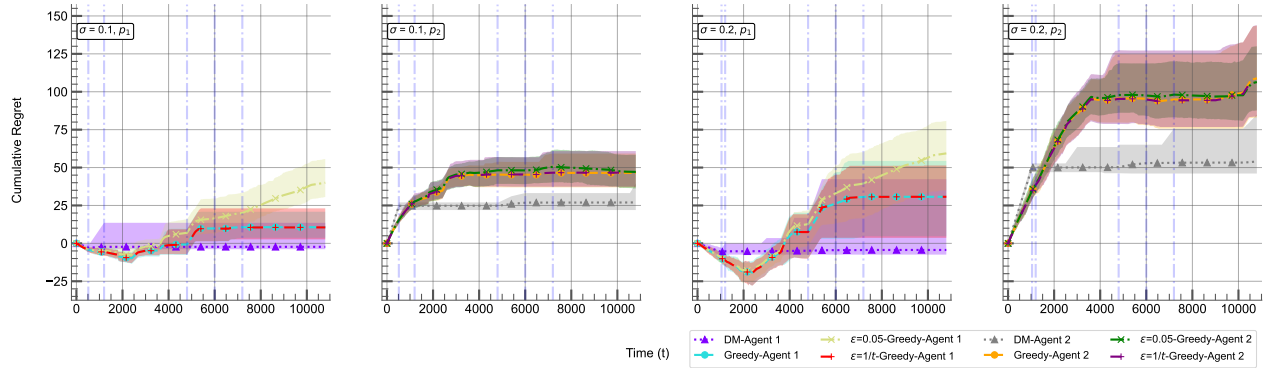


Figure 14 Individual regret for agent p_1 and p_2 under noise $\sigma = 0.1$ (Left two) and $\sigma = 0.2$ (Right two) of methods dynamic matching algorithm, greedy, 0.05-greedy, $1/t$ -greedy.

Candidate Profile	Text
DS profile	research projects on modeling of high-dimensional and multi-modal (partially observed) inputs for classification, regression and clustering tasks, leveraging a wide range of techniques.
DS update info (18)	(1) Strong interested in data science, (2) machine learning, (3) data visualization, (4) data analysis, (5) statistical model, (6) deep learning, (7) natural language processing, (8) coding, (9) options, (10) derivatives, (11) futures, (12) analyze investments, (13) assess risk, (14) assess return profiles, (15) knowledge in math, (16) statistical model, (17) programming python, (18) R.
SDE profile	Experienced Software Engineer working at Cisco, skilled in Go, Java, and C++, (1) Working on APIC (Application Policy Infrastructure Controller) and a virtualization project of CMTS (Cable Modem Terminal System). (2) Working on a Cloud-native system utilizing containerized microservices using Kubernetes, Docker, etc.
SDE update info (18)	(1) Algorithms, (2) data structures, (3) Architecture, (4) Artificial Intelligence, (5) Machine Learning, (6) Compilers, (7) Database, (8) Distributed Systems, (9) Networking, (10) Systems, (11) C, (12) C++, (13) C#, (14) Java, (15) JavaScript, (16) go, (17) Python, (18) objective C.
Quant profile	Strong passion in quant finance. Well-coordinated skill sets consisting of math, finance, statistics and programming. Industrial experiences in equity space including both linear and non-linear products. Pricing desk quant covering equity exotic derivatives, hybrid derivatives.
Quant update info (6)	(1) strong math, (2) statistics modeling, (3) Programming, (4) Python, (5) R, (6) economics.

Table 1 Job applicants' profile

Job description	Text
Quantitative job description	<p style="text-align: center;">Strong passion in quant finance, strong mathematical and statistical knowledge. Proficiency in programming languages like Python or R. Data analysis and visualization skills.</p> <p style="text-align: center;">Understanding of quantitative modeling and statistical methods. Domain-specific knowledge (e.g., finance, economics). know equitable product and derivatives.</p>
SDE job description	<p style="text-align: center;">Research experience in Algorithms, Architecture, Artificial Intelligence, Compilers, Database, Data Mining, Distributed Systems, Machine Learning, Networking, or Systems. Programming experience in one or more of the following: C/C++, C#, Java, JavaScript, Python Objective C, Go, or similar. Experience in computer science, with competencies in data structures, algorithms and software design.</p>

Table 2 Job description