

Optimal Propagation for Graph Neural Networks

Beidi Zhao¹, Boxin Du², Zhe Xu³, Liangyue Li⁴, Fei Wang², Hanghang Tong³

¹Department of Electrical and Computer Engineering, The University of British Columbia

²Amazon

³Department of Computer Science, University of Illinois at Urbana Champaign

⁴Alibaba

beidiz@student.ubc.ca, {boxin, feiww}@amazon.com, {zhxu3, htong}@illinois.edu, liliangyue.lly@alibaba-inc.com

Abstract

Graph Neural Networks (GNNs) have achieved tremendous success in a variety of real-world applications by relying on the fixed graph data as input. However, the initial input graph might not be optimal in terms of specific downstream tasks, because of information scarcity, noise, adversarial attacks, or discrepancies between the distribution in graph topology, features, and groundtruth labels. In this paper, we propose a bi-level optimization approach for learning the optimal graph structure via directly learning the Personalized PageRank propagation matrix as well as the downstream semi-supervised node classification simultaneously. We also explore a low-rank approximation model for further reducing the time complexity. Empirical evaluations show the superior efficacy and robustness of the proposed model over all baseline methods.

Introduction

Graph Neural Networks (GNNs) are powerful graph representation learning tools which aggregate information of neighborhood nodes with the given graph structural information and features. They have been applied to a wide range of real-world applications and have shown superiority over conventional methods. Representative applications include recommender systems (Ying et al. 2018), social networks (Li et al. 2016), bioinformatics (Shang et al. 2019), and many more.

Most of the existing GNNs could be regarded as instantiations of message-passing GNNs, e.g., (Kipf and Welling 2016; Gilmer et al. 2017; Veličković et al. 2017; Wu et al. 2019a; Fu and He 2021) whose key idea is to pass and aggregate information of nodes/edges to neighboring nodes through graph structure in each layer of a multi-layered neural model. Among others, two recent advancements have exhibited significant performance improvement in representative graph learning tasks, namely: (*M1*) predict-then-propagate, e.g., (Gasteiger et al. 2018) and propagate-then-predict methods, e.g., (Klicpera et al. 2018; Chen et al. 2020), and (*M2*) the structural learning-based methods, e.g., (Franceschi et al. 2019; Jin et al. 2020; Xu et al. 2022). The key idea of *M1* is to propagate the predictions/features via a pre-computed propagation matrix, and the key idea of *M2* is to learn an updated graph adjacency matrix jointly with the downstream tasks. However, for *M1*, calculating or es-

timating the accurate propagation matrix itself is costly in terms of computational complexity, since the normalized version of adjacency matrix should be calculated in each propagation. For *M2*, although an updated adjacency matrix is learned, the adjacency matrix might not be as effective as the propagation matrix in certain graph learning tasks as suggested by methods in *M1* (Gasteiger et al. 2018). Message passing algorithm such as GCN is non-trivial to be expanded to a deeper architecture, due to oversmoothing and efficiency issues. Besides, more sophisticated methods using adjacency matrices such as GAT (Veličković et al. 2017) has been proved to be much slower than then propagation matrix-based method (Gasteiger et al. 2018).

Generally speaking, the existing GNN-based models for various downstream graph learning tasks bear three limitations. First, most existing GNN models aggregate information to nodes based on a fixed given graph structure. However, there exists three types of correlated distributions in graph data, including the node/edge feature distribution, the topology (structure) distribution, and the label distribution. The divergence between the topology distribution and the label distribution are also studied in recent works as graph homophily and heterophily problems, which points out that GNNs' homophily assumption may fail to generalize them to graphs with heterophily (Zhu et al. 2020). In the perspective of a given downstream task, the graph topology¹ might not be optimal for existing GNN models to adopt. The suboptimal topology might also because of other factors such as noise, data scarcity, etc. Second, for the recent predict-then-propagate or propagate-then-predict strategies, the pre-computed propagation matrix might not be optimal towards specific downstream tasks because of non-optimal adjacency matrix, from which the propagation matrix is calculated. The separation of propagation matrix computation and downstream task learning is another reason. Third, the existing GNN models are often vulnerable to adversarial attacks, such as node/edge deletion. In this paper, we try to answer the following research question: *how to develop a method that directly learns an optimal propagation matrix (instead of the adjacency matrix) towards different downstream tasks, and meanwhile improve the robustness when*

¹Features might also be not optimal, but we will mainly focus on the graph structure in this work.

facing attacks?

To tackle the aforementioned limitations, we propose OPT-GNN, a bi-level programming method. The lower level is aimed at learning an optimal graph propagation matrix by preserving the similarities/dissimilarities of nodes with identical/different labels. The upper level is the loss for the downstream task with the help of the learned Personalized PageRank (PPR) propagation matrix. The learning process of the PPR propagation matrix implicitly tailors the graph topology towards the downstream task, and enables better robustness against attacks. Furthermore, the direct learning of PPR propagation matrix provides flexibility and efficiency compared with the recent structure learning-based GNN models, whose key is to learn an updated adjacency matrix. To sum up, the main contributions of this paper are:

- **Formulation.** We introduce two novel optimization formulations based on PPR propagation matrix via bi-level programming to simultaneously learn the propagation matrix of the graph and optimize downstream tasks, such as node classification.
- **Algorithms.** We develop algorithms for solving the optimization problem of learning the propagation matrix, and further reduce the time complexity by low-rank approximation.
- **Evaluation.** We conduct extensive experiments on public node classification datasets to show the effectiveness. Results show that the proposed method surpasses state-of-the-art baselines in terms of accuracy and robustness.

Preliminaries and Problem Definition

In this section, we first unify the notations used throughout the paper. Then we start with the preliminaries of the Personalized PageRank (PPR) with its recent extensions in neural models and the recent structure learning-based methods, followed by the formal problem definition.

Notations. We use bold upper-case letters for matrices (e.g., \mathbf{Q}), bold lowercase letters for vectors (e.g., \mathbf{p}), lowercase letters (e.g., α) for scalars, and the superscript T for matrix and vector transpose (e.g., \mathbf{X}^T is the transpose of \mathbf{X}). We use $\mathbf{Q}(a_i, a_j)$ to denote the entry at (a_i, a_j) of matrix \mathbf{Q} , and $\mathbf{p}[a_i]$ to denote the a_i -th entry of the vector \mathbf{p} .

We represent a graph $G = (\mathcal{V}, \mathcal{E})$ with node set \mathcal{V} and edge set \mathcal{E} . n and m denote the numbers of nodes and edges. Each node v is associated with a feature vector of dimension d , so the feature matrix $\mathbf{X} \in \mathbb{R}^{n \times d}$. \mathbf{A} is an $n \times n$ adjacency matrix. $\mathbf{Y} = \{y_1, y_2, \dots, y_n\}$ is the groundtruth label distribution. $\tilde{\mathbf{A}} = \mathbf{D}^{-\frac{1}{2}} \mathbf{A} \mathbf{D}^{-\frac{1}{2}}$ is the symmetrically normalized adjacency matrix, where \mathbf{D} is the diagonal degree matrix of \mathbf{A} . $\mathcal{V}^{(y)}$ represents the node set with labels. Nodes with the label k are in the set \mathcal{C}_k , nodes with labels different from k are in the set $\mathcal{V}^{(y)} \setminus \mathcal{C}_k$. Among nodes in each mini-batch, those belong to the set \mathcal{C}_k are denoted as a_j , and those in $\mathcal{V}^{(y)} \setminus \mathcal{C}_k$ are labeled as b_j . Numbers of a_j and b_j are $|\mathcal{P}|$ and $|\mathcal{N}|$ respectively. The final prediction result is defined as $\mathbf{Z} \in \mathbb{R}^{n \times K}$. L is the layer of the GNN model. K is the number of classes.

Preliminaries

Personalized Propagation of Neural Predictions (PPNP). PPNP and its approximate version APPNP with power iteration belong to predict-then-propagate methods. Procedures for these methods are: (1) predicting over the original node features $\mathbf{H}^{(0)} = f_\theta(\mathbf{X})$, where $f_\theta(\cdot)$ is a neural network to generate predictions with parameter set θ ; (2) propagating the prediction results with the idea of Personalized PageRank in each layer $\mathbf{H}^{(l+1)} = (1 - \alpha)\tilde{\mathbf{A}}\mathbf{H}^{(l)} + \alpha\mathbf{H}^{(0)}$, where $0 < \alpha < 1$; (3) If the number of stacked layers is a finite number L , the model is named as APPNP. After the k -th propagation step, the resulting predictions are $\mathbf{H}^{(l)} = \left((1 - \alpha)^l \tilde{\mathbf{A}}^l + \alpha \sum_{i=0}^{l-1} (1 - \alpha)^i \tilde{\mathbf{A}}^i \right) \mathbf{H}^{(0)}$, which aims to ensure high efficiency with a trade-off between power iteration number and accuracy; (4) If the number of stacked layers is infinite, which is to take the limit $L \rightarrow \infty$, the left term tends to 0 and the right term becomes a geometric series. Also, since $\tilde{\mathbf{A}}$ is symmetrically normalized, $\det(\tilde{\mathbf{A}}) \leq 1$. Finally, we have $\mathbf{H}^{(\infty)} = \alpha \left(\mathbf{I}_n - (1 - \alpha)\tilde{\mathbf{A}} \right)^{-1} \mathbf{H}^{(0)}$ which is equivalent to the closed-form solution of PPR and named as PPNP. Thus, we obtain the final predictions of downstream tasks as $\text{softmax}(\alpha(\mathbf{I} - (1 - \alpha)\tilde{\mathbf{A}})^{-1}\mathbf{H}^{(0)})$, and it is named as PPNP:

$$\mathbf{Z}_{\text{PPNP}} = \text{softmax}(\alpha \mathbf{Q} f_\theta(\mathbf{X})) \quad (1)$$

in which we define $\mathbf{Q} = (\mathbf{I} - (1 - \alpha)\tilde{\mathbf{A}})^{-1}$ as the PPR propagation matrix. It measures the proximity of any two nodes in the graph. For example, $\mathbf{Q}(a_i, a_j)$ and $\mathbf{Q}(a_i, b_j)$ reflect how much proximity between nodes a_i, a_j and a_i, b_j respectively. In node classification problems, it is often expected that nodes with the same label are more proximate than those with different labels, so $\mathbf{Q}(a_i, a_j)$ is larger than $\mathbf{Q}(a_i, b_j)$.

In this work, we will study how to obtain a *learned* PPR propagation matrix \mathbf{Q}_s to substitute \mathbf{Q} to make the graph topology, the feature distribution and the label distribution more aligned with each other to achieve a better performance on node classification and robustness performance.

Structure Learning-based Methods. Most of existing structure learning-based methods (Franceschi et al. 2019; Jin et al. 2020; Xu et al. 2022) try to learn an optimal *adjacency matrix* by adding or subtracting edges. Instead, we propose to learn an optimal *propagation matrix* with two advantages, including (1) efficiency: in terms of propagation matrix-based methods, we do not need to calculate \mathbf{Q}_s from the adjacency matrix \mathbf{A}_s which contains multiple propagation steps, and then conducting backpropagation in a reverse step; and (2) flexibility: the adjacency matrix must be kept sparse to avoid costly matrix multiplication, while our strategy (directly learning \mathbf{Q}_s) is more flexible than the method of first learning \mathbf{A}_s and then computing \mathbf{Q}_s . The task setup is to directly learn an optimal PPR propagation matrix \mathbf{Q}_s to substitute \mathbf{Q} and realize higher downstream classification accuracy on the upper level.

Problem Definition

The problem that this paper studies is formally defined as follows:

Problem 1 *Optimal Propagation Matrix Learning*

Given: The input graph $G = (\mathcal{V}, \mathcal{E})$, the initial node feature matrix \mathbf{X} , the groundtruth labels \mathbf{Y} in the training set of a given downstream task;

Output: The optimal propagation matrix \mathbf{Q}_s for learning the downstream task, and the predictions on testing set of the given task.

Proposed Model

In this section, we first introduce our PPR propagation matrix learning-based bi-level programming model. Then, we propose an approximate algorithm based on rank-one perturbation assumption to reduce the time complexity. After that, we present the computational complexity analysis.

The OPT-GNN Model

Bi-level Programming Framework. In our method, the upper-level aims to minimize the node classification loss based on the predicted labels via a GNN model, whose inputs include the feature matrix \mathbf{X} of nodes, classification labels \mathbf{Y} , and the learned propagation matrix \mathbf{Q}_s from the lower-level optimization formulation. In the lower-level optimization, the goal is to directly learn a propagation matrix \mathbf{Q}_s which encodes feature and class information for the upper level. To be specific, the proposed bi-level programming formulation is:

$$\begin{aligned} \min_{\theta} \mathcal{L}_u(\mathbf{Q}_s, \mathbf{X}, \mathbf{Y}, \theta) \\ \text{s.t.}, \mathbf{Q}_s = \arg \min_{\mathbf{Q}_s} \mathcal{L}_l(\mathbf{Q}_s, \mathbf{Q}, \mathbf{X}, \mathbf{Y}) \end{aligned} \quad (2)$$

where $\mathcal{L}_u()$ and $\mathcal{L}_l()$ denote upper and lower optimization loss, respectively. \mathbf{Q} is the propagation matrix of the initial adjacency matrix, \mathbf{Q}_s is the learned propagation matrix. The lower level objective is to learn an optimal graph whose corresponding propagation matrix can be used for the upper level optimization. Compared to many methods that work on adjacency matrix update (Li et al. 2016; Jin et al. 2020; Xu et al. 2022), we directly focus on optimizing the propagation matrix instead of learning its adjacency matrix first and calculating the corresponding propagation matrix. This brings two important advantages. First, it will reduce the time complexity. Second, since the two levels of optimization formulation do not share parameters, we can solve Eq. (2) in a separate way without the calculation of hyper-gradient as many existing bi-level programming methods. This will simplify the gradient computation as well as avoiding hypergradient approximation errors.

Using the PPR propagation matrix, and multi-class classification as an instantiation, the upper level optimization is:

$$\min_{\theta} \mathcal{L}_c(\text{softmax}(\alpha \mathbf{Q}_s f_{\theta}(\mathbf{X}))) \quad (3)$$

where $\mathcal{L}_c()$ is a regularized cross-entropy loss, and $f_{\theta}()$ is a neural function with learnable parameter θ , which takes the node feature \mathbf{X} as input. The lower level optimization is:

$$\begin{aligned} \min_{\mathbf{Q}_s} \|\mathbf{Q}_s - \mathbf{Q}\|_F^2 + \text{tr}(\mathbf{X}^T \mathbf{Q}_s \mathbf{X}), \\ \text{s.t.} \mathbf{Q}_s(a_i, a_j) > \mathbf{Q}_s(a_i, b_j), \forall a_i, a_j \in \mathcal{C}_k, b_j \in \mathcal{V}^{(y)} \setminus \mathcal{C}_k. \end{aligned}$$

The first term is the norm of the difference between the learned \mathbf{Q}_s and \mathbf{Q} . The second term $\text{tr}(\mathbf{X}^T \mathbf{Q}_s \mathbf{X})$ controls the smoothness of features in the learned graph propagation matrix, aiming to reduce the divergence between the learned propagation matrix with the node features. The motivation of the constraint is to eliminate the discrepancy of the distribution of the graph topology and labels. Specifically, it tries to increase the entry of propagation matrix if two nodes are from the same class, and otherwise reducing it. The weighting parameters are omitted here for clarity.

However, in the above equation, the constraint of entries in the propagation matrix is too hard, so we change it to a penalization term to involve some relaxation. After modification, the soft version of lower level optimization is:

$$\begin{aligned} \min_{\mathbf{Q}_s} \|\mathbf{Q}_s - \mathbf{Q}\|_F^2 + \epsilon \text{tr}(\mathbf{X}^T \mathbf{Q}_s \mathbf{X}) + \\ \sum_{\substack{a_i, a_j \in \mathcal{C}_k \\ b_j \in \mathcal{V}^{(y)} \setminus \mathcal{C}_k}} cg(\mathbf{Q}_s(a_i, b_j) - \mathbf{Q}_s(a_i, a_j)) \end{aligned} \quad (4)$$

where ϵ and c are trade-off parameters that balance among terms. We use the variant of the sigmoid function as $g(\cdot)$:

$$g(x) = \frac{1}{1 + \exp(-x/b)}.$$

with b as a parameter to map the difference of the graph topology and the label distribution between 0 and 1. When $\mathbf{Q}_s(a_i, b_j) < \mathbf{Q}_s(a_i, a_j)$, which is what we expect, we let $g(\cdot) = 0$. We refer to our model with lower-level optimization of Eq. (4) as the OPT-GNN model.

Optimization Solution

The lower level optimization function is non-convex, so we use gradient descent-based methods to calculate the derivative of the lower level loss function and update along the direction of the fastest gradient descent. Here, we show steps to obtain the gradient of Eq. (4). $\mathbf{Q}_s(a_i, b_j)$ can be written as:

$$\mathbf{Q}_s(a_i, b_j) = \mathbf{e}_{a_i}^T \mathbf{Q}_s \mathbf{e}_{b_j}$$

where \mathbf{e}_{a_i} and \mathbf{e}_{b_j} are n-dimensional vectors with 1 for the a_i -th and b_j -th entries, and 0 for other entries. Then, we calculate the derivative of $\mathbf{Q}_s(a_i, b_j)$ with respect to \mathbf{Q}_s ,

$$\frac{\partial \mathbf{Q}_s(a_i, b_j)}{\partial \mathbf{Q}_s} = \frac{\partial \mathbf{e}_{a_i}^T \mathbf{Q}_s \mathbf{e}_{b_j}}{\partial \mathbf{Q}_s} = \mathbf{e}_{a_i} \mathbf{e}_{b_j}^T,$$

Therefore, the derivative for Eq. (4) is:

$$\begin{aligned} \frac{\partial \mathcal{L}(\mathbf{Q}_s)}{\partial \mathbf{Q}_s} = 2(\mathbf{Q}_s - \mathbf{Q}) + \epsilon \mathbf{X} \mathbf{X}^T + \\ \sum_{\substack{a_i, a_j \in \mathcal{C}_k \\ b_j \in \mathcal{V}^{(y)} \setminus \mathcal{C}_k}} c \frac{\partial g(d_{yx})}{\partial d_{yx}} \mathbf{e}_{a_i} (\mathbf{e}_{b_j} - \mathbf{e}_{a_j})^T \end{aligned} \quad (5)$$

where $d_{yx} = \mathbf{Q}_s(a_i, b_j) - \mathbf{Q}_s(a_i, a_j)$ and $\frac{\partial g(d_{yx})}{\partial d_{yx}} = \frac{1}{b} g(d_{yx})(1 - g(d_{yx}))$. The corresponding algorithm is shown in Algorithm 1.

With the learned \mathbf{Q}_s , we feed it into a two-layer GNN to train the upper level optimization model and solve the semi-supervised node classification problem as shown in Eq. (3).

The loss function \mathcal{L}_c is a regularized cross-entropy loss:

$$\mathcal{L}_c = - \sum_i^n \sum_j^K \mathbf{Y}(i, j) \ln \mathbf{Z}(i, j) + \lambda \|\Theta_1\|^2$$

where Θ_1 denotes parameters for the upper level, \mathbf{Z} is the prediction result, and λ is the regularization coefficient.

Algorithm 1: The lower-level of OPT-GNN

Require: The initial PPR propagation matrix \mathbf{Q} ;

Nodes a_i with label k ;
Nodes a_j from the set \mathcal{C}_k and b_j from the set $\mathcal{V}^{(y)} \setminus \mathcal{C}_k$;
Parameters ϵ, c , the step size η and the maximum iteration number T .

Ensure: The learned PPR propagation matrix \mathbf{Q}_s .

- 1: Initialize $\mathbf{Q}_s = \mathbf{Q}$;
 - 2: **while** not converged or iteration $\leq T$ **do**
 - 3: **for** each node a_j in the class k **do**
 - 4: **for** each node b_j not in the class k **do**
 - 5: Compute $c \frac{\partial g(d_{yx})}{\partial d_{yx}} \mathbf{e}_{a_i} (\mathbf{e}_{b_j} - \mathbf{e}_{a_j})^\top$;
 - 6: **end for**
 - 7: **end for**
 - 8: Compute the derivative $\frac{\partial \mathcal{L}(\mathbf{Q}_s)}{\partial \mathbf{Q}_s}$ by Eq. (5);
 - 9: Update $\mathbf{Q}_s = \mathbf{Q}_s - \eta \cdot \frac{\partial \mathcal{L}(\mathbf{Q}_s)}{\partial \mathbf{Q}_s}$;
 - 10: **end while**
 - 11: **return** The learned optimized PPR propagation matrix;
-

Approximate Optimal Propagation Matrix Learning (AOPT-GNN)

Here, we present AOPT-GNN to reduce the time complexity. The key idea is that the lower level optimization problem of learning an optimal propagation matrix can be further approximated via a low-rank form (e.g., rank-one).

As suggested by (Li et al. 2016), the approximate optimal propagation matrix is a low-rank perturbation of the original PPR propagation matrix. We assume that \mathbf{Q}_s is the rank-one perturbation of \mathbf{Q} as $\mathbf{Q}_s = \mathbf{Q} + \mathbf{p}\mathbf{q}^\top$.

After adding weighting parameters, the lower level loss can be written as:

$$\min_{\mathbf{p}, \mathbf{q}} \|\mathbf{p}\mathbf{q}^\top\|_F^2 + \beta (\|\mathbf{p}\|^2 + \|\mathbf{q}\|^2) + \gamma \text{tr}(\mathbf{X}^\top \mathbf{p}\mathbf{q}^\top \mathbf{X}) + \sum_{\substack{a_i, a_j \in \mathcal{C}_k \\ b_j \in \mathcal{V}^{(y)} \setminus \mathcal{C}_k}} cg(\mathbf{Q}_s(a_i, b_j) - \mathbf{Q}_s(a_i, a_j)) \quad (6)$$

We first keep the vector \mathbf{q} as a constant vector. The derivative of Eq. (6) with respect to the vector \mathbf{p} is:

$$\frac{\partial \mathcal{L}(\mathbf{p})}{\partial \mathbf{p}} = 2\mathbf{p}\mathbf{q}^\top \mathbf{q} + 2\beta \mathbf{p} + \gamma \mathbf{X}\mathbf{X}^\top \mathbf{q} + \sum_{\substack{a_i, a_j \in \mathcal{C}_k \\ b_j \in \mathcal{V}^{(y)} \setminus \mathcal{C}_k}} c \frac{\partial g(d_{yx})}{\partial d_{yx}} \mathbf{q}[a_i] (\mathbf{e}_{b_j} - \mathbf{e}_{a_j}) \quad (7)$$

where $\mathbf{q}[a_i]$ is the a_i -th entry of vector \mathbf{q} . The derivative of Eq. (6) with respect to the vector \mathbf{q} can be computed in a similar way with vectors \mathbf{p} and \mathbf{q} interchanged. The lower

level algorithm with low-rank approximation is shown in Algorithm 2. The upper level loss is the same as OPT-GNN.

Algorithm 2: The lower-level of AOPT-GNN

Require: The initial PPR propagation matrix \mathbf{Q} ;

nodes a_i with label k ;
nodes a_j from the set \mathcal{C}_k and b_j from the set $\mathcal{V}^{(y)} \setminus \mathcal{C}_k$;
parameters β, γ, c , the step size η and the maximum iteration number T .

Ensure: The rank-one perturbation vectors \mathbf{p} and \mathbf{q} .

- 1: Initialize \mathbf{p} and \mathbf{q} ;
 - 2: **while** not converged or iteration $\leq T$ **do**
 - 3: **for** each node a_j in the class k **do**
 - 4: **for** each node b_j not in the class k **do**
 - 5: Compute $c \frac{\partial g(d_{yx})}{\partial d_{yx}} \mathbf{q}[a_i] (\mathbf{e}_{b_j} - \mathbf{e}_{a_j})$;
 - 6: Compute $c \frac{\partial g(d_{yx})}{\partial d_{yx}} \mathbf{p}[a_i] (\mathbf{e}_{b_j} - \mathbf{e}_{a_j})$;
 - 7: **end for**
 - 8: **end for**
 - 9: Compute the derivative $\frac{\partial \mathcal{L}(\mathbf{p})}{\partial \mathbf{p}}$ by Eq. (7);
 - 10: Compute the derivative $\frac{\partial \mathcal{L}(\mathbf{q})}{\partial \mathbf{q}}$;
 - 11: Update $\mathbf{p} = \mathbf{p} - \eta \cdot \frac{\partial \mathcal{L}(\mathbf{p})}{\partial \mathbf{p}}$;
 - 12: Update $\mathbf{q} = \mathbf{q} - \eta \cdot \frac{\partial \mathcal{L}(\mathbf{q})}{\partial \mathbf{q}}$;
 - 13: **end while**
 - 14: **return** The learned vectors \mathbf{p} and \mathbf{q} .
-

Complexity Analysis

The purpose of our approximate OPT-GNN is to reduce the time complexity. Here, we give some theoretical analysis about the time complexity of our base algorithm OPT-GNN and approximate algorithm AOPT-GNN. For lower level training, the process from line 3 to 5 of Algorithm 1 repeats $|\mathcal{P}||\mathcal{N}|$ times. The time complexity of line 5 is $O(n^2)$, and that of the whole algorithm is $O(T_1|\mathcal{P}||\mathcal{N}|n^2)$, where T_1 is the number of iterations to convergence at the lower level, and n is the node number of the graph. In AOPT-GNN, the inner time complexity of the algorithm is simplified to $O(n)$, and the whole time complexity of the lower level is reduced to $O(T_1|\mathcal{P}||\mathcal{N}|n)$, which realizes a linear time complexity in the updating process. Since $\mathbf{X} \in \mathcal{R}^{n \times d}$, and d is the dimension of the feature vector, the upper level time complexity of OPT-GNN and AOPT-GNN is $O(T_2Lnd^2)$, where L is the layer of the GNN, and T_2 is the number of iterations to convergence for training the GNN. It is worth mentioning that the original propagation matrix \mathbf{Q} is only calculated once before the training process, which is not involved in the training process. Also, the computation is trivial compared to the training time. Therefore, it is not discussed in the complexity analysis.

Experiments

In this section, we evaluate the effectiveness, robustness, and the efficiency of the proposed model on the semi-supervised node classification task.

Experiment Setup

Datasets. We evaluate performances of OPT-GNN and AOPT-GNN on datasets Cora (McCallum et al. 2000), Cora-ML (Bojchevski and Günnemann 2017), Citeseer (Sen et al. 2008), Polblogs (Adamic and Glance 2005) and Pubmed (Namata et al. 2012). Cora, Cora-ML and Citeseer are citation graphs with nodes representing papers and edges representing citations between them. Polblogs is a social network dataset, where blogs are nodes and their cross-references are edges. It is commonly used in adversarial settings. Since Polblogs do not have node features, an $n \times n$ identity matrix is used as the feature matrix. Statistics of the datasets used in effectiveness experiments are summarized in Table 1. The datasets are split into visible and invisible sets. In the visible set, 20 nodes per class are used for training each epoch, and 500 nodes are used for validation. Invisible set is used as the test set, which are 1,000 nodes.

Table 1: Datasets statistics and segmentation.

Dataset	Nodes	Edges	Features	Class	Train	Val	Test
Cora	2,708	5,429	1,433	7	140	500	1,000
Cora-ML	2,810	7,981	2,879	7	140	500	1,000
Citeseer	3,327	4,372	3,703	6	120	500	1000
Polblogs	1,222	16,714	N/A	2	60	300	500
Pubmed	19,717	44,338	500	3	60	500	1,000

Implementation Details. Experiments are repeated with five different data segmentation and each with five different random seeds, unless otherwise specified. In robustness experiments, we adopt the data segmentation the same as (Jin et al. 2020) with 10% nodes used for training and 80% nodes for testing. AOPT-GNN requires the initialization of vectors \mathbf{p} and \mathbf{q} . We let $\mathbf{p}[b_j] = \mathbf{Q}(a_i, b_j)$, $\mathbf{p}[a_j] = -\mathbf{Q}(a_i, a_j)$, $\mathbf{p}[a_i] = \mathbf{Q}(a_i, a_i)$, and 0 for other entries. \mathbf{q} is an n -dimensional zero vector. This setting ensures that $\mathbf{Q}_s = \mathbf{Q}$ at the initialization stage in Algorithm 2. The computational resources are NVIDIA Tesla K80 GPU and NVIDIA 3090Ti GPU.

Baseline Comparison. We compare our methods with the following baseline models, which are state-of-the-art methods or representatives in (1) pure GNNs: GCN (Kipf and Welling 2016), SGC (Wu et al. 2019a), PPNP (Klicpera et al. 2018) and GAT (Veličković et al. 2017); (2) heuristics-based modification methods: Jaccard (Wu et al. 2019b), SVD (Entezari et al. 2020); (3) learning-based methods: LDS (Franceschi et al. 2019), Pro-GNN (Jin et al. 2020), GEN (Wang et al. 2021b), PTNet (Luo et al. 2021) and GASOLINE (Xu et al. 2022) (Due to different data segmentation, please refer to Table 3 and the supplementary material for the comparison under no attack).

Hyper-parameter Settings. For each iteration, after randomly selecting a node a_i , we pick 50 nodes a_j and 50 nodes b_j from visible nodes for Cora, Cora-ML, Citeseer and Pubmed. For Polblogs, the number changes to 30. The maximum iteration of the lower level is set to 200 for Cora, Cora-ML, Citeseer and Pubmed, and 100 for Polblogs. At the lower level, η controls how much to update the propa-

Table 2: Mean accuracy comparison among baselines.

Dataset	Cora	Cora-ML	Citeseer	Polblogs	Pubmed
GCN	81.7±0.8	81.6±0.7	70.6±2.6	92.4±0.6	78.6±0.5
GAT	82.3±1.0	83.2±0.1	71.9±0.7	94.7±0.3	77.4±0.4
SGC	80.9±0.4	81.0±0.1	71.9±0.1	92.8±1.1	77.1±2.6
PPNP	83.3±1.0	84.4±0.8	75.0±0.7	93.8±0.8	79.7±0.4
Jaccard	81.6±0.7	81.0±0.7	71.3±2.2	N/A ¹	- ²
SVD	81.6±0.7	80.6±1.1	61.4±2.3	89.8±1.8	- ²
LDS	82.5±0.9	83.1±1.7	72.7±0.7	93.8±0.8	78.2±1.8
Pro-GNN	80.9±0.9	83.0±0.2	73.3±0.7	N/A ¹	78.0±0.8
GEN	83.6±0.4	-	73.8±0.6	-	80.9±0.9
PTNet	84.4±2.3	-	73.7±3.1	-	79.8±2.4
OPT-GNN	84.1±0.7	85.2±0.4	75.6±0.3	94.8±0.5	81.1 ± 0.9
AOPT-GNN	84.0±0.7	85.2±0.8	75.5±0.3	94.8±0.4	80.9±0.3

¹ N/A: Jaccard and Pro-GNN cannot be directly used to datasets which do not have node features.

² Due to different data segmentation, please refer to supplementary material for the comparison under no attack.

gation matrix, which is 0.01 in all experiments. b used in the function of the function $g(\cdot)$ is set to 0.01. As for the higher level, which is training of GNN, hidden units and graph neural network layers are 64 and 2, which are the same as (Klicpera et al. 2018). L_2 regularization with $\lambda = 0.005$ is applied to the weights of the first layer, and dropout is set to 0.1 for all experiments of our models. For baselines, learning rate is 0.01 for GCN, GAT, Pro-GNN, and 0.1 for SGC and PPNP. For LDS, the inner and outer learning rates are 0.02 and 1 (Franceschi et al. 2019). Dropout rate is 0.6 for GAT and 0.5 for others. Hidden layers are all kept the same as their original papers. Layer number is set to 2 in all models for fair comparison. For those methods based on PPR propagation matrix, α is 0.1. For those without publicly available code, we report the experimental result from original papers with the same division of datasets.

Effectiveness Results

A - Node Classification Performance. The node classification performance of our model as well as baselines are shown in Table 2 measured by the mean accuracy with standard deviation. To reduce the error, datasets are divided five times with different seeds. As we can see, both the proposed OPT-GNN and AOPT-GNN models outperform all different categories of baseline methods on Cora-ML, Citeseer, Polblogs and a competitive result on Cora and Pubmed, showing the superiority without attack. The learned PPR propagation matrix indeed helps with the downstream node classification tasks.

B - Robustness Performance. The core purpose of this paper is to learn an optimal propagation matrix for graph, not to focus on resistance to attacks, while recent work demonstrates that adversarial attacks on graphs tend to connect nodes with distinct features (Wu et al. 2019b), which means to introduce more noises to the graph structure. Therefore, a method of optimizing the graph structure is theoretically able to cor-

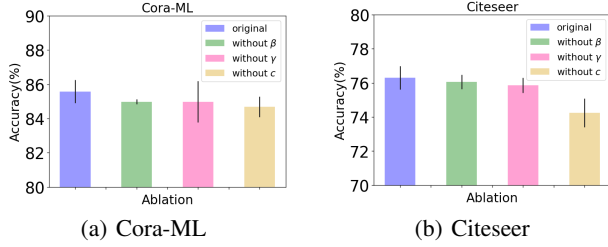


Figure 1: Performance (Accuracy \pm Std) without each term

rect the attacked structure to the optimum. We present the robustness performance of the proposed model in Table 3 in terms of mean accuracy and standard deviation of OPT-GNN and AOPT-GNN under *metattack*. We report the best result of variants of all methods. Please refer to the supplementary material for the complete form. In the face of attack or interference to the graph, our model shows significant better robustness than PPNP (Gasteiger et al. 2018), with a fixed PPR propagation matrix. Besides, although the main target of this paper is not to defense attacks, OPT-GNN can achieve a competitive or better performance compared to recent graph structure learning models Pro-GNN (Jin et al. 2020), and GASOLINE (Xu et al. 2022) for attack defense.

Table 3: Performance (Accuracy \pm Std) under *metattack*.

Dataset	Ptb (%)	PPNP	Pro-GNN	GASOLINE (A)	OPT-GNN
Cora	0	84.0 \pm 0.4	83.0 \pm 0.2	85.2 \pm 0.2	85.8\pm0.7
	5	74.1 \pm 0.7	82.3 \pm 0.4	77.4 \pm 0.5	83.4\pm0.6
	10	65.2 \pm 0.4	79.0 \pm 0.6	70.8 \pm 0.5	81.3\pm0.4
	15	58.2 \pm 1.1	76.4 \pm 1.3	67.1 \pm 0.8	78.7\pm1.7
	20	51.7 \pm 0.7	73.3\pm1.6	62.5 \pm 0.5	72.5 \pm 2.5
	25	47.0 \pm 0.7	69.7\pm1.7	57.3 \pm 0.6	64.5 \pm 1.5
Citeseer	0	71.8 \pm 0.4	73.3 \pm 0.7	74.7 \pm 0.2	75.5\pm0.7
	5	67.6 \pm 0.9	72.9 \pm 0.6	69.6 \pm 0.7	74.6\pm0.6
	10	61.8 \pm 0.8	72.5 \pm 0.8	66.3 \pm 1.0	73.9\pm0.5
	15	54.1 \pm 1.2	72.0 \pm 1.1	59.3 \pm 1.1	74.1\pm0.6
	20	51.0 \pm 1.2	70.0 \pm 2.3	56.5 \pm 0.9	73.8\pm0.6
	25	49.4 \pm 2.2	69.0\pm2.8	56.5 \pm 0.8	65.6 \pm 1.0
25	57.0 \pm 3.6	63.3 \pm 4.4	89.9\pm0.5	67.1 \pm 2.9	

Ablation Study

In Eq. (6), the term $\beta (\|\mathbf{p}\|^2 + \|\mathbf{q}\|^2)$ is the norm term that measures the propagation matrix difference ($T1$), the term $\gamma \text{tr}(\mathbf{X}^\top \mathbf{p} \mathbf{q}^\top \mathbf{X})$ is the feature term ($T2$). The term $\sum_{\substack{a_i, a_j \in c_k \\ b_j \in \mathcal{V}^{(y)} \setminus c_k}} cg(\mathbf{Q}_s(a_i, b_j) - \mathbf{Q}_s(a_i, a_j))$ reduces the discrepancy between the graph topology and the label distribution ($T3$). Parameters β , γ and c control the influence of these terms on the lower level loss function. In the ablation study, we set one of them to zero at a time and observe how the performance changes on Cora-ML and Citeseer datasets. The mean accuracy and standard deviation are reported in Figure 1.

When we remove $T1$, the accuracy decreases, which means if the learned PPR propagation matrix deviates too far from the original, the model performance will deteriorate. When $T2$ is removed, the accuracy decreases, which means the feature distribution plays a significant role in training. When we delete $T3$, it is equivalent to just learn the PPR propagation matrix with the feature distribution and controlling the deviation from the original \mathbf{Q} , without considering downstream tasks, which leads to the accuracy rate drop dramatically. Therefore, it is essential to find a balance among these terms. In this and Subsection , we only adopt one of the five data segmentation seeds mentioned in Subsection , since experiments with different data segmentation seeds show similar trends.

Hyperparameter Analysis

In this section, we discuss the sensitivity to hyperparameters α , β , γ and c of our model by adjusting one parameter and keeping others constant. Specifically, α ranges from 0.1 to 0.9 with interval 0.1, β ranges from 0.01 to 10 in a log scale of base 10, γ ranges from $1e-7$ to $1e-2$ in a log scale of base 10 and c ranges from 0.5 to 2 with interval 0.5. When $\alpha = 0.1$, $\beta = 1$, $\gamma = 1e-4$ and $c = 1$, our model performs best on Cora-ML. Due to space, we do not show figures of parameter analysis on other datasets, which are similar to Figure 2. When AOPT-GNN achieves the best performance on Citeseer and Polblogs, parameters are $\alpha = 0.1$, $\beta = 1$, $\gamma = 1e-5$, $c = 1$ and $\alpha = 0.1$, $\beta = 1$, $\gamma = 1e-5$, $c = 2$. We can also see that in the tested range of hyperparameters, β , γ , c show stable performance, while the performance drops as α grows larger. Supplementary explanation is given for that the trend of α is different from those of β , γ and c . In Figure 2, although α , β , γ and c are all parameters that control the performance of the model, they perform distinct roles. β , γ and c are trade-off parameters of Eq. (6), while α is a parameter of PPR that controls teleport (or restart) probability. Therefore, the trends of parameters in Figure 2 are different.

Efficiency Comparison

We conduct experiments to compare the running time of AOPT-GNN and OPT-GNN. The difference in efficiency between the two methods lies in the lower-level optimization, so we measure these two methods' lower-level training time on the graph with different number of nodes. The results is presented in Figure 3. As we can observe, the AOPT-GNN significantly improves the efficiency compared to OPT-GNN.

Related work

PPR Propagation Matrix Based Models. Some of existing PPR propagation matrix-based methods are based on the Monte Carlo method (Wang et al. 2017; Wei et al. 2018) which simulate random walks from root nodes. GDC (Klicpera et al. 2019) approximates the distribution with Poisson distribution. It uses symmetric normalization adjacency matrix and changes the one-hot vector to the teleporting probability distribution. SGC (Wu et al. 2019a) considers improving the structure of GCN from the perspective

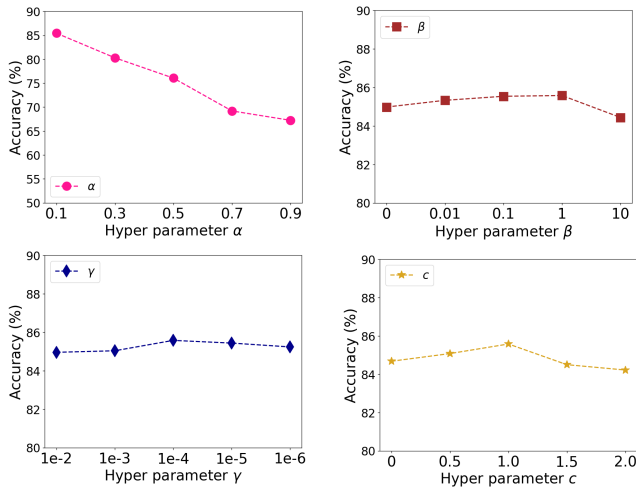


Figure 2: Parameter analysis of AOPT-GNN on Cora-ML dataset

of PPR propagation matrix by multiplication of symmetric normalized adjacency matrix layers instead of convolution to construct a linear structure, which significantly speeds up the propagation without compromising accuracy. AGP (Wang et al. 2021a) unifies above methods by adding variables to weights and propagation matrices. The randomized algorithm makes the computational complexity independent of the graph size. GPR-GNN (Chien et al. 2020) combines generalized PageRank (GPR) scheme with GNNs and adaptively learns GPR weights, realizing joint node feature optimization and topological information extraction. Also, it mitigates feature over-smoothing. Compared to the vanilla GCN which uses a full-batch training, these PPR propagation matrix-based methods decouple prediction and propagation, and thus allow mini-batch training to improve the scalability.

Graph Data Augmentation. Graph data augmentation has been proposed to solve a variety of graph tasks (Ding et al. 2022). One of the latest work (Xu et al. 2022) applies bi-level optimization to graph sanitation problems by training a backbone classifier in the lower level, and modifying the initial graph to improve the performance with a downstream classifier. (Roy et al. 2021) combines the local aggregation and non-local aggregation to generate node representations with essential features that are ‘washed out’ local aggregation. (Franceschi et al. 2019; Jin et al. 2020) simultaneously learn the graph structure and parameters of a GNN, which improves the robustness under various adversarial attacks, real-world noise and incompleteness of graphs. TO-GNN (Yang et al. 2019a) uses gradient descent-based graph updates and smoothness-related regularizations, focusing on optimizing graph-related distributions, such as graph generation and edge dropping, to facilitate graph rewiring through sampling. (Song et al. 2021) proposes another graph topological regularization by adding unsupervised learning representation as additional features to the graph. However, most existing methods aim to learn an optimal adjacency

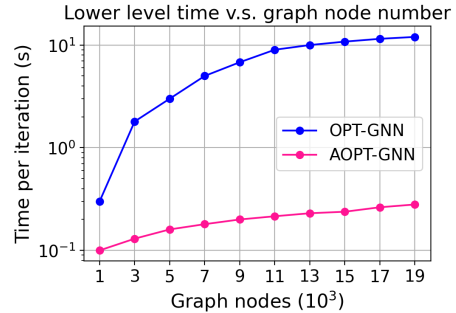


Figure 3: Lower level time v.s. graph node number

matrix that requires multiple propagation steps, and is limited by the sparsity property. Instead, we directly learn the optimal propagation matrix which has the advantages of efficiency and flexibility.

Conclusion

In this paper, we propose a bi-level programming-based approach which directly learns an optimal propagation matrix as an implicit modification of the graph topology, and also improves the robustness when facing attacks. We further propose a low-rank model to speed up the computation of model training. Experimental results show that the two proposed models outperform all the representative baselines in node classification. The adversarial attack evaluation demonstrates the strong robustness of the proposed models under attacks.

One limitation of this work is that it is under the transductive graph learning setting, if additional nodes are added to the graph, the propagation matrix may no longer be optimal. In this case, if the number of new nodes is small enough, the updated propagation might still have better performance than using the original adjacency and propagation matrix. How to extend propagation matrix optimization to the inductive setting is one future direction.

References

- Adamic, L. A. and Glance, N. (2005). The political blogosphere and the 2004 us election: divided they blog. In *Proceedings of the 3rd international workshop on Link discovery*, pages 36–43.
- Bojchevski, A. and Günnemann, S. (2017). Deep gaussian embedding of graphs: Unsupervised inductive learning via ranking. *arXiv preprint arXiv:1707.03815*.
- Bojchevski, A., Klicpera, J., Perozzi, B., Kapoor, A., Blais, M., Röszemberczki, B., Lukasik, M., and Günnemann, S. (2020). Scaling graph neural networks with approximate pagerank. In *Proceedings of the 26th ACM SIGKDD International Conference on Knowledge Discovery & Data Mining*, pages 2464–2473.
- Chen, M., Wei, Z., Ding, B., Li, Y., Yuan, Y., Du, X., and Wen, J.-R. (2020). Scalable graph neural networks via bidirectional propagation. *arXiv preprint arXiv:2010.15421*.

- Chien, E., Peng, J., Li, P., and Milenkovic, O. (2020). Adaptive universal generalized pagerank graph neural network. *arXiv preprint arXiv:2006.07988*.
- Chung, F. (2007). The heat kernel as the pagerank of a graph. *Proceedings of the National Academy of Sciences*, 104(50):19735–19740.
- Deng, S., Wang, S., Rangwala, H., Wang, L., and Ning, Y. (2020). Cola-gnn: Cross-location attention based graph neural networks for long-term ili prediction. In *Proceedings of the 29th ACM International Conference on Information & Knowledge Management*, pages 245–254.
- Ding, K., Xu, Z., Tong, H., and Liu, H. (2022). Data augmentation for deep graph learning: A survey. *ACM SIGKDD Explorations Newsletter*, 24(2):61–77.
- Entezari, N., Al-Sayouri, S. A., Darvishzadeh, A., and Papalexakis, E. E. (2020). All you need is low (rank) defending against adversarial attacks on graphs. In *Proceedings of the 13th International Conference on Web Search and Data Mining*, pages 169–177.
- Fogaras, D., Rácz, B., Csalogány, K., and Sarlós, T. (2005). Towards scaling fully personalized pagerank: Algorithms, lower bounds, and experiments. *Internet Mathematics*, 2(3):333–358.
- Franceschi, L., Niepert, M., Pontil, M., and He, X. (2019). Learning discrete structures for graph neural networks. In *International conference on machine learning*, pages 1972–1982. PMLR.
- Fu, D. and He, J. (2021). Sdg: A simplified and dynamic graph neural network. In *Proceedings of the 44th International ACM SIGIR Conference on Research and Development in Information Retrieval*, pages 2273–2277.
- Gasteiger, J., Bojchevski, A., and Günnemann, S. (2018). Predict then propagate: Graph neural networks meet personalized pagerank. *arXiv preprint arXiv:1810.05997*.
- Gilmer, J., Schoenholz, S. S., Riley, P. F., Vinyals, O., and Dahl, G. E. (2017). Neural message passing for quantum chemistry. In *International conference on machine learning*, pages 1263–1272. PMLR.
- Jin, W., Ma, Y., Liu, X., Tang, X., Wang, S., and Tang, J. (2020). Graph structure learning for robust graph neural networks. In *Proceedings of the 26th ACM SIGKDD International Conference on Knowledge Discovery & Data Mining*, pages 66–74.
- Katz, L. (1953). A new status index derived from sociometric analysis. *Psychometrika*, 18(1):39–43.
- Kipf, T. N. and Welling, M. (2016). Semi-supervised classification with graph convolutional networks. *arXiv preprint arXiv:1609.02907*.
- Klicpera, J., Bojchevski, A., and Günnemann, S. (2018). Predict then propagate: Graph neural networks meet personalized pagerank. *arXiv preprint arXiv:1810.05997*.
- Klicpera, J., Weissenberger, S., and Günnemann, S. (2019). Diffusion improves graph learning. *Advances in Neural Information Processing Systems*, 32:13354–13366.
- Li, C. and Goldwasser, D. (2019). Encoding social information with graph convolutional networks for political perspective detection in news media. In *Proceedings of the 57th Annual Meeting of the Association for Computational Linguistics*, pages 2594–2604.
- Li, L., Yao, Y., Tang, J., Fan, W., and Tong, H. (2016). Quint: on query-specific optimal networks. In *Proceedings of the 22nd ACM SIGKDD International Conference on Knowledge Discovery and Data Mining*, pages 985–994.
- Lofgren, P. and Goel, A. (2013). Personalized pagerank to a target node. *arXiv preprint arXiv:1304.4658*.
- Luo, D., Cheng, W., Yu, W., Zong, B., Ni, J., Chen, H., and Zhang, X. (2021). Learning to drop: Robust graph neural network via topological denoising. In *Proceedings of the 14th ACM international conference on web search and data mining*, pages 779–787.
- McCallum, A. K., Nigam, K., Rennie, J., and Seymore, K. (2000). Automating the construction of internet portals with machine learning. *Information Retrieval*, 3(2):127–163.
- Namata, G., London, B., Getoor, L., Huang, B., and Edu, U. (2012). Query-driven active surveying for collective classification. In *10th international workshop on mining and learning with graphs*, volume 8, page 1.
- Roy, K. K., Roy, A., Rahman, A., Amin, M. A., and Ali, A. A. (2021). Node embedding using mutual information and self-supervision based bi-level aggregation. *arXiv preprint arXiv:2104.13014*.
- Sen, P., Namata, G., Bilgic, M., Getoor, L., Galligher, B., and Eliassi-Rad, T. (2008). Collective classification in network data. *AI magazine*, 29(3):93–93.
- Shang, J., Xiao, C., Ma, T., Li, H., and Sun, J. (2019). Gamenet: Graph augmented memory networks for recommending medication combination. In *proceedings of the AAAI Conference on Artificial Intelligence*, volume 33, pages 1126–1133.
- Song, R., Giunchiglia, F., Zhao, K., and Xu, H. (2021). Topological regularization for graph neural networks augmentation. *arXiv preprint arXiv:2104.02478*.
- Veličković, P., Cucurull, G., Casanova, A., Romero, A., Lio, P., and Bengio, Y. (2017). Graph attention networks. *arXiv preprint arXiv:1710.10903*.
- Wang, H., He, M., Wei, Z., Wang, S., Yuan, Y., Du, X., and Wen, J.-R. (2021a). Approximate graph propagation. *arXiv preprint arXiv:2106.03058*.
- Wang, R., Mou, S., Wang, X., Xiao, W., Ju, Q., Shi, C., and Xie, X. (2021b). Graph structure estimation neural networks. In *Proceedings of the Web Conference 2021*, pages 342–353.
- Wang, S., Yang, R., Xiao, X., Wei, Z., and Yang, Y. (2017). Fora: simple and effective approximate single-source personalized pagerank. In *Proceedings of the 23rd ACM SIGKDD International Conference on Knowledge Discovery and Data Mining*, pages 505–514.
- Wei, Z., He, X., Xiao, X., Wang, S., Shang, S., and Wen, J.-R. (2018). Topppr: top-k personalized pagerank queries with precision guarantees on large graphs. In *Proceedings of*

the 2018 International Conference on Management of Data, pages 441–456.

Wu, F., Souza, A., Zhang, T., Fifty, C., Yu, T., and Weinberger, K. (2019a). Simplifying graph convolutional networks. In *International conference on machine learning*, pages 6861–6871. PMLR.

Wu, H., Wang, C., Tyshtetskiy, Y., Docherty, A., Lu, K., and Zhu, L. (2019b). Adversarial examples on graph data: Deep insights into attack and defense. *arXiv preprint arXiv:1903.01610*.

Xu, Z., Du, B., and Tong, H. (2021). Graph sanitation with application to node classification. *arXiv preprint arXiv:2105.09384*.

Xu, Z., Du, B., and Tong, H. (2022). Graph sanitation with application to node classification. In *Proceedings of the ACM Web Conference 2022*, pages 1136–1147.

Yan, L., Dodier, R. H., Mozer, M., and Wolniewicz, R. H. (2003). Optimizing classifier performance via an approximation to the wilcoxon-mann-whitney statistic. In *Proceedings of the 20th international conference on machine learning (icml-03)*, pages 848–855.

Yang, L., Kang, Z., Cao, X., Jin, D., Yang, B., and Guo, Y. (2019a). Topology optimization based graph convolutional network. In *International Joint Conference on Artificial Intelligence 2019*.

Yang, R., Xiao, X., Wei, Z., Bhowmick, S. S., Zhao, J., and Li, R.-H. (2019b). Efficient estimation of heat kernel pagerank for local clustering. In *Proceedings of the 2019 International Conference on Management of Data*, pages 1339–1356.

Ying, R., He, R., Chen, K., Eksombatchai, P., Hamilton, W. L., and Leskovec, J. (2018). Graph convolutional neural networks for web-scale recommender systems. In *Proceedings of the 24th ACM SIGKDD International Conference on Knowledge Discovery & Data Mining*, pages 974–983.

Zhu, J., Yan, Y., Zhao, L., Heimann, M., Akoglu, L., and Koutra, D. (2020). Beyond homophily in graph neural networks: Current limitations and effective designs. *Advances in neural information processing systems*, 33:7793–7804.

Zügner, D. and Günnemann, S. (2019). Adversarial attacks on graph neural networks via meta learning. *arXiv preprint arXiv:1902.08412*.