

Validating Approximate Slope Homogeneity in Large Panels

Tim Kutta*, Holger Dette

Ruhr-Universität Bochum, D-44780 Bochum

May 5, 2022

Abstract

Statistical inference for large data panels is omnipresent in modern economic applications. An important benefit of panel analysis is the possibility to reduce noise and thus to guarantee stable inference by intersectional pooling. However, it is well-known that pooling can lead to a biased analysis if individual heterogeneity is too strong. In classical linear panel models, this trade-off concerns the homogeneity of slope parameters, and a large body of tests has been developed to validate this assumption. Yet, such tests can detect inconsiderable deviations from slope homogeneity, discouraging pooling, even when practically beneficial.

In order to permit a more pragmatic analysis, which allows pooling when individual heterogeneity is sufficiently small, we present in this paper the concept of approximate slope homogeneity. We develop an asymptotic level α test for this hypothesis, that is uniformly consistent against classes of local alternatives. In contrast to existing methods, which focus on exact slope homogeneity and are usually sensitive to dependence in the data, the proposed test statistic is (asymptotically) pivotal and applicable under simultaneous intersectional and temporal dependence. Moreover, it can accommodate the realistic case of panels with large intersections. A simulation study and a data example underline the usefulness of our approach.

Keywords: large intersections, panel data, self-normalization

*Correspondences may be addressed to Tim Kutta (tim.kutta@rub.de).

1 Introduction

The analysis of large data panels is a cornerstone of modern economics. Key benefits of data panels derive from intersectional pooling, i.e. combining observations across individuals, which boosts sample size and consequently reduces variance of statistical estimates. Enhanced stability of pooled estimates compared with their individual counterparts and the associated gains in interpretability, have been testified by a number of classical studies, such as Baltagi and Griffin (1997) and Baltagi et al. (2003). Moreover, pooled estimates are attractive from the standpoint of statistical inference, as they circumvent the problem of multiple testing (for each individual) and allow broader statements about the underlying population. Nevertheless, it is not true that “anything goes” in terms of intersectional pooling: If the observed individuals are so heterogeneous that no representative trend exists among them, pooled estimators might pay a smaller variance, by an immense bias (see e.g. Hsiao and Tahmiscioglu (1997); Hsiao (2003)).

In linear panels, the question of homogeneity concerns the individual regression slopes. As in most cases slope homogeneity cannot be determined a priori, many authors have developed goodness of fit tests to investigate if this assumption is reasonable (see Zellner (1962); Swamy (1970); Pesaran et al. (1996); Phillips and Sul (2003); Pesaran and Yamagata (2008); Blomquist and Westerlund (2013); Breitung et al. (2016) among others). These tests have come to encompass evermore practical scenarios, such as panels with large intersections and to some extent dependent observations. However, the use of homogeneity tests has not been met with unequivocal approval. Critics have pointed out that tests tend to reject homogeneity, even when practically pooling is advisable (see e.g. Baltagi et al. (2008); Blomquist and Westerlund (2015)). Moreover and more fundamentally, the hypothesis of perfect homogeneity is usually implausible in high dimensional panels, such that it seems conceptually questionable to test it in the first place. These insights have spurred recent trends of searching for alternative poolability criteria (see Campello et al. (2019)) or to subdivide heterogeneous individuals into more homogeneous groups (Lin and Ng (2007); Blomquist and Westerlund (2015); Sarafidis and Weber (2015); Su et al. (2016); Wang et al. (2018)).

In this paper, we contribute to this discussion. After a brief review of some related literature on slope homogeneity tests, which is relevant in this context, we propose in Section 2 the pragmatic notion of *approximate slope homogeneity*. This hypothesis is rigorously defined in Section 2.2. It expresses the belief, that there is always some amount of individual heterogeneity in the data and the real question is whether it is small enough to permit a pooled analysis or not. In Section 3 we present a test for approximate slope homogeneity, which keeps its preassigned nominal level for large sample sizes and cross-sections. Moreover, we establish uniform consistency of this test against classes of local alternatives. In contrast to most works on slope homogeneity tests, which impose strong assumptions either on the dependence structure of the model errors (such as temporal and intersectional independence in Pesaran and Yamagata (2008)), or on the panel itself (such as small intersection and long time frame in Blomquist and Westerlund (2015)), our approach works for panels with large intersections, even in the presence of simultaneous intersectional and temporal dependence. We achieve this by constructing a *self-normalized* statistic, that automatically cancels out the long-run variance and is thus asymptotically distribution free. This makes our method easy to implement and interpret. Moreover, compared to alternatives such as bootstrap, self-normalizations are computationally parsimonious. Mathematically, our approach rests on a weak invariance principle for a time-sequential dispersion measure of the slopes. Finally, we investigate finite sample properties in Section 4 by means of a simulation study and demonstrate practical applicability by virtue of a data example. Proofs and technical details are deferred to the supplement.

2 Approximate Slope Homogeneity

We consider the linear panel model

$$y_{i,t} = x'_{i,t}\beta_i + \varepsilon_{i,t} \quad t = 1, \dots, T, \quad i = 1, \dots, N, \quad (2.1)$$

where $x_{i,t}$ is a K -dimensional vector of regressors, β_i is a K -dimensional vector of slope coefficients and $\varepsilon_{i,t}$ a centered, real model error with unknown distribution. We call t the

time dimension of the panel and i the *individual* or *intersectional component*. We collect all equations concerning the i th individual in the model

$$y_i = X_i\beta_i + \varepsilon_i \quad i = 1, \dots, N, \quad (2.2)$$

where $X_i = (x_{i,1}, \dots, x_{i,T})'$ is a regression matrix of dimension $T \times K$ and $y_i = (y_{i,1}, \dots, y_{i,T})'$ and $\varepsilon_i = (\varepsilon_{i,1}, \dots, \varepsilon_{i,T})'$ are T -dimensional vectors. Sometimes we refer to all regressors collectively and therefore define the compounded matrix $\mathbf{X} = (X_1, \dots, X_N)$. Often panel models comprise constant, individual specific intercepts, which are omitted in model (2.2) for simplicity (intercepts can be eliminated by subtracting the individual mean over the temporal observations, see Remark 3.8 for details).

The analysis of a data panel usually begins by assessing the variability between the slopes β_1, \dots, β_N . This can be done by a slope homogeneity test, which composes a summary statistic to decide whether all slopes are equal (the hypothesis) or not. In Section 2.1 we review some literature on these tests as well as recent alternatives. Afterwards, in Section 2.2, we introduce and discuss the related, but weaker notion of *approximate slope homogeneity*.

2.1 Testing Slope Homogeneity

The literature on slope homogeneity tests is extensive and therefore we confine ourselves to some important works most closely related to our own. The hypothesis of (exact) *slope homogeneity* in model (2.2) proposes equality of all individual slopes, i.e.

$$H_0^{exact} : \beta := \beta_1 = \dots = \beta_N. \quad (2.3)$$

Roughly speaking, H_0^{exact} implies the same impact of the regressors on each individual - a requirement that is usually not *a priori* clear, explaining why validation by tests is deemed necessary. However, if H_0^{exact} does hold, it opens the door to a profound data analysis, that is otherwise infeasible. For instance, it is possible to analyze in detail the regressors' influence on the dependent variable, by considering the entries of β (positive

or negative effects), test for the overall explanatory power of the model ($\beta = 0$) or check whether β conforms to an otherwise predetermined model. In contrast, individual analysis is notoriously unstable and inference is plagued by the multiple testing problem.

A simple way to test H_0^{exact} is provided by the standard F -test (see e.g. Pesaran and Yamagata (2008)). The F -test is asymptotically valid for $T \rightarrow \infty$ and fixed N , if the model errors are centered, independent, homoscedastic and satisfy exogeneity. While the F -test is well-known and still prevalent in many applications, the requirement of $N < T$ is too restrictive for many economic panels, where the number of individuals usually exceeds that of temporal observations. Additionally, the assumption of homoscedasticity is often difficult to justify and may itself require pre-testing.

Dispersion type statistics as developed by Swamy (1970) are a way to tackle both problems. Swamy's test statistic

$$\hat{S}_{Swam} := \frac{1}{N} \sum_{i=1}^N \frac{\|X_i(\hat{\beta}_i - \hat{\beta}_{pool})\|^2}{\|y_i - X_i\hat{\beta}_i\|^2/(T - K)}, \quad (2.4)$$

divides by individual variance estimators, thus eliminating the effect of heteroscedasticity. Here $\|\cdot\|$ denotes the euclidean norm, $\hat{\beta}_i := [X_i'X_i]^{-1}X_i'y_i$ the ordinary least squares (OLS) estimator of the individual parameter β_i and

$$\hat{\beta}_{pool} := \left(\sum_{i=1}^N \frac{X_i'X_i}{\|y_i - X_i\hat{\beta}_i\|^2} \right)^{-1} \sum_{i=1}^N \frac{X_i'y_i}{\|y_i - X_i\hat{\beta}_i\|^2} \quad (2.5)$$

the pooled version. In Pesaran and Yamagata (2008) a rigorous asymptotic theory for Swamy's original statistic as well as modified versions for large intersectional scenarios has been developed. In particular, it is shown that under H_0^{exact} the statistic $\sqrt{N}(\hat{S}_{Swam} - K)/\sqrt{2K}$ converges weakly to a standard normal distribution, if $N, T \rightarrow \infty$ and $N/T^2 \rightarrow 0$. Notice that in this case N can have a larger order than T , allowing for a wider range of applications than the traditional F -test. This assumption on the ratio of intersectional and temporal observations can be further relaxed, if the estimator $\hat{\beta}^{pool}$ in (2.4) is replaced by a carefully reweighted version and the division by $\|y_i - X_i\hat{\beta}_i\|^2$ is replaced by $\|y_i - X_i\hat{\beta}_{pool}\|^2$. Notice that under H_0^{exact} the latter yields a more accurate

variance estimate. With these modifications, weak convergence under the null hypothesis (2.3) holds if $N/T^4 \rightarrow 0$. However, we emphasize that this improvement rests on perfect homogeneity of all slopes. Other approaches to test slope homogeneity, such as Hausman (1978) tests have been considered in the literature (see Pesaran et al. (1996); Phillips and Sul (2003)) and we refer the interested reader to Pesaran and Yamagata (2008) for a discussion on the applicability and problems of Hausman tests.

One important weakness of the aforementioned tests is their assumption of (conditional) independence of the errors, which is often invalid in applications. An early approach to accommodate intersectional dependence is the seemingly unrelated regression equations (SURE) method, which however is best suited to situations, where N is much smaller than T (Zellner, 1962). Different ways on how to incorporate cross-sectional dependence, such as common factor models, are reviewed in Chudik and Pesaran (2013). Blomquist and Westerlund (2013) discuss a general slope homogeneity test, where cross-sectional independence is assumed, while temporal dependence is permitted. These authors assume that N is smaller than T , while still $N \rightarrow \infty$. In a follow-up work, Blomquist and Westerlund (2015) consider a different approach to deal with temporal and simultaneous cross-sectional dependence. In particular, if the null hypothesis holds, N is fixed and $T \rightarrow \infty$, they prove (under mixing assumptions) the weak convergence of Swamy's test statistic to a weighted sum of chi-squared distributions. The resulting test procedure relies on a block bootstrap to simulate the distribution of \hat{S}_{Swam} under the null hypothesis. We emphasize that the theory in this paper (as the theory for the F -test, discussed in the previous paragraph) is only applicable to panels with large time frames compared to cross-sections (N fixed). However, simulations strongly suggest that the test is valid even if N and T are of the same order.

While slope homogeneity tests remain a staple of panel analysis, recent works have explored alternative poolability criteria. This trend is fueled by the practical observation that homogeneity tests often reject H_0^{exact} , even for inconsiderable deviations from the hypothesis (see Baltagi et al. (2008); Sarafidis and Wansbeek (2020)). We want to illustrate this problem, by means of a small example.

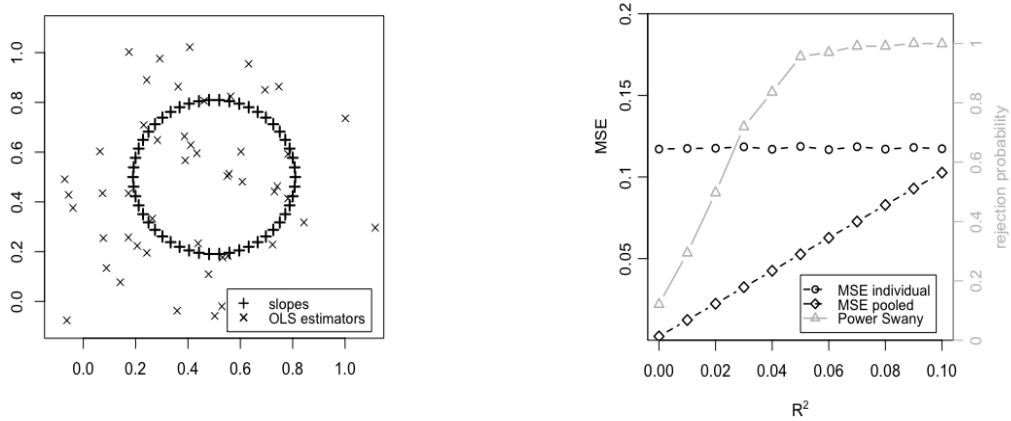


Figure 1: *Left panel: True slopes (“+”) and their estimators (“x”) ($T = 20, N = 50$). Right panel: Rejection probability of Swamy’s test with nominal level 5% (gray), plotted against the individual and pooled MSE (black). The x-axis shows the slope heterogeneity, measured by R^2 .*

Example 2.1. Consider the statistical panel model from (2.1), with $T = 20$, $N = 50$ and $K = 2$. The regressors $x_{i,t}$ are generated by $AR(1)$ -processes as described at the very beginning of Section 4 and the model errors are i.i.d. standard normally distributed random variables, independent of the regressors. The slopes $\beta_1, \dots, \beta_N \in \mathbb{R}^2$ are equally spaced on the circle with radius R and center $(1/2, 1/2)$. In the left part of Figure 1, we have plotted the ring of true slopes (“+”) and the individual OLS-estimates (“x”) for a radius of $R = 0.3$. It is evident that the individual OLS-estimates are subject to extreme fluctuations (a number of them even have negative entries, which in practice might translate into misguided interpretations). To compare the performance of pooled and individual analysis, we consider the mean squared error of the estimator $\hat{\beta}_{pool}$ defined in (2.5) with that of the individual OLS-estimators $\hat{\beta}_1, \dots, \hat{\beta}_N$

$$MSE_{ind} := \frac{1}{N} \sum_{i=1}^N \mathbb{E} \|\hat{\beta}_i - \beta_i\|^2 \quad MSE_{pool} := \frac{1}{N} \sum_{i=1}^N \mathbb{E} \|\hat{\beta}_{pool} - \beta_i\|^2.$$

The right part of Figure 1 shows these MSEs (approximated by 1000 simulation runs) as a function of the squared radius R^2 . We observe that MSE_{ind} is constant and not influenced by the degree of slope homogeneity, while $MSE_{pool} \approx R^2$ (the empirical variance of the

slopes). For $R^2 \approx 0.09$ the criterion is indifferent between the two options (even though users would probably prefer a pooled estimate, for ease of statistical inference). We now compare these outcomes with the performance of a classical test for slope homogeneity, say Swamy’s test, that we have discussed earlier in this section. Recall that a user might take rejection by this test as evidence against pooling. The gray line in the right panel of Figure 1 indicates the empirical power of Swamy’s test (with nominal level 5%), depending on R^2 . As we can see, Swamy’s test rejects the hypothesis of slope homogeneity very early, with about 50% probability for $R^2 = 0.02$, where $MSE_{pool}/MSE_{ind} \approx 0.2$ and with almost certainty for $R^2 = 0.06$, where still $MSE_{pool}/MSE_{ind} \approx 0.56$. These outcomes indicate, that a decision based on a test for the hypothesis (2.3) of “exact” slope homogeneity can be a rather narrow criterion for poolability.

In view of the high power of slope homogeneity tests, it does not come as a surprise that they often reject in practice, where the ideal of perfect homogeneity is rarely if ever true. This however can be a distraction - as in the previous example - when H_0^{exact} is at least approximately true and pooling is still favorable (see also Baltagi et al. (2008) and Blomquist and Westerlund (2015)). Recent works have taken up this insight to formulate more pragmatic criteria for data pooling. One approach is to cluster heterogeneous slopes into (more) homogeneous groups and restrict pooling to these subgroups (see e.g. Lin and Ng (2007); Blomquist and Westerlund (2015); Sarafidis and Weber (2015); Su et al. (2016); Wang et al. (2018)). Alternatively, it has been suggested to test for “no slope heterogeneity bias”, in order to infer directly whether pooled estimators are appropriate or not (Campello et al., 2019).

In the following, we present an alternative approach that combines features of both strands, slope homogeneity tests, and the novel trend of considering alternative hypotheses than H_0^{exact} . Similar to most traditional works, we believe that a small degree of heterogeneity is a good indicator of poolability, but we argue that testing for exact homogeneity can be an analytical straitjacket and often misleading. For this reason, we will introduce the more relaxed notion of approximate slope homogeneity in the next section.

2.2 Approximate Slope Homogeneity

We now formulate the hypothesis of *approximate slope homogeneity* for some user determined precision level $\Delta > 0$ as follows

$$H_0 : S_N := \frac{1}{N} \sum_{i=1}^N \|\beta_i - \bar{\beta}\|^2 \leq \Delta \quad \text{vs.} \quad H_1 : S_N > \Delta. \quad (2.6)$$

Here $\|\cdot\|$ denotes the euclidean norm, $\bar{\beta}$ is the average over the individual slopes β_1, \dots, β_N and S_N is the empirical variance of the slopes. Accordingly, if S_N is small, the individual slopes β_1, \dots, β_N concentrate and $\bar{\beta}$ is “representative”, while a large value of S_N suggests high diversity such that no real “representative agent” exists. In line with this interpretation, the threshold Δ expresses how much heterogeneity between the slopes is still deemed acceptable for the purpose of intersectional pooling. In particular for $\Delta = 0$, the hypothesis H_0 boils down to the classical version $H_0^{exact} : \beta_1 = \dots = \beta_N$, discussed in the previous section. This corresponds to no tolerance of heterogeneity, regardless how minute - a hypothesis usually justified only for very small N . In contrast, a choice $\Delta > 0$ means that some degree of heterogeneity is still acceptable for the subsequent analysis, as long as it does not exceed a reasonable level (where the precise choice of Δ will depend on the problem in hand). In this paper we concentrate on the case $\Delta > 0$, because we argue that in high-dimensional panels it is rare, and perhaps impossible, to have exact equality of all slopes.

3 Testing Approximate Slope Homogeneity

The aim of this section is to develop an (asymptotically) pivotal test for the hypothesis of approximate slope homogeneity defined in (2.6), when both the sample size T and the panel dimension N converge to ∞ . Because this is a demanding task, we proceed in several steps. First, in Section 3.1, we construct an estimator $\hat{S}_N(\kappa)$ of the heterogeneity measure S_N in (2.6), which is *time-sequential* in the sense that it is calculated from the data $\{(x_{i,t}, y_{i,t}) | t = 1, \dots, \lfloor T\kappa \rfloor, i = 1, \dots, N\}$ for $\kappa \in (0, 1]$. In particular, $\hat{S}_N(1)$

estimates S_N using all available data, while a consideration of the whole process $\{\hat{S}_N(\kappa)\}_\kappa$ allows us to subsequently construct a pivotal test. Second, in Section 3.2, we collect and discuss the required assumptions for our theoretical results (this section could be skipped in a first reading). In Section 3.3 we develop a weak invariance principle for an adequately standardized version of $\{\hat{S}_N(\kappa)\}_\kappa$. Fourth, these results are used to define a self-normalized test-statistic in Section 3.4 and to prove its weak convergence to a pivotal random variable. As a result, we obtain a simple (asymptotic) level α test for the hypothesis (2.6) that is uniformly consistent against classes of local alternatives (see Theorem 3.7). Finally, in Section 3.5, we discuss an extension of our approach to a different dispersion measure than S_N , that assesses slope heterogeneity w.r.t. to prediction.

3.1 Estimators

Recall that $\hat{\beta}_i := [X_i'X_i]^{-1}X_iy_i$ is the OLS estimator of the individual parameter β_i and define the average $\hat{\beta} := \frac{1}{N} \sum_{i=1}^N \hat{\beta}_i$. A natural approximation of S_N is then given by the empirical variance of the estimates $\hat{\beta}_1, \dots, \hat{\beta}_N$, defined as

$$\hat{S}_N := \frac{1}{N} \sum_{i=1}^N \|\hat{\beta}_i - \hat{\beta}\|^2.$$

In principle, statistical inference can be based directly on \hat{S}_N . The results presented in Section 3.3 below imply for fixed N and $T \rightarrow \infty$, that the statistic $\sqrt{T}(\hat{S}_N - S_N)$ is asymptotically normal. If we permit $N \rightarrow \infty$, an additional bias term, say B_N , appears and the bias-corrected statistic $\sqrt{NT}(\hat{S}_N - S_N - B_N)$ is asymptotically normal. Theoretically, this suffices to construct a test for the hypothesis (2.6): Let λ^2 denote the variance of the limiting distribution and \hat{B}_N be an estimator of the bias B_N such that $\sqrt{NT}(\hat{B}_N - B_N) = o_P(1)$. Then rejecting the null hypothesis (2.6), whenever $\hat{S}_N > \Delta + \hat{B}_N + \lambda u_{1-\alpha}/\sqrt{NT}$ yields a consistent and asymptotic level α test, where $u_{1-\alpha}$ is the $(1 - \alpha)$ quantile of the normal distribution. However, a practical implementation requires consistent estimation of the variance λ^2 . At this point we do not give details on the form of λ^2 , which will be defined rigorously in (3.6). We just remark that this long-run variance depends in a very

complicated way on the intersectional and temporal dependence of the data, which makes estimation nearly impossible.

As an alternative, we propose a self-normalization approach, which - roughly speaking - consists in dividing \hat{S}_N by a further statistic, say \hat{V}_N , such that $\sqrt{NT}\hat{V}_N$ converges weakly to a random variable proportional to λ . As a consequence, the factor λ cancels out in the ratio $T_N = (\hat{S}_N - \hat{B}_N - S_N)/\hat{V}_N$, making it asymptotically distribution free. Self-normalization is an important tool in the analysis of dependent time series, due to its user-friendliness and robustness (see Müller (2007)). Early references include Lobato (2001), Shao (2010), and Shao and Zhang (2010) (for an overview see Shao (2015)). More recently, self-normalization has also been used for the analysis of high-dimensional time series (see Wang and Shao (2020); Wang et al. (2021) among others). A common feature of all these references is that the proposed methodology is only applicable for testing hypotheses of exact equality (such as formulated in (2.3) in the case of comparing the slopes). Self-normalization in the context of testing hypotheses of approximate equality (as considered in (2.6)) has been introduced in Dette et al. (2020), but not in a high-dimensional scenario.

A key feature of self-normalizations is the use of *time-sequential estimators*, which do not draw on all temporal observations but only on a subset, specified by a parameter κ . To be precise, let $p \in (0, 1)$ denote a fixed constant and $I = [p, 1]$ an indexing set. Then for $\kappa \in I$ we consider the observations

$$\{(x_{i,t}, y_{i,t}) \mid t = 1, \dots, \lfloor T\kappa \rfloor, i = 1, \dots, N\} . \quad (3.1)$$

In order to define the estimator $\hat{S}_N(\kappa)$ from the data (3.1), we begin with the corresponding slope estimators and consider for $\kappa \in I$ the restricted design matrix

$$X_i(\kappa) := [x_{i,1}, \dots, x_{i,\lfloor T\kappa \rfloor}, \mathbf{0}, \dots, \mathbf{0}]' \in \mathbb{R}^{T \times K} \quad (3.2)$$

of the i th individual. Note that $X_i(\kappa)$ is obtained from the design matrix X_i in model (2.2) by keeping the first $\lfloor T\kappa \rfloor$ rows of X_i and then replacing the remaining $T - \lfloor T\kappa \rfloor$

subsequent rows by K -dimensional vectors with 0-entries. Similarly, we define the vector

$$y_i(\kappa) := (y_{i,1}, \dots, y_{i,\lfloor \kappa T \rfloor}, 0, \dots, 0)' \in \mathbb{R}^T. \quad (3.3)$$

Notice that the additional $T - \lfloor T\kappa \rfloor$ zero rows in (3.2) and zero entries (3.3) do not serve any practical purpose. They will, however, facilitate a tidy theory, where all matrices and vectors are of the same dimensions, regardless of $\kappa \in I$.

The sequential OLS estimator of the parameter β_i in model (2.1) based on the data (3.1) can then be expressed as

$$\hat{\beta}_i(\kappa) := [X_i(\kappa)' X_i(\kappa)]^{-1} X_i(\kappa)' y_i(\kappa) \in \mathbb{R}^K.$$

Note that this definition requires $\lfloor \kappa T \rfloor > K$ for all $\kappa \in I$, where again K is the dimension of the slope parameter. Therefore, we assume throughout this paper that $pT > K$, which of course is asymptotically true for any $p > 0$ as $T \rightarrow \infty$.

The corresponding *mean group estimator* for $\bar{\beta} := \frac{1}{N} \sum_{i=1}^N \beta_i$ is obtained by

$$\hat{\beta}(\kappa) := \frac{1}{N} \sum_{i=1}^N \hat{\beta}_i(\kappa),$$

and the time-sequential estimator of the slope heterogeneity S_N is defined by

$$\hat{S}_N(\kappa) := \frac{1}{N} \sum_{i=1}^N \|\hat{\beta}_i(\kappa) - \hat{\beta}(\kappa)\|^2.$$

Notice that this estimator changes with κ and thereby tracks information about the temporal structure of the panel. Finally, we point out that for $\kappa = 1$ we obtain the estimators $\hat{\beta}_i = \hat{\beta}_i(1)$ ($i = 1, \dots, N$) and $\hat{S}_N = \hat{S}_N(1)$ from the full sample considered in Section 2.1 and in Section 3.1, respectively.

3.2 Assumptions

We now present the necessary assumptions for our approach. This section could be skipped during a first reading.

In order to state the dependency of our data, we define the notion of α -mixing for multidimensional arrays of random variables (see for a more general definition Doukhan (1994)).

Definition 3.1. Let $\mathcal{M} \subset \mathbb{Z}^d$ for some $d \in \mathbb{N}$ be endowed with the maximum norm $\|\cdot\|_\infty$ and $(\Xi_z)_{z \in \mathcal{M}}$ be an array of random variables indexed in \mathcal{M} . For index sets \mathcal{I} and \mathcal{J} we define the distance w.r.t. the maximum norm as

$$\text{dist}(\mathcal{I}, \mathcal{J}) = \min(\|i - j\|_\infty : i \in \mathcal{I}, j \in \mathcal{J})$$

and use the notations $\mathcal{F}_{\mathcal{I}} = \sigma(\Xi_z : z \in \mathcal{I})$ for the sigma field generated by the random variables $\{\Xi_z : z \in \mathcal{I}\}$. For $r \in \mathbb{N}_0$ the r th α -mixing coefficient is defined by

$$\alpha(r) = \sup \left\{ |\mathbb{P}(A \cap B) - \mathbb{P}(A)\mathbb{P}(B)| : A \in \mathcal{F}_{\mathcal{I}}, B \in \mathcal{F}_{\mathcal{J}}, \text{dist}(\mathcal{I}, \mathcal{J}) \geq r, \mathcal{I}, \mathcal{J} \subset \mathcal{M} \right\}.$$

The array is called α -mixing if $\alpha(r) \rightarrow 0$ as $r \rightarrow \infty$.

In the following, C denotes a generic constant, independent of N, T or any particular individual or time point. Furthermore, $x \vee y$ denotes the maximum of two real numbers x and y .

Assumption 3.2.

(N) (*Intersect-time relation*) There exists a constant η , such that $N/T^\eta \rightarrow 0$ and

$$0 \leq \eta < 2 - \frac{2}{1 + a(M-1)/M}. \quad (3.4)$$

Here M and a are defined in the assumptions below.

(β) (*Bounded slopes*) $\exists C > 0 : \max_i \|\beta_i\| \leq C$.

(ε) (1) (*Exogeneity*) $\mathbb{E}[\varepsilon_i | \mathbf{X}] = 0$ for all i .

(2) (*Separable covariance*) For all i, j it holds that $\mathbb{E}[\varepsilon_i \varepsilon_j' | \mathbf{X}] = \sigma_{i,j} \Sigma_T$, where

$\Sigma_T \in \mathbb{R}^{T \times T}$ is a temporal covariance matrix and $\sigma_{i,j}$ a spatial factor, with $\sigma_{i,i} > 0 \forall i$.

(3) (*Conditional moments*) For some $M > 2 \exists C > 0 : \max_{i,t} \mathbb{E}[|\varepsilon_{i,t}|^{2M} | \mathbf{X}] \leq C$.

(4) (*Stationarity*) Conditionally on the data \mathbf{X} , the errors $(\varepsilon_{i,t})_{t=1,\dots,T}$ are weakly time stationary, with autocovariance function $\tau(k) := \mathbb{E}[\varepsilon_{i,t}\varepsilon_{i,t+k} | \mathbf{X}] / \sigma_{i,i}$ for $k \in \mathbb{Z}$.

(5) (*Mixing*) The array $(x_{i,t}, \varepsilon_{i,t})_{i,t}$ is α -mixing in the sense of Definition 3.1, with $\alpha(r) \leq Cr^{-a}$ for some

$$a > \frac{4(M + 2 \vee 2\eta)}{M - 2 \vee 2\eta} \quad (3.5)$$

with M and η as defined above.

(X) (1) (*Regressor convergence*) There exist positive-definite, non-stochastic matrices Q_i , $i = 1, \dots, N$ and a positive constant $C > 0$, such that

$$\max_i \|\mathbb{E}[X_i' X_i / T] - Q_i\| \leq C / \sqrt{T}.$$

There exist non-stochastic matrices $U_{i,j}$, $i, j = 1, \dots, N$, such that

$$\max_{i,j} \|\mathbb{E}[X_i' \Sigma_T X_j / T] - U_{i,j}\| = o(1).$$

(2) (*Moments*) There exists a constant $C > 0$ such that $\max_{i,t} \mathbb{E}|x_{i,t}|^{2M} \leq C$.

(3) (*Bounded limits*) There exists a constant $C > 0$ such that $\max_i \|Q_i^{-1}\| \leq C$.

(λ) (*Existence of the long-run variance (LRV)*) The limit

$$\lambda^2 := \lim_{N \rightarrow \infty} \frac{4}{N} \sum_{i,j=1}^N \sigma_{i,j} [\beta_i - \bar{\beta}]' Q_i^{-1} U_{i,j} Q_j^{-1} [\beta_j - \bar{\beta}] \quad (3.6)$$

exists and is strictly positive.

Remark 3.3. We briefly comment on these assumptions:

(N) With this assumption, we quantify the relation between N and T and ensure that the number of individuals is not too large compared to the temporal observations. T can be smaller compared to N (larger η) if more moments exist (larger M) and

if dependence is weak (larger a). Substituting a in (3.4) by its lower bound in (3.5) shows that a choice $\eta > 1$ is always possible. In the case of independent data or exponentially decaying mixing coefficients, we can choose the constant a arbitrarily large and condition (3.5) boils down to $\eta \in [0, 2)$. In particular, our condition $N/T^\eta \rightarrow 0$ is then arbitrarily close to the common assumption $N/T^2 \rightarrow 0$ in Swamy's test for i.i.d. data (Pesaran and Yamagata, 2008).

- (β) The assumption of bounded slopes is standard in the literature (see, for example, Pesaran and Yamagata (2008)). It implies that a violation of the hypothesis is asymptotically not caused by just a few outliers in the slopes.
- (ε) Assumption (1) states strong exogeneity of the residuals and is common in the analysis of panel data (see Pesaran and Yamagata (2008) or Campello et al. (2019)). A close examination of our proofs in the supplement demonstrates that this assumption can be relaxed to uncorrelatedness of low degree rational functions of the regressors and residuals (see e.g. Proposition C.3). However, to derive weak invariance principles it seems necessary to consider a stronger exogeneity condition than merely *weak exogeneity* as for instance used in Blomquist and Westerlund (2015) (e.g. to guarantee that the term E_1 defined in Proposition 3.4 is centered). Assumption (2) permits the existence of complex error structures. The covariance matrix of the errors $(\varepsilon'_1, \dots, \varepsilon'_N)'$ is the Kronecker product $\Sigma_N \otimes \Sigma_T$, where the first factor captures intersectional and the second factor temporal dependence. This condition is much weaker than most assumptions made in the literature, which are special cases of this setting. For example, the traditional assumption of homoscedasticity and independence, as needed for the F -test is captured by $\sigma^2 \cdot I_N \otimes I_T$, where $\sigma^2 > 0$ is the variance and I_N, I_T are the identity matrices of dimension N and T , respectively. Independent heteroscedastic errors (see Swamy (1970), Pesaran and Yamagata (2008)) are similarly captured by $D \otimes I_T$, where $D = \text{diag}(\sigma_1^2, \dots, \sigma_N^2)$ represents the heteroscedasticity-matrix. The case of intersectional dependence only, as represented in Zellner's SURE approach, is incorporated by $\Sigma_N \otimes I_T$ (Zellner, 1962) (this is also closely related to Ando and Bai (2015)). Allowing both factors

to differ from the identity matrix (simultaneous temporal and intersectional dependence) obviously encompasses much richer models than have been treated before, particularly in high dimensional panels. In condition (3) we assume existence of some moments, but we do not need Gaussian errors, as common in traditional models. In the time component, we assume conditional (weak) stationarity, which in a well specified model is sensible. In contrast, no specific covariance structure is assumed intersectionally, where it is not easy to justify. Obviously, conditions on the strength of the dependence are required, which is done by (5). The exponent a in the polynomial decay of the mixing coefficients can be smaller (stronger dependence) if M is larger (stronger moment assumption) and to some degree, if T is larger compared to N (smaller η). Notice that, in principle, the mixing condition in (5) implies a one dimensional ordering of the intersectional data. However, this is only made for the sake of a transparent presentation. Our theory is not confined to one dimensional orderings and can be adapted to multidimensional intersects by considering α -mixing for higher dimensions (recall Definition 3.1). Importantly, the test statistics defined below do not have to be changed in this case and all subsequent results remain correct.

- (X) Assumption (1) (in a weaker form) is widely prevalent in the literature (see among others Pesaran and Yamagata (2008); Blomquist and Westerlund (2015); Breitung et al. (2016); Campello et al. (2019)), where it is assumed that each individual product $X_i'X_i/T$ has a positive definite limit. We need a convergence rate specifically in the proofs of our weak invariance principles to control certain bias terms. It should be noted that such conditions (even of linear bias) are common in statistical theory. The assumption on the cross term $X_j'\Sigma_T X_i$ is new and can be dropped if - as in most traditional works - the errors are intersectionally uncorrelated ($\sigma_{i,j} = 0$ if $i \neq j$). Otherwise, it is important for the convergence of the long-run variance of the statistic (see also Assumption (λ)). Condition (3) ensures that asymptotically (as $N \rightarrow \infty$) it is not arbitrarily difficult for an OLS estimator $\hat{\beta}_i$ to recover the true slope β_i . This assumption is not necessary for traditional test statistics, such as \hat{S}_{Swam} .

(2.4), because these heterogeneity measures consider the differences $\|X_i(\hat{\beta}_i - \hat{\beta}_{pool})\|^2$ instead of the raw comparison $\|\hat{\beta}_i - \hat{\beta}\|^2$.

(λ) The assumption of a positive long-run variance λ^2 is standard in time series analysis and has also been used for slope homogeneity tests in the presence of time dependence (see e.g. Assumption ERR. iii) in Blomquist and Westerlund (2015)). In classical scenarios of temporal and cross-sectional independence, it follows from regularity assumptions on the matrices Q_i (see, for example, Assumptions 1, (i) and 2 in Pesaran and Yamagata (2008)).

3.3 Weak Convergence of the sequential process

In this section, we derive a weak invariance principle for an adequately standardized version of the difference $\hat{S}_N(\kappa) - S_N$ (see (3.17)). We prepare this result by three technical propositions dealing with stochastic linearization, asymptotic de-biasing and finally weak convergence. We begin by decomposing (for a proof see Section A.2 in the supplement)

$$\kappa\sqrt{NT}(\hat{S}_N(\kappa) - S_N) = E_1(\kappa) + E_2(\kappa) + E_3(\kappa), \quad (3.7)$$

where

$$E_1(\kappa) := \kappa\sqrt{\frac{T}{N}} \sum_{i=1}^N 2\varepsilon_i(\kappa)' X_i(\kappa) [X_i(\kappa)' X_i(\kappa)]^{-1} [\beta_i - \bar{\beta}], \quad (3.8)$$

$$E_2(\kappa) := \kappa\sqrt{\frac{T}{N}} \sum_{i=1}^N \varepsilon_i(\kappa)' X_i(\kappa) [X_i(\kappa)' X_i(\kappa)]^{-2} X_i(\kappa)' \varepsilon_i(\kappa), \quad (3.9)$$

$$E_3(\kappa) := -\kappa\sqrt{\frac{T}{N}} \frac{1}{N} \sum_{i,j=1}^N \varepsilon_i'(\kappa) X_i(\kappa) [X_i(\kappa)' X_i(\kappa)]^{-1} [X_j(\kappa)' X_j(\kappa)]^{-1} X_j(\kappa)' \varepsilon_j(\kappa). \quad (3.10)$$

In the above expressions $X_i(\kappa)$ is the regressor matrix given in (3.2) and the sequential error vector $\varepsilon_i(\kappa)$ is defined as $\varepsilon_i(\kappa) := (\varepsilon_{i,1}, \dots, \varepsilon_{i, \lfloor \kappa T \rfloor}, 0, \dots, 0)' \in \mathbb{R}^T$. In the following we show that, after subtracting a bias, E_1 is the leading term of the decomposition (3.7).

Proposition 3.4. *Under the Assumptions $(N), (\beta), (\varepsilon), (X)$ it follows that*

$$\sup_{\kappa \in I} |E_2(\kappa) - \mathbb{E}[E_2(\kappa)|\mathbf{X}]| = o_P(1) , \quad (3.11)$$

$$\sup_{\kappa \in I} |E_3(\kappa)| = o_P(1) . \quad (3.12)$$

The three terms in the decomposition (3.7) can be understood as follows: E_1 is a sum of centered random variables and if dependence is not too strong, can be shown to be asymptotically normal. E_2 is not centered and constitutes the main source of bias in our statistic. It corresponds to the leading term in classical slope homogeneity tests (see e.g. Pesaran and Yamagata (2008)). However, if centered E_2 is asymptotically negligible, which motivates the bias correction in the next step. Finally, the term E_3 converges to the squared norm of a centered process divided by \sqrt{NT} and is thus negligible.

We begin with the problem of centering E_2 . In Proposition 3.4, we have seen that $E_2 - \mathbb{E}[E_2|\mathbf{X}]$ is of order $o_P(1)$. Furthermore, it can be shown that $\mathbb{E}[E_2|\mathbf{X}] = \mathcal{O}(\sqrt{N/T})$, which if $\eta < 1$ implies $\mathbb{E}[E_2|\mathbf{X}] = o_P(1)$. In the case $\eta \geq 1$ however $\mathbb{E}[E_2|\mathbf{X}]$ is non-negligible and hence a bias correction for the statistic $\kappa\sqrt{NT}(\hat{S}_N(\kappa) - S_N)$ is necessary. Notice that even for $\eta < 1$ such a correction may be advisable if T is not large compared to N (which is rarely the case in economic panels). Since the true bias $\mathbb{E}[E_2|\mathbf{X}]$ is unknown, we have to estimate it. For this purpose, we denote for $1 \leq A \leq B \leq T$ by $v_{A:B} = (v_A, v_{A+1}, \dots, v_B)'$ the sub-vector of $v = (v_1, v_2, \dots, v_T)'$. Therewith we define the $T \times T$ matrix

$$\hat{\Sigma}_i(\kappa, b) := (\hat{\xi}_i(|s-t|, \kappa) \mathbb{1}\{|s-t| < b\})_{1 \leq s, t \leq T}, \quad (3.13)$$

where the entry

$$\begin{aligned} \hat{\xi}_i(h, \kappa) &:= \frac{(y_i(\kappa) - X_i(\kappa)' \hat{\beta}_i)'_{1:[T\kappa]-h} (y_i(\kappa) - X_i(\kappa)' \hat{\beta}_i)_{h+1:[T\kappa]}}{[T\kappa] - h - K} \\ &= \frac{1}{[T\kappa] - h - K} \sum_{t=1}^{[T\kappa]-h} (y_i(\kappa) - X_i(\kappa)' \hat{\beta}_i)_t (y_i(\kappa) - X_i(\kappa)' \hat{\beta}_i)_{t+h}. \end{aligned} \quad (3.14)$$

is the sequential estimator of the autocovariance of lag h . Here b is a regularization

parameter (all k -diagonals with $k > b$ are set equal to 0). Note that banded estimates (with an increasing size of the band) of high-dimensional autocovariance matrices are quite common in this context and motivated by the fact that the autocovariances decay, when moving away from the diagonal (see, for example, Wu and Pourahmadi (2009); McMurry and Politis (2010) among others). We also point out that b has to be chosen such that the denominator is non-degenerate for all $h < b$ (which is asymptotically always true given our subsequent assumptions on b). We can now define the estimate for $\mathbb{E}[E_2|\mathbf{X}]$ by

$$\hat{B}_N(\kappa) := \kappa \sqrt{\frac{T}{N}} \sum_{i=1}^N \text{Tr}[\hat{\Sigma}_i(\kappa, b) X_i(\kappa) [X_i(\kappa)' X_i(\kappa)]^{-2} X_i(\kappa)'], \quad (3.15)$$

and the following result shows its (uniform) consistency.

Proposition 3.5. *Assume that the conditions $(N), (\beta), (\varepsilon), (X)$ hold, and that the parameter b in (3.13) satisfies $b = \mathcal{O}(T^\gamma)$ with*

$$\gamma \in \left(\frac{\eta - 1}{2(a^{\frac{M-1}{M}} - 1)}, \frac{1 - \eta/2}{2} \right).$$

Then $\hat{B}_N(\kappa) - \mathbb{E}[E_2(\kappa)|\mathbf{X}] = o_P(1)$ uniformly in $\kappa \in I$.

Notice that the interval for γ is well-defined, if Assumption (N) holds. Finally, we consider the leading term E_1 in Proposition 3.4 and show its convergence to a Gaussian process.

Proposition 3.6. *Suppose that the Assumptions $(N), (\beta), (\varepsilon), (X)$ and (λ) hold. Then the weak convergence $\{E_1(\kappa)\}_{\kappa \in I} \rightarrow \lambda \{\mathbb{B}(\kappa)\}_{\kappa \in I}$ holds, where \mathbb{B} is a standard Brownian motion and λ^2 is defined in (3.6).*

We can now combine Propositions 3.4 - 3.6, to obtain a weak invariance principle for the the bias corrected version

$$\tilde{S}_N(\kappa) := \hat{S}_N(\kappa) - \hat{B}_N(\kappa), \quad (3.16)$$

of $\hat{S}_N(\kappa)$ (here \hat{B}_N is defined in (3.15)). To be precise, it follows under the assumptions

of Proposition 3.6, that

$$\{\kappa\sqrt{NT}(\tilde{S}_N(\kappa) - S_N)\}_{\kappa \in I} \rightarrow \{\lambda\mathbb{B}(\kappa)\}_{\kappa \in I}, \quad (3.17)$$

where λ^2 is the long-run variance defined in (3.6). In the next section, we use this result to construct a pivotal test statistic for the hypothesis (2.6).

3.4 A pivotal Test for Approximate Slope Homogeneity

We now present the statistical consequences of the results derived in the previous section. In particular, we construct a test statistic, that asymptotically cancels the long-run variance λ^2 out. For this purpose, we employ the principle of self-normalization and adapt techniques introduced in Dette et al. (2020) to the high dimensional scenario. We begin by defining the self-normalizing factor

$$\hat{V}_N := \left\{ \int_I \kappa^4 (\tilde{S}_N(\kappa) - \tilde{S}_N)^2 d\nu(\kappa) \right\}^{1/2}, \quad (3.18)$$

where $I = [p, 1]$ is the indexing interval and ν some probability measure on I , which does not concentrate at the point 1 (i.e. $\nu(\{1\}) < 1$). ν is user determined, and typical choices include the uniform measure on a finite number of points, such as $\{1/K, 2/K, \dots, (K-1)/K, 1\} \cap I$. The size of K has little influence on the performance of the subsequent statistic, but small choices evidently yield computational advantages (as K determines the number of evaluations of $\tilde{S}_N(\kappa)$). In particular, a small K makes self-normalization computationally much more parsimonious than bootstrap alternatives.

With \hat{V}_N as denominator, we now define the self-normalized statistic

$$\hat{W}_N := \frac{\tilde{S}_N - \Delta}{\hat{V}_N}. \quad (3.19)$$

By inspection of the numerator, we see that large (positive) values of \hat{W}_N suggest that $S_N > \Delta$, i.e. that the hypothesis (2.6) does not hold, whereas small values suggest that $S_N \leq \Delta$. To understand the asymptotic properties of \hat{W}_N more properly, we note that

the weak convergence in (3.17), together with the continuous mapping theorem, implies

$$\frac{\tilde{S}_N - S_N}{\hat{V}_N} \rightarrow W := \frac{\mathbb{B}(1)}{\left\{ \int_I \kappa^2 (\mathbb{B}(\kappa) - \kappa \mathbb{B}(1))^2 d\nu(\kappa) \right\}^{1/2}}, \quad (3.20)$$

where we have used that the left-hand side of (3.20) is a continuous transformation of the process $\{\kappa \sqrt{NT}(\tilde{S}_N(\kappa) - S_N)\}_{\kappa \in I}$. Note that the distribution of W is non-normal, but does not contain any nuisance parameters. In particular, its quantiles are truly pivotal, easy to simulate and only depend on the user-determined measure ν . We now consider the decomposition

$$\hat{W}_N = \frac{\tilde{S}_N - S_N}{\hat{V}_N} + \frac{S_N - \Delta}{\hat{V}_N}. \quad (3.21)$$

The first term on the right converges weakly to W (according to (3.20)), while the second one is non-positive under the hypothesis ($S_N \leq \Delta$) and positive under the alternative ($S_N > \Delta$). This motivates the test decision, to reject the hypothesis (2.6), if

$$\hat{W}_N > q_{1-\alpha}, \quad (3.22)$$

where $q_{1-\alpha}$ is the upper α quantile of the distribution of W . Combining (3.20) and (3.21) implies that $\limsup_{N \rightarrow \infty} \mathbb{P}(\hat{W}_N > q_{1-\alpha}) \leq \alpha$ if $S_N \leq \Delta$ for all N (level α) and also $\lim_{N \rightarrow \infty} \mathbb{P}(\hat{W}_N > q_{1-\alpha}) = 1$ for fixed $\epsilon > 0$ if $S_N > \Delta + \epsilon$ for all N (consistency). It is however possible to sharpen these results substantially by considering uniform level α and consistency against classes of local alternatives. We pursue this generalization in the remainder of this section.

Let us define for two fixed but arbitrary constants $C, c > 0$ the class

$$\mathcal{T} := \{\boldsymbol{\beta} = (\beta_n)_{n \in \mathbb{N}} : \sup_n \|\beta_n\| \leq C, \inf_N \lambda_N^2(\boldsymbol{\beta}) > c\}, \quad (3.23)$$

which consists of all sequences of bounded slopes, for which the variance

$$\lambda_N^2(\boldsymbol{\beta}) := \frac{4}{N} \sum_{i,j=1}^N \sigma_{i,j} [\beta_i - \bar{\beta}]' Q_i^{-1} U_{i,j} Q_j^{-1} [\beta_j - \bar{\beta}] \quad (3.24)$$

is bounded away from 0 (these conditions are uniform versions of Assumptions (β) and (λ)). Denoting S_N by $S_N(\beta)$ (see (2.6)) to make dependence on the slopes explicit, we define the sets of hypotheses and local alternatives as

$$\mathcal{H} := \mathcal{T} \cap \{\beta : S_N(\beta) \leq \Delta\} \quad \text{and} \quad \mathcal{A}_N(x) := \mathcal{T} \cap \{\beta : S_N(\beta) - x/\sqrt{NT} \geq \Delta\}$$

respectively. Notice that in the definition of $\mathcal{A}_N(x)$ the number $x > 0$ quantifies the distance to the hypothesis. We can then state the following result.

Theorem 3.7. *Suppose that the Assumptions $(N), (\varepsilon)$ and (X) hold and that the bandwidth b is chosen according to Proposition 3.5. Then for any $\Delta > 0$ and $\alpha \in (0, 1)$ it holds that*

$$\limsup_{N \rightarrow \infty} \sup_{\beta \in \mathcal{H}} \mathbb{P}(\hat{W}_N > q_{1-\alpha}) = \alpha \quad (\text{asymptotic level } \alpha).$$

Furthermore there exists a non-decreasing function $f : \mathbb{R}_{>0} \rightarrow \mathbb{R}_{>0}$, with $f(x) > \alpha$ for all $x > 0$ and $\lim_{x \rightarrow \infty} f(x) = 1$, such that

$$\liminf_{N \rightarrow \infty} \inf_{\beta \in \mathcal{A}_N(x)} \mathbb{P}(\hat{W}_N > q_{1-\alpha}) = f(x) \quad (\text{asymptotic consistency}).$$

Note that Theorem 3.7 is a stronger result than those usually derived in the related literature, as it proves consistency of the test decision (3.22) against a whole class of local alternatives. In contrast, the works cited in Section 2.2 consider either fixed alternatives or fixed local alternatives (such as Pesaran and Yamagata (2008) or Breitung et al. (2016)). We conclude this section with a small remark regarding applications.

Remark 3.8. For parsimony of presentation, we have throughout this work assumed that the model (2.2) does not include individual specific intercepts. However, in most applications a model with intercepts is more realistic, that is

$$y_i = \alpha_i + X_i \beta_i + \varepsilon_i \quad i = 1, \dots, N \quad (3.25)$$

where $\alpha_1, \dots, \alpha_N \in \mathbb{R}$. In this situation, we can define the matrix $M(\kappa) \in \mathbb{R}^{T \times T}$, which is given for $s, t \in \{1, \dots, T\}$ as $(M(\kappa))_{s,t} = 1 - 1/\lfloor T\kappa \rfloor$ if $t = s$ and $(M(\kappa))_{s,t} = -1/\lfloor T\kappa \rfloor$

else. We can then rewrite the least squares estimator of β_i in model (3.25) as

$$\hat{\beta}_i(\kappa) := [X_i(\kappa)'M(\kappa)X_i(\kappa)]^{-1}X_i(\kappa)'M(\kappa)y_i(\kappa).$$

If we now re-define the bias-correction by

$$\hat{B}_N(\kappa) := \kappa \sqrt{\frac{T}{N}} \sum_{i=1}^N \text{Tr}[\hat{\Sigma}_i(\kappa, b)M(\kappa)X_i(\kappa)[X_i(\kappa)'M(\kappa)X_i(\kappa)]^{-2}X_i(\kappa)'M(\kappa)],$$

and the entries of $\hat{\Sigma}_i(\kappa, b)$ by

$$\hat{\xi}_i(h, \kappa) = \frac{(M(\kappa)(y_i(\kappa) - X_i(\kappa)'\hat{\beta}_i))'_{1:[T\kappa]-h}(M(\kappa)(y_i(\kappa) - X_i(\kappa)'\hat{\beta}_i))_{h+1:[T\kappa]}}{[T\kappa] - h - K},$$

then all results presented in this section remain correct for the model (3.25).

3.5 A Prediction Measure for Slope Homogeneity

So far we have considered S_N , the empirical variance of the slopes β_1, \dots, β_N , to assess slope homogeneity. However, other dispersion measures may be of equal interest. For example, instead of comparing β_i directly to some β in the norm, it can be meaningful to see how their influence differs in terms of prediction, that is comparing $X_i\beta_i$ to $X_i\beta$. In particular, it may happen that $\|\beta_i - \beta\|^2$ is not very small but that $\|X_i(\beta_i - \beta)\|^2$ is. This means that β_i and β differ only in ways that exert little influence on the result y_i . To make this more precise, recall the definition of the matrix Q_i in Assumption (X), which is the limit of $X_i'X_i/T \in \mathbb{R}^{K \times K}$. We define the hypothesis of approximate homogeneity in prediction as

$$H_0^{pred} : S_N^{pred} := \frac{1}{N} \sum_{i=1}^N \|Q_i^{1/2}(\beta_i - \beta^{pred})\|^2 \leq \Delta \quad \text{vs.} \quad H_1^{pred} : S_N^{pred} > \Delta, \quad (3.26)$$

where $\beta^{pred} := (\sum_{i=1}^N Q_i)^{-1} \sum_{i=1}^N Q_i \beta_i$, is the minimizer of S_N^{pred} . Notice that if the regressors are stationary, we have $\mathbb{E}\|X_i(\beta_i - \beta^{pred})\|^2 = \|Q_i^{1/2}(\beta_i - \beta^{pred})\|^2$. We point out that S_N^{pred} is proportional to the non-centrality parameter of the distribution of the

F -test for slope homogeneity under the classical alternative. With only a few adaptations to our methods from the previous section, we can construct a self-normalized test for the hypothesis (3.26) as well. To be precise we define a sequential version of the fixed effect estimator

$$\hat{\beta}^{pred}(\kappa) := \left(\sum_{i=1}^N X_i(\kappa)' X_i(\kappa) \right)^{-1} \sum_{i=1}^N X_i(\kappa)' y_i(\kappa)$$

and therewith

$$\hat{S}_N^{pred}(\kappa) := \sum_{i=1}^N \|X_i(\kappa)(\hat{\beta}_i(\kappa) - \hat{\beta}^{pred}(\kappa))\|^2.$$

Notice that for $\kappa = 1$ this measure is closely related to Swamy's test statistic defined in (2.4). Finally, we introduce an adapted bias correction

$$\hat{B}_N^{pred}(\kappa) := \kappa \sqrt{\frac{T}{N}} \sum_{i=1}^N \text{Tr}[\hat{\Sigma}_i(\kappa, b) X_i(\kappa) [X_i(\kappa)' X_i(\kappa)]^{-1} X_i(\kappa)'].$$

Under similar conditions as before (only $(X), (1)$ has to be strengthened slightly), we can prove a weak invariance principle in the spirit of (3.17), that is

$$\{\kappa \sqrt{NT}(\tilde{S}_N^{pred}(\kappa) - S_N^{pred})\}_{\kappa \in I} \rightarrow \{\lambda^{pred} \mathbb{B}(\kappa)\}_{\kappa \in I},$$

where $\tilde{S}_N^{pred}(\kappa) := \hat{S}_N^{pred}(\kappa) - \hat{B}_N^{pred}(\kappa)$ and $(\lambda^{pred})^2$ is the long-run variance. Then we can adapt the self-normalized statistic \hat{W}_N to \hat{W}_N^{pred} by replacing all instances of \tilde{S}_N by \tilde{S}_N^{pred} and recover Theorem 3.7 in this case, with the test decision

$$\hat{W}_N^{pred} > q_{1-\alpha}. \quad (3.27)$$

We will use this prediction measure in the analysis of a data example in Section 5, where we find a case of relevant heterogeneity (both w.r.t. the raw slope comparison S_N and to S_N^{pred}).

4 Finite Sample Properties

In this section, we investigate the finite sample properties of the self-normalized test-statistic \hat{W}_N defined in (3.19) by means of a small simulation study. We consider normally distributed regressors, generated by random $AR(1)$ processes and two different residual distributions, namely normal and centered chi-squared errors. To assess the performance of \hat{W}_N we simulate samples with different sizes of N and T , corresponding to different η in our theory and we also investigate the effect of the dimension K of the slopes.

We begin by specifying the model. We generate the random variables

$$e_{i,t} \sim \mathcal{N}(\mathbf{0}, R), \quad i = 1, \dots, N, \quad t = 1, \dots, T, \quad \rho_i \sim \mathcal{U}[0.05, 0.95], \quad i = 1, \dots, N,$$

where R is a $K \times K$ dimensional matrix, with entries $R_{i,j} = (1/2)^{|i-j|}$. ρ_i is the AR-parameter of the i th individual and thus determines the temporal dependence of the regressors. More precisely, the regressors are generated by the following procedure

$$x_{i,t} = \rho_i \cdot x_{i,t-1} + e_{i,t},$$

where a burn in period of 100 iterations is used. Next we turn to the model errors defining the temporal and spatial covariance matrices Σ_T and Σ_N . We define Σ_T entry-wise as

$$(\Sigma_T)_{t,s} := \tau(t-s) := (1 + |t-s|)^{-2}.$$

Notice that even though τ is summable, it is slowly decaying, which translates into relatively strong dependence. The cross-sectional covariance matrix is defined similarly as

$$(\Sigma_N)_{i,j} := (1 + |i-j|)^{-2} z_i z_j,$$

where z_1, \dots, z_N are i.i.d. centered normal random variables with variance $1/2$, generated in each simulation run. By construction Σ_N is positive definite but does not imply stationarity. We then define the spatio-temporal covariance matrix $\Sigma := \Sigma_N \otimes \Sigma_T$. Now

we generate i.i.d. standard normal random variables $g_{i,t}$ for $i = 1, \dots, N, t = 1, \dots, T$ and therewith construct two types of model errors $\varepsilon_{i,t}$: We consider normal model errors by applying the matrix root of Σ to the vector $(g_{i,t})_{i,t}$, which yields $\varepsilon^{norm} \sim \mathcal{N}(\mathbf{0}, \Sigma)$ (conditional on z_1, \dots, z_N). Secondly, we consider dependent chi-squared errors, by taking the normal model errors $\varepsilon_{i,t}^{norm}$ from the previous step and transform them to $\varepsilon_{i,t}^{chi}$ as follows,

$$\varepsilon_{i,t}^{chi} := \frac{(\varepsilon_{i,t}^{norm})^2 - \mathbb{E}(\varepsilon_{i,t}^{norm})^2}{\sqrt{2}}, \quad \forall i = 1, \dots, N, \quad t = 1, \dots, T.$$

It follows by a simple calculation that the residual vector ε^{chi} has covariance matrix $(\Sigma_{i,t}^2)_{i,t}$. In particular, the Assumption $(\varepsilon), (2)$ of a separable covariance is satisfied. Since the distribution of $\varepsilon_{i,t}^{chi}$ is strongly skewed, more temporal observations are required for the central limit theorem to set in, and we therefore expect a slower convergence of our test statistic.

Next we have to select the slopes β_1, \dots, β_N . These are generated randomly as follows

$$\beta_i = \mathbf{1}_K + U_i,$$

where $\mathbf{1}_K$ is the K -dimensional vector with entries 1 and U_1, \dots, U_N are i.i.d., uniformly distributed on the K -dimensional unit-ball. By construction, the heterogeneity measure S_N is then also randomly distributed. However, as a means of understanding its approximate size, we can calculate its expectation given by

$$\mathbb{E}S_N = \frac{N-1}{N} \mathbb{E}\|U_1\|^2.$$

In the case of $K = 2$ it follows by basic calculations that $\mathbb{E}\|U_1\|^2 = 1/2$ and for larger K the expectation grows slowly (converging to 1 as $K \rightarrow \infty$), reflecting the impact of the dimension.

Finally, we fix the user-determined parameters in the construction of the statistic: We choose the measure ν , which occurs in the denominator \hat{V}_N (see (3.18)) of the statistic \hat{W}_N as the uniform measure on $\{6/10, 7/10, 8/10, 9/10, 1\}$. The bandwidth-parameter b

(see (3.13)) is set to 2 everywhere and the nominal level α is fixed at 5%.

In Figures 2 and 3 we display the rejection probabilities of the test (3.22), first in the case of normal and then of chi-squared errors, where $N \in \{10, 20, 50\}$ and $T \in \{20, 50, 100\}$. Each of the subsequent diagrams corresponds to some combination of values N and T and shows three power-curves for $K = 2$ (solid line with triangles), $K = 3$ (dashed line with diamonds) and $K = 4$ (dotted line with circles). On the y -axis we show the rejection probability and on the x -axis the deviation $\epsilon = S_N - \Delta$, where $\epsilon \leq 0$ corresponds to the hypothesis and $\epsilon > 0$ to the alternative. The boundary of the hypothesis $\epsilon = 0$ is marked by a vertical gray line, and the nominal level $\alpha = 5\%$ by a gray horizontal line. All simulations are based on 1000 simulation runs.

The results from our simulation study are in line with the asymptotic theory presented in Sections 3.3 and 3.4. We observe a good approximation of the nominal level, particularly when T is large compared to N . The approximation is slightly more precise for normally distributed data than for the chi-squared case, as may be expected. Larger dimensions of the slope parameter are associated with decreased power for small T , whereas the effect is less pronounced for larger T . In general, we observe that additional temporal observations increase power faster than additional individual observations (compare $T = 20, N = 50$ with $T = 50, N = 20$), which is a well-known effect for data panels. In both cases - for normal and chi-squared errors - we see rapid growth of power for increasing samples, although normal errors lead to higher power than a skewed distributions. In the reported simulations, we have only considered the choice $b = 2$ of the bandwidth parameter b (see definition of the bias correction in (3.15)). However, non-reported simulations show that the results do not change substantially when changing b to 1, 3 or 4. No bias reduction ($b = 0$) leads to mildly inflated type-1-errors (particularly for non-normal data).

5 A Data Example: CO₂ Emissions in the G20

Anthropomorphic CO₂ emissions are a key contributor to climate change. According to a recent report of the IPCC (2021) CO₂ emissions alone have contributed about 0.7°C temperature increase over the course of the last century (with some estimates even higher).

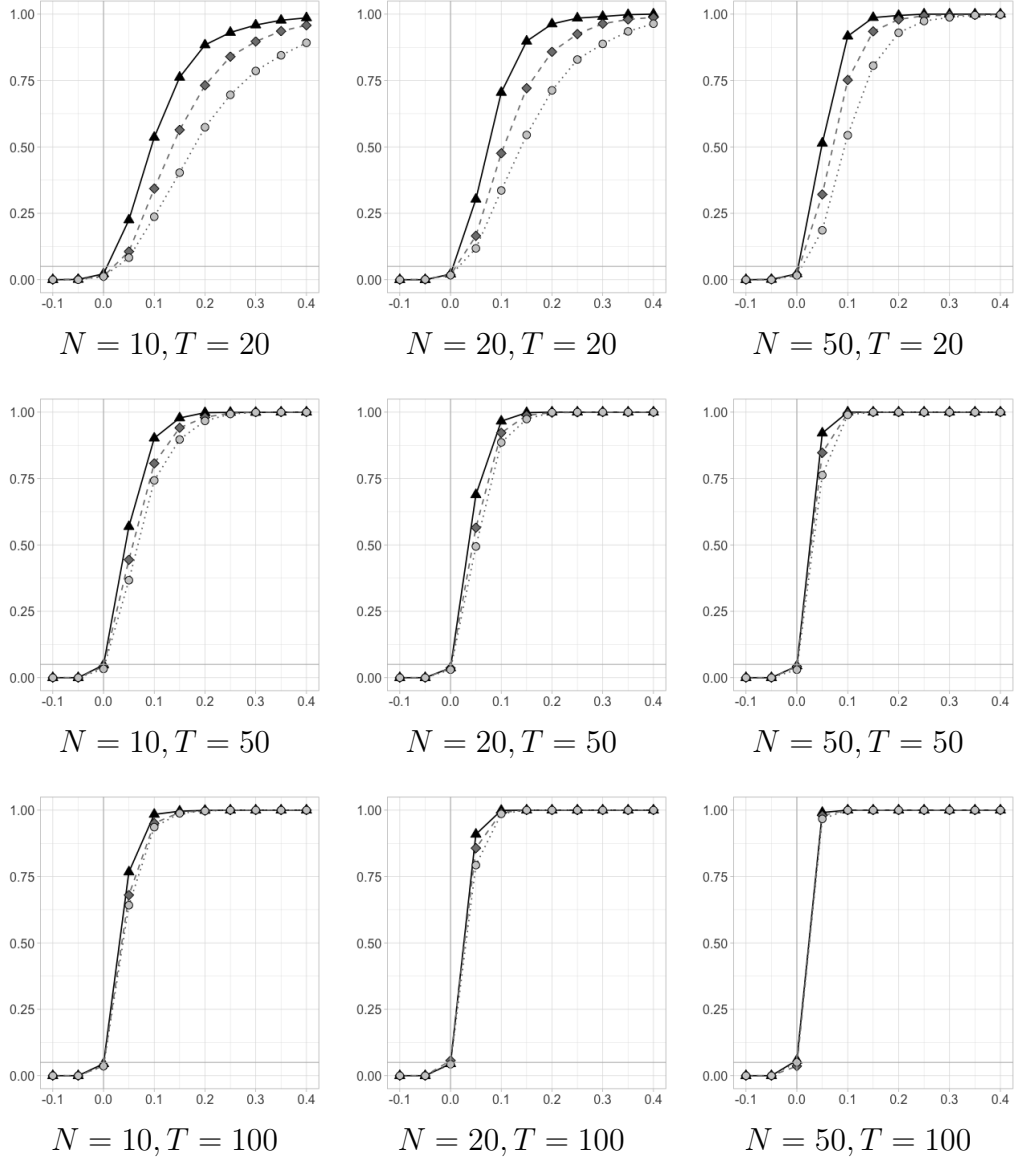


Figure 2: *Rejection probabilities for different values of N and T in the case of normal errors. The y-axis corresponds to the empirical rejection probability of the test decision (3.22) and the x-axis depicts different values of $\epsilon := S_N - \Delta$, where $\epsilon = 0$ corresponds to the maximum rejection probability under H_0 and $\epsilon > 0$ to the alternative. The different curves stand for $K = 2$ (solid, triangles), $K = 3$ (dashed, diamonds) and $K = 4$ (dotted, circles).*

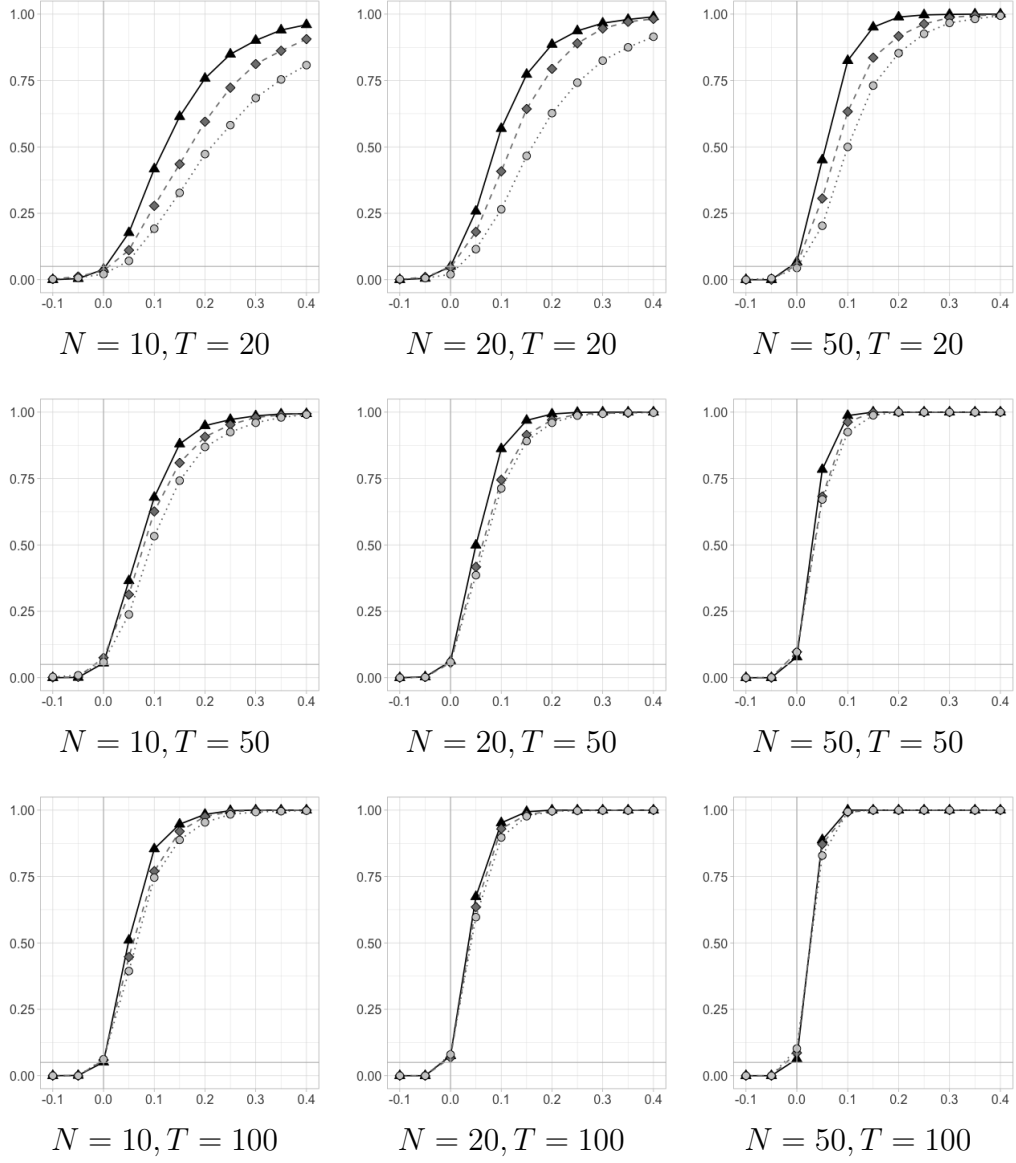


Figure 3: *Rejection probabilities for different values of N and T in the case of chi-squared errors. The y-axis corresponds to the empirical rejection probability of the test decision (3.22) and the x-axis depicts different values of $\epsilon := S_N - \Delta$, where $\epsilon = 0$ corresponds to the maximum rejection probability under H_0 and $\epsilon > 0$ to the alternative. The different curves stand for $K = 2$ (solid, triangles), $K = 3$ (dashed, diamonds) and $K = 4$ (dotted, circles).*

The increase in global temperatures entails among other costs elevated risks of droughts, heatwaves and heavy precipitation. Against this background, it is important to identify factors that contribute (positively or negatively) to emissions and quantify their influence. Recently numerous studies have explored the nexus of carbon emissions and economic factors, such as GDP, energy consumption, agricultural output, financial development, technology and many others (see e.g. Chang et al. (2015); Shuai et al. (2017); Dong et al. (2018); Bekun et al. (2019); Shen et al. (2021)). The data panels under investigation comprise regions of individual countries, as well as groups of countries (such as OECD members or the G20) over a moderate time frame. Some of these studies include tests to detect slope heterogeneity and cross-sectional dependence, because ignoring either can result in a distorted analysis. While standard homogeneity tests, like those in Pesaran and Yamagata (2008) commonly reject the hypothesis of slope homogeneity in these works, practitioners tend to employ them even in the presence of (detected) cross-sectional dependence (see e.g. Chang et al. (2015); Dong et al. (2018)). However, if cross-sectional dependence is not adjusted for, test statistics for homogeneity converge to non-standard limits, implying again a distorted analysis (see also Blomquist and Westerlund (2015)). In contrast, the self-normalized statistics, presented in Section 3.4 and 3.5 are resilient to cross-sectional dependence (even for large intersections) and therefore offer a convenient alternative for users. We illustrate this point by investigating the 19 G20 countries (excluding the EU) over a time frame of 18 years (from 1998 – 2015). Our data consists of annual measurements of CO₂ emissions (CO), renewable energy consumption (REN), gross domestic product (GDP) and added agricultural output (AGR) all per capita, which is closely related to the panel considered in Qiao et al. (2019). CO₂ emissions are measured in metric tons, GDP and agricultural output added in 2015 dollars and renewable energy in terajoules. The measurements of renewable energy are based on the *Sustainable Energy for All* database from the World Bank and the remaining variables are drawn from the *World Development Indicators* also from the World Bank

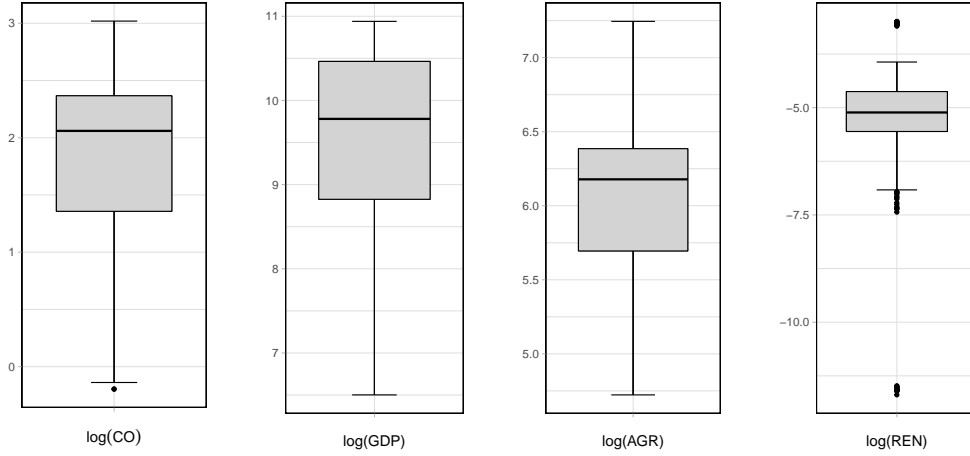


Figure 4: *Box plots of logarithmized CO_2 emissions, GDP, agricultural value added and renewable energy consumption (all per capita).*

(<https://databank.worldbank.org/home>). We now consider the panel regression model

$$\log(CO_{i,t}) = \alpha_i + \beta_{i,1} \log(GDP_{i,t}) + \beta_{i,2} \log(REN_{i,t}) + \beta_{i,3} \log(AGR_{i,t}) + \varepsilon_{i,t}$$

for $i = 1, \dots, 19$, $t = 1, \dots, 18$ and $K = 3$. Notice that we include an individual specific intercept α_i for each country, which is eliminated by subtracting the temporal average for each individual (see Remark 3.8). The intercepts model idiosyncratic factors, such as the availability of natural resources, which are different for each country. In Figure 4 we display box plots of the logarithmized variables.

We can now calculate the mean group estimator $\hat{\beta}$ and the fixed effect estimator $\hat{\beta}^{pred}$. Both estimators indicate the positive impact of GDP on emissions (≈ 0.5 and 0.72 , respectively) and a negative impact of renewables (≈ -0.05 and -0.18 respectively). In the case of agricultural output we see entries of equal magnitude but with different signs (≈ 0.15 and -0.11 respectively). Our results are in line with existing findings, which stress the positive effect of GDP and the negative effect of renewable energies on carbon emissions (see Dong et al. (2018) and references therein). The case of agricultural output is known to be more ambiguous, as agriculture can be a source as well as a sink for CO_2 (see Johnson et al. (2007)). Similarly, Qiao et al. (2019) find different signs for developed

and developing economies, with a positive net effect.

The fact that mean group and fixed effect estimator differ noticeably is indicative of underlying slope heterogeneity (since $\hat{\beta}^{pred}$ is basically a weighted average of $\hat{\beta}_1, \dots, \hat{\beta}_N$). This impression is bolstered if we, ignoring intersectional dependence, apply the homogeneity tests of Swamy and Pesaran discussed in Section 2.1 (for a rigorous definition see Theorem 2 in Pesaran and Yamagata (2008)). Both tests reject exact homogeneity at a level of 1%. We retrieve strong heterogeneity when applying the self-normalized tests from Sections 3.4 and 3.5. The test decision (3.22) rejects the hypothesis of approximate slope homogeneity (2.6) at a level of 10% for $\Delta = 0.042$, which is a rather large value, relative to the size of the slopes. For instance, the mean group estimator has norm $\|\hat{\beta}\|^2 \approx 0.267$ s.t. $\Delta/\|\hat{\beta}\|^2 \approx 0.16$, indicating strong heterogeneity compared to average effects. Similarly, the test decision (3.27) rejects the hypothesis (3.26) for $\Delta \leq 0.017$. In both cases we have employed a choice of $b = 1$ for the bandwidth parameter (which is used in the bias estimate (3.15)) but moving to $b = 2$ or to $b = 0$ has little impact on the results. In light of the diverse nature of the G20 members as well as findings of earlier studies, these rejections are highly plausible. The fact that both tests reject indicates that the findings are stable.

Acknowledgements This research has been supported by the German Research Foundation (DFG), project number 45723897. The authors report that there are no competing interests to declare.

References

- Ando, T. and Bai, J. (2015). A simple new test for slope homogeneity in panel data models with interactive effects. *Economics Letters*, 136:112–117.
- Baltagi, B., Bresson, G., and Pirotte, A. (2008). *To pool or not to pool? In: Mátyás, L., Sevestre, P. (eds) The econometrics of panel data*. Springer., Berlin.
- Baltagi, B., Bresson, G., Pirotte, A., and Griffin, J. (2003). Homogeneous, heterogeneous or shrinkage estimators? some empirical evidence from french regional gasoline consumption. *Empirical Economics*, 28:795–811.

- Baltagi, B. and Griffin, J. M. (1997). Pooled estimators vs. their heterogeneous counterparts in the context of dynamic demand for gasoline. *Journal of Econometrics*, 77(2):303–327.
- Bekun, F. V., Alola, A. A., and Sarkodie, S. A. (2019). Toward a sustainable environment: Nexus between co2 emissions, resource rent, renewable and nonrenewable energy in 16-eu countries. *Science of The Total Environment*, 657:1023–1029.
- Blomquist, J. and Westerlund, J. (2013). Testing slope homogeneity in large panels with serial correlation. *Economics Letters*, 121(3):374 – 378.
- Blomquist, J. and Westerlund, J. (2015). Panel bootstrap tests of slope homogeneity. *Empirical Economics*, 50.
- Breitung, J., Roling, C., and Salish, N. (2016). Lm-type tests for slope homogeneity in panel data models. *The Econometrics Journal*, 19.
- Campello, M., Galvao, A. F., and Juhl, T. (2019). Testing for slope heterogeneity bias in panel data models. *Journal of Business & Economic Statistics*, 37(4):749–760.
- Chang, T., Gupta, R., Inglesi-Lotz, R., Simo-Kengne, B., Smithers, D., and Trembling, A. (2015). Renewable energy and growth: Evidence from heterogeneous panel of g7 countries using granger causality. *Renewable and Sustainable Energy Reviews*, 52:1405–1412.
- Chudik, A. and Pesaran, M. H. (2013). Large panel data models with cross-sectional dependence: a survey. Globalization Institute Working Papers 153, Federal Reserve Bank of Dallas.
- Dehling, H., Mikosch, T., and Sørensen, M. (2002). *Empirical process techniques for dependent data*. Birkhäuser, Basel.
- Dette, H., Kokot, K., and Volgushev, S. (2020). Testing relevant hypotheses in functional time series via self-normalization. *Journal of the Royal Statistical Society: Series B (Statistical Methodology)*, 82.
- Dong, K., Hochman, G., Zhang, Y., Sun, R., Li, H., and Liao, H. (2018). Co2 emissions, economic and population growth, and renewable energy: Empirical evidence across regions. *Energy Economics*, 75:180–192.
- Doukhan, P. (1994). *Mixing. Lecture Notes in Statistics 85*. Springer, Heidelberg.
- Fazekas, I., Kukush, A., and Tómacs, T. (2000). On the rosenthal inequality for mixing fields. *Ukrainian Mathematical Journal - UKR MATH J*, 52:305–318.
- Hafouta, Y. (2021). Convergence rates in the functional clt for α -mixing triangular arrays.
- Hausman, J. A. (1978). Specification tests in econometrics. *Econometrica*, 46(6):1251–1271.

- Hsiao, C. (2003). *Analysis of Panel Data*. Cambridge University Press, New York.
- Hsiao, C. and Tahmiscioglu, A. K. (1997). A panel analysis of liquidity constraints and firm investment. *Journal of the American Statistical Association*, 92(438):455–465.
- IPCC (2021). *IPCC, 2021: Summary for Policymakers. In: Climate Change 2021: The Physical Science Basis. Contribution of Working Group I to the Sixth Assessment Report of the Intergovernmental Panel on Climate Change*. Cambridge University Press.
- Johnson, J. M.-F., Franzluebbbers, A. J., Weyers, S. L., and Reicosky, D. C. (2007). Agricultural opportunities to mitigate greenhouse gas emissions. *Environmental Pollution*, 150(1):107–124.
- Lin, C.-C. and Ng, S. (2007). Estimation of panel data models with parameter heterogeneity when group membership is unknown. *Journal of Econometric Methods*, 1.
- Lobato, I. N. (2001). Testing that a dependent process is uncorrelated. *Journal of the American Statistical Association*, 96(455):1066–1076.
- McMurry, T. L. and Politis, D. N. (2010). Banded and tapered estimates for autocovariance matrices and the linear process bootstrap. *Journal of Time Series Analysis*, 31(6):471–482.
- Moricz, F. A., Serfling, R. J., and Stout, W. F. (1982). Moment and probability bounds with quasi-superadditive structure for the maximum partial sum. *Annals of Probability*, 10(4):1032–1040.
- Müller, U. K. (2007). A theory of robust long-run variance estimation. *Journal of Econometrics*, 141:1331–1352.
- Pesaran, H., Smith, R., and Im, K. S. (1996). Dynamic linear models for heterogeneous panels. *In: Matyas L., Sevestre, P., (Eds.), The Econometrics of Panel Data: A Handbook of the Theory with Applications. Kluwer, pp. 145-195.*
- Pesaran, M. H. and Yamagata, T. (2008). Testing slope homogeneity in large panels. *Journal of Econometrics*, 142(1):50 – 93.
- Phillips, P. and Sul, D. (2003). Dynamic panel estimation and homogeneity testing under cross-section dependence. *Econometrics Journal*, 6:217–259.
- Pollard, D. (1984). *Convergence of Stochastic Processes*. Springer, New York.
- Prokhorov, Y. V. (1956). Convergence of random processes and limit theorems in probability theory. *Theory of Probability and Its Applications*, 1:157–214.
- Qiao, H., Zheng, F., Jiang, H., and Dong, K. (2019). The greenhouse effect of the agriculture-economic growth-renewable energy nexus: Evidence from g20 countries. *Science of The Total*

Environment, 671:722–731.

- Sarafidis, V. and Wansbeek, T. (2020). Celebrating 40 years of panel data analysis: Past, present and future. *Journal of Econometrics*, 220.
- Sarafidis, V. and Weber, N. (2015). A partially heterogeneous framework for analyzing panel data. *Oxford Bulletin of Economics and Statistics*, 77(2):274–296.
- Shao, X. (2010). A self-normalized approach to confidence interval construction in time series. *Journal of the Royal Statistical Society: Series B (Statistical Methodology)*, 72(3):343–366.
- Shao, X. (2015). Self-normalization for time series: A review of recent developments. *Journal of the American Statistical Association*, 110.
- Shao, X. and Zhang, X. (2010). Testing for change points in time series. *Journal of the American Statistical Association*, 105(491):1228–1240.
- Shen, Y., Su, Z.-W., Malik, M. Y., Umar, M., Khan, Z., and Khan, M. (2021). Does green investment, financial development and natural resources rent limit carbon emissions? a provincial panel analysis of china. *Science of The Total Environment*, 755:142538.
- Shuai, C., Shen, L., Jiao, L., Wu, Y., and Tan, Y. (2017). Identifying key impact factors on carbon emission: Evidences from panel and time-series data of 125 countries from 1990 to 2011. *Applied Energy*, 187:310–325.
- Su, L., Shi, Z., and Phillips, P. C. B. (2016). Identifying latent structures in panel data. *Econometrica*, 84(6):2215–2264.
- Swamy, P. A. V. B. (1970). Efficient inference in a random coefficient regression model. *Econometrica*, 38(2):311–323.
- Wang, R. and Shao, X. (2020). Hypothesis testing for high-dimensional time series via self-normalization. *The Annals of Statistics*, 48(5):2728 – 2758.
- Wang, R., Zhu, C., Volgushev, S., and Shao, X. (2021). Inference for change points in high dimensional data via self-normalization. arXiv:1905.08446.
- Wang, W., Phillips, P. C. B., and Su, L. (2018). Homogeneity pursuit in panel data models: Theory and application. *Journal of Applied Econometrics*, 33(6):797–815.
- Wu, W. B. and Pourahmadi, M. (2009). Banding sample autocovariance matrices of stationary processes. *Statistica Sinica*, 19:1755–1768.
- Zellner, A. (1962). An efficient method of estimating seemingly unrelated regressions and tests for aggregation bias. *Journal of the American Statistical Association*, 57(298):348–368.

Supplements

A Proofs of the main Results

The supplement consists of three parts. In Section A we present the proofs of our main results from Section 3.3. In Section B we have gathered additional technical results concerning the convergence of the sequential regressor matrices. Finally, in Section C we establish various uniform bounds, which are used throughout Sections A and B.

A.1 Notations

- 1) From now on C always denotes a generic constant (which is independent of T, N and any individual or time point i, t) and can differ from line to line.
- 2) C_1, C_2, \dots denote fixed, positive constants, that do not change from line to line (but they can differ from section to section).
- 3) Throughout our discussion, we will use different matrix norms, particularly on the finite dimensional space $\mathbb{R}^{K \times K}$. Usually we will not specify the norm $\|\cdot\|$ (as they are all equivalent on finite dimensional spaces). However, if necessary we will make the notation more precise by referring to the trace-norm $\|\cdot\|_1$, the Frobenius norm $\|\cdot\|_2$, the maximum absolute row sum norm $\|\cdot\|_{row}$ or the spectral norm $\|\cdot\|_\infty$ of a matrix.

A.2 Proof of the Decomposition (3.7)

Recalling the notation of Section 3 we have

$$\begin{aligned}
 & \kappa \sqrt{NT} (\hat{S}_N(\kappa) - S_N) \\
 &= \kappa \sqrt{\frac{T}{N}} \sum_{i=1}^N (\hat{\beta}_i(\kappa) - \beta_i - \hat{\beta}(\kappa) + \bar{\beta})' (\hat{\beta}_i(\kappa) + \beta_i - \hat{\beta}(\kappa) - \bar{\beta}) \\
 &= \kappa \sqrt{\frac{T}{N}} \sum_{i=1}^N \left([X_i(\kappa)' X_i(\kappa)]^{-1} X_i(\kappa)' \varepsilon_i(\kappa) - \frac{1}{N} \sum_{j=1}^N [X_j(\kappa)' X_j(\kappa)]^{-1} X_j(\kappa)' \varepsilon_j(\kappa) \right)'
 \end{aligned}$$

$$\begin{aligned}
& \left(2[\beta_i - \bar{\beta}] + [X_i(\kappa)' X_i(\kappa)]^{-1} X_i(\kappa)' \varepsilon_i(\kappa) - \frac{1}{N} \sum_{j=1}^N [X_j(\kappa)' X_j(\kappa)]^{-1} X_j(\kappa)' \varepsilon_j(\kappa) \right) \\
&= 2\kappa \sqrt{\frac{T}{N}} \sum_{i=1}^N \varepsilon_i(\kappa)' X_i(\kappa) [X_i(\kappa)' X_i(\kappa)]^{-1} [\beta_i - \bar{\beta}] \\
&+ \kappa \sqrt{\frac{T}{N}} \sum_{i=1}^N \left([X_i(\kappa)' X_i(\kappa)]^{-1} X_i(\kappa)' \varepsilon_i(\kappa) - \frac{1}{N} \sum_{j=1}^N [X_j(\kappa)' X_j(\kappa)]^{-1} X_j(\kappa)' \varepsilon_j(\kappa) \right)' \\
& \left([X_i(\kappa)' X_i(\kappa)]^{-1} X_i(\kappa)' \varepsilon_i(\kappa) - \frac{1}{N} \sum_{j=1}^N [X_j(\kappa)' X_j(\kappa)]^{-1} X_j(\kappa)' \varepsilon_j(\kappa) \right) \\
&= 2\kappa \sqrt{\frac{T}{N}} \sum_{i=1}^N \varepsilon_i(\kappa)' X_i(\kappa) [X_i(\kappa)' X_i(\kappa)]^{-1} [\beta_i - \bar{\beta}] \\
&+ \kappa \sqrt{\frac{T}{N}} \sum_{i=1}^N \varepsilon_i(\kappa)' X_i(\kappa) [X_i(\kappa)' X_i(\kappa)]^{-2} X_i(\kappa)' \varepsilon_i(\kappa) \\
&- \kappa \sqrt{\frac{T}{N}} \frac{1}{N} \sum_{i,j=1}^N \varepsilon_i(\kappa) X_i(\kappa) [X_i(\kappa)' X_i(\kappa)]^{-1} [X_j(\kappa)' X_j(\kappa)]^{-1} X_j(\kappa)' \varepsilon_j(\kappa),
\end{aligned}$$

where we have used the identity $\sum_{i=1}^N (\beta_i - \bar{\beta}) = 0$ in the second equality. This completes the proof of the representation (3.7).

A.3 Proof of Proposition 3.4

Proof of (3.12): We first define

$$\tilde{E}_3(\kappa) := -\frac{1}{\sqrt{TN}} \|\check{E}_3(\kappa)\|^2, \quad (\text{A.1})$$

where

$$\check{E}_3(\kappa) := \left(\frac{1}{\sqrt{NT\kappa}} \sum_{i=1}^N \sum_{t=1}^{\lfloor T\kappa \rfloor} \varepsilon_{i,t} (x'_{i,t} Q_i^{-1})_k \right)_{k=1, \dots, K}. \quad (\text{A.2})$$

Recall that $(x'_{i,t} Q_i^{-1})_k$ here refers to the k th entry of the K -dimensional vector $x'_{i,t} Q_i^{-1}$. Now $E_3(\kappa) = \tilde{E}_3(\kappa) + o_P(1)$, holds uniformly in κ according to Proposition B.4. Thus, it suffices to show that $\sup_{\kappa \in I} |\tilde{E}_3(\kappa)| = o_P(1)$. For this purpose we investigate the process $\check{E}_3(\kappa)$ more closely: Proposition C.3, part *iv*) implies for a $\zeta > 0$, which can be made

arbitrarily small, that

$$\mathbb{E} \left[\sup_{\kappa \in I} |(\check{\check{E}}_3(\kappa))_k|^2 \right] = \mathcal{O}(T^\zeta),$$

for any $k = 1, \dots, K$. Since K is finite and non-increasing, this yields

$$\mathbb{E} \left[\sup_{\kappa \in I} \|\check{\check{E}}_3(\kappa)\|^2 \right] = \mathcal{O}(T^\zeta). \quad (\text{A.3})$$

Together (A.3) (with ζ sufficiently small) and the definition of $\check{\check{E}}_3$ in (A.1) entail that

$$\sup_{\kappa \in I} |\check{\check{E}}_3(\kappa)| = o_P(1).$$

Proof of (3.11): Proposition B.4 implies

$$E_2(\kappa) - \mathbb{E}[E_2(\kappa)|\mathbf{X}] = \check{\check{E}}_2(\kappa) - \mathbb{E}[\check{\check{E}}_2(\kappa)|\mathbf{X}] + o_P(1),$$

where the term $\check{\check{E}}_2(\kappa)$ is defined by

$$\check{\check{E}}_2(\kappa) = \frac{1}{(T\kappa)\sqrt{TN}} \sum_{i=1}^N \varepsilon_i(\kappa)' X_i(\kappa) Q_i^{-2} X_i(\kappa)' \varepsilon_i(\kappa). \quad (\text{A.4})$$

Consequently, we only have to show the desired order $o_P(1)$ for the term

$$\begin{aligned} \check{\check{E}}_2(\kappa) &:= \check{\check{E}}_2(\kappa) - \mathbb{E}[\check{\check{E}}_2(\kappa)|\mathbf{X}] \\ &= \frac{1}{(T\kappa)\sqrt{TN}} \sum_{i=1}^N \text{Tr}[Q_i^{-1} X_i(\kappa)' \{\varepsilon_i(\kappa) \varepsilon_i(\kappa)' - \mathbb{E}[\varepsilon_i(\kappa) \varepsilon_i(\kappa)'|\mathbf{X}]\} X_i(\kappa) Q_i^{-1}] \\ &= \frac{1}{(T\kappa)\sqrt{TN}} \sum_{i=1}^N \sum_{k=1}^K \sum_{s,t=1}^{\lfloor T\kappa \rfloor} (x'_{i,t} Q_i^{-1})_k (\varepsilon_{i,t} \varepsilon_{i,s} - \sigma_{i,i} \tau(|t-s|)) (x'_{i,s} Q_i^{-1})_k. \end{aligned} \quad (\text{A.5})$$

Here we have used the fact that $\mathbb{E}[\varepsilon_{i,t} \varepsilon_{j,s}] = \sigma_{i,j} \tau(|t-s|)$ in the last step (see Assumption (ε) , (4)). Proposition C.3, part *vii*) implies that for some $\zeta > 0$ which can be made arbitrarily small the inequality

$$\mathbb{E} \left[\sup_{\kappa \in I} \check{\check{E}}_2(\kappa)^2 \right] \leq CT^{\zeta-1}$$

holds, where $C > 0$ only depends on ζ . Now, choosing $\zeta < 1$ completes the proof of Proposition 3.4.

A.4 Proof of Proposition 3.5

The proof consists of four steps: First, we derive a decomposition of the difference $\hat{B}_N(\kappa) - \mathbb{E}[E_2(\kappa)|\mathbf{X}]$ (where $\hat{B}_N(\kappa)$ is defined in (3.15)) into three remainder terms. Subsequently, we prove that each of the remainders is uniformly of order $o_P(1)$.

Step 1: Decomposition of $\hat{B}_N(\kappa) - \mathbb{E}[E_2(\kappa)|\mathbf{X}]$.

We begin by defining the “ideal” estimator for the residual covariance of the i th individual with time lag h as

$$\tilde{\xi}_i(h, \kappa) := \frac{(\varepsilon_i(\kappa))'_{1:[T\kappa]-h}(\varepsilon_i(\kappa))_{h+1:[T\kappa]}}{[T\kappa] - h - K} = \frac{1}{[T\kappa] - h - K} \sum_{i=1}^{[T\kappa]-h} \varepsilon_{i,t} \varepsilon_{i,t+h}. \quad (\text{A.6})$$

Therewith we define the “ideal estimated temporal matrix” as

$$\tilde{\Sigma}_i(\kappa, b) := (\tilde{\xi}_i(|s - t|, \kappa) \mathbb{1}\{|s - t| < b\})_{1 \leq s, t \leq T},$$

which corresponds to the matrix $\hat{\Sigma}_i(\kappa)$ defined in (3.13), where $\hat{\xi}_i(h, \kappa)$ is replaced by $\tilde{\xi}_i(h, \kappa)$ everywhere. We now use these matrices to derive the following decomposition

$$\begin{aligned} \hat{B}_N(\kappa) - \mathbb{E}[E_2(\kappa)|\mathbf{X}] &= \kappa \sqrt{\frac{T}{N}} \sum_{i=1}^N \text{Tr}[\{\sigma_{i,i} \Sigma_T - \hat{\Sigma}_i(\kappa)\} X_i(\kappa) [X_i(\kappa)' X_i(\kappa)]^{-2} X_i(\kappa)'] \\ &= R^{(1)}(\kappa) + R^{(2)}(\kappa) + R^{(3)}(\kappa), \end{aligned}$$

where

$$\begin{aligned} R^{(1)}(\kappa) &:= \kappa \sqrt{\frac{T}{N}} \sum_{i=1}^N \text{Tr}[\{\sigma_{i,i} \Sigma_T^{(b)} - \tilde{\Sigma}_i(\kappa)\} X_i(\kappa) [X_i(\kappa)' X_i(\kappa)]^{-2} X_i(\kappa)'] \\ R^{(2)}(\kappa) &:= \kappa \sqrt{\frac{T}{N}} \sum_{i=1}^N \text{Tr}[\{\sigma_{i,i} \Sigma_T^{(b^c)}\} X_i(\kappa) [X_i(\kappa)' X_i(\kappa)]^{-2} X_i(\kappa)'] \end{aligned}$$

$$R^{(3)}(\kappa) := \kappa \sqrt{\frac{T}{N}} \sum_{i=1}^N \text{Tr}[\{\tilde{\Sigma}_i(\kappa) - \hat{\Sigma}_i(\kappa)\} X_i(\kappa) [X_i(\kappa)' X_i(\kappa)]^{-2} X_i(\kappa)'].$$

Here

$$\Sigma_T^{(b)} := (\tau(|s - t|) \mathbb{1}\{|s - t| < b\})_{1 \leq s, t \leq T},$$

i.e. it equals the matrix Σ_T , except that it is truncated to a bandwidth of b . The matrix $\Sigma_T^{(b^c)}$ is defined as the remainder $\Sigma_T^{(b^c)} := \Sigma_T - \Sigma_T^{(b)}$. We now investigate the three terms separately and show that they converge to 0 uniformly.

Step 2: Proof of $\sup_{\kappa \in I} |R^{(1)}(\kappa)| = o_P(1)$.

Proposition B.2 implies that uniformly in κ

$$R^{(1)}(\kappa) = \mathbb{1}_{\mathcal{B}^c} \cdot R^{(1)}(\kappa) + o_P(1) \quad (\text{A.7})$$

where the event \mathcal{B} is defined by

$$\mathcal{B} := \bigcup_{i=1}^N \left\{ \sup_{\kappa \in I} \|X_i(\kappa)' X_i(\kappa) / \lfloor T\kappa \rfloor - Q_i\|_{\infty} \geq C_2/2 \right\} \quad (\text{A.8})$$

and $C_2 := (\max_{i=1, \dots, N} \|Q_i^{-1}\|_{\infty})^{-1}$. It thus suffices to show the desired rate for $\mathbb{1}_{\mathcal{B}^c} \cdot R^{(1)}(\kappa)$. We therefore consider the expectation $E\left[\sup_{\kappa \in I} |\mathbb{1}_{\mathcal{B}^c} \cdot R^{(1)}(\kappa)|\right]$, which can be upper bounded as follows:

$$\begin{aligned} & \mathbb{E}\left[\sup_{\kappa \in I} |\mathbb{1}_{\mathcal{B}^c} \cdot R^{(1)}(\kappa)|\right] \\ & \leq \kappa \sqrt{\frac{T}{N}} \sum_{i=1}^N \mathbb{E}\left[\sup_{\kappa \in I} \left\| \{\sigma_{i,i} \Sigma_T^{(b)} - \tilde{\Sigma}_i(\kappa)\} \right\|_{\infty} \left\| X_i(\kappa) [X_i(\kappa)' X_i(\kappa)]^{-2} X_i(\kappa)' \right\|_1 \mathbb{1}_{\mathcal{B}^c} \right] \\ & \leq C \frac{1}{\sqrt{NT}} \sum_{i=1}^N \mathbb{E}\left[\sup_{\kappa \in I} \left\| \sigma_{i,i} \Sigma_T^{(b)} - \tilde{\Sigma}_i(\kappa) \right\|_{\infty}\right]. \end{aligned} \quad (\text{A.9})$$

Here $\|\cdot\|_{\infty}$ denotes the spectral norm. In the first step, we have used the triangle inequality, as well as the identity $\text{Tr}(AB) \leq \|A\|_{\infty} \|B\|_1$. In the second inequality, we have used $\kappa \leq 1$ and Corollary A.1(i), which is proved at the end of this section. Turning to the right side

of (A.9), we upper bound each expectation in the sum, using the inequality

$$\|\sigma_{i,i}\Sigma_T^{(b)} - \tilde{\Sigma}_i(\kappa)\|_\infty \leq \|\sigma_{i,i}\Sigma_T^{(b)} - \tilde{\Sigma}_i(\kappa)\|_{row} ,$$

where $\|\cdot\|_{row}$ is the maximum absolute row sum norm. Here we have used that the spectral norm of a symmetric matrix is upper bounded by the absolute row sum norm, which follows by a simple calculation. Plugging this in on the right side of (A.9) (and calculating the maximum absolute row sum norm) yields the estimate

$$\mathbb{E}\left[\sup_{\kappa \in I} |\mathbb{1}_{\mathcal{B}^c} \cdot R^{(1)}(\kappa)|\right] \leq C \frac{1}{\sqrt{NT}} \sum_{i=1}^N \sum_{h=0}^{b-1} \mathbb{E}\left[\sup_{\kappa \in I} |\tilde{\xi}_i(h, \kappa) - \sigma_{i,i}\tau(h)|\right] . \quad (\text{A.10})$$

Now it holds for any fixed h that

$$\begin{aligned} \tilde{\xi}_i(h, \kappa) - \sigma_{i,i}\tau(h) &= \frac{(\varepsilon_i(\kappa))'_{1:[T\kappa]-h}(\varepsilon_i(\kappa))_{h+1:[T\kappa]}}{[T\kappa] - h - K} - \frac{\mathbb{E}(\varepsilon_i(\kappa))'_{1:[T\kappa]-h}(\varepsilon_i(\kappa))_{h+1:[T\kappa]}}{[T\kappa] - h} , \\ &= (1 + \mathcal{O}(1/T))R^{(1,1)}(h, \kappa) + \mathcal{O}(1/T) , \end{aligned}$$

where

$$R^{(1,1)}(h, \kappa) := \frac{1}{[T\kappa]} \sum_{t=1}^{[T\kappa]-h} \{\varepsilon_{i,t}\varepsilon_{i,t+h} - \mathbb{E}[\varepsilon_{i,t}\varepsilon_{i,t+h}]\} .$$

Now by Proposition C.3, part *vi*) it follows that

$$\mathbb{E}\left[\sup_{\kappa \in I} |R^{(1,1)}(h, \kappa)|^2\right] \leq Cb^2T^{-1+\zeta} \quad (\text{A.11})$$

for some $C > 0$ independent of h and some $\zeta > 0$, which can be made arbitrarily small.

Combining (A.11) and (A.10) yields

$$\mathbb{E}\left[\sup_{\kappa \in I} |\mathbb{1}_{\mathcal{B}^c} \cdot R^{(1)}(\kappa)|\right] = \mathcal{O}(b^2\sqrt{NT}^{1-\zeta}) = o(\sqrt{N/T^\eta}) = o(1), \quad (\text{A.12})$$

where the last estimate follows from our choice $b = \mathcal{O}(T^\gamma)$ with $\gamma < (1-\eta/2)/2$ (note that $N/T^\eta = o(1)$ by Assumption (N) and that ζ can be chosen sufficiently small). Recalling

that (A.7) holds uniformly with respect to $\kappa \in I$ yields

$$\sup_{\kappa \in I} |R^{(1)}(\kappa)| = o_P(1)$$

as claimed.

Step 3: Proof of $\sup_{\kappa \in I} |R^{(2)}(\kappa)| = o_P(1)$.

As in the second step, we use Proposition B.2 from Supplement B to see that uniformly in κ

$$R^{(2)}(\kappa) = \mathbb{1}_{\mathcal{B}^c} \cdot R^{(2)}(\kappa) + o_P(1) \quad (\text{A.13})$$

where the event \mathcal{B} is defined in (A.8). By simple application of the triangle inequality we can upper bound $\mathbb{E}[\sup_{\kappa \in I} |\mathbb{1}_{\mathcal{B}^c} \cdot R^{(2)}(\kappa)|]$ by

$$\begin{aligned} & \frac{C\sqrt{T}}{\sqrt{N}} \sum_{i=1}^N \|\{\sigma_{i,i}^{\Sigma_T^{(b^c)}}\}\|_{\infty} \mathbb{E} \left[\sup_{\kappa \in I} \mathbb{1}_{\mathcal{B}^c} \cdot \|X_i(\kappa) [X_i(\kappa)' X_i(\kappa)]^{-2} X_i(\kappa)'\|_1 \right] \\ &= \mathcal{O}(\sqrt{N} \|\Sigma_T^{(b^c)}\|_{\infty} / \sqrt{T}), \end{aligned}$$

where we have used the boundedness of the regressor matrices, proved in Corollary A.1, part *i*). Moreover, as the maximum absolute row sum norm provides an upper bound for the spectral norm of a symmetric matrix (see step 2), we get the following estimate

$$\|\Sigma_T^{(b^c)}\|_{\infty} \leq \|\Sigma_T^{(b^c)}\|_{\text{row}} \leq \sum_{|h| \geq b} |\tau(|h|)| \leq \sum_{|h| \geq b} C|h|^{-a \frac{M-1}{M}} \leq Cb^{-a \frac{M-1}{M} + 1}. \quad (\text{A.14})$$

In (A.14) we have used the well-known covariance inequality (Lemma 3.11 in Dehling et al. (2002))

$$|\tau(|h|)| = |\mathbb{E} \varepsilon_{1,1} \varepsilon_{1,|h|+1}| / \sigma_{1,1} \leq C(\mathbb{E}(\varepsilon_{1,1})^{2M} \mathbb{E}(\varepsilon_{1,1})^{2M})^{1/(2M)} \alpha(|h|)^{1-1/M}$$

for α -mixing random variables (the existence of moments of order $2M$ is guaranteed by

Assumption $(\varepsilon), (3)$ and mixing by $(\varepsilon), (5))$). Consequently, for the choice $b = T^\gamma$ with

$$\gamma > \frac{\eta - 1}{2(a(M - 1)/M - 1)}$$

we get

$$\mathbb{E} \left[\sup_{\kappa \in I} |\mathbb{1}_{\mathcal{B}^c} \cdot R^{(2)}(\kappa)| \right] = \mathcal{O}(\sqrt{N/T} b^{-a \frac{M-1}{M} + 1}) = o(1).$$

In the last step, we have used that $\sqrt{N/T^\eta} = o(1)$ by Assumption (N) . Now (A.13) implies

$$\sup_{\kappa \in I} |R^{(2)}(\kappa)| = o_P(1).$$

Step 4: Proof of $\sup_{\kappa \in I} |R^{(3)}(\kappa)| = o_P(1)$.

We use again Proposition B.2 to see that uniformly in κ

$$R^{(3)}(\kappa) = \mathbb{1}_{\mathcal{B}^c} \cdot R^{(3)}(\kappa) + o_P(1). \quad (\text{A.15})$$

We now investigate $\mathbb{1}_{\mathcal{B}^c} \cdot R^{(3)}(\kappa)$. Using the same techniques as in the second step, we see that

$$\mathbb{E} \left[\sup_{\kappa \in I} |\mathbb{1}_{\mathcal{B}^c} \cdot R^{(3)}(\kappa)| \right] = \mathcal{O}_P \left(\frac{\sqrt{N}}{\sqrt{T}} \max_{i=1, \dots, N} \mathbb{E} \left[\sup_{\kappa \in I} \|\tilde{\Sigma}_i(\kappa) - \hat{\Sigma}_i(\kappa)\|_{\text{row}} \right] \right). \quad (\text{A.16})$$

The expectation in the maximum can be bounded independently of i . To see this, we further analyze it as follows:

$$\begin{aligned} \mathbb{E} \left[\sup_{\kappa \in I} \|\tilde{\Sigma}_i(\kappa) - \hat{\Sigma}_i(\kappa)\|_{\text{row}} \right] &\leq \sum_{h=0}^{b-1} \mathbb{E} \left[\sup_{\kappa \in I} |\tilde{\xi}_i(h, \kappa) - \hat{\xi}_i(h, \kappa)| \right] \\ &\leq b \max_{0 \leq h < b} \mathbb{E} \left[\sup_{\kappa \in I} |\tilde{\xi}_i(h, \kappa) - \hat{\xi}_i(h, \kappa)| \right]. \end{aligned} \quad (\text{A.17})$$

We now show for some fixed but arbitrary $0 \leq h < b$, that the expectation on the right is bounded by $CT^{-1/2+\zeta}$ (with C also independent of $h \in \{1, \dots, b\}$ and $\zeta > 0$ arbitrarily

small). Recalling that

$$y_i(\kappa) - X_i(\kappa)' \hat{\beta}_i = \varepsilon_i(\kappa) - X_i(\kappa)' [X_i(\kappa)' X_i(\kappa)]^{-1} X_i(\kappa) \varepsilon_i(\kappa) ,$$

as well as the definitions of $\tilde{\xi}_i$ (in (A.6)) and $\hat{\xi}_i$ (in (3.14)), we obtain the decomposition

$$|\tilde{\xi}_i(h, \kappa) - \hat{\xi}_i(h, \kappa)| \leq R^{(3,1)}(\kappa) + R^{(3,2)}(\kappa) + R^{(3,3)}(\kappa), \quad (\text{A.18})$$

where

$$\begin{aligned} R^{(3,1)}(\kappa) &:= \left| \frac{(\varepsilon_i(\kappa))'_{1:[T\kappa]-h} (X_i(\kappa)' [X_i(\kappa)' X_i(\kappa)]^{-1} X_i(\kappa) \varepsilon_i(\kappa))_{h+1:[T\kappa]}}{[T\kappa] - h - K} \right| , \\ R^{(3,2)}(\kappa) &:= \left| \frac{(X_i(\kappa)' [X_i(\kappa)' X_i(\kappa)]^{-1} X_i(\kappa) \varepsilon_i(\kappa))'_{1:[T\kappa]-h}}{[T\kappa] - h - K} \right. \\ &\quad \left. \times \frac{(X_i(\kappa)' [X_i(\kappa)' X_i(\kappa)]^{-1} X_i(\kappa) \varepsilon_i(\kappa))_{h+1:[T\kappa]}}{[T\kappa] - h - K} \right| , \\ R^{(3,3)}(\kappa) &:= \left| \frac{(X_i(\kappa)' [X_i(\kappa)' X_i(\kappa)]^{-1} X_i(\kappa) \varepsilon_i(\kappa))'_{1:[T\kappa]-h} (\varepsilon_i(\kappa))_{h+1:[T\kappa]}}{[T\kappa] - h - K} \right| . \end{aligned}$$

We can show the desired bound for each of these remainders individually, i.e.

$$\mathbb{E} \left[\sup_{\kappa \in I} |R^{(3,j)}(\kappa)| \right] \leq CT^{-1/2+\zeta} , \quad j = 1, 2, 3 ,$$

where we focus on $R^{(3,1)}(\kappa)$ (the other terms can be treated similarly). The Cauchy-Schwarz inequality (applied twice, first for vectors, then for expectations) yields

$$\mathbb{E} \left[\sup_{\kappa \in I} |R^{(3,1)}(\kappa)| \right] \leq CR^{(3,1,1)} \cdot R^{(3,1,2)} T^{-1/2}, \quad (\text{A.19})$$

where

$$\begin{aligned} R^{(3,1,1)} &:= \left\{ \mathbb{E} \left[\sup_{\kappa \in I} \|(\varepsilon_i(\kappa)/\sqrt{T})_{1:[T\kappa]-h}\|^2 \right] \right\}^{1/2} , \\ R^{(3,1,2)} &:= \left\{ \mathbb{E} \left[\sup_{\kappa \in I} \|(X_i(\kappa)' [X_i(\kappa)' X_i(\kappa)]^{-1} X_i(\kappa) \varepsilon_i(\kappa))_{h+1:[T\kappa]}\|^2 \cdot \mathbb{1}_{\mathcal{B}^c} \right] \right\}^{1/2} . \end{aligned}$$

Proposition C.3, part *iii*) implies that $(R^{(3,1,1)})^2 \leq CT^\zeta$. Next we turn to $R^{(3,1,2)}$. Notice

that according to Corollary A.1, part *ii*)

$$\mathbb{E}[\|X_i(\kappa)'[X_i(\kappa)'X_i(\kappa)]^{-1}X_i(\kappa)\varepsilon_i(\kappa)\|^2\mathbb{1}_{\mathcal{B}^c}|\mathbf{X}] \leq C,$$

which gives

$$(R^{(3,1,2)})^2 \leq (\check{R}^{(3,1,2)})^2 + C,$$

where

$$\begin{aligned} (\check{R}^{(3,1,2)})^2 &:= \mathbb{E} \left[\sup_{\kappa \in I} \|X_i(\kappa)'[X_i(\kappa)'X_i(\kappa)]^{-1}X_i(\kappa)\varepsilon_i(\kappa)\|^2 \cdot \mathbb{1}_{\mathcal{B}^c} \right. \\ &\quad \left. - \mathbb{E}[\|X_i(\kappa)'[X_i(\kappa)'X_i(\kappa)]^{-1}X_i(\kappa)\varepsilon_i(\kappa)\|^2 \cdot \mathbb{1}_{\mathcal{B}^c}|\mathbf{X}] \right] \\ &= \mathbb{E} \left[\sup_{\kappa \in I} \text{Tr} \left\{ X_i(\kappa)[\varepsilon_i(\kappa)\varepsilon_i(\kappa)' - \mathbb{E}[\varepsilon_i(\kappa)\varepsilon_i(\kappa)'|\mathbf{X}]]X_i(\kappa)'[X_i(\kappa)'X_i(\kappa)]^{-1} \right\} \cdot \mathbb{1}_{\mathcal{B}^c} \right] \\ &\leq C \mathbb{E} \left[\sup_{\kappa \in I} \|X_i(\kappa)[\varepsilon_i(\kappa)\varepsilon_i(\kappa)' - \mathbb{E}[\varepsilon_i(\kappa)\varepsilon_i(\kappa)'|\mathbf{X}]]X_i(\kappa)'\|/T \cdot \mathbb{1}_{\mathcal{B}^c} \right]. \end{aligned}$$

Here we have used the fact that the matrix $X_i(\kappa)'[X_i(\kappa)'X_i(\kappa)]^{-1}X_i(\kappa)$ is a projection of rank K and that on the event \mathcal{B}^c the matrix $[X_i(\kappa)'X_i(\kappa)/(T\kappa)]^{-1}$ is bounded (recall the definition of the event \mathcal{B} in (A.8)). We can now define the matrix $M(\kappa) := X_i(\kappa)[\varepsilon_i(\kappa)\varepsilon_i(\kappa)' - \mathbb{E}[\varepsilon_i(\kappa)\varepsilon_i(\kappa)'|\mathbf{X}]]X_i(\kappa)'$, which is entry-wise given by the partial sum process

$$(M(\kappa))_{l,k} = \sum_{1 \leq s, t \leq [T\kappa]} (x_{i,t})_k (x_{i,s})_l (\varepsilon_{i,t}\varepsilon_{i,s} - \mathbb{E}[\varepsilon_{i,t}\varepsilon_{i,s}]).$$

Proposition C.3, part *v*) applied to each of the $K \times K$ entries implies for some arbitrarily small $\zeta > 0$, that

$$\mathbb{E} \left[\sup_{\kappa \in I} \|M(\kappa)\|^2/T \right] \leq CT^\zeta.$$

These considerations show that $R^{(3,1,1)}$ and $R^{(3,1,2)}$ are each of order $\mathcal{O}(T^\zeta)$ and (A.19) implies that $R^{(3,1)}(\kappa)$ is of order $\mathcal{O}(T^{-1/2+2\zeta})$ uniformly with respect to $\kappa \in I$. The same rate can be shown for the terms $R^{(3,2)}(\kappa)$ and $R^{(3,3)}(\kappa)$ in (A.18). Observing (A.16) and

(A.17) this implies that

$$\mathbb{E} \left[\sup_{\kappa \in I} |\mathbb{1}_{\mathcal{B}^c} \cdot R^{(3)}(\kappa)| \right] \leq Cb\sqrt{N}/T^{1-\zeta} = o(1),$$

by the choice of b (we have seen in (A.12) already that even $b^2\sqrt{N}/T^{1-\zeta} = o(1)$). Finally, the assertion of step 4 follows by (A.15). This concludes the proof. \square

Corollary A.1. *Under the assumptions of Proposition 3.5 it holds for some $C > 0$ independent of i, N and T , that*

$$i) \quad \sup_{\kappa \in I} \mathbb{1}_{\mathcal{B}^c} \cdot \|X_i(\kappa) [X_i(\kappa)' X_i(\kappa)]^{-2} X_i(\kappa)'\| \leq C/T,$$

$$ii) \quad \sup_{\kappa \in I} \mathbb{E}[\|X_i(\kappa)' [X_i(\kappa)' X_i(\kappa)]^{-1} X_i(\kappa) \varepsilon_i(\kappa)\|^2 | \mathbf{X}] \leq C$$

Proof. We begin the proof of *i)* with the following calculation:

$$\begin{aligned} & \|X_i(\kappa) [X_i(\kappa)' X_i(\kappa)]^{-2} X_i(\kappa)'\|_1 \\ &= \text{Tr} \{ X_i(\kappa) [X_i(\kappa)' X_i(\kappa)]^{-2} X_i(\kappa)' \} = \text{Tr} \{ [X_i(\kappa)' X_i(\kappa)/(T\kappa)]^{-1} \} / (T\kappa). \end{aligned} \tag{A.20}$$

Here we have used that for a symmetric matrix with non-negative eigenvalues the trace norm $\|\cdot\|_1$ is identical to the trace.

Now Proposition B.2 from Supplement B implies uniform boundedness of the product $\mathbb{1}_{\mathcal{B}^c} \cdot \text{Tr} \{ [X_i(\kappa)' X_i(\kappa)/(T\kappa)]^{-1} \}$, which completes the proof.

For part *ii)*, we can similarly rewrite the trace norm via the trace, which yields:

$$\begin{aligned} & \mathbb{E}[\|X_i(\kappa)' [X_i(\kappa)' X_i(\kappa)]^{-1} X_i(\kappa) \varepsilon_i(\kappa)\|^2 | \mathbf{X}] \\ &= \mathbb{E}[\text{Tr} \{ \varepsilon_i(\kappa)' X_i(\kappa)' [X_i(\kappa)' X_i(\kappa)]^{-1} X_i(\kappa) \varepsilon_i(\kappa) \} | \mathbf{X}] \\ &= \text{Tr} \{ \sigma_{i,i} \Sigma_T \mathbb{E} [X_i(\kappa)' [X_i(\kappa)' X_i(\kappa)]^{-1} X_i(\kappa) | \mathbf{X}] \} \\ &\leq \sigma_{i,i} \|\Sigma_T\|_\infty \|X_i(\kappa)' [X_i(\kappa)' X_i(\kappa)]^{-1} X_i(\kappa)\|_1 \leq C. \end{aligned}$$

In the last step we have used that $X_i(\kappa)' [X_i(\kappa)' X_i(\kappa)]^{-1} X_i(\kappa)$ is a projection matrix of rank $\leq K$, and thus the trace norm is bounded by K .

□

A.5 Proof of Proposition 3.6

Proposition B.4 implies that uniformly in κ

$$E_1(\kappa) = \tilde{E}_1(\kappa) + o_P(1), \quad (\text{A.21})$$

where

$$\tilde{E}_1(\kappa) := \frac{2}{\sqrt{NT}} \sum_{i=1}^N \varepsilon_i(\kappa)' X_i(\kappa) Q_i^{-1} [\beta_i - \bar{\beta}]. \quad (\text{A.22})$$

Therefore the weak convergence of $\{E_1(\kappa)\}_{\kappa \in I}$ follows from the weak convergence of the process $\{\tilde{E}_1(\kappa)\}_{\kappa \in I}$. Notice that we can write \tilde{E}_1 as a partial sum process as follows:

$$\tilde{E}_1(\kappa) = \frac{2}{\sqrt{NT}} \sum_{t=1}^{\lfloor T\kappa \rfloor} \sum_{i=1}^N \varepsilon_{i,t} x'_{i,t} Q_i^{-1} [\bar{\beta}_i - \beta].$$

We now conclude a weak invariance principle for the stochastic process $\tilde{E}_1(\kappa)/\tilde{\lambda}_N$, where $\tilde{\lambda}_N^2 := \mathbb{E}[(\tilde{E}_1(1))^2]$ is the variance. We therefore employ Theorem 2.7 in Hafouta (2021). The assumptions of this theorem can be checked as follows: Assumption 2.1 is met with $q = 4$, $p > 2$ but sufficiently close to 2, $B_n = 1$ and $\gamma(j) := Cj^{-a(1/2-1/q)}$ (where C, a are chosen in our Assumption 3.2 $(\epsilon), (5)$). Notice that the q th moment of our random variables $\frac{1}{\sqrt{N}} \sum_{i=1}^N \varepsilon_{i,t} x_{i,t}$ are uniformly bounded according to Proposition C.1 in Supplement C, where we choose $\phi = c = 4$, $\chi = 2M - 4$, $d = 1$ and summability is satisfied by our Assumption $(\epsilon), (5)$. Accordingly, A_n (defined in their eq. (2.5)) is uniformly bounded and Assumption 2.3 follows directly ($\beta_n \leq C$ for some fixed C and all n - where β_n here corresponds to the notation in Hafouta (2021)). Then Theorem 2.7 in Hafouta (2021) entails

$$d_P(\tilde{E}_1/\tilde{\lambda}_N, \mathbb{B}) \leq C\delta_N, \quad (\text{A.23})$$

for some sequence $\delta_N \rightarrow 0$ and C independent of $\tilde{\lambda}_N$. Here $d_P(\cdot, \cdot)$, denotes the Prokhorov metric on the Skorohod space $D[0, 1]$, which is equipped with the uniform norm and thus a subspace of the bounded functions on the unit interval. We recall the definition of the

Prokhorov metric for two probability distributions P_1, P_2 as

$$d_P(P_1, P_2) := \inf \{r > 0 : P_1(B) \leq P_2(B^r) + r, \quad (A.24)$$

$$P_2(B) \leq P_1(B^r) + r, \forall B \text{ Borel set}\},$$

where B^r is the open r -environment of B . Defining for random variables $X \sim P_1, Y \sim P_2$ the distance $d_P(X, Y) := d_P(P_1, P_2)$ explains the expression $d_P(\tilde{E}_1/\tilde{\lambda}_N, \mathbb{B})$. We refer the reader for details on the Skorohod space to Pollard (1984) and for the Prokhorov metric to Prokhorov (1956).

Finally, we notice that $\tilde{\lambda}_N^2$ converges to the long run variance λ^2 (defined in (3.6)). To see this notice that according to Assumptions (X), (1) and (λ)

$$\begin{aligned} \mathbb{E}[(\tilde{E}_1(1))^2] &= \frac{4}{N} \sum_{i,j=1}^N \sigma_{i,j} [\beta_i - \bar{\beta}]' Q_i^{-1} \mathbb{E} \left[\frac{X_i' \Sigma_T X_j}{T} \right] Q_j^{-1} [\beta_j - \bar{\beta}] \\ &= \frac{4}{N} \sum_{i,j=1}^N \sigma_{i,j} [\beta_i - \bar{\beta}]' Q_i^{-1} U_{i,j} Q_j^{-1} [\beta_j - \bar{\beta}] + o(1) \rightarrow \lambda^2. \end{aligned} \quad (A.25)$$

A.6 Proof of Theorem 3.7

Recall the definition of the class \mathcal{T} in (3.23), of the variance $\lambda_N^2(\boldsymbol{\beta})$ in (3.24), of the process \tilde{E}_1 in (A.22) and of $\tilde{\lambda}_N^2(\boldsymbol{\beta}) := \mathbb{E}[(\tilde{E}_1(1))^2]$. Here \tilde{E}_1 depends on the sequence of slopes $\boldsymbol{\beta} = (\beta_n)_{n \in \mathbb{N}}$, even though this is not explicit in the notation. Notice that the variance $\lambda_N^2(\boldsymbol{\beta})$ is asymptotically identical to $\tilde{\lambda}_N^2(\boldsymbol{\beta})$ according to (A.25). More precisely we have

$$\sup_{\boldsymbol{\beta} \in \mathcal{T}} \frac{|\lambda_N^2(\boldsymbol{\beta}) - \tilde{\lambda}_N^2(\boldsymbol{\beta})|}{\lambda_N^2(\boldsymbol{\beta})} = o(1),$$

where we have used the boundedness of $\lambda_N^2(\boldsymbol{\beta})$ from below. This implies, by definition of the class \mathcal{T} , that $\tilde{\lambda}_N^2(\boldsymbol{\beta}) \geq c/2 > 0$ for sufficiently large N , simultaneously for all $\boldsymbol{\beta} \in \mathcal{T}$. Finally, recall the definition of the Prokhorov metric in (A.24), which we denote by d_P , no matter on which metric space the probability measures are defined (this will always be clear from context). In the case of real valued random variables, d_P is an upper bound for the better known Lévy metric on the real line.

Now consider the following map Ψ defined for a bounded function f on the unit interval as

$$\Psi(f) := \frac{f(1)}{\left\{ \int_I \kappa^2 (f(\kappa) - \kappa f(1))^2 d\nu(\kappa) \right\}^{1/2}}.$$

To avoid ill-defined cases, we set $\Psi(f) = 0$, if the denominator is 0. We also define a subspace $D^\rho[0, 1]$ of $D[0, 1]$ as those functions, which satisfy $\sup_{\kappa \in [0, 1]} |f(\kappa)| \leq 1/\rho$ and $\left\{ \int_I \kappa^2 (f(\kappa) - \kappa f(1))^2 d\nu(\kappa) \right\}^{1/2} \geq \rho$, where $\rho > 0$ is fixed. Notice that restricted on $D^\rho[0, 1]$ the map Ψ is Lipschitz continuous, where the Lipschitz constant C_ρ grows as ρ decreases. It is clear that $\lim_{\rho \downarrow 0} \mathbb{P}(\mathbb{B} \in D^\rho[0, 1]) = 1$. Similarly, it holds that

$$\lim_{\rho \downarrow 0} \lim_{N \rightarrow \infty} \inf_{\beta \in \mathcal{T}} \mathbb{P}(\tilde{E}_1 / \tilde{\lambda}_N(\beta) \in D^\rho[0, 1]) = 1. \quad (\text{A.26})$$

To see this fact, we check that

$$\lim_{\rho \downarrow 0} \lim_{N \rightarrow \infty} \inf_{\beta \in \mathcal{T}} \mathbb{P}(\sup_{\kappa \in [0, 1]} |\tilde{E}_1(\kappa)| / \tilde{\lambda}_N(\beta) \leq 1/\rho) = 1. \quad (\text{A.27})$$

We first notice that

$$\begin{aligned} & \mathbb{P}(\sup_{\kappa \in [0, 1]} |\tilde{E}_1(\kappa)| / \tilde{\lambda}_N(\beta) \leq 1/\rho) - \mathbb{P}(\sup_{\kappa \in [0, 1]} |\mathbb{B}(\kappa)| \leq 1/\rho) \\ & \leq C d_P(\sup_{\kappa \in [0, 1]} |\tilde{E}_1(\kappa)| / \tilde{\lambda}_N(\beta), \sup_{\kappa \in [0, 1]} |\mathbb{B}(\kappa)|). \end{aligned}$$

Here we have used that the (uniform) distance between distribution functions is bounded by some constant times the Lévy metric, if either of them is Lipschitz continuous (in our case that of $\sup_{\kappa \in [0, 1]} |\mathbb{B}(\kappa)|$) and the Lévy metric is bounded by the Prokhorov metric. Now, as the map $f \mapsto \sup_{\kappa \in [0, 1]} |f(\kappa)|$ is Lipschitz continuous with constant 1, Lemma A.2 implies that $d_P(\sup_{\kappa \in [0, 1]} |\tilde{E}_1(\kappa)| / \tilde{\lambda}_N(\beta), \sup_{\kappa \in [0, 1]} |\mathbb{B}(\kappa)|) \leq d_P(\tilde{E}_1, \mathbb{B})$, which in turn is bounded by $C\delta_N$ according to (A.23). As a consequence the left side of (A.27) equals

$$\lim_{\rho \downarrow 0} \lim_{N \rightarrow \infty} \mathbb{P}(\sup_{\kappa \in [0, 1]} |\mathbb{B}(\kappa)| \leq 1/\rho) + \mathcal{O}(\delta_N) = \lim_{\rho \downarrow 0} \mathbb{P}(\sup_{\kappa \in [0, 1]} |\mathbb{B}(\kappa)| \leq 1/\rho) = 1.$$

Using similar arguments for the integral condition shows (A.26).

We now investigate the self-normalized statistic $\hat{W}_N = \Psi(\{\kappa\sqrt{NT}(\tilde{S}_N(\kappa) - \Delta)\}_{\kappa \in I})$ (which as we recall also depends on the slope sequence $\boldsymbol{\beta} = (\beta_n)_{n \in \mathbb{N}}$). Introducing the conditional probability measure

$$\mathbb{P}_\rho(\cdot) := \mathbb{P}(\cdot | \{\tilde{E}_1/\tilde{\lambda}_N(\boldsymbol{\beta}) \in D^\rho[0, 1]\} \forall \boldsymbol{\beta} \in \mathcal{T}, \mathbb{B} \in D^\rho[0, 1])$$

gives for any $y \in \mathbb{R}$

$$\begin{aligned} \mathbb{P}_\rho(\hat{W}_N \leq y) &= \mathbb{P}_\rho(\Psi(\{\kappa\sqrt{NT}(\tilde{S}_N(\kappa) - \Delta)\}_{\kappa \in I}) \leq y) \\ &= \mathbb{P}_\rho(\Psi(\{[\tilde{E}_1(\kappa) + \sqrt{NT}(S_N - \Delta)]/\tilde{\lambda}_N(\boldsymbol{\beta})\}_{\kappa \in I}) \leq y) + o(1). \end{aligned} \quad (\text{A.28})$$

Here we have used Propositions 3.4 and 3.5, together with the fact (A.21) and the Lipschitz continuity of Ψ restricted on $D^\rho[0, 1]$ to get the second equality. Note that the remainder does not depend on $\boldsymbol{\beta}$, because all vanishing terms in the cited propositions are uniformly bounded in $\boldsymbol{\beta}$. Going from a vanishing term inside the distribution function to an $o(1)$ term requires the distribution function of $\Psi(\{[\tilde{E}_1(\kappa) + \sqrt{NT}(S_N - \Delta)]/\tilde{\lambda}_N(\boldsymbol{\beta})\}_{\kappa \in I})$ to be (asymptotically) continuous, which it is, as we will see below. Finally, we have also employed the fact that for any real number $x \neq 0$ and any function f we have $\Psi(f) = \Psi(f/x)$, to divide by the standard deviation $\tilde{\lambda}_N(\boldsymbol{\beta})$, which is a consequence of the self-normalizing structure of the functional Ψ .

Now we turn to the convergence of the distribution function of the real valued, random variable $\Psi(\{[\tilde{E}_1(\kappa) + \sqrt{NT}(S_N - \Delta)]/\tilde{\lambda}_N(\boldsymbol{\beta})\}_{\kappa \in I})$. For the moment, let us set $S_N - \Delta = x/\sqrt{NT}$. The random variable $\Psi(\{\mathbb{B}(\kappa) + x/\lambda(\boldsymbol{\beta})\}_{\kappa \in I})$ has a continuous density and thus a uniformly continuous distribution function. In the following, we denote by \mathbb{P}^X the measure induced by a random variable X and by \mathbb{P}_ρ^X the conditional image measure. It follows that

$$\sup_{y \in \mathbb{R}} |\mathbb{P}_\rho(\Psi(\{[\tilde{E}_1(\kappa) + x]/\tilde{\lambda}_N(\boldsymbol{\beta})\}_{\kappa \in I}) \leq y) - \mathbb{P}_\rho(\Psi(\{\mathbb{B}(\kappa) + x/\lambda(\boldsymbol{\beta})\}_{\kappa \in I}) \leq y)|$$

$$\begin{aligned}
&= \sup_{y \in \mathbb{R}} \left| \mathbb{P}(\Psi(\{[\tilde{E}_1(\kappa) + x]/\tilde{\lambda}_N(\boldsymbol{\beta})\}_{\kappa \in I}) \leq y) - \mathbb{P}(\Psi(\{\mathbb{B}(\kappa) + x/\lambda(\boldsymbol{\beta})\}_{\kappa \in I}) \leq y) \right| \\
&\quad + \text{Rem}^{(1)}(\rho) \\
&\leq C d_P(\mathbb{P}^{\Psi(\{[\tilde{E}_1(\kappa) + x]/\tilde{\lambda}_N(\boldsymbol{\beta})\}_{\kappa \in I})}, \mathbb{P}^{\Psi(\{\mathbb{B}(\kappa) + x/\lambda(\boldsymbol{\beta})\}_{\kappa \in I})} + \text{Rem}^{(1)}(\rho) \\
&\leq C d_P(\mathbb{P}_\rho^{\Psi(\{[\tilde{E}_1(\kappa) + x]/\tilde{\lambda}_N(\boldsymbol{\beta})\}_{\kappa \in I})}, \mathbb{P}_\rho^{\Psi(\{\mathbb{B}(\kappa) + x/\lambda(\boldsymbol{\beta})\}_{\kappa \in I})} + \text{Rem}^{(1)}(\rho) \\
&\leq C C_\rho d_P(\mathbb{P}_\rho^{\tilde{E}_1/\tilde{\lambda}_N(\boldsymbol{\beta})}, \mathbb{P}_\rho^{\mathbb{B}}) + \text{Rem}^{(1)}(\rho) \\
&\leq C C_\rho d_P(\mathbb{P}_\rho^{\tilde{E}_1/\tilde{\lambda}_N(\boldsymbol{\beta})}, \mathbb{P}^{\mathbb{B}}) + \text{Rem}^{(1)}(\rho) \leq C \delta_N C_\rho + \text{Rem}^{(1)}(\rho). \tag{A.29}
\end{aligned}$$

Here $\text{Rem}^{(1)}(\rho)$ is a remainder that depends only on ρ , which for parsimony of notation, we have allowed to change from one line to the next. Importantly $\text{Rem}^{(1)}(\rho) \rightarrow 0$ as $\rho \rightarrow 0$. In the first equality, we have used proximity of the true and conditional measures. In the first inequality, we have used that the Prokhorov metric upper bounds the uniform distance of the distribution functions (except for some factor), if either of them is Lipschitz continuous (in our case the distribution function involving \mathbb{B}). From the third to the fourth line we have again used proximity of conditional and unconditional measures (increasing $\text{Rem}^{(1)}(\rho)$ in the process) and from the fourth to the fifth line Lipschitz continuity of Ψ , together with Lemma A.2. We then switch back to the conditional measures (increasing $\text{Rem}^{(1)}(\rho)$) and finally use the inequality (A.23), which holds for the unconditional measure.

Let us now consider the implications of our above arguments: Recalling the definition of the class of local alternatives as $\mathcal{A}_N(x) := \mathcal{T} \cap \{\boldsymbol{\beta} : S_N(\boldsymbol{\beta}) - x/\sqrt{NT} \geq \Delta\}$ we have for any $\boldsymbol{\beta} \in \mathcal{A}_N(x)$ the lower bound

$$\mathbb{P}(\hat{W}_N > q_{1-\alpha}) \geq \mathbb{P}(\Psi(\{\kappa\sqrt{NT}(\tilde{S}_N(\kappa) - S_N + x/\sqrt{NT})\}_{\kappa \in I}) > q_{1-\alpha}).$$

By our above derivations, it follows that

$$\begin{aligned}
f(x) &:= \liminf_{N \rightarrow \infty} \inf_{\boldsymbol{\beta} \in \mathcal{A}_N(x)} \mathbb{P}(\hat{W}_N > q_{1-\alpha}) \\
&\geq \lim_{\rho \downarrow 0} \liminf_{N \rightarrow \infty} \inf_{\boldsymbol{\beta} \in \mathcal{A}_N(x)} \mathbb{P}_\rho(\Psi(\mathbb{B} + x/\lambda(\boldsymbol{\beta})) > q_{1-\alpha})
\end{aligned} \tag{A.30}$$

$$+ \lim_{\rho \downarrow 0} \liminf_{N \rightarrow \infty} \inf_{\beta \in \mathcal{A}_N(x)} \{Rem^{(1)}(\rho) + Rem^{(2)}(N, \rho)\}.$$

Here the remainder $Rem^{(1)}(\rho)$ has been established above, where we have noticed that it vanishes as $\rho \rightarrow 0$. The remainder $Rem^{(2)}(N, \rho)$ consists of those remainder terms, which are not included in $Rem^{(1)}(\rho)$, specifically the $o(1)$ term on the right of (A.28) and the $CC_\rho \delta_N$ in (A.29), both of which vanish as $N \rightarrow \infty$ for any fixed $\rho > 0$. Now, we can make the probability of the event $\{\Psi(\mathbb{B} + x/\tilde{\lambda}(\beta)) > q_{1-\alpha}\}$ smallest by maximizing $\tilde{\lambda}(\beta)$, which yields a finite value λ_{max} given the uniform boundedness of slopes in \mathcal{T} . As $\rho \rightarrow 0$ we have

$$\mathbb{P}_\rho(\Psi(\mathbb{B} + x/\lambda_{max}) > q_{1-\alpha}) \rightarrow \mathbb{P}(\Psi(\mathbb{B} + x/\lambda_{max}) > q_{1-\alpha}).$$

The probability on the right is $> \alpha$ and goes to 1 as $x \rightarrow \infty$. Consequently, f inherits these two properties according to the lower bound (A.30). The fact that f is monotonically increasing follows directly, since $\mathcal{A}_N(x) \supset \mathcal{A}_N(y)$ if $x < y$ by definition of the class of local alternatives. This completes the proof of asymptotic consistency. Analogous arguments show asymptotic level α which we omit to avoid redundancy. We conclude by proving a technical Lemma, which we have repeatedly used in our proof.

Lemma A.2. *Let (\mathcal{X}, d_X) and (\mathcal{Y}, d_Y) be two metric spaces and $g : \mathcal{X} \rightarrow \mathcal{Y}$ be Lipschitz continuous with constant C . Then it holds for any two probability measures P_1, P_2 on (\mathcal{X}, d_X) (defined on the Borel- σ -algebra), that*

$$d_P(P_1^g, P_2^g) \leq (C \vee 1) d_P(P_1, P_2),$$

where P_1^g, P_2^g denote the image measures and d_P the Prokhorov metric.

The proof of the Lemma is fundamental. For simplicity, we assume that $C \geq 1$. We then have by set inclusion

$$\begin{aligned} & \{r > 0 : P_i^g(B) \leq P_j^g(B^r) + r, i, j \in \{1, 2\}, \forall B \text{ Borel set}\} \\ & \supset \{r > 0 : P_i(g^{-1}(B)) \leq P_j(g^{-1}(B)^{r/C}) + r/C, i, j \in \{1, 2\}, \forall B \text{ Borel set}\} \\ & \supset \{r/C > 0 : P_i(B) \leq P_j(B^r) + r, i, j \in \{1, 2\}, \forall B \text{ Borel set}\} \end{aligned}$$

In the first inclusion, we have used the fact that $g^{-1}(B)^{r/C} \subset g^{-1}(B^r)$, which follows by Lipschitz continuity. Using the definition of the Prokhorov metric in (A.24) completes the proof.

B Technical Details

The first part of this section is concerned with the convergence of the regressor-matrices. In Proposition B.1 we show that the sequential estimates $(X_i(\kappa)'X_i(\kappa)/\lfloor T\kappa \rfloor)$ are uniformly close to their limits Q_i . In Proposition B.2 we strengthen this result by showing closeness with probability converging to 1 and finally Proposition B.3 establishes proximity of the inverse matrices. In the second part of this section we employ these results to show the proximity of the remainders E_j to \tilde{E}_j ($j = 1, 2, 3$), where E_1, E_2, E_3 are defined in (3.8) - (3.10) and $\tilde{E}_1, \tilde{E}_2, \tilde{E}_3$ in (A.22), (A.4) and (A.1) respectively.

B.1 Bounds for the Regressors

Proposition B.1. *If Assumptions (X) (1), (2) and (ε) , (5) hold, it follows for some constant C_1 independent of i, N, T , that*

$$\mathbb{E} \left[\sup_{\kappa \in I} \|X_i(\kappa)'X_i(\kappa)/\lfloor T\kappa \rfloor - Q_i\|^{2\eta \vee 2} \right] \leq C_1/T^{\eta \vee 1}.$$

Proof. We confine ourselves to the case $\eta > 1$. The case $\eta \leq 1$ follows by the same method.

First, notice that we can replace Q_i by the expectation of $X_i(\kappa)'X_i(\kappa)/\lfloor T\kappa \rfloor$ due to the bias assumption $((X), (1))$:

$$\mathbb{E} \left[\sup_{\kappa \in I} \|X_i(\kappa)'X_i(\kappa)/\lfloor T\kappa \rfloor - Q_i\|^{2\eta} \right] \leq F_1 + F_2 ,$$

where

$$F_1 := C \mathbb{E} \left[\sup_{\kappa \in I} \|(X_i(\kappa)'X_i(\kappa)/\lfloor T\kappa \rfloor) - \mathbb{E}[X_i(\kappa)'X_i(\kappa)/\lfloor T\kappa \rfloor]\|^{2\eta} \right] ,$$

$$F_2 := C \sup_{\kappa \in I} \|Q_i - \mathbb{E}[X_i(\kappa)' X_i(\kappa) / \lfloor T\kappa \rfloor]\|^{2\eta}.$$

Here C only depends on η . The bias assumption implies that

$$\|Q_i - \mathbb{E}(X_i(\kappa)' X_i(\kappa) / \lfloor T\kappa \rfloor)\| \leq C / \sqrt{\lfloor T\kappa \rfloor}$$

for some universal constant C and thus (as κ is bounded away from 0) $F_2 = \mathcal{O}(1/T^\eta)$.

Next we consider F_1 . In order to upper bound it, we want to apply Theorem 3.1 from Moricz et al. (1982). For this purpose we have to show for arbitrary $1 \leq L < U \leq T$ that

$$\mathbb{E} \left[\left\| \sum_{t=L}^U x_{i,t} x'_{i,t} - \mathbb{E} x_{i,t} x'_{i,t} \right\|^{2\eta} \right] \leq C |U - L|^\eta.$$

Notice that in the norm on the left we have a $K \times K$ matrix for fixed K . We can show the desired bound entry-wise (and subsequently it follows for the whole matrix with possibly larger constant depending on K). For simplicity, we confine ourselves to the first entry $(1, 1)$. Denoting the first entry from the vector $x_{i,t}$ by $(x_{i,t})_1$, we thus have to show

$$\mathbb{E} \left(\sum_{t=L}^U (x_{i,t})_1^2 - \mathbb{E} \left[(x_{i,t})_1^2 \right] \right)^{2\eta} \leq C |U - L|^\eta. \quad (\text{B.1})$$

The sequence $(x_{i,1})_1^2 - \mathbb{E}(x_{i,1})_1^2, (x_{i,2})_1^2 - \mathbb{E}(x_{i,2})_1^2, \dots$ is by assumption one-dimensional α -mixing (Assumption (ε) , (5)) with existing moments of order M (Assumption (X) , (2)). We can apply Proposition C.1 with $d = 1, c = 4, \phi = 2\eta, \chi = M - 2\eta$ (notice that the summability condition (C.1) is fulfilled due to Assumption (ε) , (5)), which yields (B.1) with some universal constant. By Theorem 3.1 from Moricz et al. (1982) the assertion follows. □

Proposition B.2. *Suppose that Assumptions (N) , (X) (1) – (3) and (ε) , (5) hold and let $C_2 := (\max_{i=1, \dots, N} \|Q_i^{-1}\|_\infty)^{-1}$ (see Assumption (X) , (3)). Define*

$$\mathcal{B} := \bigcup_{i=1}^N \left\{ \sup_{\kappa \in I} \|X_i(\kappa)' X_i(\kappa) / \lfloor T\kappa \rfloor - Q_i\|_\infty \geq C_2/2 \right\}$$

then $\mathbb{P}(\mathcal{B}) \rightarrow 0$ as $N, T \rightarrow \infty$.

This proposition in particular implies that with probability converging to 1 all matrices $X_i(\kappa)'X_i(\kappa)/\lfloor T\kappa \rfloor$ (for all $i = 1, \dots, N$ and $\kappa \in I$) are positive definite.

Proof. The probability, that the event \mathcal{B} occurs can be upper bounded by the union bound and subsequently by the Markov inequality, which yields

$$\begin{aligned} \mathbb{P}(\mathcal{B}) &\leq N \max_{i=1, \dots, N} \mathbb{P}(\sup_{\kappa \in I} \|X_i(\kappa)'X_i(\kappa)/\lfloor T\kappa \rfloor - Q_i\|_\infty \geq C_2/2) \\ &\leq \frac{N \max_{i=1, \dots, N} \mathbb{E}[\sup_{\kappa \in I} \|(X_i(\kappa)'X_i(\kappa)/\lfloor T\kappa \rfloor) - Q_i\|_\infty^{2\eta}]}{(C_2/2)^{2\eta}} = \mathcal{O}(N/T^\eta), \end{aligned}$$

which is of order $o(1)$ by Assumption (N). Notice that for the last equality, we have used Proposition B.1.

□

Proposition B.3. *Under the assumptions of Proposition B.2*

$$\mathbb{E} \left[\mathbb{1}_{\mathcal{B}^c} \cdot \sup_{\kappa \in I} \left\| [X_i(\kappa)'X_i(\kappa)/(T\kappa)]^{-1} - Q_i^{-1} \right\|^2 \right] \leq C/T$$

for some constant C independent of i . In particular

$$\sup_{\kappa \in I} \left\| [X_i(\kappa)'X_i(\kappa)/(T\kappa)]^{-1} - Q_i^{-1} \right\| = \mathcal{O}_P(1/\sqrt{T}).$$

Proof. We introduce the notation $H_i(\kappa) := Q_i - X_i(\kappa)'X_i(\kappa)/\lfloor T\kappa \rfloor$ and note that we have on the event \mathcal{B}^c (see (A.8))

$$\|Q_i^{-1}H_i(\kappa)\|_\infty \leq \|Q_i^{-1}\|_\infty \|H_i(\kappa)\|_\infty \leq \max_{i=1, \dots, N} \|Q_i^{-1}\|_\infty C_2/2 \leq 1/2 .$$

Therefore Neumann's expansion gives

$$[X_i(\kappa)'X_i(\kappa)/\lfloor T\kappa \rfloor]^{-1} = [Id - Q_i^{-1}H_i(\kappa)]^{-1}Q_i^{-1} = \sum_{\ell \geq 0} (-1)^\ell (Q_i^{-1}H_i(\kappa))^\ell Q_i^{-1} ,$$

where the tail for $\ell \geq 2$ can be bounded as follows

$$\begin{aligned} \left\| \sum_{\ell \geq 2} (-1)^\ell (Q_i^{-1} H_i(\kappa))^\ell Q_i^{-1} \right\| &\leq \|Q_i^{-1}\|^3 \|H_i(\kappa)\|^2 \sum_{\ell \geq 0} \|Q_i^{-1} H_i(\kappa)\|^\ell \\ &\leq \|H_i(\kappa)\|^2 \max_{j=1, \dots, N} \|Q_j^{-1}\|^3 \sum_{\ell \geq 0} (1/2)^\ell \leq \|H_i(\kappa)\|^2 C. \end{aligned}$$

The constant C in this equation is independent of i (as $\max_j \|Q_j^{-1}\|$ is bounded by Assumption (X), (3)). It follows that

$$\begin{aligned} &\mathbb{E} \left[\mathbb{1}_{\mathcal{B}^c} \cdot \sup_{\kappa \in I} \left\| [X_i(\kappa)' X_i(\kappa) / (T\kappa)]^{-1} - Q_i^{-1} \right\|^2 \right] \\ &\leq \mathbb{E} \left[\sup_{\kappa \in I} \left\| -Q_i^{-1} H_i(\kappa) Q_i^{-1} \right\|^2 \right] + C \mathbb{E} \left[\sup_{\kappa \in I} \|H_i(\kappa)\|^2 \right] \leq \frac{C}{T}, \end{aligned}$$

where the last inequality follows from Proposition B.1, which implies $\mathbb{E} \left[\sup_{\kappa \in I} \|H_i(\kappa)\|^2 \right] \leq C/T$. \square

B.2 Bounds for Remainders

Proposition B.4. *Under the assumptions of Proposition 3.4 it holds that*

$$\sup_{\kappa \in I} |E_j(\kappa) - \tilde{E}_j(\kappa)| = o_P(1), \quad j = 1, 2, 3,$$

where E_1, E_2, E_3 are defined in (3.8) - (3.10) and $\tilde{E}_1, \tilde{E}_2, \tilde{E}_3$ in (A.22), (A.4) and (A.1) respectively. Moreover

$$\sup_{\kappa \in I} |\mathbb{E}[E_2(\kappa)|\mathbf{X}] - \mathbb{E}[\tilde{E}_2(\kappa)|\mathbf{X}]| = o_P(1).$$

Proof. We show the identity for each term individually, beginning with E_3 and ending with E_1 (which reflects the actual order in the previous proofs).

Recall the definition of E_3 in (3.11), which implies

$$E_3(\kappa) = -\frac{1}{\sqrt{TN}} \|\bar{E}_3(\kappa)\|^2, \quad (\text{B.2})$$

where

$$\bar{E}_3(\kappa) := \frac{1}{\sqrt{N}} \sum_{i=1}^N \varepsilon_i(\kappa) X_i(\kappa) / \sqrt{T\kappa} [X_i(\kappa)' X_i(\kappa) / (T\kappa)]^{-1}.$$

Furthermore recall the definitions of \tilde{E}_3 and \check{E}_3 in (A.1) and (A.2) respectively. A simple calculation shows that

$$E_3(\kappa) = -\frac{1}{\sqrt{TN}} \|\check{E}_3(\kappa) + (\bar{E}_3(\kappa) - \check{E}_3(\kappa))\|^2 = \tilde{E}_3(\kappa) + \text{Rem},$$

where

$$\text{Rem} = \mathcal{O}_P \left(\frac{\|\check{E}_3(\kappa)\| \cdot \|\bar{E}_3(\kappa) - \check{E}_3(\kappa)\|}{\sqrt{TN}} \right) + \mathcal{O}_P \left(\frac{\|\bar{E}_3(\kappa) - \check{E}_3(\kappa)\|^2}{\sqrt{TN}} \right)$$

We can now complete the proof by establishing uniformly in κ that $\|\bar{E}_3(\kappa) - \check{E}_3(\kappa)\| = o_P(N^{1/4})$ (also recall that $\|\check{E}_3(\kappa)\|$ is uniformly of order $\mathcal{O}_P(T^\zeta)$, where ζ can be made arbitrarily small (see Proposition C.3 *iv*)). We first notice that

$$\|\bar{E}_3(\kappa) - \check{E}_3(\kappa)\| = \|\bar{E}_3(\kappa) - \check{E}_3(\kappa)\| \cdot \mathbb{1}_{\mathcal{B}^c} + o_P(1),$$

according to Proposition B.2. We further analyze the non-vanishing part on the right as follows

$$\begin{aligned} & \mathbb{E} \left[\sup_{\kappa \in I} \|\bar{E}_3(\kappa) - \check{E}_3(\kappa)\| \cdot \mathbb{1}_{\mathcal{B}^c} \right] \\ & \leq \frac{1}{\sqrt{N}} \sum_{i=1}^N \mathbb{E} \left[\sup_{\kappa \in I} \left\| \varepsilon_i(\kappa) X_i(\kappa) / \sqrt{T\kappa} \right\| \left\| [X_i(\kappa)' X_i(\kappa) / (T\kappa)]^{-1} - Q_i^{-1} \right\| \cdot \mathbb{1}_{\mathcal{B}^c} \right] \end{aligned}$$

The right side is upper bounded by $\frac{1}{\sqrt{N}} \sum_{i=1}^N E_i^{(3,1)} \cdot E^{(3,2)}$, where

$$E_i^{(3,1)} := \left\{ \mathbb{E} \left[\sup_{\kappa \in I} \left\| \varepsilon_i(\kappa) X_i(\kappa) / \sqrt{T\kappa} \right\|^2 \right] \right\}^{1/2}$$

$$E_i^{(3,2)} := \left\{ \mathbb{E} \left[\sup_{\kappa \in I} \mathbb{1}_{\mathcal{B}^c} \cdot \left\| [X_i(\kappa)' X_i(\kappa) / (T\kappa)]^{-1} - Q_i^{-1} \right\|^2 \right] \right\}^{1/2}.$$

According to Proposition C.3, part *ii*) $E_i^{(3,1)} \leq CT^\zeta$ for a $\zeta > 0$, which can be chosen arbitrarily small and a C , only depending on ζ (and in particular not on i). Moreover, $E_i^{(3,2)} \leq C$ for some C (again independent of i) according to Proposition B.3. These observations directly imply

$$\mathbb{E} \left[\sup_{\kappa \in I} \|\bar{E}_3(\kappa) - \check{E}_3(\kappa)\| \cdot \mathbb{1}_{\mathcal{B}^c} \right] = \mathcal{O}(\sqrt{N/TT^\zeta}).$$

Finally, to see that the right side is of order $o(N^{1/4})$ consider the simple calculation

$$\frac{(\sqrt{N/TT^\zeta})^2}{\sqrt{N}} = \frac{\sqrt{N}}{T^{1-2\zeta}}.$$

For $\zeta > 0$ sufficiently small, $1 - 2\zeta > \eta/2$ and the right side is of order $o(1)$ according to Assumption (N).

The proof for E_2 and its conditional expectation is conducted by similar techniques and is therefore omitted.

The proof for E_1 is more intricate than for the previous terms (as the remainders in the analysis are of larger magnitude). Let us first define the difference process

$$D(\kappa) := E_1(\kappa) - \tilde{E}_1(\kappa) = \frac{2}{\sqrt{TN}} \sum_{i=1}^N \varepsilon_i(\kappa)' X_i(\kappa) \left\{ [X_i(\kappa)' X_i(\kappa) / (T\kappa)]^{-1} - Q_i^{-1} \right\} [\beta_i - \bar{\beta}].$$

According to Proposition B.2 $D(\kappa) = D(\kappa) \cdot \mathbb{1}_{\mathcal{B}^c} + o_P(1)$ uniformly in κ . By the same techniques as in the proof of Proposition B.3 (that is Neumann expansion of the difference

$[X_i(\kappa)'X_i(\kappa)/(T\kappa)]^{-1} - Q_i^{-1}$, on the set \mathcal{B}^c) we can rewrite

$$D(\kappa) \cdot \mathbb{1}_{\mathcal{B}^c} = D_1(\kappa) + D_2(\kappa),$$

where

$$\begin{aligned} D_1(\kappa) &:= \frac{1}{\sqrt{TN}} \sum_{i=1}^N 2\varepsilon_i(\kappa)' X_i(\kappa) Q_i^{-1} \{Q_i - X_i(\kappa)' X_i(\kappa)/(T\kappa)\} Q_i^{-1} [\beta_i - \bar{\beta}] \cdot \mathbb{1}_{\mathcal{B}^c} \quad (\text{B.3}) \\ D_2(\kappa) &:= \mathcal{O}\left(\frac{1}{\sqrt{TN}} \sum_{i=1}^N \|Q_i - X_i(\kappa)' X_i(\kappa)/(T\kappa)\|^2\right) \end{aligned}$$

We now have to show the uniform rate of $o_P(1)$ for each of these terms individually.

According to Proposition B.1

$$\sup_{\kappa \in I} D_2(\kappa) = \mathcal{O}_P(\sqrt{N}/T) = o_P(1)$$

and thus it remains to derive an upper bound for $\sup_{\kappa \in I} D_1(\kappa)$. It is easy to show that $\mathbb{E}[D_1(p)^2] = o(1)$ (see Proposition C.1), and we will establish in Section C.3 that

$$\mathbb{E}\left[\sup_{\kappa \in I} [D_1(\kappa) - D_1(p)]^2\right] \leq CT^{-\zeta} \quad (\text{B.4})$$

for some $\zeta > 0$. This directly implies

$$\mathbb{E}\left[\sup_{\kappa \in I} D_1(\kappa)^2\right] = o(1).$$

□

C Bounds for sequential Processes

C.1 Technical Prerequisites

In order to conduct our proofs, we frequently consider sums of mixing random variables $(\Xi_z)_{z \in \mathcal{M}}$, where $\mathcal{M} \subset \mathbb{Z}^d$ is equipped with the maximum metric. In the next proposition

we present an upper bound for the moments of such a random variable. Recall that $x \vee y$ denotes the maximum of two numbers x and y .

Proposition C.1. *Suppose that $(\Xi_z)_{z \in \mathcal{M}}$ is an α -mixing field of random variables (see Definition 3.1), that $\phi > 1$ and $\chi > 0$ such that $\mathbb{E}|\Xi_z|^{\phi+\chi} < \infty \forall z \in \mathcal{M}$. Furthermore, assume that $f(c) < \infty$, where*

$$f(u) := \sum_{r \geq 1} r^{d(u-1)-1} \alpha(r)^{\frac{\chi}{\chi+u}} < \infty, \quad (\text{C.1})$$

and c is the smallest even integer $c \geq \phi$. Then there exists a constant C_1

$$\mathbb{E} \left| \sum_{z \in \mathcal{M}} \Xi_z \right|^\phi \leq C_1 \left(\sum_{z \in \mathcal{M}} \{ \mathbb{E} [|\Xi_z|^{\phi+\chi}]^{\frac{\phi}{\phi+\chi}} \vee 1 \} \right)^{(\phi/2) \vee 1}.$$

If $\phi = 2$, both " $\vee 1$ " can be dropped in the above formula. The constant C_1 only depends on the mixing coefficients and can be upper bounded as follows: $C_1 \leq C_2 C_3$, where C_2 only depends on ϕ and χ and $C_3 = C_3(f(1), f(2), \dots, f(c))$ is monotone in each component.

The proposition shows that the moments of order ϕ of the sum $\sum_{z \in \mathcal{M}} \Xi_z$ are (for $\phi \geq 2$) of size $\mathcal{O}(|\mathcal{M}|^{\phi/2})$, as in the independent case. The result follows from a Rosenthal type inequality for mixing random fields, which was first suggested in this setting by Doukhan (1994). However, we have based our result on the slightly weaker version derived by Fazekas et al. (2000), in order to control the constant C_1 more precisely. The theorem shows that the constant only depends on the mixing coefficients in a monotone fashion.

In our proofs, we consider stochastic processes indexed in κ . Therefore, we need inequalities to establish not only pointwise, but uniform boundedness. The following, simple result plays an important role in this context. Notice that in this proposition we consider a process indexed in a discrete index set, whereas κ lives on the continuous interval I . However, all processes introduced in Section 3.1 are for finite samples discrete (jumping) processes and only asymptotically continuous. This makes the following result applicable.

Proposition C.2. *Suppose a stochastic process $\mathcal{P} : \{Q, Q+1, \dots, R\} \times \Omega \rightarrow \mathbb{R}$ is given,*

where $R, Q \in \mathbb{N}$ with $Q < R$ and $\mathbb{E}\mathcal{P}(q)^2 < \infty$ for $q = Q, \dots, R$. Furthermore, suppose that for any $Q \leq L \leq U \leq R$ it holds that

$$\mathbb{E}[\mathcal{P}(U) - \mathcal{P}(L)]^2 \leq C_4|U - L| \quad (\text{C.2})$$

for some $C_4 > 0$. Then for any $\zeta_1 > 0$, there exists a constant C_5 , only depending on ζ_1 such that

$$\mathbb{E} \sup_{q=Q, Q+1, \dots, R} [\mathcal{P}(q) - \mathcal{P}(Q)]^2 \leq C_4 C_5 (R - Q)^{1+\zeta_1}.$$

Proof. We notice that one can rewrite $\mathcal{P}(U) - \mathcal{P}(L)$ as a sum of random variables

$$\mathcal{P}(U) - \mathcal{P}(L) = \sum_{s=L+1}^U [\mathcal{P}(s) - \mathcal{P}(s-1)].$$

Moreover it holds by assumption that

$$\mathbb{E}[\mathcal{P}(U) - \mathcal{P}(L)]^2 \leq C_4|U - L| \leq C_4|U - L|^{1+\zeta_1}$$

We now apply Theorem 3.1 from Moricz et al. (1982) with $g(i, j) = |i - j|$, $\alpha = 1 + \zeta_1$, which directly yields the desired result. \square

C.2 Moment Bounds

In this section, we gather a few results on the moments of random variables, which are used in the other sections. The proofs are based on applications of Propositions C.1 and C.2.

Proposition C.3. *Suppose that the Assumptions $(N), (\beta), (\varepsilon), (X)$ hold. Then the following statements are true, where $C > 0$ is a fixed constant (possibly depending on ζ) and $\zeta > 0$ can be made arbitrarily small.*

i) For any fixed but arbitrary $i \in \{1, \dots, N\}$

$$\mathbb{E} \|\varepsilon_i(\kappa)' X_i(\kappa) / \sqrt{T}\|^4 \leq C.$$

ii) For any fixed but arbitrary $i \in \{1, \dots, N\}$

$$\mathbb{E} \left[\sup_{\kappa \in I} \left\| \varepsilon_i(\kappa) X_i(\kappa) / \sqrt{T\kappa} \right\|^4 \right] \leq CT^\zeta.$$

iii) For any fixed but arbitrary $i \in \{1, \dots, N\}$

$$\mathbb{E} \left[\sup_{\kappa \in I} \left\| \varepsilon_i(\kappa) / \sqrt{T} \right\|^4 \right] \leq CT^\zeta.$$

iv) For fixed but arbitrary $k \in \{1, \dots, K\}$ and $i \in \{1, \dots, N\}$

$$\mathbb{E} \left[\sup_{\kappa \in I} \left| \frac{1}{\sqrt{NT\kappa}} \sum_{i=1}^N \sum_{t=1}^{\lfloor T\kappa \rfloor} \varepsilon_{i,t} (x'_{i,t} Q_i^{-1})_k \right|^2 \right] \leq CT^\zeta.$$

v) For any fixed but arbitrary $l, k \in \{1, \dots, K\}$, $i \in \{1, \dots, N\}$

$$\mathbb{E} \left[\sup_{\kappa \in I} \left| \frac{1}{T} \sum_{1 \leq s, t \leq \lfloor T\kappa \rfloor} (x_{i,t})_k (x_{i,s})_l [\varepsilon_{i,t} \varepsilon_{i,s} - \mathbb{E} \varepsilon_{i,t} \varepsilon_{i,s}] \right|^2 \right] \leq CT^\zeta.$$

vi) For fixed but arbitrary $h \in \{1, \dots, b\}$ and $i \in \{1, \dots, N\}$

$$\mathbb{E} \left[\sup_{\kappa \in I} \left| \frac{1}{\lfloor T\kappa \rfloor} \sum_{t=1}^{\lfloor T\kappa \rfloor - h} \{ \varepsilon_{i,t} \varepsilon_{i,t+h} - \mathbb{E} [\varepsilon_{i,t} \varepsilon_{i,t+h}] \} \right|^2 \right] \leq Cb^2 T^{-1+\zeta}.$$

vii) With \check{E}_2 defined in (A.5)

$$\mathbb{E} \left[\sup_{\kappa \in I} \check{E}_2(\kappa)^2 \right] \leq CT^{\zeta-1}.$$

Proof. i): We begin by noticing that $\varepsilon_i(\kappa)' X_i(\kappa)$ can be written as a sum

$$\varepsilon_i(\kappa)' X_i(\kappa) = \sum_{t=1}^{\lfloor T\kappa \rfloor} \varepsilon_{i,t} x_{i,t} = \left(\sum_{t=1}^{\lfloor T\kappa \rfloor} \varepsilon_{i,t} x_{i,t,k} \right)_{k=1, \dots, K}.$$

It suffices to bound the fourth moment entry-wise, so let $k \in \{1, \dots, K\}$ be fixed but

arbitrary. Notice that the moments of order $2M$ of $\varepsilon_{i,t}x_{i,t,k}$ are uniformly bounded, as

$$\mathbb{E}(\varepsilon_{i,t}x_{i,t,k})^{2M} = \mathbb{E}(\mathbb{E}[\varepsilon_{i,t}^{2M}|\mathbf{X}]x_{i,t,k}^{2M}) \leq C\mathbb{E}(x_{i,t,k}^{2M}) \leq C.$$

Here we have used exogeneity (Assumption $(\varepsilon), (1)$), existence of conditional moments of order $2M$ ($(\varepsilon), (3)$) and finally existence of $2M$ -moments of the regressors (Assumption $(X), (2)$). We now apply Proposition C.1 for $\phi = c = 4$ (moment), $d = 1$ (dimension of the array) and $\chi = 2M - 4$ (existing moments of $\varepsilon_{i,t}x_{i,t,k}$) to see that indeed

$$\mathbb{E}\left(\sum_{t=1}^{\lfloor T\kappa \rfloor} \varepsilon_{i,t}x_{i,t,k}\right)^2 \leq C.$$

Notice that the mixing condition (C.1) is met, as $a > 3M/(M-2)$ by Assumption $(\varepsilon), (5)$.

This proves the assertion.

ii): Recall the proof of the previous step: We can write $\varepsilon_i(\kappa)'X_i(\kappa)$ as a sequential sum process and in order to show the desired upper bound we can restrict ourselves to proving it for the k th entry (with $k \in \{1, \dots, K\}$ fixed but arbitrary). First notice that for any pair (L, U) of natural numbers which satisfies $1 \leq L < U \leq T$ the following inequality holds

$$\mathbb{E}\left|\sum_{t=L}^U \varepsilon_{i,t}x'_{i,t,k}/\sqrt{T}\right|^4 \leq C(|U - L|/T)^2,$$

where C is independent of i, N, T, L, U . The argument is the same as in the previous step (Application of Proposition C.1, with the same parameter specifications). This inequality is the sufficient condition (C.2) and we can hence apply Proposition C.2, which directly implies:

$$\mathbb{E}\left[\sup_{p \leq \kappa 1} \left|\sum_{t=1}^{\lfloor T\kappa \rfloor} \varepsilon_{i,t}x_{i,t,k}\right|^4\right] \leq CT^\zeta.$$

iii): The proof follows in the same way as the previous one and is therefore omitted.

iv): Let k be fixed but arbitrary. Notice that the random variables $(\varepsilon_{i,t}(x'_{i,t}Q_i^{-1})_k)_{t=1,\dots,T}$ are α -mixing according to Assumption $(\varepsilon), (5)$ and that their $2M$ -moments exist and are

uniformly bounded. To see this consider the following calculation:

$$\mathbb{E}(\varepsilon_{i,t}(x'_{i,t}Q_i^{-1})_k)^{2M} = \mathbb{E}\{\mathbb{E}[\varepsilon_{i,t}^{2M}|\mathbf{X}](x'_{i,t}Q_i^{-1})_k^{2M}\} \leq C\mathbb{E}\{(x'_{i,t}Q_i^{-1})_k^{2M}\} \leq C\mathbb{E}\{\|x_{i,t}\|^{2M}\} \leq C.$$

In the first inequality we have used Assumption (ε) , (3), in the second the uniform boundedness of Q_i^{-1} (see Assumption (X) , (3)) and in the last Assumption (X) , (2) Proposition C.1 (with $c = \phi = d = 2$ and $\chi = 2M - 2$) implies that

$$\mathbb{E}\left\{\sum_{i=1}^N \sum_{t=L}^U \varepsilon_{i,t}(x'_{i,t}Q_i^{-1})_k\right\}^2 \leq CN|U - L|,$$

for any $1 \leq L \leq U \leq T$ and some universal constant C (note that assumption (C.1) indeed holds due to our mixing conditions). This inequality corresponds to the condition (C.2) of Proposition C.2 which, yields the desired result for some universal constant C depending on ζ but not on N or T .

v): The proof works by the same techniques as that of the previous step and is therefore omitted.

vi): Recall the definition of b in Proposition 3.5. The proof again follows by the maximal inequality in Proposition C.2. In order to apply it, we demonstrate that

$$\mathbb{E}\left[\sum_{t=L}^U \varepsilon_{i,t}\varepsilon_{i,t-h} - \mathbb{E}\varepsilon_{i,t}\varepsilon_{i,t-h}\right]^2 \leq Cb^2|U - L|, \quad (\text{C.3})$$

for any $1 \leq L \leq U \leq T$ and a constant $C > 0$ which is independent of h . The inequality (C.3) follows by a similar, but stronger result than Proposition C.1. To see the necessity of a stronger result, notice that while $\varepsilon_{i,t}\varepsilon_{i,t-h}$ for fixed h still satisfies the mixing condition described in Assumption (ε) , (5), the constant in the mixing condition is not uniform in h anymore. We hence use Remark 1 in Fazekas et al. (2000), which shows that the constant satisfies $C(h) \leq Ch \leq Cb$. An application of Theorem 1 of Fazekas et al. (2000) yields the desired result in (C.3) (the conditions of the cited result match those of Proposition

C.1). From (C.3) together with Proposition C.2 follows the desired result.

To get an intuitive understanding for the argument, the reader may consider a pointwise application of Proposition C.1 for $\phi = c = 2, \chi = M - 2$, which if C was uniform gives (C.3).

vii): We want to apply the maximal inequality from Proposition C.2. For this purpose, we define for $k = 1, \dots, K$

$$\check{E}_{2,k}(L) := \sum_{i=1}^N \sum_{s,t=1}^L (x'_{i,t} Q_i^{-1})_k (\varepsilon_{i,t} \varepsilon_{i,s} - \sigma_{i,i} \tau(t-s)) (x'_{i,s} Q_i^{-1})_k.$$

and notice that by construction $\check{E}_2(\kappa) = \frac{1}{(T\kappa)\sqrt{TN}} \sum_{k=1}^K \check{E}_{2,k}(\lfloor T\kappa \rfloor)$. We consider each term $\check{E}_{2,k}$ separately. More precisely, we show that for any $k \in \{1, \dots, K\}$ the inequality

$$\mathbb{E} |\check{E}_{2,k}(L) - \check{E}_{2,k}(U)|^2 \leq C(|U - L|TN) \quad (\text{C.4})$$

holds, for all $1 \leq L \leq U \leq T$ and some universal constant C . To see that (C.4) holds, we first decompose the difference $\check{E}_{2,k}(L) - \check{E}_{2,k}(U)$ as follows:

$$\begin{aligned} |\check{E}_{2,k}(L) - \check{E}_{2,k}(U)| &\leq 2 \left| \sum_{i=1}^N \sum_{s=1}^L \sum_{t=L}^U (x'_{i,t} Q_i^{-1})_k (\varepsilon_{i,t} \varepsilon_{i,s} - \sigma_{i,i} \tau(t-s)) (x'_{i,s} Q_i^{-1})_k \right| \\ &\quad + \left| \sum_{i=1}^N \sum_{s=L}^U \sum_{t=L}^U (x'_{i,t} Q_i^{-1})_k (\varepsilon_{i,t} \varepsilon_{i,s} - \sigma_{i,i} \tau(t-s)) (x'_{i,s} Q_i^{-1})_k \right| \end{aligned}$$

Both sums on the right consist of three-dimensional arrays of strongly mixing random variables with expectation 0 and existing moments of order M . The second moment of each sum is upper bounded in same fashion and thus we only focus on the first one. We can apply Proposition C.1 with $d = 2, c = 2, \chi = M - 2$, which gives

$$\mathbb{E} \left| \sum_{i=1}^N \sum_{s=1}^L \sum_{t=L}^U (x'_{i,t} Q_i^{-1})_l (\varepsilon_{i,t} \varepsilon_{i,s} - \sigma_{i,i} \tau(t-s)) (x'_{i,s} Q_i^{-1})_l \right|^2 \leq C(|U - L|TN).$$

(note that condition (C.1) in Proposition C.1 is satisfied because $a > 2M/(M-2)$). This

implies (C.4) and hence, as K is finite we obtain

$$\mathbb{E} \left[\sum_{k=1}^K \check{E}_{2,k}(L) - \sum_{k=1}^K \check{E}_{2,k}(U) \right]^2 \leq C(|U - L|TN).$$

Defining $\check{E}_2(0) = 0$ it follows from Proposition C.2

$$\mathbb{E} \left[\sup_{\kappa \in I} |\check{E}_2(\kappa)| \right]^2 \leq \mathbb{E} \left[\sup_{0 \leq \kappa \leq 1} |\check{E}_2(\kappa)|^2 \right] \leq CT^{\zeta-1}$$

□

C.3 Proof of (B.4)

In this section we prove the identity (B.4). Recall the definition of the stochastic process $D_1(\kappa)$ defined in (B.3). In order to make the subsequent derivations easier, we use a different index notation in the course of this proof. Instead of using a notation depending on κ to indicate that a quantity depends on the first $\lfloor T\kappa \rfloor$ data points, we use the notation $\lfloor T\kappa \rfloor$. For example, $\varepsilon_i(\kappa)$ will be denoted by $\varepsilon_i(\lfloor T\kappa \rfloor)$, which also explains the notation $\varepsilon_i(L)$ meaning that the first L data points are used. Similarly, we use the notations $D_1(L)$ instead of $D_1(\kappa)$.

We want to employ Proposition C.2 and therefore consider for $\lfloor pT \rfloor \leq L \leq U \leq T$ the difference $D_1(U) - D_1(L)$. If we can show

$$\mathbb{E}(D_1(U) - D_1(L))^2 \leq CT^{-2\zeta-1}|U - L| \tag{C.5}$$

(see condition (C.2)) for some $\zeta > 0$ and some constant C , it follows by Proposition C.2 that

$$\mathbb{E}[\sup_{\kappa \in I} [D_1(T) - D_1(\lfloor pT \rfloor)]^2] \leq CT^{\zeta-2\zeta} = CT^{-\zeta},$$

which is (B.4).

For a proof of (C.5) we use the decomposition

$$D_1(U) - D_1(L) = A_1 + A_2 + A_3, \quad (\text{C.6})$$

where

$$\begin{aligned} A_1 &:= \frac{U/T}{\sqrt{TN}} \sum_{i=1}^N 2\{\varepsilon_i(U) - \varepsilon_i(L)\}' X_i(U) Q_i^{-1} \{Q_i - X_i(U)' X_i(U)/U\} Q_i^{-1} [\beta_i - \bar{\beta}] \mathbb{1}_{\mathcal{B}^c} \\ A_2 &:= \frac{U/T}{\sqrt{TN}} \sum_{i=1}^N 2\varepsilon_i(L)' \{X_i(U) - X_i(L)\} Q_i^{-1} \{Q_i - X_i(U)' X_i(U)/U\} Q_i^{-1} [\beta_i - \bar{\beta}] \mathbb{1}_{\mathcal{B}^c} \\ A_3 &:= \frac{U/T}{\sqrt{TN}} \sum_{i=1}^N 2\varepsilon_i(L)' X_i(L) Q_i^{-1} \{X_i(L)' X_i(L)/L - X_i(U)' X_i(U)/U\} Q_i^{-1} [\beta_i - \bar{\beta}] \mathbb{1}_{\mathcal{B}^c}. \end{aligned}$$

Obviously, (C.5) follows from a corresponding estimate for each term A_ℓ ($\ell = 1, 2, 3$), i.e.

$$\mathbb{E} A_\ell^2 \leq C|U - L|T^{-2\zeta-1} \quad (\text{C.7})$$

for a sufficiently small $\zeta > 0$. We focus on the terms A_1 and A_3 , the term A_2 can be treated similarly.

For the term A_1 we use Proposition C.1 with $\phi = c = 2$ and $\chi < 2$ but very close 2 (we will specify it more precisely below), such that

$$a > \frac{3(M + 2 \vee 2\eta)}{M - 2 \vee 2\eta} > \frac{\chi + 2}{\chi}$$

(recall inequality (3.5) in Assumption $(\varepsilon), (5)$). Hence, the summability condition (C.1) in Proposition C.1 applies and we get

$$\mathbb{E} A_1^2 \leq \frac{C}{N} \sum_{i=1}^N A_{1,i} \quad (\text{C.8})$$

where

$$A_{1,i} = \mathbb{E}[2\{\varepsilon_i(U) - \varepsilon_i(L)\}' X_i(U) Q_i^{-1} \{Q_i - X_i(U)' X_i(U)/U\} Q_i^{-1} [\beta_i - \bar{\beta}] \mathbb{1}_{\mathcal{B}^c}]^{2+\chi}^{\frac{2}{2+\chi}}$$

We can now upper bound the term $A_{1,i}$ follows:

$$\begin{aligned} A_{1,i} &\leq C \{\mathbb{E} \|\{\varepsilon_i(U) - \varepsilon_i(L)\}' X_i(U) / \sqrt{T}\|^{2+\chi} \|\{Q_i - X_i(U)' X_i(U) / U\} \mathbb{1}_{\mathcal{B}^c}\|^{2+\chi}\}^{\frac{2}{2+\chi}} \\ &\leq C B_{1,1,i} \cdot B_{1,2,i}, \end{aligned} \quad (\text{C.9})$$

where

$$\begin{aligned} B_{1,1,i} &:= \{\mathbb{E} \|\{\varepsilon_i(U) - \varepsilon_i(L)\}' X_i(U) / \sqrt{T}\|^4\}^{1/2} \\ B_{1,2,i} &:= \{\mathbb{E} \|\{Q_i - X_i(U)' X_i(U) / U\} \mathbb{1}_{\mathcal{B}^c}\|^{4(2+\chi)/(2-\chi)}\}^{(2-\chi)/(2(2+\chi))}. \end{aligned}$$

and we have used the Hölder inequality and the fact that the quantities $\|Q_i^{-1}\|$ and $\beta_i - \bar{\beta}$ are bounded (see Assumptions (β) and (X) , (3)). Beginning with $B_{1,1,i}$, we see that

$$B_{1,1,i}^2 = \mathbb{E} \left\| \sum_{t=L}^U \varepsilon_{i,t} x'_{i,t} / \sqrt{T} \right\|^4 \leq C \max_{k=1,\dots,K} \mathbb{E} \left| \sum_{t=L}^U \varepsilon_{i,t} x'_{i,t,k} / \sqrt{T} \right|^4 \leq C (|U - L|/T)^2, \quad (\text{C.10})$$

where the last equality follows from Proposition C.1 with $\phi = c = 4$, $\chi = 2M - 4$, $d = 1$ (note that the summability condition is met as a in particular satisfies $a > 3M/(M - 2)$).

To derive an estimate of $B_{1,2,i}$ we note that the random variable $\|\{Q_i - X_i(U)' X_i(U) / U\} \mathbb{1}_{\mathcal{B}^c}\|$ is by definition of \mathcal{B} (see (A.8)) uniformly bounded (with respect to i). Consequently, we may upper bound its moment of arbitrary order by the 2η th moment, times some constant C , which depends only on the range of the random variable. Hence

$$B_{1,2,i} \leq C \{\mathbb{E} \|\{Q_i - X_i(U)' X_i(U) / U\} \mathbb{1}_{\mathcal{B}^c}\|^{2\eta}\}^{(2-\chi)/(2(2+\chi))} \leq C T^{-\eta(2-\chi)/(2(2+\chi))},$$

where we have used Proposition B.1 in the last step. The result in (C.7) now follows by combining this estimate with (C.8), (C.9) and (C.10).

Next we turn to the term A_3 in the decomposition (C.6). The first step is similar as for A_1 . According to Proposition C.1 we can upper bound the second moment of A_3 as

follows: In the proposition let $\phi = c = 2$ and $\chi < 2$ be sufficiently close to 2, such that

$$a > \frac{\chi + 2}{\chi}.$$

Hence the summability condition in Proposition C.1 applies and we get

$$\mathbb{E}A_3^2 \leq \frac{C}{N} \sum_{i=1}^N A_{3,i}, \quad (\text{C.11})$$

where

$$A_{3,i} = \mathbb{E}[|\varepsilon_i(L)'X_i(L)\sqrt{T}Q_i^{-1}\{X_i(U)'X_i(U)/U - X_i(L)'X_i(L)/L\}Q_i^{-1}[\beta_i - \bar{\beta}]\mathbb{1}_{\mathcal{B}^c}|^{2+\chi}]^{\frac{2}{2+\chi}}.$$

The Hölder inequality yields

$$\begin{aligned} A_{3,i} &\leq C\mathbb{E}[\|\varepsilon_i(L)'X_i(L)/\sqrt{T}\|^{2+\chi}\|X_i(U)'X_i(U)/U - X_i(L)'X_i(L)/L\|^{2+\chi}\mathbb{1}_{\mathcal{B}^c}]^{\frac{2}{2+\chi}} \\ &\leq CB_{3,1,i} \cdot B_{3,2,i}, \end{aligned} \quad (\text{C.12})$$

where

$$\begin{aligned} B_{3,1,i} &:= \{\mathbb{E}[\|\varepsilon_i(L)'X_i(L)/\sqrt{T}\|^4]\}^{1/2} \\ B_{3,2,i} &:= \{\mathbb{E}\|X_i(U)'X_i(U)/U - X_i(L)'X_i(L)/L\|\mathbb{1}_{\mathcal{B}^c}\}^{4(2+\chi)/(2-\chi)}\}^{(2-\chi)/(2(2+\chi))}. \end{aligned}$$

$B_{3,1,i}$ is bounded according to Proposition C.3, part *i*). For $B_{3,2,i}$ we note that

$$\frac{T}{U-L}(X_i(U)'X_i(U)/U - X_i(L)'X_i(L)/L) = B_{3,2,1,i} + B_{3,2,2,i},$$

where

$$\begin{aligned} B_{3,2,1,i} &= -\frac{T}{UL} \sum_{t=1}^L (x_{i,t}x'_{i,t} - Q_i) \\ B_{3,2,2,i} &= \frac{T}{U(U-L)} \sum_{t=L+1}^U (x_{i,t}x'_{i,t} - Q_i) \end{aligned}$$

We can now show for each of these terms separately that

$$\{\mathbb{E}(\|B_{3,2,\ell,i}\| \mathbb{1}_{\mathcal{B}^c})^{4(2+\chi)/(2-\chi)}\}^{(2-\chi)/(2(2+\chi))} \leq CT^{-\zeta} \quad (\ell = 1, 2), \quad (\text{C.13})$$

where we restrict ourselves to a discussion of $\|B_{3,2,1,i}\| \mathbb{1}_{\mathcal{B}^c}$ for the sake of brevity. Note that on the event \mathcal{B}^c the sum $B_{3,2,1,i}$ is bounded. As a consequence we can upper bound the moment of order $4(2+\chi)/(2-\chi)$ by a constant times a moment of order $1+\delta$, for some arbitrarily small $\delta > 0$. Consequently, it is sufficient to show

$$\mathbb{E}\|B_{3,2,1,i}\|^{1+\delta} \leq CT^{-\zeta}. \quad (\text{C.14})$$

To show this estimate we first note that in the definition of $B_{3,2,1,i}$ we can replace the matrix Q_i in the sum by the expectations $\mathbb{E}[x_{i,t}x'_{i,t}]$ only incurring an error of size C/\sqrt{T} (see Assumption (X), (1)), that is

$$|B_{3,2,1,i} - \tilde{B}_{3,2,1,i}| \leq C/\sqrt{T}, \quad (\text{C.15})$$

where

$$\tilde{B}_{3,2,1,i} = -\frac{T}{UL} \sum_{t=1}^L (x_{i,t}x'_{i,t} - \mathbb{E}[x_{i,t}x'_{i,t}]).$$

We now consider each entry of the $K \times K$ -matrix separately, where we focus as example on the first one (with index $(1, 1)$) considering

$$\mathbb{E}|(\tilde{B}_{3,2,1,i})_{1,1}^{1+\delta}| = \left(\frac{T}{U}\right)^{1+\delta} \mathbb{E}\left|\frac{1}{L} \sum_{t=1}^L ((x_{i,t}x'_{i,t})_{1,1} - \mathbb{E}(x_{i,t}x'_{i,t})_{1,1})\right|^{1+\delta}.$$

Notice that T/U is bounded by a constant (recall that the indexing interval for κ is bounded away from zero). The above moment is bounded by $CL^{-\zeta}$ for some $\zeta > 0$, which follows from Proposition C.1 with $\phi = 1 + \delta, c = 2, d = 1, \chi = M - 1 - \delta$ (note that the summability condition holds for $a > (M - 3)/(M - 1)$ if δ is chosen sufficiently small). Now $L^{-\zeta} \leq CT^{-\zeta}$ and consequently, using the same argument for the other entries in the

matrix $B_{3,2,1,i}$, we have shown that

$$\mathbb{E}\|\tilde{B}_{3,2,1,i}\|^{1+\delta} \leq CT^{-\zeta}. \quad (\text{C.16})$$

We can now establish (C.14) by combining (C.15) and (C.16). This proves (C.7) for the case $\ell = 3$.

Similar arguments yield the corresponding statement in the case $\ell = 2$ and it follows from (C.6) that (C.5) holds.