

Nonstationary Bandit Learning via Predictive Sampling

Yueyang Liu, Benjamin Van Roy, Kuang Xu

December 9, 2022

Abstract

Thompson sampling has proven effective across a wide range of stationary bandit environments. However, as we demonstrate in this paper, it can perform poorly when applied to nonstationary environments. We show that such failures are attributed to the fact that, when exploring, the algorithm does not differentiate actions based on how quickly the information acquired loses its usefulness due to nonstationarity. Building upon this insight, we propose predictive sampling, which extends Thompson sampling to do this. We establish a Bayesian regret bound and establish that, in nonstationary bandit environments, the regret incurred by Thompson sampling can far exceed that of predictive sampling. We also present implementations of predictive sampling that scale to complex bandit environments of practical interest in a computationally tractable manner. Through simulations, we demonstrate that predictive sampling outperforms Thompson sampling and other state-of-the-art algorithms across a wide range of nonstationary bandit environments.

1 Introduction

Though first proposed nine decades ago, Thompson sampling (Thompson, 1933) is now enjoying a surge of interest among industry practitioners and academics. Its popularity is driven by its effectiveness across many bandit environments and the manner in which it accommodates scalable implementations (Russo et al., 2018). Adaptations of Thompson sampling have now been successfully applied in a wide variety of domains, including revenue management (Ferreira et al., 2018), marketing (Schwartz et al., 2017), website optimization (Hill et al., 2017), Monte Carlo tree search (Bai et al., 2013), A/B testing (Graepel et al., 2010), Internet advertising (Graepel et al., 2010; Agarwal, 2013; Agarwal et al., 2014), recommendation systems (Kawale et al., 2015), hyperparameter tuning (Kandasamy et al., 2018), and arcade games (Osband et al., 2016); and have been used at several companies, including Adobe, Amazon (Hill et al., 2017), Google (Scott, 2010, 2015), LinkedIn (Agarwal, 2013; Agarwal et al., 2014), Meta, Microsoft (Graepel et al., 2010), Netflix, and Twitter.

Thompson sampling operates by sampling at each timestep statistically plausible mean rewards and selecting the action that maximizes among them. Its efficacy in stationary bandit environments has been established through empirical and theoretical analyses (Agrawal and Goyal, 2012; Chapelle and Li, 2011; Russo and Van Roy, 2014). Practical applications, however, inevitably exhibit nonstationarities. For example, a recommender system ought to account for the fact that customer preferences drift over time. While variations of Thompson sampling have been proposed to address such nonstationarities (Ghatak, 2021; Gupta et al., 2011; Mellor and Shapiro, 2013; Raj and Kalyani, 2017; Trovo et al., 2020; Viappiani, 2013), for reasons we will explain, these leave substantial room for improvement. In this paper, we propose a new approach—predictive sampling—which generalizes Thompson sampling to address nonstationary bandit environments while retaining effectiveness and scalability.

A main point we make in this paper is that, when investing to acquire information about an action in a nonstationary bandit environment, an agent should carefully consider the duration over which and the extent to which that information will remain useful. Unlike in a stationary environment, where information about an action remains equally useful across all future timesteps, the usefulness of information in a nonstationary

environment often decays as the reward distribution fluctuates randomly. If the information will quickly become less useful, the agent ought to be less inclined to invest in acquiring it.

Notably, such considerations around weighing exploration by their value in informing future rewards are absent in Thompson sampling. For instance, it is often possible for two actions with distinct nonstationary dynamics to have similar posterior mean reward distributions at a certain point in time, in which case a Thompson sampling agent would explore both actions with equal intensity. Through didactic examples, we show that these traits of Thompson sampling can lead to near worst-case performance in some nonstationary bandit environments (see Section 2).

The above insights motivate our proposal of predictive sampling as an algorithm for nonstationary bandit learning. A predictive sampling agent at each timestep samples a sequence of future rewards and acts optimally while pretending that the sample is the sequence of true rewards (see Section 4). When the environment is stationary, we demonstrate that a predictive sampling agent and a Thompson sampling agent execute the same policy. When the environment is nonstationary, however, a predictive sampling agent explores less those actions that offer information that becomes less useful in future. In other words, a predictive sampling agent successfully deprioritizes acquiring information that quickly loses usefulness.

We establish a general regret bound that can be applied to any agent, and apply it to predictive sampling to analyze the performance of the algorithm. The regret bound of predictive sampling grows linearly in $\sqrt{T}\Delta$, where T is the horizon, and Δ measures the total amount of useful information that can be acquired by an agent. When the environment is stationary, Δ is independent of T , and we recover a bound that is linear in \sqrt{T} . When Δ is linear in T , as is typically the case in nonstationary environments that continually produce new information to evolve reward distributions, the bound becomes linear in T .

We focus on a particularly important class of nonstationary Bernoulli bandit environments that generalizes the constant rate per-arm abrupt switching model (Mellor and Shapiro, 2013), where we establish a regret lower bound that we can compare an upper bound with. The lower bound on the regret incurred by any agent is linear in T , suggesting that the regret’s linear dependence on the time horizon is fundamental. In addition, the upper bound for predictive sampling, which is also linear in T , exhibits a graceful dependence on environment parameters in these models, which demonstrates the effectiveness of predictive sampling across a range of such environments.

To assess the advantage of predictive sampling over Thompson sampling, we develop efficient implementation of predictive sampling in a class of nonstationary Gaussian bandits. In addition, we develop approximation of predictive sampling with efficient implementation in a class of nonstationary logistic bandits. Our numerical results demonstrate that predictive sampling outperforms Thompson sampling across all these nonstationary bandit environments.

Finally, it is worth mentioning that, similar to Thompson sampling, a number of algorithms proposed in the literature (Besbes et al., 2019; Besson and Kaufmann, 2019; Cheung et al., 2019; Garivier and Moulines, 2008; Ghatak, 2021; Gupta et al., 2011; Hartland et al., 2006; Kocsis and Szepesvári, 2006; Mellor and Shapiro, 2013; Raj and Kalyani, 2017; Trovo et al., 2020; Viappiani, 2013) also do not intelligently account for future usefulness of information in selecting actions. Through simulated experiments, we compare predictive sampling against a number of such algorithms. The results suggest that predictive sampling attains superior performance because it deprioritizes those actions that offers information that will become less useful more quickly.

Primary contributions The three primary contributions of this paper are: (1) evidence that conveys how and why Thompson sampling and its variations are unsuitable for nonstationary bandit environments, (2) a proposal and analysis of predictive sampling for nonstationary bandit learning, and (3) examples and approximations of predictive sampling that are computationally tractable and apply to a broad range of complex bandit environments of practical interest.

Structure of the paper The remainder of the paper proceeds as follows. Section 2 provides an didactic example to illustrate how and why Thompson sampling produces unsatisfactory performance in some nonstationary bandit environments. Section 3 presents a general formulation of a bandit environment. Section 4 formally introduces predictive sampling, along with tractable examples and approximations. Sections 5 and 6 present regret analysis and numerical experiments. The probabilistic framework, information-theoretic

notation and concepts, and technical proofs are presented in the appendix.

2 Motivation

This section demonstrates that Thompson sampling does not work as well in nonstationary environments as it does in stationary ones, because it does not account for the future value of information. In some nonstationary environments, Thompson sampling performs close to the worst possible agent. We also show that the same holds true for variations of Thompson sampling that were proposed in the literature.

2.1 Tossing random coins

Suppose you engage in a sequence of decisions where, at each timestep, you choose between one of two biased coins to toss and receive a payoff of \$1 if the coin lands heads and \$0 otherwise. This environment is illustrated in Figure 1. The first coin is known to land heads with probability $p_1 = 0.99$. The second coin, on the other hand, is drawn from a bag that holds an infinite number of extremely biased coins, half of which always land heads and the other half always land tails. At each timestep, there is a high probability, say 0.99, that the second coin is replaced by a new one drawn from the bag. The bias of the second coin, which we denote by $p_{t,2}$, takes 0 and 1 with equal probability, and changes over time.

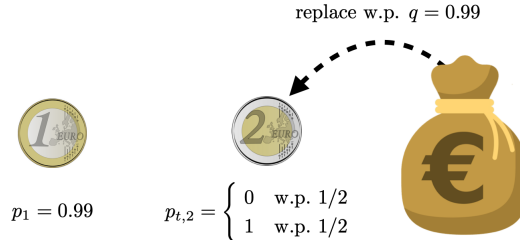


Figure 1: Choosing between two coins: one with bias $p_1 = 0.99$ and the other with bias $p_{t,2}$ of either 1 or 0. The second coin is replaced each time with probability 0.99.

In this environment, there is a high probability that what is learned from tossing the second coin becomes irrelevant after the toss. As such, the optimal strategy would be to only ever toss the first coin, accumulating payoffs at an expected rate of 99¢ per timestep, instead of the second coin, which would offer payoffs at an expected rate close to 50¢ per timestep.

Although Thompson sampling (TS) offers an approach to making such sequential decisions, it turns out to be suboptimal in the environment shown in Figure 1, identified by the biases p_1 and $p_{t,2}$. At each timestep, the algorithm samples from the posterior distribution of environments and selects an action that would maximize immediate expected payoff in the sampled environment. Because the first is known, at each timestep t , TS takes its sample to be $\hat{p}_{t,1} = p_1 = 0.99$. The second coin, on the other hand, is replaced with high probability at each time, and when it is replaced, the bias becomes 0 or 1 with equal probability. So $\hat{p}_{t,2} = 1$ with a probability that is close to $\frac{1}{2}$. In particular, a simple derivation shows that $\hat{p}_{t,2} = 1$ with a probability that lies in $(0.495, 0.505)$. As such, TS samples the second coin with this probability, which offers payoffs at an expected rate of at most 75¢ per timestep. This clearly falls far short of the 99¢ rate that would be earned by repeatedly tossing the first coin.

2.2 How bad can TS be?

Now that we have demonstrated that TS deviates from the optimal strategy in some nonstationary environments, we next characterize how bad TS can be. Indeed, it can perform close to a worst-performing agent

in some environments. Consider a variation of the environment of Figure 1, where the decision at each time is to choose among K coins to toss, where $K \geq 2$, instead of between two coins. The third through K -th coins are independent copies of the second coin. That is, each of these coins are drawn independently from the bag and is replaced independently at each time with probability 0.99. In addition, with this variation, almost all coins in the bag have bias 0: suppose that 99% of the coins in the bag have bias 0 and the rest have bias 1. Figure 2 illustrates this.

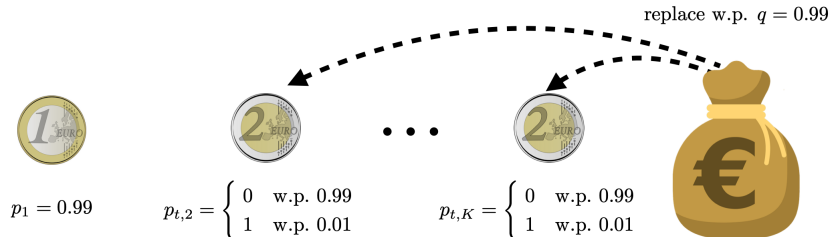


Figure 2: Choosing among K coins: the third through K -th coins are independent copies of the second coin.

With this environment, TS takes $\hat{p}_{t,1} = 0.99$ as before. At each time, each of the second through the K -th coin is independently replaced with a positive probability 0.99 and that the bag contains a positive proportion 0.01 of coins with bias 1. As such, $\hat{p}_{t,k} = 1$ with a positive probability, for $k \in \{2, \dots, K\}$. When K is sufficiently large, by maximizing among $\hat{p}_{t,1}, \hat{p}_{t,2}, \dots, \hat{p}_{t,K}$, TS selects one of the second through the K -th coins with a sufficiently large probability; the probability converges to 1 as $K \rightarrow \infty$.

Observe that with this environment, tossing the first coin yields an expected payoff at the rate of 99¢ per timestep. In addition, tossing any of the second through the K -th coin yields an expected payoff at a rate that is close to 0¢; a simple derivation reveals that this rate is less than 2¢ per timestep. As such, when K is sufficiently large, TS collects an expected payoff that is at most 2¢ per timestep, much smaller than the rate of 99¢ accumulated by only ever selecting the first coin.

This result can be generalized to establish that there always exist an environment with multiple coins such that TS accumulates an expected payoff that is arbitrarily close to 0 and that the optimal strategy accumulates an expected payoff that is arbitrarily close to 1. Since payoffs in such environments are binary-valued, this indicates that TS performs almost as badly as the worst-possible agent for this environment. Because the environment of tossing multiple random coins corresponds to a Bernoulli bandit environment with multiple actions, the result is formally established in Theorem 2 using the language of bandits. Indeed, Theorem 2 establishes a stronger result that also concerns predictive sampling, so we defer further discussions to Section 4 after to formally introduce predictive sampling.

2.3 Existing variations of TS don't fix the issue

Recall that TS maintains a posterior distribution of the environment. A number of algorithms, e.g. TS with change-detection (Ghatak, 2021), dynamic TS (Gupta et al., 2011), change-point TS (Mellor and Shapiro, 2013), discounted TS (Raj and Kalyani, 2017), sliding-window TS (Trovo et al., 2020), reset-aware TS (Viappiani, 2013) that were proposed for nonstationary bandit environments differ from TS in that they use various heuristics to approximate this posterior distribution. Each algorithm, similar to what TS would do, then samples from the approximate posterior distribution, and selects an action that optimizes the expected payoff in the sampled environment. These algorithms are what we refer to as existing variations of TS.

Recall that TS would invest in learning about coins that will quickly be replaced. Intuitively, these variations would similarly make such investments. A careful reader is able to verify that the arguments about TS with each of the environments that were introduced in this section carry over to the variations

of TS, sentence by sentence. Hence, existing variations of TS also do not perform well in nonstationary environments.

3 Bandit environments

This section introduces the general formulation of a bandit environment and useful notations.

We first formalize the concept of a bandit environment, in which all random quantities are defined with respect to a probability space $(\Omega, \mathcal{F}, \mathbb{P})$. Let \mathcal{A} be a finite set, and $\{R_t\}_{t=1}^{+\infty}$ be a random sequence of vectors in $\mathbb{R}^{|\mathcal{A}|}$, indexed by \mathcal{A} . Then the sequence $\{R_t\}_{t=1}^{+\infty}$ represents a bandit environment with a finite set \mathcal{A} of actions, and each $R_{t+1,a}$ for $a \in \mathcal{A}$ represents the reward that will be realized if an agent executes action a at timestep t .

Below we introduce a stationary bandit environment. A bandit environment is *nonstationary* if it is not stationary. These definitions were originally proposed in (Liu et al., 2022b).

Definition 1. stationary bandit environment. A bandit environment $\{R_t\}_{t=1}^{+\infty}$ is stationary if for all $T \in \mathbb{Z}_+$, any sequence of actions $\{a_k\}_{k=1}^T$ and any sequences of distinct timesteps $\{t_k\}_{k=1}^T$ and $\{t'_k\}_{k=1}^T$, the sequences of rewards $\{R_{t_k, a_k}\}_{k=1}^T$ and $\{R_{t'_k, a_k}\}_{k=1}^T$ equal in distribution

Let $\{a_k\}_{k=1}^{|\mathcal{A}|}$ be the sequence of distinct actions in \mathcal{A} . With a stationary bandit environment, we use P to denote the distribution of the sequence of rewards $\{R_{k, a_k}\}_{k=1}^{|\mathcal{A}|}$. We refer to P as the distribution of rewards, and we say that P *generates* the stationary environment.

Let \mathcal{H} denote the set of all sequences of a finite number of action-reward pairs. We refer to the elements of \mathcal{H} as *histories*. Below we provide a formal definition of a *policy*.

Definition 2. policy. A policy π is a function that maps a history in \mathcal{H} to a probability distribution over \mathcal{A} .

So a policy π assigns, for each realization of history $h \in \mathcal{H}$, a probability $\pi(a|h)$ of choosing an action a for all $a \in \mathcal{A}$. Let H_0^π be the empty history and for each time $t \in \mathbb{Z}_{++}$ let $H_t^\pi = (A_0^\pi, R_{1, A_0^\pi}, \dots, A_{t-1}^\pi, R_{t, A_{t-1}^\pi})$, where $\mathbb{P}(A_t^\pi \in \cdot | H_t^\pi) = \pi(\cdot | H_t^\pi)$. Then H_t^π represents the history generated as an agent executes policy π by sampling each action A_t^π from $\pi(\cdot | H_t^\pi)$ and receives the reward R_{t+1, A_t^π} .

Much of the work presented in this paper studies an agent that executes a specific policy, i.e., predictive sampling. When it is clear from context, we suppress superscripts that indicate this. For example, we use H_t for the history generated as an agent executes predictive sampling, and A_t for the action.

4 Predictive sampling

This section introduces predictive sampling, which is designed around the insight that an agent should ideally deprioritize acquiring information that quickly loses its usefulness.

4.1 Learning target

We first introduce the notion of a learning target, which is central to algorithm design in bandit learning. Many algorithms are designed to trade off between information acquisition and immediate reward optimization. In such contexts, a learning target (Arumugam and Van Roy, 2021a,b; Lu et al., 2021) is a random variable about which an agent aims to acquire information. With a stationary bandit, a natural learning target is the reward distribution, and many agents trade off between immediate reward and information about this distribution.

However, when the environment is nonstationary, an agent should deprioritize information that is losing its usefulness. The algorithmic design principle of taking $R_{t+2:\infty}$ to be the learning target addresses this. To see why, observe that the agent trades off between acquiring more information about $R_{t+2:\infty}$ and optimizing

the current reward. Therefore, if selecting an action offers information that more quickly loses usefulness, then selecting this action offers less information about $R_{t+2:\infty}$ and is thus deprioritized.

Based on this design principle, we propose predictive sampling (PS), which differs from Thompson sampling in using $R_{t+2:\infty}$ as the learning target. As is known, with a stationary environment, a Thompson sampling agent samples a statistically plausible reward distribution from its posterior at each timestep t and acts optimally by pretending that the sample is the true model. With a nonstationary one, Thompson sampling can take an arbitrary random variable as a learning target. Aiming for a particular learning target of $R_{t+2:\infty}$, a predictive sampling agent samples a statistically plausible sequence of future rewards $\hat{R}_{t+2:\infty}^{(t)}$ at each timestep t , and acts optimally by pretending that $\hat{R}_{t+2:\infty}^{(t)}$ is the true sequence of future rewards.

4.2 The algorithm

To characterize predictive sampling, let us define a change-of-measure notation. Consider random variables X and Y and a conditional probability $\mathbb{P}(Y \in \cdot | X = x)$ for all x in the image of X . Let $f(x) \equiv \mathbb{P}(Y \in \cdot | X = x)$ and $g(x) \equiv \mathbb{E}[Y | X = x]$, for all x in the image of X . Given a random variable Z with the same image as X , $f(Z)$ and $g(Z)$ are random variables. We use the notation $\mathbb{P}(Y \in \cdot | X \leftarrow Z)$ for $f(Z)$ and $\mathbb{E}[Y | X \leftarrow Z]$ for $g(Z)$. Note that we use the symbol \leftarrow to distinguish a change of measure from conditioning on an event: in general,

$$\mathbb{P}(Y \in \cdot | X \leftarrow Z) \neq \mathbb{P}(Y \in \cdot | X = Z),$$

because the former represents a change of measure from X to Z , whereas the latter represents the conditional distribution conditioning on the event $\{\omega : X = Z\}$. Similarly, in general, $\mathbb{E}[Y | X \leftarrow Z] \neq \mathbb{E}[Y | X = Z]$, and we need the former to represent a change of measure.

Algorithm 1 formally introduces predictive sampling. At each timestep t , a predictive sampling agent:

- (Step 2) samples an infinite sequence of future rewards $\hat{R}_{t+2:\infty}^{(t)}$ from its posterior distribution,
- (Step 3) derives expected mean rewards $\hat{\theta}_t$ by pretending that $\hat{R}_{t+2:\infty}^{(t)}$ is the sequence of true future rewards, and
- (Step 4) selects the action that maximizes $\hat{\theta}_{t,a}$.

While Steps 2 and 3 of Algorithm 1 seem intractable, because it is not practical to sample an infinite number of rewards, Lemma 1 below suggests that these steps are equivalent to sampling $\hat{\theta}_t$ from $\mathbb{P}(\mathbb{E}[R_{t+1} | H_t, R_{t+2:\infty}] \in \cdot | H_t)$. This gives an alternative representation of the algorithm: instead of sampling an infinite number of rewards and proceeds with inference, an agent alternatively sample $\hat{\theta}_t$ from $\mathbb{P}(\mathbb{E}[R_{t+1} | H_t, R_{t+2:\infty}] \in \cdot | H_t)$. If the distribution omits a closed-form solution, efficient procedures can be developed to execute predictive sampling, as we show in Section 4.5.1.

Lemma 1. For all $t \in \mathbb{Z}_+$,

$$\mathbb{P}(\hat{\theta}_t \in \cdot | H_t) = \mathbb{P}(\mathbb{E}[R_{t+1} | H_t, R_{t+2:\infty}] \in \cdot | H_t).$$

Proof. With predictive sampling, first observe that for all $t \in \mathbb{Z}_+$, $\mathbb{P}(\hat{R}_{t+2:\infty}^{(t)} \in \cdot | H_t) = \mathbb{P}(R_{t+2:\infty} \in \cdot | H_t)$. Therefore, for all $t \in \mathbb{Z}_+$, $\mathbb{P}(\hat{\theta}_t \in \cdot | H_t) = \mathbb{P}(\mathbb{E}[R_{t+1} | H_t, R_{t+2:\infty} \leftarrow \hat{R}_{t+2:\infty}^{(t)}] \in \cdot | H_t) = \mathbb{P}(\mathbb{E}[R_{t+1} | H_t, R_{t+2:\infty}] \in \cdot | H_t)$. \square

For ease of comparison, we present TS in Algorithm 2. TS maintains a posterior distribution of an arbitrary learning target χ_t . At each timestep t , a TS agent:

- (Step 2) samples $\hat{\chi}_t$ from the posterior distribution of χ_t ,
- (Step 3) derives expected mean rewards $\hat{\theta}_t^{\text{TS}}$ by pretending that $\hat{\chi}_t$ is the true learning target, and

Algorithm 1: predictive sampling (PS)

```
1 for  $t = 0, 1, \dots, T - 1$  do
2   sample:  $\hat{R}_{t+2:\infty}^{(t)} \sim \mathbb{P}(R_{t+2:\infty} \in \cdot | H_t)$ 
3   estimate:  $\hat{\theta}_t = \mathbb{E}[R_{t+1} | H_t, R_{t+2:\infty} \leftarrow \hat{R}_{t+2:\infty}^{(t)}]$ 
4   select:  $A_t \in \arg \max_{a \in \mathcal{A}} \hat{\theta}_{t,a}$ 
5   observe:  $R_{t+1, A_t}$ 
```

Algorithm 2: Thompson sampling (TS)

```
1 for  $t = 0, 1, \dots, T - 1$  do
2   sample:  $\hat{\chi}_t \sim \mathbb{P}(\chi_t \in \cdot | H_t^{\pi_{\text{TS}}})$ 
3   estimate:  $\hat{\theta}_t^{\pi_{\text{TS}}} = \mathbb{E}[R_{t+1} | H_t^{\pi_{\text{TS}}}, \chi_t \leftarrow \hat{\chi}_t]$ 
4   select:  $A_t^{\pi_{\text{TS}}} \in \arg \max_{a \in \mathcal{A}} \hat{\theta}_{t,a}^{\pi_{\text{TS}}}$ 
5   observe:  $R_{t+1, A_t^{\pi_{\text{TS}}}}$ 
```

- (Step 4) selects the action that maximizes $\hat{\theta}_{t,a}^{\pi_{\text{TS}}}$.

The learning target χ_t of Thompson sampling can be any random variable. Recall that with the environment of Figure 1, an agent chooses between one of two biased coins to toss at each time. With this environment, the TS agent takes the biases of the coins as the natural learning target $\chi_t = (p_1, p_{t,2})$. As such, TS does not perform well in this environment.

4.3 PS in stationary environments

An algorithm that is closely related to predictive sampling is the information approximation algorithm introduced in (Min et al., 2019). When the environment is stationary with independent actions, predictive sampling is equivalent to an extreme point of a class of information approximation algorithms. The rest of the paper primarily focuses on demonstrating that predictive sampling suitably deprioritizes information in face of nonstationarity and establishing the efficacy of predictive sampling in nonstationary bandit environments.

That said, it is still helpful to consider predictive sampling’s application to stationary bandit environments. Theorem 1 shows that in such contexts, predictive sampling executes the same policy as Thompson sampling.

Theorem 1. *In a stationary bandit environment generated by P , a predictive sampling agent and a Thompson sampling agent that takes $\chi_t = P$ for all $t \in \mathbb{Z}_+$ execute the same policy.*

The proof is given in Appendix C; The proof relies on the fact that with a stationary environment, the learning target of reward distribution and the sequence of future rewards are equivalent.

In light of this equivalence relation, it is clear that predictive sampling is suited to the range of stationary bandit environments for which Thompson sampling succeeds. Such environments have been the subject of much research in the bandit learning literature (Lattimore and Szepesvári, 2020; Russo et al., 2018).

4.4 How PS improves on TS in the environments of Section 2

Now that we have introduced PS, we apply it to the environments introduced in Section 2. In each environment, since the first coin has a known bias of 0.99, PS takes $\hat{\theta}_{t,1} = 0.99$. With the environment of Figure 1, where the second coin is replaced with probability 0.99 each time, and half of the coins in the bag have bias 0 and the other half have bias 1, the sample $\hat{\theta}_{t,2}$ is close to 0.5; a simple derivation reveals

that $\hat{\theta}_{t,2} \in (0.49, 0.51)$. As such, PS only ever selects the first coin and executes the optimal policy in this environment.

With the environment of Figure 2 with K coins, 99% of the coins in the bag have bias 0 and 1% have bias 1, so the sample $\hat{\theta}_{t,2}$ is close to 0.01; a simple derivation reveals that $\hat{\theta}_{t,2} \in (0, 0.02)$. Recall that each of the 3rd through the K -th coin is an independent copy of the second coin. Therefore, $\hat{\theta}_{t,k} \in (0, 0.02)$ for all $k \in \{2, \dots, K\}$. Again, by maximizing among $\hat{\theta}_{t,1}, \hat{\theta}_{t,2}, \dots, \hat{\theta}_{t,K}$, PS only ever selects the first coin and executes the optimal policy in this environment.

Besides attaining the optimal behavior in these environments, we establish in Theorem 2 that predictive sampling in addition performs almost as well as the best possible agent for some environments where Thompson sampling performs almost as bad as the worst possible agent. The results suggests that by suitably deprioritizing information, predictive sampling succeeds in those environments where we observe Thompson sampling fails.

We introduce the following notation followed by the theorem. For any policy π and all $T \in \mathbb{Z}_+$, we use $\text{Return}(T; \pi)$ to denote the expected cumulative reward collected by an agent that executes π :

$$\text{Return}(T; \pi) = \sum_{t=0}^{T-1} \mathbb{E} [R_{t+1, A_t^\pi}].$$

Theorem 2. *For all $\epsilon \in (0, 1)$, there exists a Bernoulli bandit environment such that for all $T \in \mathbb{Z}_{++}$,*

$$\text{Return}(T; \pi_{\text{PS}}) \geq (1 - \epsilon)T \text{ and } \text{Return}(T; \pi_{\text{TS}}) \leq \epsilon T.$$

A complete proof is given in Appendix D. The proof follows a similar argument to that of the environment of Figure 2.

4.5 Efficient implementations

We present computationally tractable examples and variations of Thompson sampling and predictive sampling. For general environments, variations of the algorithms can be designed and efficient procedures to execute them can be constructed through a finite-sample approximation, which we will discuss, and hidden Markov models. Here, we focus on a class of Gaussian bandits to characterize the advantage of predictive sampling over Thompson sampling and a class of logistic bandits as an important step towards designing practical algorithms.

We first introduce the bandit environments that we consider. We refer to them as the AR(1) bandits and the AR(1) logistic bandits because each of them is determined by a sequence $(\alpha_t : t \in \mathbb{Z}_+)$ and that each $(\alpha_{t,a} : t \in \mathbb{Z}_+)$ independently transitions according to a first-order autoregressive (AR(1)) process. Nonstationary bandit environments that are similar to the AR(1) bandits have been considered in (Gupta et al., 2011) and (Slivkins and Upfal, 2008).

Example 1 (AR(1) bandit). In an AR(1) bandit, each reward distribution is Gaussian with a random mean $\theta_{t,a} = \alpha_{t,a}$ and a deterministic variance σ_a^2 . Each realized reward can be interpreted as a sum $R_{t+1,a} = \theta_{t,a} + Z_{t+1,a}$, where $Z_{t+1,a}$ is independent zero-mean noise with deterministic variance σ_a^2 . The variable $\alpha_{t,a}$ changes over time, evolving according to

$$\alpha_{t+1,a} = (1 - \gamma_a)c_a + \gamma_a\alpha_{t,a} + W_{t+1,a},$$

for each action $a \in \mathcal{A}$. The coefficients c_a and γ_a are deterministic, and each takes value in \mathbb{R} and $[0, 1]$, respectively; $W_{t+1,a}$ is independent zero-mean Gaussian noise with deterministic variance δ_a^2 , where $\delta_a \in \mathbb{R}_+$. When $\gamma_a = 1$, we require that $\delta_a = 0$. We assume that the sequence $(\alpha_{t,a} : t \in \mathbb{Z}_+)$ is in steady-state: when $\gamma_a < 1$, this steady-state distribution is $\mathcal{N}(c_a, \delta_a^2/(1 - \gamma_a^2))$.

Example 2 (AR(1) logistic bandit). In an AR(1) logistic bandit, each reward distribution is Bernoulli. The mean reward is $\frac{\exp(\alpha_t^\top \phi_a)}{1 + \exp(\alpha_t^\top \phi_a)}$, where $\alpha_t \in \mathbb{R}^d$ with a known $d \in \mathbb{Z}_{++}$ and $\phi_a \in \mathbb{R}^d$ denotes a known feature vector associated with action $a \in \mathcal{A}$. The variable $\alpha_{t,a}$ is defined exactly as in Example 1, transitioning following an AR(1) process.

While we have made no explicit assumptions on the prior knowledge of the agents, with AR(1) bandits, AR(1) logistic bandits, or modulated Bernoulli bandits which we will introduce, the agents could have already learned the environment parameters in the long run. Since we focus on the asymptotic behavior and performance, without loss of generality, we assume that the environment parameters, $c_a, \gamma_a, \delta_a, q_a, \mathbb{P}(\theta_{0,a} \in \cdot), \sigma_a$ for all $a \in \mathcal{A}$, are known to both agents a priori. Such assumptions similarly appear in (Slivkins and Upfal, 2008) and (Mellor and Shapiro, 2013) and techniques to learn the environment parameters have been discussed in (Wilson et al., 2010; Turner et al., 2009).

4.5.1 AR(1) bandits

We first focus on Thompson sampling. Below we introduce a lemma, which gives an alternative representation of Thompson sampling: Steps 2 and 3 of Algorithm 2 are equivalent to sampling $\hat{\theta}_t^{\pi_{\text{TS}}}$ from $\mathbb{P}(\mathbb{E}[R_{t+1}|H_t^{\pi_{\text{TS}}}, \chi_t] \in \cdot | H_t^{\pi_{\text{TS}}})$.

Lemma 2. For all $t \in \mathbb{Z}_+$,

$$\mathbb{P}\left(\hat{\theta}_t^{\pi_{\text{TS}}} \in \cdot | H_t^{\pi_{\text{TS}}}\right) = \mathbb{P}\left(\mathbb{E}[R_{t+1}|H_t^{\pi_{\text{TS}}}, \chi_t] \in \cdot | H_t^{\pi_{\text{TS}}}\right).$$

Proof. With Thompson sampling, observe that for all $t \in \mathbb{Z}_+$, $\mathbb{P}(\hat{\chi}_t \in \cdot | H_t^{\pi_{\text{TS}}}) = \mathbb{P}(\chi_t \in \cdot | H_t^{\pi_{\text{TS}}})$. Therefore, for all $t \in \mathbb{Z}_+$, $\mathbb{P}(\hat{\theta}_t^{\pi_{\text{TS}}} \in \cdot | H_t^{\pi_{\text{TS}}}) = \mathbb{P}(\mathbb{E}[R_{t+1}|H_t^{\pi_{\text{TS}}}, \chi_t \leftarrow \hat{\chi}_t] \in \cdot | H_t^{\pi_{\text{TS}}}) = \mathbb{P}(\mathbb{E}[R_{t+1}|H_t^{\pi_{\text{TS}}}, \chi_t] \in \cdot | H_t^{\pi_{\text{TS}}})$. \square

With an AR(1) bandit, a natural learning target for Thompson sampling is $\chi_t = \theta_t$. By Lemma 2, the Thompson sampling agent samples $\hat{\theta}_t^{\pi_{\text{TS}}}$ from $\mathbb{P}(\theta_t \in \cdot | H_t^{\pi_{\text{TS}}})$, and selects an action that maximizes $\hat{\theta}_{t,a}^{\pi_{\text{TS}}}$. Recall that in an AR(1) bandit, $\mathbb{P}(\theta_0 \in \cdot)$ is Gaussian distributed. We use μ_0 and Σ_0 to denote its mean and covariance. When action a is selected at timestep t , the agent observes $R_{t+1,a} \sim \mathcal{N}(\theta_{t,a}, \sigma_a^2)$, where σ_a is deterministic and known. So $\mathbb{P}(\theta_t \in \cdot | H_t^{\pi_{\text{TS}}})$ is Gaussian. We use $\mu_t^{\pi_{\text{TS}}}$ and $\Sigma_t^{\pi_{\text{TS}}}$ to denote its mean and covariance. Algorithm 3 provides an example of Thompson sampling in an AR(1) bandit, where Step 5 can be derived using Kalman filter.

As for predictive sampling, first observe that $\mathbb{P}(\theta_t \in \cdot | H_t)$ is Gaussian. We use μ_t and Σ_t to denote its mean and variance. Since the actions are independent, Σ_t is diagonal, and we use $\sigma_{t,a}^2$ to denote the a -th entry along its diagonal.

Recall that Lemma 2 suggests that predictive sampling samples $\hat{\theta}_t$ from $\mathbb{P}(\hat{\theta}_t | H_t) = \mathbb{P}(\mathbb{E}[R_{t+1} | H_t, R_{t+2:\infty}] \in \cdot | H_t)$. Proposition 1 shows that this posterior is Gaussian with mean $\tilde{\mu}_t$ and diagonal covariance matrix $\tilde{\Sigma}_t$ (we use $\tilde{\sigma}_{t,a}$ to denote the a -th entry along its diagonal); $\tilde{\mu}_t$ and $\tilde{\Sigma}_t$ can be derived from μ_t, Σ_t and latent variables of the AR(1) bandit. Algorithm 3 provides an example of predictive sampling in an AR(1) bandit, where Step 5 can be derived by updating μ_t and Σ_t using Kalman filter, and updating $\tilde{\mu}_t$ and $\tilde{\Sigma}_t$ based on μ_t and Σ_t using Proposition 1.

Algorithm 3: PS in an AR(1) bandit

```

1 for  $t = 0, 1, \dots, T - 1$  do
2   sample:  $\hat{\theta}_t \sim \mathcal{N}(\tilde{\mu}_t, \tilde{\Sigma}_t)$ 
3   execute:  $A_t \in \arg \max_{a \in \mathcal{A}} \hat{\theta}_{t,a}$ 
4   observe:  $R_{t+1, A_t}$ 
5   update:  $\tilde{\mu}_{t+1} \leftarrow \mathbb{E}[\hat{\theta}_{t+1} | H_{t+1}], \tilde{\Sigma}_{t+1} \leftarrow \mathbb{V}(\hat{\theta}_{t+1} | H_{t+1})$ 

```

Algorithm 4: TS in an AR(1) bandit

```
1 for  $t = 0, 1, \dots, T - 1$  do
2   sample:  $\hat{\theta}_t^{\pi_{\text{TS}}} \sim \mathcal{N}(\mu_t^{\pi_{\text{TS}}}, \Sigma_t^{\pi_{\text{TS}}})$ 
3   execute:  $A_t^{\pi_{\text{TS}}} \in \arg \max_{a \in \mathcal{A}} \hat{\theta}_{t,a}^{\pi_{\text{TS}}}$ 
4   observe:  $R_{t+1, A_t^{\pi_{\text{TS}}}}$ 
5   update:  $\mu_{t+1}^{\pi_{\text{TS}}} \leftarrow \mathbb{E}[\theta_{t+1} | H_{t+1}^{\pi_{\text{TS}}}], \Sigma_{t+1}^{\pi_{\text{TS}}} \leftarrow \mathbb{V}(\theta_{t+1} | H_{t+1}^{\pi_{\text{TS}}})$ 
```

Proposition 1. *In an AR(1) bandit, for all $t \in \mathbb{Z}_+$ and $a \in \mathcal{A}$, conditioned on H_t , $\hat{\theta}_{t,a}$ is Gaussian with mean and variance*

$$\tilde{\mu}_{t,a} = \mu_{t,a} \text{ and } \tilde{\sigma}_{t,a}^2 = \frac{\gamma_a^2 \sigma_{t,a}^4}{\gamma_a^2 \sigma_{t,a}^2 + x_a^*},$$

where $x_a^* = \frac{1}{2}(\delta_a^2 + \sigma_a^2 - \gamma_a^2 \sigma_a^2 + \sqrt{(\delta_a^2 + \sigma_a^2 - \gamma_a^2 \sigma_a^2)^2 + 4\gamma_a^2 \delta_a^2 \sigma_a^2})$.

The proof is presented in Appendix E.

4.5.2 AR(1) logistic bandits

We introduce two techniques, which we call incremental Laplace approximation and Gaussian imagination, respectively, in designing computationally tractable variations of Thompson sampling and predictive sampling in AR(1) logistic bandits.

Incremental Laplace approximation Laplace approximation (Laplace, 1986) is a standard practice in the literature and has been popular with stationary logistic bandits. The key idea is to approximate the posterior of a variable using a Gaussian distribution centered at the maximum a posteriori (MAP) of the variable, with a variance that is equal to the inverse of the Hessian of the log-posterior.

However, applying the method to approximate $\mathbb{P}(\alpha_t | H_t^\pi)$ is computationally onerous due to nonstationarity. To reduce the computational complexity, we propose what we call incremental Laplace approximation: the practice of approximating the posterior incrementally at each timestep using Laplace approximation. We demonstrate in Appendix L that incremental Laplace approximation is comparable with the standard Laplace approximation in stationary logistic bandits, but can be efficiently carried out in nonstationary ones.

Gaussian imagination In executing predictive sampling, an agent needs to sample at each timestep t an infinite number of rewards $\hat{R}_{t+2:\infty}^{(t)}$ and derive an conditional expectation $\mathbb{E}[R_{t+1} | H_t, R_{t+2:\infty} \leftarrow \hat{R}_{t+2:\infty}^{(t)}]$. This derivation is usually intractable. The agent can derive an approximation by pretending that the rewards are Gaussian. This practice is called Gaussian imagination (Liu et al., 2022a).

Finite-sample approximation An additional technique that is useful in constructing computationally tractable variations of predictive sampling is to sample a finite number of rewards $\hat{R}_{t+2:t+n+1}^{(t)}$, where $n \in \mathbb{Z}_{++}$ instead of $\hat{R}_{t+2:\infty}^{(t)}$ and proceed with the inference.

variations of Thompson sampling and predictive sampling can be constructed using the aforementioned techniques. We provide detailed steps in Appendix L.3.

5 Regret analysis

This section provides theoretical guarantees on the performance of predictive sampling.

5.1 Performance and regret

To measure the performance of an agent, it can be helpful to consider benchmarking it against an oracle that acts optimally with some knowledge of the environment.

In a nonstationary environment, we define the regret associated with policy π over T timesteps below:

$$\text{Regret}(T; \pi) = \sum_{t=0}^{T-1} \mathbb{E} [R_{t+1,*} - R_{t+1,A_t^\pi}], \quad (1)$$

where $R_{t+1,*} = \max_{a \in \mathcal{A}} \mathbb{E}[R_{t+1,a} | R_{1:t}]$ is the reward accumulated by an oracle that acts optimally with full knowledge of $R_{1:t}$ at time t . Since much of the work presented in this paper studies a predictive sampling agent, we use $\text{Regret}(T)$ to denote its regret.

It is natural to require that the regret is nonnegative. We establish in the following theorem that the regret incurred by any agent is nonnegative.

Theorem 3. *For all policies π and $T \in \mathbb{Z}_+$,*

$$\text{Regret}(T; \pi) \geq 0.$$

The proof is presented in Appendix F.

5.2 General regret analysis

Oftentimes, an agent is designed to trade off between acquiring information and optimizing the current reward. Whenever an agent incurs regret, the agent learns something useful. Based on this observation, one can bound the regret through bounding the total amount of useful information that can be acquired by an agent, and how efficient the agent is in acquiring information per unit cost of regret. As such, Bayesian analyses in stationary bandit learning (Bubeck et al., 2015; Lattimore and Szepesvári, 2019; Lu et al., 2021; Russo and Van Roy, 2016) bound the regret.

In a nonstationary bandit environment, we introduce a metric that measures the total amount of information that is useful in predictive future rewards, i.e., information about the learning target $R_{t+2:\infty}$. Let $P_t = \mathbb{P}(R_{t+1:\infty} \in \cdot | R_{1:t})$ for all $t \in \mathbb{Z}_+$; P_t represents what an agent can learn from past rewards about future rewards. Let

$$\Delta_t = \mathbb{I}(R_{t+2:\infty}; R_{t+1} | P_t) \text{ for all } t \in \mathbb{Z}_{++}.$$

With this definition, Δ_t measures the amount of useful information that is relevant for learning that arrives at the environment at timestep t , which we refer to as incremental predictive information. We then use $\sum_{t=0}^{T-1} \Delta_t$ to measure the total amount of predictive information that can be acquired by an agent.

As a sanity check, we have the following proposition, which shows that with a typical stationary environment, the total amount of predictive information can be upper-bounded by the entropy of the reward distribution.

Proposition 2. *In a stationary environment generated by the reward distribution P , $\sum_{t=0}^{+\infty} \Delta_t = \mathbb{H}(P)$.*

The proof of the proposition is given in Appendix G.

We next introduce a notion of information ratio. Similar notions have been introduced in stationary bandit learning analyses to measure how ineffective an agent is in acquiring information. The one we introduce differs from these in its choice of learning target $R_{t+2:\infty}$. That is, our information ratio measures the trade-off between a single-timestep regret, defined against an oracle that acts optimally with respect to $R_{t+2:\infty}$, and the information obtained about $R_{t+2:\infty}$: let

$$\Gamma_t^\pi = \frac{\mathbb{E} [R_{t+1,*} - R_{t+1,A_t^\pi}]^2}{\mathbb{I}(R_{t+2:\infty}; A_t^\pi, R_{t+1,A_t^\pi} | H_t)}, \quad (2)$$

for all $t \in \mathbb{Z}_+$.

Theorem 4 establishes a general regret bound that can be applied to any agent; it characterizes how the regret is determined by the total ineffectiveness of the agent in gathering information in this environment, as measured by $\sum_{t=0}^{T-1} \Gamma_t^\pi$, and the total amount of predictive information $\sum_{t=0}^{T-1} \Delta_t$ in the environment.

Theorem 4. *For all $T \in \mathbb{Z}_+$,*

$$\text{Regret}(T; \pi) \leq \sqrt{\sum_{t=0}^{T-1} \Gamma_t^\pi \sum_{t=0}^{T-1} \Delta_t}.$$

The proof is provided in Appendix H.

Theorem 5 below presents an upper bound on the regret of predictive sampling, by applying the general bound established by Theorem 4, and bounding the information ratio of predictive sampling. A complete proof of is presented in Appendix I.

Theorem 5. *Suppose that $\{R_t\}_{t=1}^{+\infty}$ is reversible. If for all $t \in \mathbb{Z}_+$ and $a \in \mathcal{A}$, $\mathbb{P}(R_{t+1,a} \in \cdot | H_t)$ is almost surely σ_{SG} -sub-Gaussian, then for all $T \in \mathbb{Z}_+$, the regret that a predictive sampling agent incurs*

$$\text{Regret}(T) \leq \sqrt{2|\mathcal{A}|\sigma_{SG}^2 T \sum_{t=0}^{T-1} \Delta_t}.$$

Theorem 5 shows how the regret of predictive sampling depends on the environment via the amount of predictive information $\sum_{t=0}^{T-1} \Delta_t$. The theorem provides a foundation for deriving more refined regret bounds in specialized models where the amount of predictive information can be carefully characterized.

5.3 Regret in modulated Bernoulli bandits

The general analysis enables us to focus on particular important examples of nonstationary bandit environments where we establish regret lower bounds against which the upper bound can be compared. In particular, we focus on the following class of Bernoulli bandit environments, which generalizes an abrupt switching model introduced in (Mellor and Shapiro, 2013). This also generalizes the coin-tossing environments introduced in Section 2.

Example 3 (modulated Bernoulli bandit). Consider a Bernoulli bandit with independent actions. Let each mean reward be denoted by $\theta_{t,a}$. A mean reward varies over time, transitioning according to

$$\theta_{t+1,a} = \begin{cases} \sim \mathbb{P}(\theta_{0,a} \in \cdot), & \text{with probability } q_a, \\ \theta_{t,a}, & \text{otherwise,} \end{cases}$$

where $q_a \in [0, 1]$ is deterministic and known. At each timestep, the mean reward associated with action a can be thought of as “redrawn” from its initial distribution independently with probability q_a .

Conditioning on $(\theta_t : t \in \mathbb{Z})$, $R_{t+1,a} \sim \text{Bernoulli}(\theta_{t,a})$, independent of the rewards associated with other timesteps or actions.

5.3.1 Regret lower bound

We first establish a lower bound on the regret incurred by any agent in a modulated Bernoulli bandit environment.

Theorem 6. *There exists a modulated Bernoulli bandit environment and a constant $C \in \mathbb{R}_{++}$, such that for any policy π , and all $T \in \mathbb{Z}_{++}$,*

$$\text{Regret}(T; \pi) \geq CT.$$

The result suggests that the modulated Bernoulli bandit is challenging and a linear dependence of the regret on T cannot be improved; this lower bound provides a baseline to which upper bounds can be compared.

A complete proof is presented in Appendix K. Below we present the key ideas of the proof.

We first construct a modulated Bernoulli bandit environment with $\mathcal{A} = \{1, 2\}$, and $\theta_{0,a} \sim \text{unif}\{0, 1\}$ for each $a \in \mathcal{A}$; we let $q_1 = 1/2$ and $q_2 = 1$. With this bandit environment, $q_2 = 1$, so selecting action 2 gives no useful information. If the probability of selecting action 2 is small, then the agent collects a reward that is close to $\mathbb{E}[R_{t,1}] = \frac{1}{2}$, and thus incurs a large regret in the current timestep; if the probability of selecting action 2 is large, then the agent is short in information compared to the oracle who knows $R_{t+2:\infty}$, and thus incurs a large regret on the next timestep. We use this fact to lower-bound the regret across all agents.

5.3.2 Regret analysis of predictive sampling

We specialize the regret bound established in Theorem 5 to a modulated Bernoulli bandit through bounding $\sum_{t=0}^{T-1} \Delta_t$. Lemma 3 establishes an upper bound on $\sum_{t=0}^{T-1} \Delta_t$ for all $T \in \mathbb{Z}_+$ for a modulated Bernoulli bandit.

Lemma 3. *In a modulated Bernoulli bandit environment,*

$$\sum_{t=0}^{T-1} \Delta_t \leq \min \left\{ T \sum_{a \in \mathcal{A}} (1 - q_a) \mathbb{H}(\theta_{0,a}), \sum_{a \in \mathcal{A}} (1 - q_a) \mathbb{H}(\theta_{0,a}) + (T - 1) \sum_{a \in \mathcal{A}} [\mathbb{H}(q_a) + q_a \mathbb{H}(\theta_{0,a})] \right\}.$$

where $\mathbb{H}(q_a)$ denotes the entropy of a Bernoulli(q_a) random variable.

The proof of Lemma 3 is presented in Appendix J.

As a direct consequence, the following corollary establishes an upper bound on the regret that a predictive sampling agent incurs.

Corollary 1. *For all $T \in \mathbb{Z}_+$, the regret that a predictive sampling agent incurs in a modulated Bernoulli bandit is*

$$\text{Regret}(T) \leq \sqrt{\frac{1}{2} |\mathcal{A}| \min \left\{ T \sum_{a \in \mathcal{A}} (1 - q_a) \mathbb{H}(\theta_{0,a}), \sum_{a \in \mathcal{A}} (1 - q_a) \mathbb{H}(\theta_{0,a}) + (T - 1) \sum_{a \in \mathcal{A}} [\mathbb{H}(q_a) + q_a \mathbb{H}(\theta_{0,a})] \right\}}.$$

First, the bound grows at a rate that is at most linear in T , matching the lower bound established in Theorem 6, which indicates that predictive sampling attains good performance. In addition, the bound exhibits nice dependence on environment parameters. In particular, as $\inf_{a \in \mathcal{A}} q_a \rightarrow 1$, $\text{Regret}(T) \rightarrow 0$, suggesting that a predictive sampling agent performs well when the mean reward vector transitions very often: in such environments, a predictive sampling agent deprioritizes acquiring information about the mean reward and thus performs well.

6 Experiments

To quantify the advantage of predictive sampling over Thompson sampling, we conduct numerical experiments in a range of nonstationary AR(1) bandits and AR(1) logistic bandits. We also compare predictive sampling with a number of other algorithms that were proposed in the literature for nonstationary bandit environments.

6.1 AR(1) bandits

To examine the advantage of predictive sampling over Thompson sampling extensively, we conduct experiments with a sequence of AR(1) bandits, where both algorithms can be executed efficiently. We focus on a range of bandits where the information associated with each action becomes less useful at different speed, which is controlled by parameter γ_a . The results, which are presented in Figure 3, suggest that predictive sampling consistently outperforms Thompson sampling in this class of nonstationary bandits.

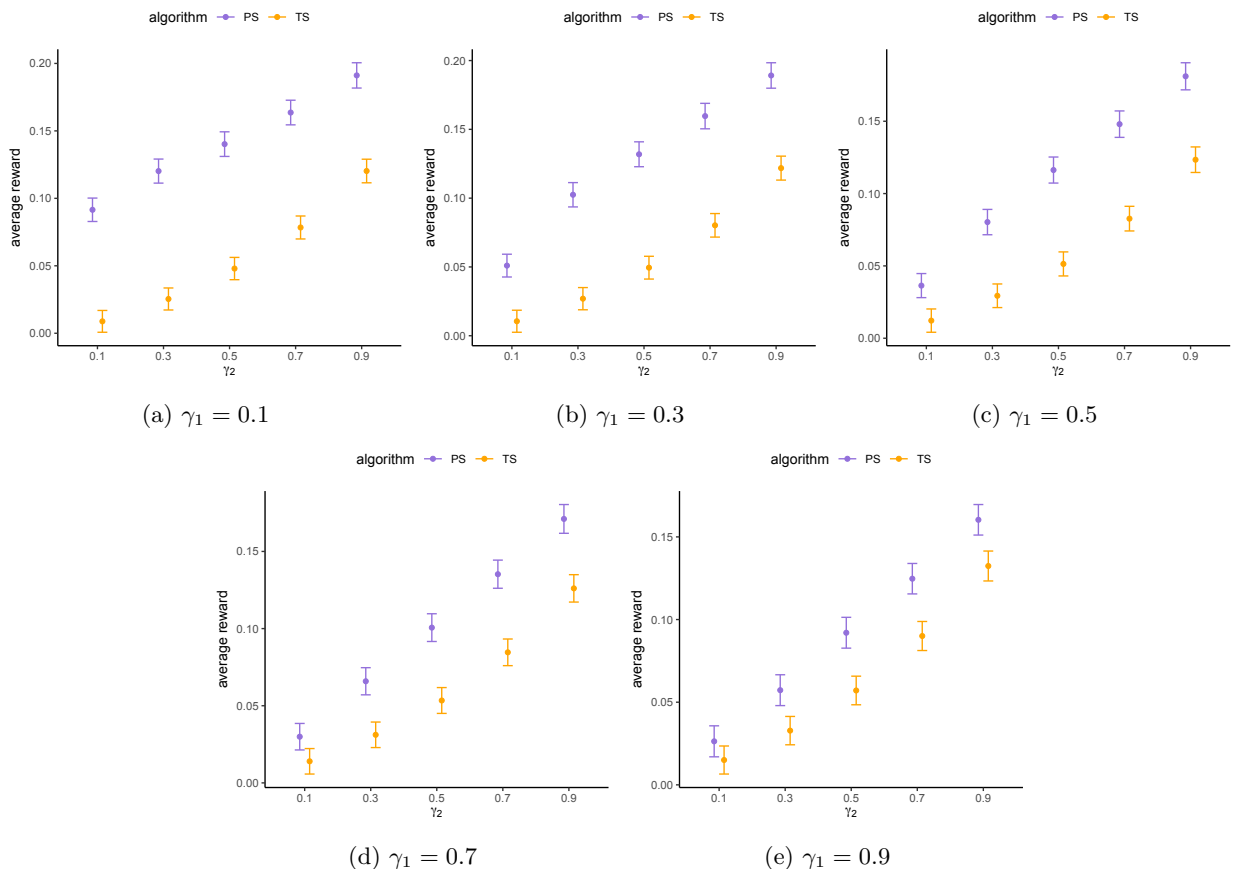


Figure 3: Average reward collected by predictive sampling (PS) and Thompson sampling (TS) agents in two-armed AR(1) bandits with each a stationary distribution $\mathcal{N}(0, 1)$ of each action’s mean reward and varying γ_1 and γ_2 . The error bars represent 95% confidence intervals

6.2 AR(1) logistic bandits

We also run experiments with AR(1) logistic bandits, and focus on a set of such environments where the information becomes less useful at different speed and examine both the case where the actions are inde-

pendent and the case where the actions are dependent. We conduct experiments on the following typical environments: $\mathcal{A} = \{1, 2, 3\}$, $\gamma = [x, 0.9, 0.9]$, $\delta^2 = [1 - x^2, 0.19, 0.19]$, where $x \in \{0.1, 0.9, 0.99\}$. Let $\phi \in \{\phi^{\text{ind}}, \phi^{\text{dep}}\}$, where

$$\phi^{\text{ind}} = \begin{bmatrix} 1 & 0 & 0 \\ 0 & 1 & 0 \\ 0 & 0 & 1 \end{bmatrix} \text{ and } \phi^{\text{dep}} = \begin{bmatrix} 0.9 & 0.1 & 0 \\ 0 & 0.9 & 0.1 \\ 0.1 & 0 & 0.9 \end{bmatrix}.$$

Observe that an agent can collect an average reward of 0.5 when taking actions uniformly at random at every timestep. Based on this observation, Figure 4 suggests that predictive sampling consistently outperforms Thompson sampling across all bandit environments that we examine and the advantage is both statistically and practically significant.

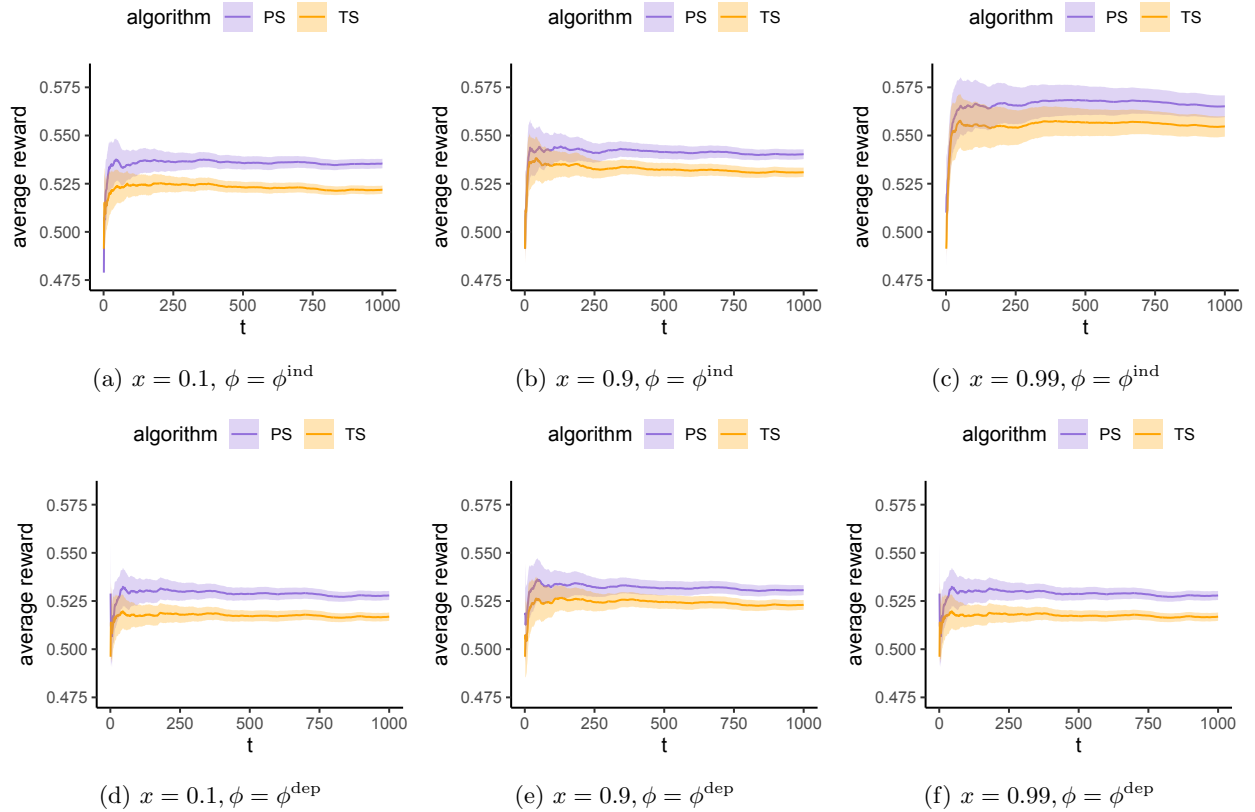


Figure 4: Average reward collected by a predictive sampling agent and a Thompson sampling agent in nonstationary AR(1) logistic bandits with varying parameters. The error bars represent 95% confidence intervals.

6.3 Comparison with other algorithms

This section presents experiments that we conduct to compare the performance of predictive sampling to that of a larger collection of algorithms designed for nonstationary bandit environments.

A large segment of algorithms (Besbes et al., 2019; Besson and Kaufmann, 2019; Cheung et al., 2019; Garivier and Moulines, 2008; Ghatak, 2021; Gupta et al., 2011; Hartland et al., 2006; Kocsis and Szepesvári, 2006; Mellor and Shapiro, 2013; Raj and Kalyani, 2017; Trovo et al., 2020; Viappiani, 2013) designed for

nonstationary bandits focus on heuristics on how the nonstationarity of past rewards affects the inference on current reward distribution and ignores future nonstationarity; given what is inferred, these algorithms apply action-selection schemes that are designed for stationary bandits, such as Thompson sampling, upper-confidence-bound methods (Lai and Robbins, 1985), and the exponential-weight algorithms (Auer et al., 2002; Freund and Schapire, 1997). These algorithms, with Thompson sampling and its existing variations that we have discussed as special cases, do not intelligently account for the usefulness of information when selecting actions.

Algorithms To numerically compare predictive sampling with these algorithms, we choose to conduct experiments with a number of such algorithms. While popular examples of the heuristics on inference include using a fixed-length sliding-window, weighing data by recency, and periodic restarts, we choose one algorithm focusing on each of the three heuristics. In addition, we take a naive Thompson sampling agent, that executes Thompson sampling while pretending that the environment is stationary, as a baseline. Below we briefly describe each of the four algorithms that we conduct experiments with:

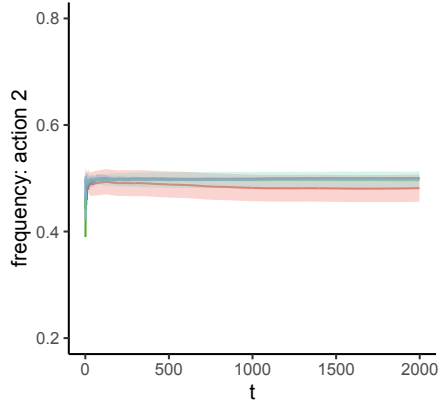
- Rexp3 uses Exp3 as a subroutine and restarts it periodically;
- discounted UCB uses UCB1 as a subroutine and discounts the effect of past rewards on estimating current reward distribution by weighing past data according to recency;
- sliding-window UCB maintains a sliding-window of fixed size and uses UCB1 as a subroutine;
- naive TS pretends that the environment is stationary and proceeds with inference.

The parameters of Rexp3 are chosen according to Theorem 2 of (Besbes et al., 2019), where the “variant budget” is assumed to be known in advance for each simulation; the parameters in discounted UCB and sliding-window UCB are chosen according to Remark 3 and Remark 9 of (Garivier and Moulines, 2008), respectively, where “the number of breakpoints” is assumed to be known in advance.

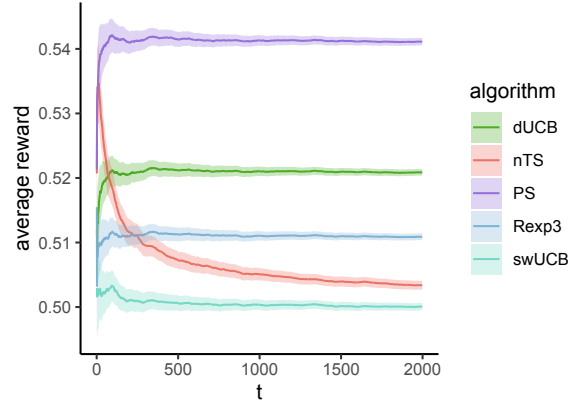
Environments We next introduce the environments in which we conduct the experiments. We design a set of bandit environments that differ from AR(1) bandits only in that the rewards are truncated to $[0, 1]$. The set of environments are designed such that how quickly the information acquired by selecting an action $a \in \mathcal{A}$ loses relevance is determined by the variable γ_a . In addition, they are designed such that the rewards are bounded in $[0, 1]$ because this is the same as most of the experiment settings in frequentist nonstationary bandit learning literature (Besbes et al., 2019; Garivier and Moulines, 2008; Gupta et al., 2011; Raj and Kalyani, 2017).

Experiments We conduct two sets of experiments. The first environment is a two-armed bandit with $\mathcal{A} = \{1, 2\}$, $c_1 = c_2 = 0.5$, $\gamma_1 = \gamma_2 = 0.85$, $\delta_a = 0.15(1 - \gamma_a^2)$ for $a \in \mathcal{A}$, and $\sigma_1 = \sigma_2 = 0.1$. Figure 5a and 5b plot the average frequency of selecting action 2, and the average reward collected: although all agents select each action half of the time in the long run, the predictive sampling agent collects more rewards because it explores less because it accounts for future nonstationarity of the environment.

The second environment is a two-armed bandit with $\mathcal{A} = \{1, 2\}$, $c_1 = 0.65$, $c_2 = 0.55$, $\gamma_1 = 0.1$, $\gamma_2 = 0.99$, $\delta_a = 0.15(1 - \gamma_a^2)$ for $a \in \mathcal{A}$, and $\sigma_1 = \sigma_2 = 0.1$. Figure 6a plots the average action selection frequency. We observe that the average frequency of selecting action 2 by naive Thompson sampling converges to zero because action 2 is associated with a smaller c_a . The average frequency of selecting action 2 by predictive sampling is smaller compared to all other algorithms, suggesting that predictive sampling agent deprioritize acquiring information that loses usefulness more quickly. Because of this, a predictive sampling agent is accumulating more rewards compared with other agents, as shown in Figure 6b.

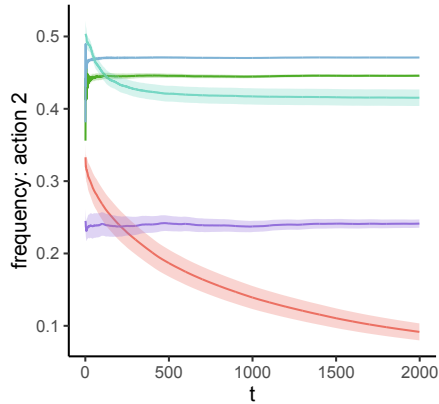


(a) Frequencies of selecting action 2

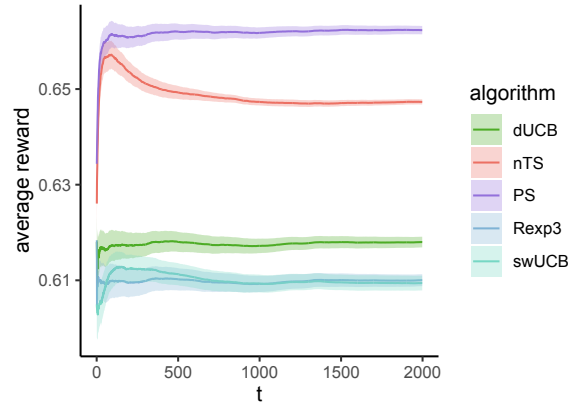


(b) Average reward collected by each agent

Figure 5: Predictive sampling and state-of-the-art algorithms in a two-armed bandit with $c_1 = c_2 = 0.5$, $\gamma_1 = \gamma_2 = 0.85$, $\delta_a = 0.15(1 - \gamma_a^2)$ for $a \in \mathcal{A}$, and $\sigma_1 = \sigma_2 = 0.1$.



(a) Frequencies of selecting action 2



(b) Average rewards collected by each agent

Figure 6: Predictive sampling and state-of-the-art algorithms in a two-armed bandit with $c_1 = 0.65, c_2 = 0.55$, $\gamma_1 = 0.1, \gamma_2 = 0.99$, $\delta_a = 0.15(1 - \gamma_a^2)$ for $a \in \mathcal{A}$, and $\sigma_1 = \sigma_2 = 0.1$.

References

- Agarwal, D. (2013). Computational advertising: the linkedin way. In *Proceedings of the 22nd ACM international conference on Information & Knowledge Management*, pages 1585–1586.
- Agarwal, D., Long, B., Traupman, J., Xin, D., and Zhang, L. (2014). Laser: A scalable response prediction platform for online advertising. In *Proceedings of the 7th ACM international conference on Web search and data mining*, pages 173–182.
- Agrawal, S. and Goyal, N. (2012). Analysis of Thompson sampling for the multi-armed bandit problem. In Mannor, S., Srebro, N., and Williamson, R. C., editors, *Proceedings of the 25th Annual Conference on Learning Theory*, volume 23 of *Proceedings of Machine Learning Research*, pages 39.1–39.26, Edinburgh, Scotland. PMLR.

- Arumugam, D. and Van Roy, B. (2021a). Deciding what to learn: A rate-distortion approach. In *International Conference on Machine Learning*, pages 373–382. PMLR.
- Arumugam, D. and Van Roy, B. (2021b). The value of information when deciding what to learn. *Advances in Neural Information Processing Systems*, 34:9816–9827.
- Auer, P., Cesa-Bianchi, N., Freund, Y., and Schapire, R. E. (2002). The nonstochastic multiarmed bandit problem. *SIAM journal on computing*, 32(1):48–77.
- Bai, A., Wu, F., and Chen, X. (2013). Bayesian mixture modelling and inference based thompson sampling in monte-carlo tree search. *Advances in neural information processing systems*, 26.
- Besbes, O., Gur, Y., and Zeevi, A. (2019). Optimal exploration-exploitation in a multi-armed-bandit problem with non-stationary rewards. *Stochastic Systems*, 9(4):319–337.
- Besson, L. and Kaufmann, E. (2019). The generalized likelihood ratio test meets KLUCB: an improved algorithm for piece-wise non-stationary bandits. *Proceedings of Machine Learning Research vol XX*, 1:35.
- Bubeck, S., Dekel, O., Koren, T., and Peres, Y. (2015). Bandit convex optimization: \sqrt{T} regret in one dimension. In *Conference on Learning Theory*, pages 266–278. PMLR.
- Chapelle, O. and Li, L. (2011). An empirical evaluation of Thompson sampling. In Shawe-Taylor, J., Zemel, R., Bartlett, P., Pereira, F., and Weinberger, K., editors, *Advances in Neural Information Processing Systems*, volume 24. Curran Associates, Inc.
- Cheung, W. C., Simchi-Levi, D., and Zhu, R. (2019). Learning to optimize under non-stationarity. In *The 22nd International Conference on Artificial Intelligence and Statistics*, pages 1079–1087. PMLR.
- Ferreira, K. J., Simchi-Levi, D., and Wang, H. (2018). Online network revenue management using thompson sampling. *Operations research*, 66(6):1586–1602.
- Freund, Y. and Schapire, R. E. (1997). A decision-theoretic generalization of on-line learning and an application to boosting. *Journal of computer and system sciences*, 55(1):119–139.
- Garivier, A. and Moulines, E. (2008). On upper-confidence bound policies for non-stationary bandit problems. *arXiv preprint arXiv:0805.3415*.
- Ghatak, G. (2021). A change-detection-based Thompson sampling framework for non-stationary bandits. *IEEE Transactions on Computers*, 70(10):1670–1676.
- Graepel, T., Candela, J. Q., Borchert, T., and Herbrich, R. (2010). Web-scale bayesian click-through rate prediction for sponsored search advertising in microsoft’s bing search engine. Omnipress.
- Gray, R. M. (2011). *Entropy and information theory*. Springer Science & Business Media.
- Gupta, N., Granmo, O.-C., and Agrawala, A. (2011). Thompson sampling for dynamic multi-armed bandits. In *2011 10th International Conference on Machine Learning and Applications and Workshops*, volume 1, pages 484–489. IEEE.
- Hartland, C., Gelly, S., Baskiotis, N., Teytaud, O., and Sebag, M. (2006). Multi-armed bandit, dynamic environments and meta-bandits.
- Hill, D. N., Nassif, H., Liu, Y., Iyer, A., and Vishwanathan, S. (2017). An efficient bandit algorithm for realtime multivariate optimization. In *Proceedings of the 23rd ACM SIGKDD International Conference on Knowledge Discovery and Data Mining*, pages 1813–1821.
- Kandasamy, K., Krishnamurthy, A., Schneider, J., and Póczos, B. (2018). Parallelised bayesian optimisation via thompson sampling. In *International Conference on Artificial Intelligence and Statistics*, pages 133–142. PMLR.

- Kawale, J., Bui, H. H., Kveton, B., Tran-Thanh, L., and Chawla, S. (2015). Efficient thompson sampling for online matrix-factorization recommendation. *Advances in neural information processing systems*, 28.
- Kocsis, L. and Szepesvári, C. (2006). Discounted UCB. In *2nd PASCAL Challenges Workshop*, volume 2, pages 51–134.
- Lai, T. and Robbins, H. (1985). Asymptotically efficient adaptive allocation rules. *Advances in Applied Mathematics*, 6(1):4–22.
- Laplace, P. S. (1986). Memoir on the probability of the causes of events. *Statistical science*, 1(3):364–378.
- Lattimore, T. and Szepesvári, C. (2019). An information-theoretic approach to minimax regret in partial monitoring. In *Conference on Learning Theory*, pages 2111–2139. PMLR.
- Lattimore, T. and Szepesvári, C. (2020). *Bandit algorithms*. Cambridge University Press.
- Liu, Y., Devraj, A. M., Van Roy, B., and Xu, K. (2022a). Gaussian imagination in bandit learning. *arXiv preprint arXiv:2201.01902*.
- Liu, Y., Van Roy, B., and Xu, K. (2022b). Understanding the concept of nonstationarity.
- Lu, X., Van Roy, B., Dwaracherla, V., Ibrahimi, M., Osband, I., and Wen, Z. (2021). Reinforcement learning, bit by bit. *arXiv preprint arXiv:2103.04047*.
- Mellor, J. and Shapiro, J. (2013). Thompson sampling in switching environments with Bayesian online change detection. In Carvalho, C. M. and Ravikumar, P., editors, *Proceedings of the Sixteenth International Conference on Artificial Intelligence and Statistics*, volume 31 of *Proceedings of Machine Learning Research*, pages 442–450, Scottsdale, Arizona, USA. PMLR.
- Min, S., Maglaras, C., and Moallemi, C. C. (2019). Thompson sampling with information relaxation penalties. *Advances in Neural Information Processing Systems*, 32.
- Osband, I., Blundell, C., Pritzel, A., and Van Roy, B. (2016). Deep exploration via bootstrapped dqn. *Advances in neural information processing systems*, 29.
- Raj, V. and Kalyani, S. (2017). Taming non-stationary bandits: A Bayesian approach. *arXiv preprint arXiv:1707.09727*.
- Russo, D. and Van Roy, B. (2014). Learning to optimize via posterior sampling. *Mathematics of Operations Research*, 39(4).
- Russo, D. and Van Roy, B. (2016). An information-theoretic analysis of Thompson sampling. *Journal of Machine Learning Research*, 17(68):1–30.
- Russo, D. J., Van Roy, B., Kazerouni, A., Osband, I., and Wen, Z. (2018). A tutorial on Thompson sampling. *Foundations and Trends® in Machine Learning*, 11(1):1–96.
- Schwartz, E. M., Bradlow, E. T., and Fader, P. S. (2017). Customer acquisition via display advertising using multi-armed bandit experiments. *Marketing Science*, 36(4):500–522.
- Scott, S. L. (2010). A modern bayesian look at the multi-armed bandit. *Applied Stochastic Models in Business and Industry*, 26(6):639–658.
- Scott, S. L. (2015). Multi-armed bandit experiments in the online service economy. *Applied Stochastic Models in Business and Industry*, 31(1):37–45.
- Slivkins, A. and Upfal, E. (2008). Adapting to a changing environment: the Brownian restless bandits. In *COLT*, pages 343–354.

- Thompson, W. R. (1933). On the likelihood that one unknown probability exceeds another in view of the evidence of two samples. *Biometrika*, 25(3/4):285–294.
- Trovo, F., Paladino, S., Restelli, M., and Gatti, N. (2020). Sliding-window Thompson sampling for non-stationary settings. *Journal of Artificial Intelligence Research*, 68:311–364.
- Turner, R., Saatci, Y., and Rasmussen, C. E. (2009). Adaptive sequential Bayesian change point detection. In *Temporal Segmentation Workshop at NIPS*, pages 1–4. Citeseer.
- Viappiani, P. (2013). Thompson sampling for Bayesian bandits with resets. In *International Conference on Algorithmic Decision Theory*, pages 399–410. Springer.
- Wilson, R. C., Nassar, M. R., and Gold, J. I. (2010). Bayesian online learning of the hazard rate in change-point problems. *Neural computation*, 22(9):2452–2476.

A Probabilistic framework

Probability theory emerges from an intuitive set of axioms, and this paper builds on that foundation. Statements and arguments we present have precise meaning within the framework of probability theory. However, we often leave out measure-theoretic formalities for the sake of readability. It should be easy for a mathematically-oriented reader to fill in these gaps.

We will define all random quantities with respect to a probability space $(\Omega, \mathcal{F}, \mathbb{P})$. The probability of an event $F \in \mathcal{F}$ is denoted by $\mathbb{P}(F)$. For any events $F, G \in \mathcal{F}$ with $\mathbb{P}(G) > 0$, the probability of F conditioned on G is denoted by $\mathbb{P}(F|G)$.

A random variable is a function with the set of outcomes Ω as its domain. For any random variable Z , $\mathbb{P}(Z \in \mathcal{Z})$ denotes the probability of the event that Z lies within a set \mathcal{Z} . The probability $\mathbb{P}(F|Z = z)$ is of the event F conditioned on the event $Z = z$. When Z takes values in \mathbb{R} and has a density p_Z , though $\mathbb{P}(Z = z) = 0$ for all z , conditional probabilities $\mathbb{P}(F|Z = z)$ are well-defined and denoted by $\mathbb{P}(F|Z = z)$. For fixed F , this is a function of z . We denote the value, evaluated at $z = Z$, by $\mathbb{P}(F|Z)$, which is itself a random variable. Even when $\mathbb{P}(F|Z = z)$ is ill-defined for some z , $\mathbb{P}(F|Z)$ is well-defined because problematic events occur with zero probability.

For each possible realization z , the probability $\mathbb{P}(Z = z)$ that $Z = z$ is a function of z . We denote the value of this function evaluated at Z by $\mathbb{P}(Z)$. Note that $\mathbb{P}(Z)$ is itself a random variable because it depends on Z . For random variables Y and Z and possible realizations y and z , the probability $\mathbb{P}(Y = y|Z = z)$ that $Y = y$ conditioned on $Z = z$ is a function of (y, z) . Evaluating this function at (Y, Z) yields a random variable, which we denote by $\mathbb{P}(Y|Z)$.

Particular random variables appear routinely throughout the paper. One is the environment \mathcal{E} , a random probability measure over \mathbb{R}^A such that, for all $t \in \mathbb{Z}_+$, $\mathbb{P}(R_{t+1} \in \cdot | \mathcal{E}) = \mathcal{E}(\cdot)$ and $R_{1:\infty}$ is i.i.d. conditioned on \mathcal{E} . We often consider probabilities $\mathbb{P}(F|\mathcal{E})$ of events F conditioned on the environment \mathcal{E} .

A policy π assigns a probability $\pi(a|h)$ to each action a for each history h . For each policy π , random variables $A_0^\pi, R_{1,A_0^\pi}, A_1^\pi, R_{2,A_1^\pi}, \dots$, represent a sequence of interactions generated by selecting actions according to π . In particular, with $H_t^\pi = (A_0^\pi, R_{1,A_0^\pi}, \dots, R_{t,A_{t-1}^\pi})$ denoting the history of interactions through time t , we have $\mathbb{P}(A_t^\pi | H_t^\pi) = \pi(A_t^\pi | H_t^\pi)$. As shorthand, we generally suppress the superscript π and instead indicate the policy through a subscript of \mathbb{P} . For example,

$$\mathbb{P}_\pi(A_t | H_t) = \mathbb{P}(A_t^\pi | H_t^\pi) = \pi(A_t^\pi | H_t^\pi).$$

We denote independence of random variables X and Y by $X \perp Y$ and conditional independence, conditioned on another random variable Z , by $X \perp Y | Z$.

When expressing expectations, we use the same subscripting notation as with probabilities. For example, the expectation of a reward R_{t+1, A_t^π} is written as $\mathbb{E}[R_{t+1, A_t^\pi}] = \mathbb{E}_\pi[R_{t+1, A_t}]$.

Much of the paper studies properties of interactions under a specific policy π_{agent} . When it is clear from context, we suppress superscripts and subscripts that indicate this. For example, $H_t = H_t^{\pi_{\text{agent}}}$, $A_t = A_t^{\pi_{\text{agent}}}$, $R_{t+1} = R_{t+1, A_t}^{\pi_{\text{agent}}}$. Further,

$$\mathbb{P}(A_t|H_t) = \mathbb{P}_{\pi_{\text{agent}}}(A_t|H_t) = \pi_{\text{agent}}(A_t|H_t) \quad \text{and} \quad \mathbb{E}[R_{t+1, A_t}] = \mathbb{E}_{\pi_{\text{agent}}}[R_{t+1, A_t}].$$

B Information-theoretic concepts, notation, and relations

We review some standard information-theoretic concepts and associated notation in this section.

A central concept is the entropy $\mathbb{H}(X)$, which quantifies the information content or, equivalently, the uncertainty of a random variable X . For a random variable X that takes values in a countable set \mathcal{X} , we will define the entropy to be $\mathbb{H}(X) = -\mathbb{E}[\ln \mathbb{P}(X)]$, with a convention that $0 \ln 0 = 0$. Note that we are defining entropy here using the natural rather than binary logarithm. As such, our notion of entropy can be interpreted as the expected number of nats – as opposed to bits – required to identify X . The realized conditional entropy $\mathbb{H}(X|Y = y)$ quantifies the uncertainty remaining after observing $Y = y$. If Y takes on values in a countable set \mathcal{Y} then $\mathbb{H}(X|Y = y) = -\mathbb{E}[\ln \mathbb{P}(X|Y) | Y = y]$. This can be viewed as a function $f(y)$ of y , and we write the random variable $f(Y)$ as $\mathbb{H}(X|Y = Y)$. The conditional entropy $\mathbb{H}(X|Y)$ is its expectation $\mathbb{H}(X|Y) = \mathbb{E}[\mathbb{H}(X|Y = Y)]$.

The mutual information $\mathbb{I}(X; Y) = \mathbb{H}(X) - \mathbb{H}(X|Y)$ quantifies information common to random variables X and Y , or equivalently, the information about Y required to identify X . If Z is a random variable taking on values in a countable set \mathcal{Z} then the realized conditional mutual information $\mathbb{I}(X; Y|Z = z)$ quantifies remaining common information after observing $Z = z$, defined by $\mathbb{I}(X; Y|Z = z) = \mathbb{H}(X|Z = z) - \mathbb{H}(X|Y, Z = z)$. The conditional mutual information $\mathbb{I}(X; Y|Z)$ is its expectation $\mathbb{I}(X; Y|Z) = \mathbb{E}[\mathbb{I}(X; Y|Z = Z)]$.

For random variables X and Y taking on values in (possibly uncountable) sets \mathcal{X} and \mathcal{Y} , mutual information is defined by $\mathbb{I}(X; Y) = \sup_{f \in \mathcal{F}_{\text{finite}}, g \in \mathcal{G}_{\text{finite}}} \mathbb{I}(f(X); g(Y))$, where $\mathcal{F}_{\text{finite}}$ and $\mathcal{G}_{\text{finite}}$ are the sets of functions mapping \mathcal{X} and \mathcal{Y} to finite ranges. Specializing to the case where \mathcal{X} and \mathcal{Y} are countable recovers the previous definition. The generalized notion of entropy is then given by $\mathbb{H}(X) = \mathbb{I}(X; X)$. Conditional counterparts to mutual information and entropy can be defined in a manner similar to the countable case.

One representation of mutual information, which we will use, is in terms of the differential entropy. The differential entropy $\mathbf{h}(X)$ of a random variable X with probability density f is defined by

$$\mathbf{h}(X) = - \int f(x) \ln f(x) dx.$$

The conditional differential entropy $\mathbf{h}(X|Y)$ of X conditioned on Y is evaluated similarly but with a conditional density function. Finally, mutual information can be written as $\mathbb{I}(X; Y) = \mathbf{h}(X) - \mathbf{h}(X|Y)$.

We will also make use of KL-divergence as measures of difference between distributions. We denote KL-divergence by

$$\mathbf{d}_{\text{KL}}(P||P') = \int P(dx) \ln \frac{dP}{dP'}(x).$$

Gibbs' inequality asserts that $\mathbf{d}_{\text{KL}}(P||P') \geq 0$, with equality if and only if P and P' agree almost everywhere with respect to P .

The following result is established by Theorem 5.2.1 of (Gray, 2011).

Lemma 4 (variantal form of the KL-divergence). *For any probability distribution P and real-valued random variable X , both defined with respect to a measureable space (Ω', \mathbb{F}') , let $\mathbb{E}_P[X] = \int_{x \in \mathbb{R}} x P(dx)$. For probability distributions P and P' on a measureable space (Ω', \mathbb{F}') such that P is absolutely continuous with respect to P' ,*

$$\mathbf{d}_{\text{KL}}(P||P') = \sup_X (\mathbb{E}_P[X] - \ln \mathbb{E}_{P'}[\exp(X)]), \quad (3)$$

where the supremum is taken over real-valued random variables on (Ω', \mathbb{F}') for which $\mathbb{E}_Q[\exp(X)] < \infty$.

Mutual information and KL-divergence are intimately related. For any probability measure $P(\cdot) = \mathbb{P}((X, Y) \in \cdot)$ over a product space $\mathcal{X} \times \mathcal{Y}$ and probability measure P' generated via a product of marginals $P'(dx \times dy) = P(dx)P(dy)$, mutual information can be written in terms of KL-divergence:

$$\mathbb{I}(X; Y) = \mathbf{d}_{\text{KL}}(P \| P'). \quad (4)$$

Further, the following lemma presents an alternative representation of mutual information.

Lemma 5 (KL-divergence representation of mutual information). *For any random variables X and Y ,*

$$\mathbb{I}(X; Y) = \mathbb{E}[\mathbf{d}_{\text{KL}}(\mathbb{P}(Y \in \cdot | X) \| \mathbb{P}(Y \in \cdot))]. \quad (5)$$

In other words, the mutual information between X and Y is the KL-divergence between the distribution of Y with and without conditioning on X .

Mutual information satisfies the chain rule and the data-processing inequality.

Lemma 6 (Chain rule for mutual information).

$$\mathbb{I}(X_1, X_2, \dots, X_n; Y) = \sum_{i=1}^n \mathbb{I}(X_i; Y | X_1, X_2, \dots, X_{i-1}).$$

Lemma 7 (Data processing inequality for mutual information). *If X and Z are independent conditioning on Y , then*

$$\mathbb{I}(X; Y) \geq \mathbb{I}(X; Z).$$

The following lemma presents one useful property of mutual information.

Lemma 8. *Let A , B , and C be three random variables. If $A \perp C | B$ then*

$$\mathbb{I}(A; B | C) \leq \mathbb{I}(A; B).$$

Proof. We prove for the case where B has finite entropy. For the case where B has infinite entropy, we use differential entropy instead of entropy in the analysis.

$$\begin{aligned} \mathbb{I}(A; B | C) &= \mathbb{H}(A | C) - \mathbb{H}(A | B, C) \\ &= \mathbb{H}(A | C) - \mathbb{H}(A | B) \\ &\leq \mathbb{H}(A) - \mathbb{H}(A | B) \\ &= \mathbb{I}(A; B). \end{aligned}$$

□

C Equivalence of PS to TS in stationary environments: proof of Theorem 1

Theorem 1. *In a stationary bandit environment generated by P , a predictive sampling agent and a Thompson sampling agent that takes $\chi_t = P$ for all $t \in \mathbb{Z}_+$ execute the same policy.*

Proof. Observe that it is sufficient to show that for all $t \in \mathbb{Z}_+$,

$$\mathbb{P}(\hat{\theta}_t \in \cdot | H_t) = \mathbb{P}(\hat{\theta}_t^{\text{TS}} \in \cdot | H_t^{\text{TS}} \leftarrow H_t). \quad (6)$$

We first show that if H_t and $H_t^{\pi_{\text{TS}}}$ have the same support, then the change of measure is well-defined and (6) holds. For all $t \in \mathbb{Z}_+$,

$$\mathbb{E}[R_{t+1}|H_t, R_{t+2:\infty}] \stackrel{\text{a.s.}}{=} \mathbb{E}[R_{t+1}|H_t, R_{t+2:\infty}, P] = \mathbb{E}[R_{t+1}|P]. \quad (7)$$

These conditional expectations determine how actions are sampled by predictive sampling and Thompson sampling, and the equivalence implies that the two implement the same policy; that is, for all $t \in \mathbb{Z}_+$,

$$\begin{aligned} \mathbb{P}(\hat{\theta}_t \in \cdot | H_t) &\stackrel{(a)}{=} \mathbb{P}(\mathbb{E}[R_{t+1}|H_t, R_{t+2:\infty}] \in \cdot | H_t) \\ &\stackrel{(b)}{=} \mathbb{P}(\mathbb{E}[R_{t+1}|P] \in \cdot | H_t) = \mathbb{P}(\mathbb{E}[R_{t+1}|P] \in \cdot | H_t^{\pi_{\text{TS}}} \leftarrow H_t) \stackrel{(c)}{=} \mathbb{P}(\hat{\theta}_t^{\pi_{\text{TS}}} \in \cdot | H_t^{\pi_{\text{TS}}} \leftarrow H_t), \end{aligned}$$

where (a) follows from Lemma 1, (b) follows from (7), and (c) follows from Lemma 2 and from the fact that the Thompson sampling agent we consider implements Algorithm 2 using $\chi_t = P$ for all $t \in \mathbb{Z}_+$.

Note that $H_0 = H_0^{\pi_{\text{TS}}}$, so it is clear that by induction, for all $t \in \mathbb{Z}_+$, H_t and $H_t^{\pi_{\text{TS}}}$ have the same support and (6) holds. \square

D Advantage of PS over TS: proof of Theorem 2

Theorem 2. *For all $\epsilon \in (0, 1)$, there exists a Bernoulli bandit environment such that for all $T \in \mathbb{Z}_{++}$,*

$$\text{Return}(T; \pi_{\text{PS}}) \geq (1 - \epsilon)T \text{ and } \text{Return}(T; \pi_{\text{TS}}) \leq \epsilon T.$$

Proof. Consider a modulated Bernoulli bandit (see Example 3) with K arms. Arm 1 has a deterministic mean of $p_1 = 1 - \epsilon$, which does not change with time. Each of arm 2 through K 's mean reward takes value 0 with probability β and 1 with probability $1 - \beta$. The probability of transition for each of arm 2 through K is q .

A predictive sampling agent estimates $\hat{\theta}_t$ at each timestep $t \in \mathbb{Z}_+$. Note that $\hat{\theta}_{t,1} = p_1$. For all $a \in \{2, \dots, K\}$,

$$\mathbb{E}[R_{t+1,a}|H_t, R_{t+2:\infty}] = \mathbb{P}(\theta_{t,a} = 1|H_t, R_{t+2:\infty}) \leq 1 - q^2\beta.$$

This implies that for all timestep $t \in \mathbb{Z}_+$ and $a \in \{2, \dots, K\}$, $\hat{\theta}_{t,a} \leq 1 - q^2\beta$.

When q and β are sufficiently large, for $a \in \{2, \dots, K\}$, $\hat{\theta}_{t,a} \leq 1 - q^2\beta \leq 1 - \epsilon = p_1 = \hat{\theta}_{t,1}$, and a predictive sampling agent selects action 1 with probability one and collects cumulative reward

$$\text{Return}(T; \pi_{\text{PS}}) = p_1 T = (1 - \epsilon)T.$$

A Thompson sampling agent estimates $\hat{\theta}_t^{\pi_{\text{TS}}}$ at each timestep $t \in \mathbb{Z}_+$. Note that $\hat{\theta}_{t,1}^{\pi_{\text{TS}}} = p_1 \in (0, 1)$. So a Thompson sampling agent selects action 1 at each timestep $t \in \mathbb{Z}_+$ with probability

$$\mathbb{P}\left(\max_{a \in \{2, \dots, K\}} \hat{\theta}_{t,a}^{\pi_{\text{TS}}} < \hat{\theta}_{t,1}^{\pi_{\text{TS}}} | H_t^{\pi_{\text{TS}}}\right) = \prod_{a=2}^K \mathbb{P}\left(\hat{\theta}_{t,a}^{\pi_{\text{TS}}} = 0 | H_t^{\pi_{\text{TS}}}\right) \leq (1 - q(1 - \beta))^{K-1}.$$

This probability is arbitrarily close to one with a sufficiently large K . So a Thompson sampling agent accumulates rewards

$$\begin{aligned} \text{Return}(T; \pi_{\text{TS}}) &\leq \left\{ (1 - q(1 - \beta))^{K-1} (1 - \epsilon) + \left[1 - (1 - q(1 - \beta))^{K-1} \right] (1 - q\beta) \right\} T \\ &\leq \left\{ (1 - q(1 - \beta))^{K-1} + (1 - q\beta) \right\} T. \end{aligned}$$

This is upper bounded by ϵT if q and β are sufficiently large and that K is sufficiently large. \square

E AR(1) bandits: proof of Proposition 1

Proposition 1. *In an AR(1) bandit, for all $t \in \mathbb{Z}_+$ and $a \in \mathcal{A}$, conditioned on H_t , $\hat{\theta}_{t,a}$ is Gaussian with mean and variance*

$$\tilde{\mu}_{t,a} = \mu_{t,a} \text{ and } \tilde{\sigma}_{t,a}^2 = \frac{\gamma_a^2 \sigma_{t,a}^4}{\gamma_a^2 \sigma_{t,a}^2 + x_a^*},$$

where $x_a^* = \frac{1}{2}(\delta_a^2 + \sigma_a^2 - \gamma_a^2 \sigma_a^2 + \sqrt{(\delta_a^2 + \sigma_a^2 - \gamma_a^2 \sigma_a^2)^2 + 4\gamma_a^2 \delta_a^2 \sigma_a^2})$.

Proof. The analysis is done for predictive sampling and an arbitrary arm $a \in \mathcal{A}$. We drop the the subscript a from most of the random variables.

For all $t \in \mathbb{Z}_+$, and $n \in \mathbb{Z}_+$, $n \geq 2$, let

$$\bar{\theta}_t^H(n) = \mathbb{E}[R_{t+1}|H_t, R_{t+2:t+n+1}].$$

We define

$$\tilde{R}_{t+2} = R_{t+2}, \text{ and } \tilde{R}_{t+i} = R_{t+i} - \gamma R_{t+i-1} - (1-\gamma)c \text{ for all } i \in \{3, \dots, n+1\}.$$

Then we can rewrite $\bar{\theta}_t^H(n)$ as follows:

$$\bar{\theta}_t^H(n) = \mathbb{E}[R_{t+1}|H_t, R_{t+2:t+n+1}] = \mathbb{E}\left[R_{t+1}|H_t, \tilde{R}_{t+2:t+n+1}\right].$$

Conditioned on H_t , for all $n \geq 2$, $R_{t+1:t+n+1}$ is Gaussian, so the vector constructed by stacking R_{t+1} and $\tilde{R}_{t+2:t+n+1}$ is also Gaussian. We use μ_n and Σ_n to denote its mean and variance. In particular, we view μ_n as a block matrix with blocks $\mu_{n1} \in \mathbb{R}$ and $\mu_{n2} \in \mathbb{R}^n$ and Σ_n a block matrix with blocks $\Sigma_{n11} \in \mathbb{R}$, $\Sigma_{n12} \in \mathbb{R}^{1 \times n}$, $\Sigma_{n21} \in \mathbb{R}^{n \times 1}$ and $\Sigma_{n22} \in \mathbb{R}^{n \times n}$. Observe that for all $n \geq 2$, conditioned on H_t ,

$$\bar{\theta}_t^H(n) = \mathbb{E}\left[R_{t+1}|H_t, \tilde{R}_{t+2:t+n+1}\right] = \mu_{n1} + \Sigma_{n12} \Sigma_{n22}^{-1} \left(\tilde{R}_{t+2:t+n+1} - \mu_{n2}\right).$$

Then, conditioned on H_t , $\bar{\theta}_t^H(n)$ is Gaussian with mean

$$\mathbb{E}\left[\bar{\theta}_t^H(n)|H_t\right] = \mu_{n1} = \mu_{t,a}$$

and variance

$$\mathbb{V}\left(\bar{\theta}_t^H(n)|H_t\right) = \Sigma_{n12} \Sigma_{n22}^{-1} \Sigma_{n22} \Sigma_{n22}^{-1} \Sigma_{n21} = \Sigma_{n12} \Sigma_{n22}^{-1} \Sigma_{n21}.$$

Observe that for all $t \in \mathbb{Z}_+$ and $k \in \mathbb{Z}_+$, $k \geq 2$:

$$\tilde{R}_{t+k+1} = R_{t+k+1} - \gamma R_{t+k} - (1-\gamma)c = W_{t+k} + Z_{t+k+1} - \gamma Z_{t+k}.$$

Then we have for all $t \in \mathbb{Z}_+$:

- (i) $\mathbb{V}(R_{t+1}, \tilde{R}_{t+2}|H_t) = \mathbb{V}(R_{t+1}, R_{t+2}|H_t) = \mathbb{V}(\theta_t + Z_{t+1}, \gamma\theta_t + W_{t+1} + Z_{t+2}|H_t) = \gamma\mathbb{V}(\theta_t|H_t) = \gamma\sigma_t^2$;
- (ii) $\mathbb{V}(R_{t+1}, \tilde{R}_{t+k+1}|H_t) = \mathbb{V}(\theta_t + Z_{t+1}, W_{t+k} + Z_{t+k+1} - \gamma Z_{t+k}|H_t) = 0$ for all $k \geq 2$, $k \in \mathbb{Z}_+$;
- (iii) $\mathbb{V}(\tilde{R}_{t+2}|H_t) = \mathbb{V}(R_{t+2}|H_t) = \mathbb{V}(\gamma\theta_t + W_{t+1} + Z_{t+2}|H_t) = \gamma^2\sigma_t^2 + \delta^2 + \sigma^2$;
- (iv) $\mathbb{V}(\tilde{R}_{t+k+1}|H_t) = \mathbb{V}(W_{t+k} + Z_{t+k+1} - \gamma Z_{t+k}|H_t) = \delta^2 + \sigma^2 + \gamma^2\sigma^2$, for all $k \geq 2$, $k \in \mathbb{Z}_+$;
- (v) $\mathbb{V}(\tilde{R}_{t+i+1}, \tilde{R}_{t+k+1}|H_t) = \mathbb{V}(W_{t+i} + Z_{t+i+1} - \gamma Z_{t+i}, W_{t+k} + Z_{t+k+1} - \gamma Z_{t+k}|H_t)$ for all $k > i \geq 1$. Hence, $\mathbb{V}(\tilde{R}_{t+i+1}, \tilde{R}_{t+k+1}|H_t) = \gamma\sigma^2$ for $k = i+1$, $i \geq 1$, and $\mathbb{V}(\tilde{R}_{t+i+1}, \tilde{R}_{t+k+1}|H_t) = 0$ for $k \geq i+2$, $i \geq 1$.

Based on these derivations,

$$\Sigma_{n12} = \gamma\sigma_t^2 [1 \ 0 \ 0 \ \dots \ 0],$$

and

$$\Sigma_{n22} = \begin{bmatrix} \gamma^2\sigma_t^2 + \delta^2 + \sigma^2 & \gamma\sigma^2 & 0 & \dots & 0 \\ \gamma\sigma^2 & \delta^2 + (1 + \gamma^2)\sigma^2 & \gamma\sigma^2 & \dots & 0 \\ 0 & \gamma\sigma^2 & \delta^2 + (1 + \gamma^2)\sigma^2 & \dots & 0 \\ \vdots & \vdots & \vdots & \dots & \vdots \\ 0 & 0 & 0 & \dots & \delta^2 + (1 + \gamma^2)\sigma^2 \end{bmatrix}.$$

We use Gaussian elimination to compute the inverse of Σ_{n22} . In particular, for $k = 1, 2, \dots, n-1$, we perform row operations on the $(k+1)$ -th to last row: Subtract r_k times k -th to the last row from the $(k+1)$ -th to last row. The sequence $\{r_k\}$ are such that the matrix becomes lower-triangular after the $n-1$ row operations. If we use d_k to denote the diagonal entry of the matrix on the k -th to last row after these row operations. Then the sequence $\{d_k\}$ satisfies the following recurrence:

$$\begin{aligned} d_1 &= \delta^2 + (1 + \gamma^2)\sigma^2, \\ d_k &= \delta^2 + (1 + \gamma^2)\sigma^2 - \frac{\gamma^2\sigma^4}{d_{k-1}}, \quad k = 2, \dots, n-1, \\ d_n &= \gamma^2(\sigma_t^2 - \sigma^2) + \delta^2 + (1 + \gamma^2)\sigma^2 - \frac{\gamma^2\sigma^4}{d_{n-1}}. \end{aligned}$$

Note that the recurrence induces the following fixed-point equation:

$$d_* = \delta^2 + (1 + \gamma^2)\sigma^2 - \frac{\gamma^2\sigma^4}{d_*}.$$

Solving for d_* , we have

$$\begin{aligned} d_* &= \frac{1}{2} \left(\gamma^2\sigma^2 + \sigma^2 + \delta^2 \pm \sqrt{(\gamma^2\sigma^2 + \sigma^2 + \delta^2)^2 - 4\gamma^2\sigma^4} \right) \\ &= \frac{1}{2} \left(\gamma^2\sigma^2 + \sigma^2 + \delta^2 \pm \sqrt{(\delta^2 + \sigma^2 - \gamma^2\sigma^2)^2 + 4\gamma^2\delta^2\sigma^2} \right). \end{aligned}$$

Then for all $t \in \mathbb{Z}_+$, the variance

$$\begin{aligned} \mathbb{V}(\hat{\theta}_{t,a}|H_t) &= \mathbb{V}(\bar{\theta}_{t,a}^H|H_t) = \lim_{n \rightarrow \infty} \mathbb{V}(\bar{\theta}_{t,a}^H(n)|H_t) \\ &= \lim_{n \rightarrow \infty} \Sigma_{n12}\Sigma_{n22}^{-1}\Sigma_{n21} = \frac{\gamma_a^2\sigma_{t,a}^4}{d_* + \gamma_a^2(\sigma_{t,a}^2 - \sigma^2)} = \frac{\gamma_a^2\sigma_{t,a}^4}{\gamma_a^2\sigma_{t,a}^2 + x_a^*}, \end{aligned}$$

where

$$x_a^* = \frac{1}{2} \left(\delta_a^2 + \sigma_a^2 - \gamma_a^2\sigma_a^2 + \sqrt{(\delta_a^2 + \sigma_a^2 - \gamma_a^2\sigma_a^2)^2 + 4\gamma_a^2\delta_a^2\sigma_a^2} \right).$$

□

F Nonnegativity of regret: proof of Theorem 3

Theorem 3. For all policies π and $T \in \mathbb{Z}_+$,

$$\text{Regret}(T; \pi) \geq 0.$$

Proof. We have for all policies π , and $T \in \mathbb{Z}_+$,

$$\begin{aligned}
\sum_{t=0}^{T-1} \mathbb{E} [R_{t+1, A_t^\pi}] &= \sum_{t=0}^{T-1} \mathbb{E} [\mathbb{E} [R_{t+1, A_t^\pi} | R_{1:t}, A_{0:t-1}^\pi]] \\
&\stackrel{(a)}{=} \sum_{t=0}^{T-1} \mathbb{E} \left[\sum_{a \in \mathcal{A}} \mathbb{E} [R_{t+1, a} | R_{1:t}, A_{0:t-1}^\pi] \mathbb{P}(A_t^\pi = a | R_{1:t}, A_{0:t-1}^\pi) \right] \\
&\leq \sum_{t=0}^{T-1} \mathbb{E} \left[\max_{a \in \mathcal{A}} \mathbb{E} [R_{t+1, a} | R_{1:t}, A_{0:t-1}^\pi] \right] \\
&\stackrel{(b)}{=} \sum_{t=0}^{T-1} \mathbb{E} \left[\max_{a \in \mathcal{A}} \mathbb{E} [R_{t+1, a} | R_{1:t}] \right], \tag{8}
\end{aligned}$$

where (a) follows from the fact that A_t^π is independent of any other random variables conditioning on $H_t^\pi = (A_0^\pi, R_{1, A_0^\pi}, \dots, A_{t-1}^\pi, R_{t, A_{t-1}^\pi})$, and (b) follows from recursively applying the same reasoning. We conclude that for all policies π , and $T \in \mathbb{Z}_+$,

$$\text{Regret}(T; \pi) = \sum_{t=0}^{T-1} \mathbb{E} [R_{t+1, *}] - \sum_{t=0}^{T-1} \mathbb{E} [R_{t+1, A_t^\pi}] \geq 0.$$

□

G Characterizing Δ_t in stationary environments: proof of Proposition 2

Proposition 2. *In a stationary environment generated by the reward distribution P , $\sum_{t=0}^{+\infty} \Delta_t = \mathbb{H}(P)$.*

Proof. First, recall that for all $t \in \mathbb{Z}_+$, $P_t = \mathbb{P}(R_{t+1:\infty} \in \cdot | R_{1:t})$. Then we prove the following statement by induction: for all $k \in \mathbb{Z}_{++}$,

$$\sum_{t=0}^k \Delta_t = \mathbb{I}(R_{k+2:\infty}; P_{k+1}). \tag{9}$$

1. Base case. We first prove for $k = 0$. Observe that

$$\Delta_0 = \mathbb{I}(R_{2:\infty}; R_1 | P_0) = \mathbb{I}(R_{2:\infty}; R_1) = \mathbb{I}(R_{2:\infty}, P_1).$$

2. Inductive step. Suppose that (9) holds for $k - 1$, we prove for k . Then

$$\begin{aligned}
\sum_{t=0}^k \Delta_t &= \sum_{t=0}^{k-1} \Delta_t + \Delta_k = \mathbb{I}(R_{k+1:\infty}; P_k) + \mathbb{I}(R_{k+2:\infty}; R_{k+1} | P_k) \\
&\stackrel{(a)}{=} \mathbb{I}(R_{k+2:\infty}; P_k) + \mathbb{I}(R_{k+2:\infty}; R_{k+1} | P_k) \\
&= \mathbb{I}(R_{k+2:\infty}; P_k, R_{k+1}) \\
&= \mathbb{I}(R_{k+2:\infty}; P_{k+1}).
\end{aligned}$$

where (a) follows from stationarity.

Then we have proved (9) by induction. Hence, for all $k \in \mathbb{Z}_{++}$,

$$\sum_{t=0}^k \Delta_t = \mathbb{I}(R_{k+2:\infty}; P_{k+1}) = \mathbb{I}(R_{k+2:\infty}; R_{1:k}) = \mathbb{I}(P; R_{1:k})$$

and

$$\sum_{t=0}^{+\infty} \Delta_t = \lim_{k \rightarrow +\infty} \sum_{t=0}^k \Delta_t = \lim_{k \rightarrow +\infty} \mathbb{I}(P; R_{1:k}) = \mathbb{H}(P).$$

□

H General regret: proof of Theorem 4

Theorem 4. For all $T \in \mathbb{Z}_+$,

$$\text{Regret}(T; \pi) \leq \sqrt{\sum_{t=0}^{T-1} \Gamma_t^\pi \sum_{t=0}^{T-1} \Delta_t}.$$

Proof. For any policy π and $T \in \mathbb{Z}_+$,

$$\begin{aligned} \text{Regret}(T; \pi) &= \sum_{t=0}^{T-1} \mathbb{E} [R_{t+1,*} - R_{t+1,A_t^\pi}] \\ &\leq \sum_{t=0}^{T-1} \mathbb{E} [R_{t+1,*} - R_{t+1,A_t^\pi}]_+ \\ &\stackrel{(a)}{\leq} \sum_{t=0}^{T-1} \sqrt{\Gamma_t^\pi \mathbb{I}(R_{t+2:\infty}; A_t^\pi, R_{t+1,A_t^\pi} | H_t^\pi)} \\ &\stackrel{(b)}{\leq} \sqrt{\sum_{t=0}^{T-1} \mathbb{I}(R_{t+2:\infty}; A_t^\pi, R_{t+1,A_t^\pi} | H_t^\pi)} \sqrt{\sum_{t=0}^{T-1} \Gamma_t^\pi}, \end{aligned} \tag{10}$$

where $[X]_+$ denotes the positive part of a random variable X , (a) follows from the definition of the information ratio, and (b) follows from the Cauchy-Bunyakovsky-Schwarz inequality. Recall that $P_t = \mathbb{P}(R_{t+1:\infty} \in \cdot | R_{1:t})$, so $R_{t+2:\infty} \perp R_{1:t+1} | P_{t+1}$, which implies that $R_{t+2:\infty} \perp H_{t+1}^\pi | P_{t+1}$. Hence, for any policy π and $t \in \mathbb{Z}_+$,

$$\mathbb{I}(R_{t+2:\infty}; A_t^\pi, R_{t+1,A_t^\pi} | H_t^\pi) = \mathbb{I}(R_{t+2:\infty}; P_{t+1} | H_t^\pi) - \mathbb{I}(R_{t+2:\infty}; P_{t+1} | H_{t+1}^\pi).$$

Therefore, for all $T \in \mathbb{Z}_+$,

$$\begin{aligned} \sum_{t=0}^{T-1} \mathbb{I}(R_{t+2:\infty}; A_t^\pi, R_{t+1,A_t^\pi} | H_t^\pi) &= \sum_{t=0}^{T-1} [\mathbb{I}(R_{t+2:\infty}; P_{t+1} | H_t^\pi) - \mathbb{I}(R_{t+2:\infty}; P_{t+1} | H_{t+1}^\pi)] \\ &\leq \mathbb{I}(R_{2:\infty}; P_1) + \sum_{t=1}^{T-1} [\mathbb{I}(R_{t+2:\infty}; P_{t+1} | H_t^\pi) - \mathbb{I}(R_{t+1:\infty}; P_t | H_t^\pi)] \\ &= \mathbb{I}(R_{2:\infty}; P_1) + \sum_{t=1}^{T-1} [\mathbb{I}(R_{t+2:\infty}; P_t, R_{t+1} | H_t^\pi) - \mathbb{I}(R_{t+1:\infty}; P_t | H_t^\pi)] \\ &= \mathbb{I}(R_{2:\infty}; P_1) + \sum_{t=1}^{T-1} [\mathbb{I}(R_{t+2:\infty}; P_t, | H_t^\pi) + \mathbb{I}(R_{t+2:\infty}; R_{t+1} | P_t, H_t^\pi) - \mathbb{I}(R_{t+1:\infty}; P_t | H_t^\pi)] \end{aligned}$$

$$\begin{aligned}
&\leq \mathbb{I}(R_{2:\infty}; P_1) + \sum_{t=1}^{T-1} \mathbb{I}(R_{t+2:\infty}; R_{t+1} | P_t, H_t^\pi) \\
&= \mathbb{I}(R_{2:\infty}; R_1) + \sum_{t=1}^{T-1} \mathbb{I}(R_{t+2:\infty}; R_{t+1} | P_t) \\
&= \sum_{t=0}^{T-1} \Delta_t.
\end{aligned} \tag{11}$$

Incorporating (10) and (11), we have for all $T \in \mathbb{Z}_+$,

$$\text{Regret}(T; \pi) \leq \sqrt{\sum_{t=0}^{T-1} \mathbb{I}(R_{t+2:\infty}; A_t^\pi, R_{t+1, A_t^\pi} | H_t^\pi)} \sqrt{\sum_{t=0}^{T-1} \Gamma_t^\pi} \leq \sqrt{\sum_{t=0}^{T-1} \Gamma_t^\pi \sum_{t=0}^{T-1} \Delta_t}.$$

□

I Predictive sampling regret: proof of Theorem 5

Theorem 5. *Suppose that $\{R_t\}_{t=1}^{+\infty}$ is reversible. If for all $t \in \mathbb{Z}_+$ and $a \in \mathcal{A}$, $\mathbb{P}(R_{t+1,a} \in \cdot | H_t)$ is almost surely σ_{SG} -sub-Gaussian, then for all $T \in \mathbb{Z}_+$, the regret that a predictive sampling agent incurs*

$$\text{Regret}(T) \leq \sqrt{2|\mathcal{A}|\sigma_{SG}^2 T \sum_{t=0}^{T-1} \Delta_t}.$$

We establish the following lemma that upper-bounds the information ratio of predictive sampling. Then the proof of Theorem 5 follows directly from the lemma and the general regret bound established by Theorem 4.

Lemma 9. *If for all $t \in \mathbb{Z}_+$ and $a \in \mathcal{A}$, $\mathbb{P}(R_{t+1,a} \in \cdot | H_t)$ is almost surely σ_{SG} -sub-Gaussian, then for all $t \in \mathbb{Z}_+$, the information ratio associated with a predictive sampling agent is*

$$\Gamma_t \leq 2|\mathcal{A}|\sigma_{SG}^2.$$

Proof. For all $t \in \mathbb{Z}_+$, let

$$\bar{\theta}_t^H = \mathbb{E}[R_{t+1} | H_t, R_{t+2:\infty}],$$

and $A_{t,*}^H \in \arg \max_{a \in \mathcal{A}} \bar{\theta}_{t,a}^H$ and $R_{t+1,*}^H = R_{t+1, A_{t,*}^H}$. Then for all $t \in \mathbb{Z}_+$, we have

$$\mathbb{P}(A_{t,*}^H \in \cdot | H_t) = \mathbb{P}(A_t \in \cdot | H_t)$$

and $A_{t,*}^H \perp A_t | H_t$.

We begin by establishing a relation using KL-divergence. For all $a, a' \in \mathcal{A}$, and $\lambda \in \mathbb{R}_+$, it follows from the variational form of KL-divergence (Lemma 4 of Appendix B) with $X = \lambda(R_{t+1,a} - \mathbb{E}[R_{t+1,a} | H_t])$ that for all $t \in \mathbb{Z}_+$ and $h \in \mathcal{H}_t$,

$$\begin{aligned}
&\mathbf{d}_{\text{KL}} \left(\mathbb{P}(R_{t+1,a} \in \cdot | A_{t,*}^H = a', H_t = h) \middle\| \mathbb{P}(R_{t+1,a} \in \cdot | H_t = h) \right) \\
&\geq \mathbb{E}[X | H_t = h, A_{t,*}^H = a'] - \ln \mathbb{E}[\exp(X) | H_t = h] \\
&\geq \lambda \mathbb{E}[R_{t+1,a} - \mathbb{E}[R_{t+1,a} | H_t = h] | H_t = h, A_{t,*}^H = a'] - \frac{1}{2} \lambda^2 \sigma_{SG}^2.
\end{aligned}$$

By maximizing over λ , we obtain

$$\begin{aligned} & \left(\mathbb{E} [R_{t+1,a} | A_{t,*}^H = a', H_t = h] - \mathbb{E} [R_{t+1,a} | H_t = h] \right)^2 \\ & \leq 2\sigma_{\text{SG}}^2 \mathbf{d}_{\text{KL}} \left(\mathbb{P} (R_{t+1,a} \in \cdot | A_{t,*}^H = a', H_t = h) \parallel \mathbb{P} (R_{t+1,a} \in \cdot | H_t = h) \right). \end{aligned} \quad (12)$$

We next establish a relation between this KL-divergence and mutual information. In particular,

$$\begin{aligned} & \mathbb{I} (A_{t,*}^H; A_t, R_{t+1,A_t} | H_t = h) \\ & = \mathbb{I} (A_{t,*}^H; A_t | H_t = h) + \mathbb{I} (A_{t,*}^H; R_{t+1,A_t} | A_t, H_t = h) \\ & \stackrel{(a)}{=} \mathbb{I} (A_{t,*}^H; R_{t+1,A_t} | A_t, H_t = h) \\ & = \sum_{a \in \mathcal{A}} \mathbb{P}(A_t = a | H_t = h) \mathbb{I} (A_{t,*}^H; R_{t+1,A_t} | A_t = a, H_t = h) \\ & = \sum_{a \in \mathcal{A}} \mathbb{P}(A_t = a | H_t = h) \mathbb{I} (A_{t,*}^H; R_{t+1,a} | A_t = a, H_t = h) \\ & \stackrel{(b)}{=} \sum_{a \in \mathcal{A}} \mathbb{P}(A_t = a | H_t = h) \mathbb{I} (A_{t,*}^H; R_{t+1,a} | H_t = h) \\ & \stackrel{(c)}{=} \sum_{a \in \mathcal{A}} \mathbb{P}(A_t = a | H_t = h) \left[\sum_{a' \in \mathcal{A}} \mathbb{P} (A_{t,*}^H = a' | H_t = h) \mathbf{d}_{\text{KL}} \left(\mathbb{P} (R_{t+1,a} \in \cdot | A_{t,*}^H = a', H_t = h) \parallel \mathbb{P} (R_{t+1,a} \in \cdot | H_t = h) \right) \right] \\ & \stackrel{(d)}{=} \sum_{a \in \mathcal{A}} \sum_{a' \in \mathcal{A}} \mathbb{P} (A_{t,*}^H = a | H_t = h) \mathbb{P} (A_{t,*}^H = a' | H_t = h) \mathbf{d}_{\text{KL}} \left(\mathbb{P} (R_{t+1,a} \in \cdot | A_{t,*}^H = a', H_t = h) \parallel \mathbb{P} (R_{t+1,a} \in \cdot | H_t = h) \right) \end{aligned} \quad (13)$$

where (a) follows from the fact that $A_t \perp A_{t,*}^H | H_t$, (b) follows from $A_t \perp (A_{t,*}^H, R_{t+1,a}) | H_t$, (c) follows from the KL-divergence representation of mutual information (Lemma 5 of Appendix B), and (d) follows from $\mathbb{P}(A_t \in \cdot | H_t = h) = \mathbb{P}(A_{t,*}^H \in \cdot | H_t = h)$ for all $t \in \mathbb{Z}_+$ and $h \in \mathcal{H}_t$.

Next, we bound the difference between $R_{t+1,A_{t,*}^H}$ and R_{t+1,A_t} . For all $t \in \mathbb{Z}_+$ and $h \in \mathcal{H}_t$, we have

$$\begin{aligned} & \mathbb{E} \left[R_{t+1,A_{t,*}^H} - R_{t+1,A_t} | H_t = h \right]^2 \\ & \stackrel{(a)}{=} \left[\sum_{a \in \mathcal{A}} \mathbb{P} (A_{t,*}^H = a | H_t = h) \left(\mathbb{E} [R_{t+1,a} | A_{t,*}^H = a, H_t = h] - \mathbb{E} [R_{t+1,a} | H_t = h] \right) \right]^2 \\ & \stackrel{(b)}{\leq} |\mathcal{A}| \sum_{a \in \mathcal{A}} \mathbb{P} (A_{t,*}^H = a | H_t = h)^2 \left(\mathbb{E} [R_{t+1,a} | A_{t,*}^H = a, H_t = h] - \mathbb{E} [R_{t+1,a} | H_t = h] \right)^2 \\ & \leq |\mathcal{A}| \sum_{a \in \mathcal{A}} \sum_{a' \in \mathcal{A}} \mathbb{P} (A_{t,*}^H = a | H_t = h) \mathbb{P} (A_{t,*}^H = a' | H_t = h) \left(\mathbb{E} [R_{t+1,a} | A_{t,*}^H = a', H_t = h] - \mathbb{E} [R_{t+1,a} | H_t = h] \right)^2 \\ & \stackrel{(c)}{\leq} 2|\mathcal{A}| \sigma_{\text{SG}}^2 \sum_{a \in \mathcal{A}} \sum_{a' \in \mathcal{A}} \mathbb{P} (A_{t,*}^H = a | H_t = h) \mathbb{P} (A_{t,*}^H = a' | H_t = h) \mathbf{d}_{\text{KL}} \left(\mathbb{P} (R_{t+1,a} \in \cdot | A_{t,*}^H = a', H_t = h) \parallel \mathbb{P} (R_{t+1,a} \in \cdot | H_t = h) \right) \\ & \stackrel{(d)}{=} 2|\mathcal{A}| \sigma_{\text{SG}}^2 \mathbb{I} (A_{t,*}^H; A_t, R_{t+1,A_t} | H_t = h), \end{aligned} \quad (14)$$

where (a) follows from $A_t \perp R_{t+1,a} | H_t$ and $\mathbb{P}(A_t \in \cdot | H_t = h) = \mathbb{P}(A_{t,*}^H \in \cdot | H_t = h)$, (b) follows from the Cauchy-Bunyakovsky-Schwartz inequality, (c) follows from Equation (12), and (d) follows from Equation (13). Hence,

$$\mathbb{E} \left[R_{t+1,A_{t,*}^H} - R_{t+1,A_t} \right]^2 = \mathbb{E} \left[\mathbb{E} \left[R_{t+1,A_{t,*}^H} - R_{t+1,A_t} | H_t \right] \right]^2$$

$$\begin{aligned}
&\stackrel{(a)}{\leq} \mathbb{E} \left[\mathbb{E} \left[R_{t+1, A_{t,*}^H} - R_{t+1, A_t} \mid H_t \right]^2 \right] \\
&\stackrel{(b)}{\leq} \mathbb{E} \left[2|\mathcal{A}| \sigma_{\text{SG}}^2 \mathbb{I}(A_{t,*}^H; A_t, R_{t+1, A_t} \mid H_t = H_t) \right] \\
&= 2|\mathcal{A}| \sigma_{\text{SG}}^2 \mathbb{I}(A_{t,*}^H; A_t, R_{t+1, A_t} \mid H_t), \tag{15}
\end{aligned}$$

where (a) follows from Jensen's Inequality and (b) follows from (14).

In addition, for all $t \in \mathbb{Z}_+$,

$$\begin{aligned}
\mathbb{E}[R_{t+1,*}] &= \mathbb{E} \left[\max_{a \in \mathcal{A}} \mathbb{E}[R_{t+1,a} \mid R_{1:t}] \right] \\
&= \mathbb{E} \left[\max_{a \in \mathcal{A}} \mathbb{E}[R_{t+1,a} \mid R_{t+2:2t+1}] \right] \\
&\leq \mathbb{E} \left[\max_{a \in \mathcal{A}} \mathbb{E}[R_{t+1,a} \mid R_{t+2:\infty}] \right] \\
&= \mathbb{E} \left[\max_{a \in \mathcal{A}} \mathbb{E}[\mathbb{E}[R_{t+1,a} \mid H_t, R_{t+2:\infty}] \mid R_{t+2:\infty}] \right] \\
&\stackrel{(a)}{\leq} \mathbb{E} \left[\mathbb{E} \left[\max_{a \in \mathcal{A}} \mathbb{E}[R_{t+1,a} \mid H_t, R_{t+2:\infty}] \mid R_{t+2:\infty} \right] \right] \\
&= \mathbb{E} \left[\max_{a \in \mathcal{A}} \mathbb{E}[R_{t+1,a} \mid H_t, R_{t+2:\infty}] \right] \\
&= \mathbb{E} \left[R_{t+1, A_{t,*}^H} \right]. \tag{16}
\end{aligned}$$

By the data-processing inequality of mutual information (Lemma 7 of Appendix B), we have for all $t \in \mathbb{Z}_+$,

$$\mathbb{I}(R_{t+2:\infty}; A_t, R_{t+1, A_t} \mid H_t) \geq \mathbb{I}(A_{t,*}^H; A_t, R_{t+1, A_t} \mid H_t). \tag{17}$$

Then it follows from (15), (16) and (17) that for all $t \in \mathbb{Z}_+$,

$$\Gamma_t = \frac{\mathbb{E}[R_{t+1,*} - R_{t+1, A_t}]_+^2}{\mathbb{I}(R_{t+2:\infty}; A_t, R_{t+1, A_t} \mid H_t)} \leq \frac{\mathbb{E}[R_{t+1, A_{t,*}^H} - R_{t+1, A_t}]_+^2}{\mathbb{I}(R_{t+2:\infty}; A_t, R_{t+1, A_t} \mid H_t)} \leq \frac{\mathbb{E}[R_{t+1, A_{t,*}^H} - R_{t+1, A_t}]^2}{\mathbb{I}(A_{t,*}^H; A_t, R_{t+1, A_t} \mid H_t)} \leq 2|\mathcal{A}| \sigma_{\text{SG}}^2.$$

□

J Bounding Δ_t in modulated Bernoulli bandits: proof of Lemma 3

Lemma 3. *In a modulated Bernoulli bandit environment,*

$$\sum_{t=0}^{T-1} \Delta_t \leq \min \left\{ T \sum_{a \in \mathcal{A}} (1 - q_a) \mathbb{H}(\theta_{0,a}), \sum_{a \in \mathcal{A}} (1 - q_a) \mathbb{H}(\theta_{0,a}) + (T - 1) \sum_{a \in \mathcal{A}} [\mathbb{H}(q_a) + q_a \mathbb{H}(\theta_{0,a})] \right\}.$$

where $\mathbb{H}(q_a)$ denotes the entropy of a Bernoulli(q_a) random variable.

Proof. Observe that for all $t \in \mathbb{Z}_+$,

$$\begin{aligned}
\Delta_t &= \mathbb{I}(R_{t+2:\infty}; R_{t+1} \mid P_t) \\
&\leq \mathbb{I}(\theta_{t+1}; R_{t+1} \mid P_t) \\
&= \mathbb{H}(\theta_{t+1} \mid P_t) - \mathbb{H}(\theta_{t+1} \mid P_t, R_{t+1})
\end{aligned}$$

$$\begin{aligned}
&= \mathbb{H}(\theta_{t+1}|P_t) - \mathbb{H}(\theta_{t+1}|P_{t+1}) \\
&= \mathbb{H}(\theta_{t+1}|P_t, \theta_t) + \mathbb{I}(\theta_{t+1}; \theta_t|P_t) - \mathbb{H}(\theta_{t+1}|P_{t+1}, \theta_t) - \mathbb{I}(\theta_{t+1}; \theta_t|P_{t+1}) \\
&= \mathbb{H}(\theta_{t+1}|\theta_t) + \mathbb{I}(\theta_{t+1}; \theta_t|P_t) - \mathbb{H}(\theta_{t+1}|\theta_t) - \mathbb{I}(\theta_{t+1}; \theta_t|P_{t+1}) \\
&= \mathbb{I}(\theta_{t+1}; \theta_t|P_t) - \mathbb{I}(\theta_{t+1}; \theta_t|P_{t+1}).
\end{aligned}$$

Then the total predictive information

$$\begin{aligned}
\sum_{t=0}^{T-1} \Delta_t &= \sum_{t=0}^{T-1} [\mathbb{I}(\theta_{t+1}; \theta_t|P_t) - \mathbb{I}(\theta_{t+1}; \theta_t|P_{t+1})] \\
&= \mathbb{I}(\theta_0; \theta_1) + \sum_{t=1}^{T-1} [\mathbb{I}(\theta_{t+1}; \theta_t|P_t) - \mathbb{I}(\theta_t; \theta_{t-1}|P_t)] \\
&\leq \mathbb{I}(\theta_0; \theta_1) + \sum_{t=1}^{T-1} [\mathbb{I}(\theta_{t+1}, \theta_{t-1}; \theta_t|P_t) - \mathbb{I}(\theta_t; \theta_{t-1}|P_t)] \\
&= \mathbb{I}(\theta_0; \theta_1) + \sum_{t=1}^{T-1} [\mathbb{I}(\theta_{t+1}; \theta_t|P_t, \theta_{t-1})] \\
&= \mathbb{I}(\theta_0; \theta_1) + \sum_{t=1}^{T-1} [\mathbb{I}(\theta_{t+1}; \theta_t|\theta_{t-1})] \\
&= \mathbb{I}(\theta_0; \theta_1) + (T-1)\mathbb{I}(\theta_2; \theta_1|\theta_0).
\end{aligned}$$

Then it is clear that

$$\sum_{t=0}^{T-1} \Delta_t \leq \min \{T\mathbb{I}(\theta_0; \theta_1), \mathbb{I}(\theta_0; \theta_1) + (T-1)\mathbb{H}(\theta_1|\theta_0)\}. \quad (18)$$

To upper-bound $\mathbb{I}(\theta_0; \theta_1)$ and $\mathbb{H}(\theta_1|\theta_0)$, it is helpful to consider an alternative formulation of the modulated Bernoulli bandit environment. For all $a \in \mathcal{A}$, $\theta_{0,a} = X_{0,a}$ and, for all $a \in \mathcal{A}$ and $t \in \mathbb{Z}_+$,

$$\theta_{t+1,a} = \begin{cases} X_{t+1,a} & \text{if } B_{t+1,a} = 1 \\ \theta_{t,a} & \text{if } B_{t+1,a} = 0. \end{cases}$$

where $(B_{t,a} : t \in \mathbb{Z}_{++})$ is an i.i.d. Bernoulli(q_a) process and $(X_{t,a} : t \in \mathbb{Z}_+)$ is an i.i.d. process with discrete range. With this formulation, observe that for all $t \in \mathbb{Z}_+$ and $a \in \mathcal{A}$,

$$\theta_{t+1,a} = (1 - B_{t+1,a})\theta_{t,a} + B_{t+1,a}X_{t+1,a}. \quad (19)$$

We derive the mutual information between θ_1 and θ_0 :

$$\begin{aligned}
\mathbb{I}(\theta_1; \theta_0) &= \sum_{a \in \mathcal{A}} \mathbb{I}(\theta_{1,a}; \theta_{0,a}) \\
&= \sum_{a \in \mathcal{A}} (\mathbb{H}(\theta_{1,a}) - \mathbb{H}(\theta_{1,a}|\theta_{0,a})) \\
&\leq \sum_{a \in \mathcal{A}} (\mathbb{H}(\theta_{0,a}) - \mathbb{H}(\theta_{1,a}|\theta_{0,a}, B_{1,a})) \\
&\stackrel{(a)}{=} \sum_{a \in \mathcal{A}} (\mathbb{H}(\theta_{0,a}) - \mathbb{H}((1 - B_{1,a})\theta_{0,a} + B_{1,a}X_{1,a}|\theta_{0,a}, B_{1,a})) \\
&= \sum_{a \in \mathcal{A}} (\mathbb{H}(\theta_{0,a}) - \mathbb{H}(B_{1,a}X_{1,a}|\theta_{0,a}, B_{1,a}))
\end{aligned}$$

$$\begin{aligned}
&= \sum_{a \in \mathcal{A}} (\mathbb{H}(\theta_{0,a}) - \mathbb{H}(B_{1,a}X_{1,a}|B_{1,a})) \\
&= \sum_{a \in \mathcal{A}} (\mathbb{H}(\theta_{0,a}) - q_a \mathbb{H}(X_{1,a})) \\
&= \sum_{a \in \mathcal{A}} (\mathbb{H}(\theta_{0,a}) - q_a \mathbb{H}(\theta_{0,a})) \\
&= \sum_{a \in \mathcal{A}} (1 - q_a) \mathbb{H}(\theta_{0,a}), \tag{20}
\end{aligned}$$

where (a) follows from (19).

Now we derive $\mathbb{H}(\theta_1|\theta_0)$:

$$\begin{aligned}
\mathbb{H}(\theta_1|\theta_0) &= \mathbb{H}((1 - B_1)\theta_0 + B_1X_1|\theta_0) \\
&\leq \mathbb{H}(\theta_0, B_1, B_1X_1|\theta_0) \\
&= \mathbb{H}(B_1, B_1X_1) \\
&= \sum_{a \in \mathcal{A}} (\mathbb{H}(B_{1,a}) + \mathbb{H}(B_{1,a}X_{1,a}|B_{1,a})) \\
&= \sum_{a \in \mathcal{A}} (\mathbb{H}(B_{1,a}) + q_a \mathbb{H}(X_{1,a})) \\
&= \sum_{a \in \mathcal{A}} (\mathbb{H}(q_a) + q_a \mathbb{H}(\theta_{0,a})). \tag{21}
\end{aligned}$$

□

Plugging (20) and (21) into (18), we complete the proof.

K Regret lower bound: proof of Theorem 6

Theorem 6. *There exists a modulated Bernoulli bandit environment and a constant $C \in \mathbb{R}_{++}$, such that for any policy π , and all $T \in \mathbb{Z}_{++}$,*

$$\text{Regret}(T; \pi) \geq CT.$$

Proof. We introduce a modulated Bernoulli bandit with a set of two actions $\mathcal{A} = \{1, 2\}$, and for each $a \in \mathcal{A}$,

$$\theta_{0,a} = \begin{cases} 0 & \text{with probability } 1/2 \\ 1 & \text{with probability } 1/2. \end{cases}$$

We let $q = [1/2, 1]$. Then for all $t \in \mathbb{Z}_+$, the baseline at time t is

$$\begin{aligned}
\mathbb{E}[R_{t+1,*}] &= \mathbb{E} \left[\max_{a \in \mathcal{A}} \mathbb{E}[R_{t+1,a} | R_{1:t}] \right] \\
&\stackrel{(a)}{=} \mathbb{E} \left[\max_{a \in \mathcal{A}} \mathbb{E}[\theta_{t,a} | \theta_{t-1}] \right] \\
&\stackrel{(b)}{=} \mathbb{E} \left[\max_{a \in \mathcal{A}} \mathbb{E}[\theta_{t,a} | \theta_{t-1,1}] \right] \\
&= \mathbb{E} \left[\mathbb{E} \left[\max_{a \in \mathcal{A}} \mathbb{E}[\theta_{t,a} | \theta_{t-1,1}] \middle| H_{t-1}^\pi \right] \right] \\
&\stackrel{(c)}{=} \mathbb{E} \left[\sum_{a' \in \mathcal{A}} \mathbb{E} \left[\max_{a \in \mathcal{A}} \mathbb{E}[\theta_{t,a} | \theta_{t-1,1}] \middle| H_{t-1}^\pi \right] \mathbb{P}(A_{t-1}^\pi = a' | H_{t-1}^\pi) \right], \tag{22}
\end{aligned}$$

where (a) follows from that $(\theta_t : t \in \mathbb{Z})$ follows a Markov process, and that $R_{t+1} = \theta_t$, (b) follows from $q_2 = 1$, and (c) from that A_{t-1}^π is independent of θ_{t-1} conditioned on H_{t-1}^π .

For any policy π and all $t \in \mathbb{Z}_+$, the reward collected at time t is upper-bounded by

$$\begin{aligned}
\mathbb{E}[R_{t+1, A_t^\pi}] &= \mathbb{E}\left[\mathbb{E}[R_{t+1, A_t^\pi} | H_t^\pi]\right] \\
&= \mathbb{E}\left[\sum_{a \in \mathcal{A}} \mathbb{E}[R_{t+1, a} | H_t^\pi] \mathbb{P}(A_t^\pi = a | H_t^\pi)\right] \\
&\leq \mathbb{E}\left[\max_{a \in \mathcal{A}} \mathbb{E}[R_{t+1, a} | H_t^\pi]\right] \\
&= \mathbb{E}\left[\mathbb{E}\left[\max_{a \in \mathcal{A}} \mathbb{E}[R_{t+1, a} | H_t^\pi] \middle| H_{t-1}^\pi\right]\right] \\
&= \mathbb{E}\left[\mathbb{E}\left[\max_{a \in \mathcal{A}} \mathbb{E}[R_{t+1, a} | H_{t-1}^\pi, A_{t-1}^\pi, R_{t, A_{t-1}^\pi}] \middle| H_{t-1}^\pi\right]\right] \\
&\stackrel{(a)}{=} \mathbb{E}\left[\sum_{a' \in \mathcal{A}} \mathbb{E}\left[\max_{a \in \mathcal{A}} \mathbb{E}[R_{t+1, a} | H_{t-1}^\pi, R_{t, a'}] \middle| H_{t-1}^\pi\right] \mathbb{P}(A_{t-1}^\pi = a' | H_{t-1}^\pi)\right] \\
&\stackrel{(b)}{=} \mathbb{E}\left[\sum_{a' \in \mathcal{A}} \mathbb{E}\left[\max_{a \in \mathcal{A}} \mathbb{E}[\theta_{t, a} | H_{t-1}^\pi, \theta_{t-1, a'}] \middle| H_{t-1}^\pi\right] \mathbb{P}(A_{t-1}^\pi = a' | H_{t-1}^\pi)\right], \tag{23}
\end{aligned}$$

where (a) follows from that A_{t-1}^π is independent of R_t conditioned on H_{t-1}^π , and (b) from $R_{t+1} = \theta_t$. Observe that for all $t \in \mathbb{Z}_+$, the term $\mathbb{E}\left[\max_{a \in \mathcal{A}} \mathbb{E}[\theta_{t, a} | H_{t-1}^\pi, \theta_{t-1, a'}] \middle| H_{t-1}^\pi\right]$ in (23) for each of $a' \in \mathcal{A} = \{1, 2\}$ can be derived or upper-bounded as follows:

$$\mathbb{E}\left[\max_{a \in \mathcal{A}} \mathbb{E}[\theta_{t, a} | H_{t-1}^\pi, \theta_{t-1, 1}] \middle| H_{t-1}^\pi\right] = \mathbb{E}\left[\max_{a \in \mathcal{A}} \mathbb{E}[\theta_{t, a} | \theta_{t-1, 1}] \middle| H_{t-1}^\pi\right], \tag{24}$$

and

$$\begin{aligned}
\mathbb{E}\left[\max_{a \in \mathcal{A}} \mathbb{E}[\theta_{t, a} | H_{t-1}^\pi, \theta_{t-1, 2}] \middle| H_{t-1}^\pi\right] &\stackrel{(a)}{=} \mathbb{E}\left[\max_{a \in \mathcal{A}} \mathbb{E}[\theta_{t, a} | H_{t-1}^\pi] \middle| H_{t-1}^\pi\right] \\
&= \max_{a \in \mathcal{A}} \mathbb{E}[\theta_{t, a} | H_{t-1}^\pi] \\
&\stackrel{(b)}{=} \max_{a \in \mathcal{A}} \mathbb{E}\left[\mathbb{E}[\theta_{t, a} | \theta_{t-2}] \middle| H_{t-1}^\pi\right] \\
&\stackrel{(c)}{\leq} \mathbb{E}\left[\max_{a \in \mathcal{A}} \mathbb{E}[\theta_{t, a} | \theta_{t-2}] \middle| H_{t-1}^\pi\right] \\
&\stackrel{(d)}{=} \mathbb{E}\left[\max_{a \in \mathcal{A}} \mathbb{E}[\theta_{t, a} | \theta_{t-2, 1}] \middle| H_{t-1}^\pi\right], \tag{25}
\end{aligned}$$

where (a) follows from $q_2 = 1$, (b) follows from that θ_t is independent of H_{t-1}^π conditioned on θ_{t-2} (recall that $H_{t-1}^\pi = (A_0^\pi, R_{1, A_0^\pi}, \dots, A_{t-2}^\pi, R_{t-1, A_{t-2}^\pi}) = (A_0^\pi, \theta_{0, A_0^\pi}, \dots, A_{t-2}^\pi, \theta_{t-2, A_{t-2}^\pi})$), (c) from Jensen's inequality, and (d) again from $q_2 = 1$. Subtracting (23) from (22), we establish a lower bound on the instantaneous regret:

$$\begin{aligned}
\mathbb{E}[R_{t+1, *}] - \mathbb{E}[R_{t+1, A_t^\pi}] &\geq \mathbb{E}\left[\sum_{a' \in \mathcal{A}} \mathbb{E}\left[\max_{a \in \mathcal{A}} \mathbb{E}[\theta_{t, a} | \theta_{t-1, 1}] - \max_{a \in \mathcal{A}} \mathbb{E}[\theta_{t, a} | H_{t-1}^\pi, \theta_{t-1, a'}] \middle| H_{t-1}^\pi\right] \mathbb{P}(A_{t-1}^\pi = a' | H_{t-1}^\pi)\right] \\
&\stackrel{(a)}{=} \mathbb{E}\left[\mathbb{E}\left[\max_{a \in \mathcal{A}} \mathbb{E}[\theta_{t, a} | \theta_{t-1, 1}] - \max_{a \in \mathcal{A}} \mathbb{E}[\theta_{t, a} | \theta_{t-2, 1}] \middle| H_{t-1}^\pi\right] \mathbb{P}(A_{t-1}^\pi = 2 | H_{t-1}^\pi)\right]
\end{aligned}$$

$$\begin{aligned}
&\stackrel{(b)}{=} \mathbb{E} \left[\frac{1}{16} \mathbb{P}(A_{t-1}^\pi = 2 | H_{t-1}^\pi) \right] \\
&= \frac{1}{16} \mathbb{P}(A_{t-1}^\pi = 2),
\end{aligned} \tag{26}$$

where (a) follows from (24) and (25), and (b) from computing the conditional expectation, which turns out to be independent of H_{t-1}^π .

Below we derive another lower bound on the instantaneous regret. First, observe that for any policy π and all $t \in \mathbb{Z}_+$, the reward collected at time t is upper-bounded by:

$$\begin{aligned}
\mathbb{E} [R_{t+1, A_t^\pi}] &= \mathbb{E} [R_{t+1, A_t^\pi} | A_t^\pi = 1] \mathbb{P}(A_t^\pi = 1) + \mathbb{E} [R_{t+1, A_t^\pi} | A_t^\pi = 2] \mathbb{P}(A_t^\pi = 2) \\
&\leq \mathbb{E} [R_{t+1, 1} | A_t^\pi = 1] \mathbb{P}(A_t^\pi = 1) + \mathbb{P}(A_t^\pi = 2) \\
&\leq \mathbb{E} [R_{t+1, 1}] + \mathbb{P}(A_t^\pi = 2),
\end{aligned}$$

where both inequalities follow from that rewards are bounded in $[0, 1]$. Therefore, for any policy π and all $t \in \mathbb{Z}_+$, the instantaneous regret can be lower-bounded as follows:

$$\begin{aligned}
\mathbb{E} [R_{t+1, *} - R_{t+1, A_t^\pi}] &\geq \mathbb{E} [R_{t+1, *}] - \mathbb{E} [R_{t+1, 1}] - \mathbb{P}(A_t^\pi = 2) \\
&= \frac{5}{8} - \frac{1}{2} - \mathbb{P}(A_t^\pi = 2) = \frac{1}{8} - \mathbb{P}(A_t^\pi = 2).
\end{aligned} \tag{27}$$

Incorporating the two lower bounds on instantaneous regret established in (26) and (27), respectively, we derive a lower bound on the cumulative regret: for any policy π , and $T \in \mathbb{Z}_{++}$, $T \geq 2$,

$$\begin{aligned}
\text{Regret}(T; \pi) &\geq \max \left\{ \sum_{t=0}^{T-2} \frac{1}{16} \mathbb{P}(A_t^\pi = 2), \sum_{t=0}^{T-2} \left[\frac{1}{8} - \mathbb{P}(A_t^\pi = 2) \right] \right\} \\
&\geq \frac{16}{17} \sum_{t=0}^{T-2} \frac{1}{16} \mathbb{P}(A_t^\pi = 2) + \frac{1}{17} \sum_{t=0}^{T-2} \left[\frac{1}{8} - \mathbb{P}(A_t^\pi = 2) \right] \\
&= \frac{1}{136} (T-1) \\
&\geq \frac{1}{272} T.
\end{aligned} \tag{28}$$

For any policy π , and $T = 1$,

$$\begin{aligned}
\text{Regret}(T; \pi) &= \mathbb{E}[R_{1, *}] - \mathbb{E}[R_{1, A_1^\pi}] \\
&\geq \mathbb{E}[R_{1, *}] - \mathbb{E} \left[\max_{a \in \mathcal{A}} \mathbb{E}[R_{t+1, a}] \right] \\
&= \frac{5}{8} - \frac{1}{2} = \frac{1}{8} \geq \frac{1}{272} T.
\end{aligned} \tag{29}$$

Combining (28) and (29), we complete the proof. \square

L More on variations of PS and TS in AR(1) logistic bandits: complementing Section 4.5.2

L.1 Standard Laplace approximation and incremental Laplace approximation in stationary logistic bandits

This section presents numerical experiments we conduct to show that incremental Laplace approximation is comparable with standard Laplace approximation in stationary logistic bandits. To compare the incremental Laplace approximation with the standard Laplace approximation, we conduct experiments on Thompson sampling agents interacting with a stationary logistic bandit introduced below:

Example 4 (stationary logistic bandit). In a stationary logistic bandit, each reward distribution $P_a = \mathbb{P}(R_{t+1,a} \in \cdot | P)$ is Bernoulli. Its mean $\mathbb{E}[R_{t+1,a} | P]$ is determined by a random variable $\alpha \in \mathbb{R}^d$, where $d \in \mathbb{Z}_{++}$ is known, and $\phi_a \in \mathbb{R}^d$, a known feature vector associated with action $a \in \mathcal{A}$. In particular, the mean reward $\mathbb{E}[R_{t+1,a} | P] = \frac{\exp(\alpha^\top \phi_a)}{1 + \exp(\alpha^\top \phi_a)}$. The variable α has a Gaussian distribution $\mathcal{N}(\mu_0, \Sigma_0)$, where $\mu_0 \in \mathbb{R}^d$ and $\Sigma_0 \in \mathcal{S}_+^d$. Here we use \mathcal{S}_+^d to denote the set of all $d \times d$ positive semi-definite matrices.

We compare the performance of the agents in using incremental Laplace approximation and the standard Laplace approximation, respectively, in approximating the posterior distribution of α at each timestep t . We run three sets of experiments, in which each coordinate of α is standard Gaussian and independent of the rest of the coordinates, and the number of actions are 2, 3, and 3, with $\phi \in \{\phi^1, \phi^2, \phi^3\}$, where

$$\phi^1 = \begin{bmatrix} 1 & 0 \\ 0 & 1 \end{bmatrix}, \phi^2 = \begin{bmatrix} 1 & 0 & 0 \\ 0 & 1 & 0 \\ 0 & 0 & 1 \end{bmatrix}, \text{ and } \phi^3 = \begin{bmatrix} 0.9 & 0.1 & 0 \\ 0 & 0.9 & 0.1 \\ 0.1 & 0 & 0.9 \end{bmatrix},$$

respectively. Here, we use ϕ to denote the matrix where the a -th row corresponds to the row feature vector ϕ_a^\top , for all $a \in \mathcal{A}$.

Figure ?? plots the cumulative regret over 1000 timesteps, averaged over 200 simulations, incurred by Thompson sampling agents using standard Laplace approximation and incremental Laplace approximation, respectively, in approximating the posteriors. We observe that the performances of the two methods are comparable across all experiments.

L.2 Incremental Laplace approximation in nonstationary logistic bandits

Below we present how we can efficiently implement incremental Laplace approximation in approximating $\mathbb{P}(\alpha_t \in \cdot | H_t^\pi)$ using $\mathcal{N}(\mu_t, \Sigma_t)$ in nonstationary AR(1) logistic bandits. At each timestep, the mean μ_t minimizes the following objective:

$$\mu_t \leftarrow \min_{\alpha} \left\{ \frac{1}{2} (\alpha - \mu_{t-1})^\top \Sigma_{t-1}^{-1} (\alpha - \mu_{t-1}) - R_{t+1, A_t} \phi_{A_t}^\top \alpha + \log (1 + \exp (\phi_{A_t}^\top \alpha)) \right\}, \quad (30)$$

and the variance can be derived as follows:

$$\Sigma_t \leftarrow \left[\Sigma_{t-1}^{-1} + \frac{\exp(\phi_{A_t}^\top \mu_t)}{(1 + \exp(\phi_{A_t}^\top \mu_t))^2} \phi_{A_t} \phi_{A_t}^\top \right]^{-1}, \quad (31)$$

then an additional step is carried out:

$$\mu_t \leftarrow A \mu_t \text{ and } \Sigma_t \leftarrow A \Sigma_t A^\top + V,$$

where A is a diagonal matrix whose a -th entry along its diagonal is γ_a , and V is a diagonal matrix whose a -th entry along its diagonal is δ_a^2 .

L.3 Tractable variation of predictive sampling in AR(1) logistic bandits

We provide detailed procedures to execute a variant of predictive sampling in AR(1) logistic bandits. Recall that $R_{t+1} \sim \text{Bernoulli} \left(\frac{\exp(\phi \alpha_t)}{1 + \exp(\phi \alpha_t)} \right)$. We instead pretend that the rewards are Gaussian distributed according to: $\tilde{R}_{t+1} \sim \mathcal{N} \left(\frac{1}{2} \mathbf{1} + \frac{1}{4} \phi \alpha_t, \frac{1}{16} I \right)$, where $\mathbf{1}$ is an all-one vector and ϕ is the matrix whose a -th row is ϕ_a^\top . We present the following variant of predictive sampling for nonstationary logistic bandits, which is designed based on incremental Laplace approximation and Gaussian imagination.

Algorithm 5: variant of predictive sampling in an AR(1) logistic bandit

```

1 for  $t = 0, 1, \dots, T - 1$  do
2   derive:  $\mu_t \leftarrow \min_{\alpha} \left\{ \frac{1}{2}(\alpha - \mu_{t-1})^\top \Sigma_{t-1}^{-1}(\alpha - \mu_{t-1}) - R_{t+1, A_t} \phi_{A_t}^\top \alpha + \log(1 + \exp(\phi_{A_t}^\top \alpha)) \right\}$ ,
3   and  $\Sigma_t \leftarrow \left[ \Sigma_{t-1}^{-1} + \frac{\exp(\phi_{A_t}^\top \mu_t)}{(1 + \exp(\phi_{A_t}^\top \mu_t))^2} \phi_{A_t} \phi_{A_t}^\top \right]^{-1}$ 
4   update:  $\mu_t \leftarrow A \mu_t$  and  $\Sigma_t \leftarrow A \Sigma_t A^\top + V$ 
5   sample:  $\hat{\alpha}_t$  from  $\mathcal{N}(\mu_t, \Sigma_t)$  estimate:  $\hat{\theta}_t = \frac{1}{2} \mathbf{1} + \frac{1}{4} \phi \hat{\alpha}_t$ 
6   select:  $A_t \in \arg \max_{a \in \mathcal{A}} \hat{\theta}_{t,a}$ 
7   observe:  $R_{t+1, A_t}$ 

```

In Step 5 of Algorithm 5, we derive μ'_t and Σ'_t based on μ_t and Σ_t as follows: $\mu'_t = \mu_t$, $\Sigma'_t = \Sigma_{12}^{(t)} \Sigma_{22}^{(t)-1} \Sigma_{21}^{(t)}$, and

$$\Sigma_{21} = \frac{1}{4} \begin{bmatrix} \phi A \Sigma_t \\ \phi A^2 \Sigma_t \\ \dots \\ \phi A^n \Sigma_t \end{bmatrix}, \Sigma_{12} = \Sigma_{21}^\top, \Sigma_{22} = \frac{1}{16} \begin{bmatrix} \phi \tilde{\Sigma}_{t+1}^{(t)} \phi^\top + I & \phi \tilde{\Sigma}_{t+1}^{(t)} A^\top \phi^\top & \phi \tilde{\Sigma}_{t+1}^{(t)} A^{2\top} \phi^\top & \dots & \phi \tilde{\Sigma}_{t+1}^{(t)} A^{n-1\top} \phi^\top \\ \phi A \tilde{\Sigma}_{t+1}^{(t)} \phi^\top & \phi \tilde{\Sigma}_{t+2}^{(t)} \phi^\top + I & \phi \tilde{\Sigma}_{t+2}^{(t)} A^\top \phi^\top & \dots & \phi \tilde{\Sigma}_{t+2}^{(t)} A^{n-2\top} \phi^\top \\ \phi A^2 \tilde{\Sigma}_{t+1}^{(t)} \phi^\top & \phi A \tilde{\Sigma}_{t+2}^{(t)} \phi^\top & \phi \tilde{\Sigma}_{t+3}^{(t)} \phi^\top + I & \dots & \phi \tilde{\Sigma}_{t+3}^{(t)} A^{n-3\top} \phi^\top \\ \vdots & \vdots & \vdots & \ddots & \vdots \\ \phi A^{n-1} \tilde{\Sigma}_{t+1}^{(t)} \phi & \phi A^{n-2} \tilde{\Sigma}_{t+2}^{(t)} \phi & \phi A^{n-3} \tilde{\Sigma}_{t+3}^{(t)} \phi & \dots & \phi \tilde{\Sigma}_{t+n}^{(t)} \phi^\top + I \end{bmatrix}.$$

The matrices $\tilde{\Sigma}_t^{(t)}, \tilde{\Sigma}_{t+1}^{(t)}, \dots, \tilde{\Sigma}_{t+n}^{(t)}$ can be derived from the following recursion:

$$\begin{aligned} \tilde{\Sigma}_t^{(t)} &= \Sigma_t, \\ \tilde{\Sigma}_{t+i+1}^{(t)} &= A \tilde{\Sigma}_{t+i}^{(t)} A^\top + V, \quad i = 0, 1, 2, \dots, n-1. \end{aligned}$$

Below we present a variant of Thompson sampling in an AR(1) logistic bandit for ease of comparison.

Algorithm 6: variant of Thompson sampling in an AR(1) logistic bandit

```

1 for  $t = 0, 1, \dots, T - 1$  do
2   derive:  $\mu_t \leftarrow \min_{\alpha} \left\{ \frac{1}{2}(\alpha - \mu_{t-1})^\top \Sigma_{t-1}^{-1}(\alpha - \mu_{t-1}) - R_{t+1, A_t} \phi_{A_t}^\top \alpha + \log(1 + \exp(\phi_{A_t}^\top \alpha)) \right\}$ ,
3   and  $\Sigma_t \leftarrow \left[ \Sigma_{t-1}^{-1} + \frac{\exp(\phi_{A_t}^\top \mu_t)}{(1 + \exp(\phi_{A_t}^\top \mu_t))^2} \phi_{A_t} \phi_{A_t}^\top \right]^{-1}$ 
4   update:  $\mu_t \leftarrow A \mu_t$  and  $\Sigma_t \leftarrow A \Sigma_t A^\top + V$ 
5   sample:  $\hat{\alpha}_t^{\pi_{\text{TS}}}$  from  $\mathcal{N}(\mu_t, \Sigma_t)$ 
6   estimate:  $\hat{\theta}_t^{\pi_{\text{TS}}} = \phi \hat{\alpha}_t^{\pi_{\text{TS}}}$ 
7   select:  $A_t^{\pi_{\text{TS}}} \in \arg \max_{a \in \mathcal{A}} \hat{\theta}_{t,a}^{\pi_{\text{TS}}}$ 
8   observe:  $R_{t+1, A_t^{\pi_{\text{TS}}}}$ 

```
