




Exact Paired-Permutation Testing for Structured Test Statistics

Ran Zmigrod  University of Cambridge rz279@cam.ac.uk
Tim Vieira  Johns Hopkins University tim.f.vieira@gmail.com
Ryan Cotterell  ETH Zürich ryan.cotterell@inf.ethz.ch

Abstract

Significance testing—especially the paired-permutation test—has played a vital role in developing NLP systems to provide confidence that the difference in performance between two systems (i.e., the test statistic) is not due to luck. However, practitioners rely on Monte Carlo approximation to perform this test due to a lack of a suitable exact algorithm. In this paper, we provide an efficient exact algorithm for the paired-permutation test for a family of structured test statistics. Our algorithm runs in $\mathcal{O}(GN(\log GN)(\log N))$ time where N is the dataset size and G is the range of the test statistic. We found that our exact algorithm was 10x faster than the Monte Carlo approximation with 20000 samples on a common dataset.

 <https://github.com/rycolab/paired-perm-test>

1 Introduction

How confident can we be that System U is more accurate than System V ? Questions of this form are widespread in natural language processing (Dietterich, 1998; Koehn, 2004; Ojala and Garriga, 2010; Clark et al., 2011; Berg-Kirkpatrick et al., 2012; Dror et al., 2018) and statistical hypothesis testing provides answers (Lehmann and Romano, 2005). In this paper, we study the paired-permutation test (Good, 2000)—a commonly used hypothesis test in NLP because it makes no assumptions on the distribution of the data or the evaluation metric used to compare the two systems (Yeh, 2000; Dror et al., 2018, 2020; Deutsch et al., 2021). The paired-permutation test checks whether a test statistic is significant by evaluating the probability that a value at least as large as the observed statistic would occur if system outputs were randomly swapped. Thus, an exact algorithm for evaluating the paired-permutation test involves a summation over all 2^N possible swaps. Without

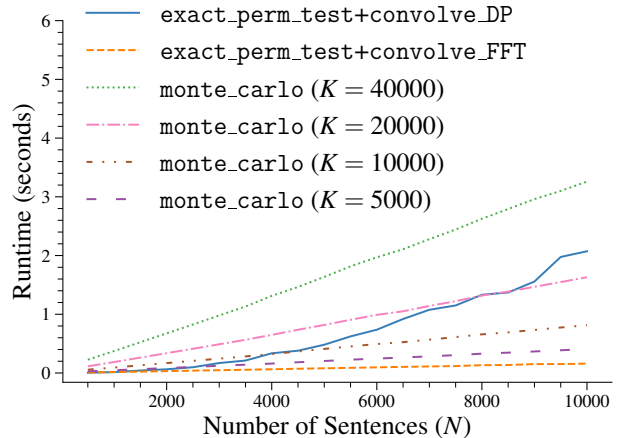


Figure 1: Runtime comparison of `exact_perm_test` using `convolve_DP` and `convolve_FFT`, and `monte_carlo` as a function of the number of entries in the dataset. See for §5 for experimental details.

any assumptions on the test statistic, we can only exactly compute this sum in $\mathcal{O}(2^N)$ time. Thus, practitioners often resort to running a Monte Carlo (MC) approximation which replaces the summation with $K \ll 2^N$ randomly sampled swaps. Although the MC approximation is often practical, it unfortunately introduces additional error when determining the significance of a test (Serlin, 2000; Koehler et al., 2009).

This paper proposes a family of additively structured, integer-valued test statistics. Test statistics of this form admit an efficient exact algorithm that leverages the fast Fourier transform (Cooley and Tukey, 1965; Cormen et al., 2022) to run in $\mathcal{O}(GN(\log GN)(\log N))$ time where N is the size of the dataset and G is the range of the test statistic. We compare the efficiency of our exact method to the MC approximation for comparing part-of-speech taggers on the Universal Dependency Dataset (Nivre et al., 2018). Surprisingly, our *exact* algorithm is faster than MC approximation: given 10000 sentences, our algorithm is 10x faster than MC with 20000 samples and 3x faster than MC with 5000 samples, taking ≈ 0.1 seconds.

2 Paired-Permutation Testing

The **paired-permutation test** (Good, 2000), the focus of this work, is a common null hypothesis significance test that has a natural application to many problems in NLP (Peyrard et al., 2021). The test attempts to reject the null hypothesis, described below, at significance level α ; typically $\alpha = 0.05$.

Preliminaries. Suppose we want to compare the performances of two systems U and V where each system was evaluated on a dataset of the same N entries. We place the entries of U and V into a pair of arrays of length N denoted \mathbf{u} and \mathbf{v} .

The null hypothesis. The goal of a paired-permutation test is to test whether the entries \mathbf{u} and \mathbf{v} are *independent* of the labels U and V themselves. The reason that this is the question we ought to care about is that, fundamentally, if the system label (in this case, U or V) provides no information (in the sense of mutual information) about the entry, then we should *not* prefer one system to another. And, from basic information theory, we know that two random variables (RVs) have no mutual information iff they are independent. So, independence of the system’s label and the system’s set of entries is the right thing to inquire about. In the language of frequentist testing, the hypothesis that a system’s labels and individual entries are independent is known as the **null hypothesis**. And, under a paired-permutation test, the goal is to ascertain whether the data (the observed entries \mathbf{u} and \mathbf{v}) provide enough evidence to *reject* the null hypothesis, i.e., to conclude that the label of a system shares information with the quality of its individual entries, and are indeed dependent.

The null distribution. Next, in order to attempt to reject the null hypothesis, we require a distribution over (hypothetical) pairs of entries \mathbf{u}' and \mathbf{v}' whose individual entries are independent of the system labels U and V , which is achieved through the construction of RVs \mathbf{U}^\varnothing and \mathbf{V}^\varnothing , whose joint distribution can be used to sample our hypothetical \mathbf{u}' and \mathbf{v}' . Traditionally, $\mathbb{P}[\mathbf{U}^\varnothing, \mathbf{V}^\varnothing]$ is referred to as the **null distribution**. A paired-permutation test provides a simple recipe for constructing such an RV pair. The first step is to make an entry-wise independence assumption: we define the joint probability $\mathbb{P}[\mathbf{U}^\varnothing, \mathbf{V}^\varnothing] \stackrel{\text{def}}{=} \prod_{n=1}^N \mathbb{P}[U_n^\varnothing, V_n^\varnothing]$. This means that the prediction a system makes for the n^{th} entry is independent of the m^{th} entry when

$n \neq m$. In the second step, we further define the entry-wise joint distribution as

$$\mathbb{P}[U_n^\varnothing = u_n, V_n^\varnothing = v_n] \stackrel{\text{def}}{=} \frac{1}{2} \quad (\text{stay}) \quad (1a)$$

$$\mathbb{P}[U_n^\varnothing = v_n, V_n^\varnothing = u_n] \stackrel{\text{def}}{=} \frac{1}{2} \quad (\text{swap}) \quad (1b)$$

In words, $\mathbb{P}[U_n^\varnothing, V_n^\varnothing]$ is a uniform distribution over swapping U and V ’s prediction for the n^{th} entry. All in all, this definition of $\mathbb{P}[\mathbf{U}^\varnothing, \mathbf{V}^\varnothing]$ as the null distribution gives us a uniform distribution over all 2^N ways swapping of the labels and the individual entries of the observed predictions \mathbf{u} and \mathbf{v} . And, importantly, the joint distribution $\mathbb{P}[\mathbf{U}^\varnothing, \mathbf{V}^\varnothing]$, encodes the fact that the sampled entries are independent of the system label.

The test statistic and the p -value. The final ingredient we need in a null hypothesis test is a **test statistic**, whose job it is to provide a summary of samples $(\mathbf{u}', \mathbf{v}') \sim \mathbb{P}[\mathbf{U}^\varnothing, \mathbf{V}^\varnothing]$ and thereby facilitate comparison of samples from the null distribution $\mathbb{P}[\mathbf{U}^\varnothing, \mathbf{V}^\varnothing]$ and the observed entries (\mathbf{u}, \mathbf{v}) . In this work, we will define a test statistic as function $t(\mathbf{u}, \mathbf{v})$. In principle, we can choose *any* test statistic t that allows us to distinguish \mathbf{u} and \mathbf{v} , i.e., we have $t(\mathbf{u}, \mathbf{v}) = 0 \iff \mathbf{u} = \mathbf{v}$. Now, given observed entries \mathbf{u} and \mathbf{v} , the p -value is defined as

$$p = \mathbb{P}[t(\mathbf{U}^\varnothing, \mathbf{V}^\varnothing) \geq \bar{\xi}] \quad (2)$$

where $\bar{\xi} \stackrel{\text{def}}{=} t(\mathbf{u}, \mathbf{v})$ is the **observed effect**. In words, the p -value is the probability of observing a test statistic $t(\mathbf{u}', \mathbf{v}')$ with a value as large as $t(\mathbf{u}, \mathbf{v})$ where $(\mathbf{u}', \mathbf{v}') \sim \mathbb{P}[\mathbf{U}^\varnothing, \mathbf{V}^\varnothing]$ are sampled from the null distribution. Recall that the system labels and entries are independent under the null distribution by construction, so the p -value tells us, under the independence assumption, how likely such a large test statistic would have been observed. The test says that we have sufficient evidence to reject the null hypothesis when $p < \alpha$. These concepts are depicted in Fig. 2.



Figure 2: Depiction of the pmf of the test statistic t , the p -value, and the observed value $\bar{\xi}$.

3 Structured Test Statistics

We now discuss a common special case of the paired-permutation test where the test statistic has a particular structure. In §4, we show how to exploit this structure to develop an efficient algorithm to exactly compute the test. The specific assumption we make is that the test statistic is an integer-valued **additively decomposable function**. Formally, this assumption means that we can rewrite t as follows

$$t(\mathbf{u}, \mathbf{v}) \stackrel{\text{def}}{=} h(\mathbf{g}(\mathbf{u}, \mathbf{v})) \quad (3)$$

for any function h and additively decomposable function $\mathbf{g}(\mathbf{u}, \mathbf{v}) \stackrel{\text{def}}{=} \sum_{n=1}^N g(u_n, v_n)$ such that g is an integer-valued function with a range of size $\mathcal{O}(G)$. The structure of (3) will allow us to derive an efficient algorithm for evaluating $\mathbb{P}[t(\mathbf{U}^\varnothing, \mathbf{V}^\varnothing)] = \mathbb{P}\left[h\left(\sum_{n=1}^N g(u_n, v_n)\right)\right]$. We now dissect this equation. Each summand $g(u_n, v_n)$ can take on one of two values $\vec{\xi}_n \stackrel{\text{def}}{=} g(u_n, v_n)$ and $\overleftarrow{\xi}_n \stackrel{\text{def}}{=} g(v_n, u_n)$ with equal probability. We rewrite the sum $\sum_{n=1}^N g(u_n, v_n)$ as $S \stackrel{\text{def}}{=} \sum_{n=1}^N Z_n$ where Z_n are uniform RVs over the set $\{\vec{\xi}_n, \overleftarrow{\xi}_n\}$. Each Z_n has probability mass function (PMF)

$$f_n(z) \stackrel{\text{def}}{=} \text{pmf}_{Z_n}(\vec{\xi}_n, \overleftarrow{\xi}_n)(z) \quad (4a)$$

$$\stackrel{\text{def}}{=} \begin{cases} \frac{1}{2} \mathbb{1}\left[z \in \{\vec{\xi}_n, \overleftarrow{\xi}_n\}\right] & \text{if } \vec{\xi}_n \neq \overleftarrow{\xi}_n \\ \mathbb{1}\left[z = \vec{\xi}_n\right] & \text{otherwise} \end{cases} \quad (4b)$$

The domain of each PMF, $\text{dom}(f_n)$, contains at most two elements. Let $\mathcal{S} \stackrel{\text{def}}{=} \text{dom}(S)$. Clearly, $|\mathcal{S}| = \mathcal{O}(GN)$ as we have a sum over N RVs Z_n each with domain size $\mathcal{O}(G)$. The following theorem shows that we can evaluate $\mathbb{P}[t(\mathbf{U}^\varnothing, \mathbf{V}^\varnothing)]$ from the distribution of S , which we will show in the next section is efficient to compute.

Theorem 1. *For any test statistic t that factorizes as in (3) with h and g , the distribution of the test statistic under the null distribution decomposes as*

$$\mathbb{P}[t(\mathbf{U}^\varnothing, \mathbf{V}^\varnothing)] = \mathbb{P}[h(S)] \quad (5)$$

Proof.

$$\mathbb{P}[t(\mathbf{U}^\varnothing, \mathbf{V}^\varnothing)] = \mathbb{P}\left[h\left(\sum_{n=1}^N g(\mathbf{U}_n^\varnothing, \mathbf{V}_n^\varnothing)\right)\right] \quad (6a)$$

$$= \mathbb{P}\left[h\left(\sum_{n=1}^N Z_n\right)\right] \quad (6b)$$

$$= \mathbb{P}[h(S)] \quad (6c)$$

```

1: def monte_carlo( $\mathbf{u}, \mathbf{v}, g, h, K$ ):
2:   for  $n = 1$  to  $N$ :
3:      $\vec{\xi}_n \leftarrow g(u_n, v_n)$   $\triangleright$  Local effect (stay)
4:      $\overleftarrow{\xi}_n \leftarrow g(\overleftarrow{v}_n, \overleftarrow{u}_n)$   $\triangleright$  Local effect (swap)
5:      $f_n \leftarrow \text{pmf}_Z(\vec{\xi}_n, \overleftarrow{\xi}_n)$ 
6:      $\bar{\xi} \leftarrow h\left(\sum_{n=1}^N \vec{\xi}_n\right)$   $\triangleright$  Compute observed effect
7:      $\triangleright$  Sample  $K$  random stay or swap actions from each local pmf  $f_n$ .
8:      $z_n^{(k)} \sim f_n$  for  $n = 1$  to  $N, k = 1$  to  $K$ 
9:   return  $\frac{1}{K} \sum_{k=1}^K \mathbb{1}\left[h\left(\sum_{n=1}^N z_n^{(k)}\right) \geq \bar{\xi}\right]$ 

```

Algorithm 1: Monte Carlo approximation algorithm for the paired-permutation test.

Example. A common test statistic is the difference in accuracy, in which each entry $u_n \in \{1, \dots, C\}^G$ where C is the number of classes and in this case, G is the maximum length of an entry sequence (or one if each entry has a binary accuracy value). Then $g(u_n, v_n) \in \{-G, \dots, G\}$ is the difference in the number of correct predictions between individual entries u_n and v_n . We can additionally define the function h as either $h(x) = x$ or $h(x) = |x|$ depending on whether we want a one-tailed or two-tailed significance test.

A Monte Carlo paired-permutation test. To the best of our knowledge, no practical *exact* algorithm for the paired-permutation test has been given in the literature. Thus, most practical implementations of the paired-permutation test use an MC approximation, whereby one randomly samples from S to approximate $\mathbb{P}[\mathbf{U}^\varnothing, \mathbf{V}^\varnothing]$. We give this MC algorithm as `monte_carlo` in Alg 1 which runs in $\mathcal{O}(KN)$ time where K is the number of samples taken.

4 An Exact Paired-Permutation Test

In this section, we describe two exact, efficient algorithms for computing the p -value under the paired-permutation test for any structured test statistic (see (3)).¹ Our algorithms hinge on an important theorem in probability: The PMF of the sum of independent events is the convolution of their individual PMFs (Ross, 2008, p. 252). Let f_S denote the PMF

¹In App. B, we extend our algorithms to work with test statistics that use m additively decomposable scoring functions, e.g., difference in F_1 scores.

```

1: def exact_perm_test(u, v, g, h) :
2:   for  $n = 1$  to  $N$  :
3:      $\vec{\xi}_n \leftarrow g(u_n, v_n)$   $\triangleright$  Local effect (stay)
4:      $\overleftarrow{\xi}_n \leftarrow g(\overleftarrow{v}_n, \overleftarrow{u}_n)$   $\triangleright$  Local effect (swap)
5:      $f_n \leftarrow \text{pmf}_Z(\vec{\xi}_n, \overleftarrow{\xi}_n)$ 
6:      $\bar{\xi} \leftarrow h\left(\sum_{n=1}^N \vec{\xi}_n\right)$   $\triangleright$  Compute observed effect
7:      $f_S \leftarrow f_1 \star \dots \star f_N$   $\triangleright$  Convolve the  $f_n$ 's
8:      $\triangleright$  Sum-up the pmf to get  $p$ 
9:   return  $\sum_{\xi \in \mathcal{S}} f_S(\xi) \mathbb{1}[h(\xi) \geq \bar{\xi}]$ 

```

Algorithm 2: Compute the exact p value for the paired-permutation test for structured test statistics.

of S . Since RVs Z_n are independent, we have that

$$\mathbb{P}[h(S) \geq \bar{\xi}] \quad (7a)$$

$$= \sum_{\xi \in \mathcal{S}} f_S(\xi) \mathbb{1}[h(\xi) \geq \bar{\xi}] \quad (7b)$$

$$= \sum_{\xi \in \mathcal{S}} (f_1 \star \dots \star f_N)(\xi) \mathbb{1}[h(\xi) \geq \bar{\xi}] \quad (7c)$$

where \star is the discrete **convolution operator**. For functions $f_i, f_j \in \mathcal{S} \rightarrow \mathbb{R}$, $f_i \star f_j \in \mathcal{S} \rightarrow \mathbb{R}$ is given by the following expression

$$(f_i \star f_j)(\xi) \stackrel{\text{def}}{=} \sum_{\xi' \in \mathcal{S}} f_i(\xi') f_j(\xi - \xi') \quad (8)$$

Pseudocode for this algorithm is given as `exact_perm_test` in Alg 2. We omit the details of evaluating the convolution in `exact_perm_test` and discuss methods for efficient convolution in the remainder of this section.

Theorem 2. *For any two entries, \mathbf{u} and \mathbf{v} , and test statistic t that factorizes as in (3) with h and g , `exact_perm_test`(\mathbf{u} , \mathbf{v} , g , h) returns p in $\mathcal{O}(GN+r(G, N))$ time, $\mathcal{O}(N+s(G, N))$ space. We define $r(G, N)$ and $s(G, N)$ as the time and space complexities for constructing $f_1 \star \dots \star f_N$.*

Proof. The correctness of `exact_perm_test` is by Theorem 1 and (7c). All lines except for Line 7 and Line 9 require at most $\mathcal{O}(N)$ time and space. Line 9 runs in $\mathcal{O}(GN)$ time and $\mathcal{O}(1)$ space. Thus, `exact_perm_test` runs in $\mathcal{O}(N+GN+r(G, N))$ time and $\mathcal{O}(N+s(G, N))$ space. ■

The computational question is then: What is the most efficient algorithm for evaluating $(f_1 \star \dots \star f_N)(\xi)$? In the following two

```

1: def convolve_DP( $f_1, \dots, f_N$ ) :
2:    $F \leftarrow \mathbf{0}$ 
3:    $F_0(0) \leftarrow 1$   $\triangleright$  Init:  $\mathbb{P}[0] = 1$  if  $N = 0$ 
4:   for  $n = 1$  to  $N$  :
5:      $\triangleright$  Compute  $F_n = f_n \star F_{n-1}$ 
6:     for  $\xi \in \text{dom}(f_n)$  :  $\triangleright |\text{dom}(f_n)| \leq 2$ 
7:       for  $\xi' \in \text{dom}(F_{n-1})$  :
8:          $F_n(\xi + \xi') += f_n(\xi) \cdot F_{n-1}(\xi')$ 
9:   return  $F_N$ 

```

Algorithm 3: Dynamic programming algorithm to compute the pmf of S as the N -fold convolution of the pmfs f_1, \dots, f_N . Note that we only need to store F_n and F_{n-1} at any given time.

subsections, we present $\mathcal{O}(GN^2)$ time and $\mathcal{O}(G(\log GN)(\log N))$ time algorithms for performing this N -fold convolution.

4.1 Convolution by Dynamic Programming

Our first approach builds a dynamic program (DP) that takes advantage of the sparsity of our RVs to efficiently construct the PMF f_S . We do this by constructing a PMF array $F_n \in \mathbb{R}^{\mathcal{S}}$ for $n \in \{0, \dots, N\}$ (we use $n = 0$ as an initialisation base case) such that $F_n(\xi) = (f_1 \star \dots \star f_n)(\xi)$. As we apply each convolution, we know that f_n is only non-zero at $\vec{\xi}_n$ and $\overleftarrow{\xi}_n$, and so we can run each convolution in $\mathcal{O}(GN)$ time. The pseudocode for this approach is given as `convolve_DP` in Alg 3.

Theorem 3. *For any RVs Z_1, \dots, Z_N with PMFs f_1, \dots, f_N , `convolve_DP`(f_1, \dots, f_N) returns $f_1 \star \dots \star f_N$ in $\mathcal{O}(GN^2)$ time, $\mathcal{O}(GN)$ space.*

Proof. The proof of correctness of `convolve_DP` is given in App. A. Each F_n has $\mathcal{O}(GN)$ elements and so `convolve_DP` clearly runs in $\mathcal{O}(GN^2)$ time. Furthermore, at any iteration, we only require F_n and F_{n-1} and so we can execute `convolve_DP` in $\mathcal{O}(GN)$ space. ■

4.2 Convolution by FFT

Our second approach uses the fast Fourier transform (FFT; Cooley and Tukey, 1965; Cormen et al., 2022) to evaluate the convolutions. Using this method means that each convolution takes $\mathcal{O}(GN \log GN)$ time $\mathcal{O}(GN)$ space. We further exploit the commutativity of convolution to perform the N -fold convolution in $\log N$ convolutions using a recursive program. The pseudocode for this approach is given as `convolve_FFT` in Alg 4.

```

1: def convolve_FFT( $f_1, \dots, f_N$ ):
2:   if  $N = 1$ : return  $f_1$ 
3:   return convolve_FFT( $f_1, \dots, f_{N//2}$ )
      * convolve_FFT( $f_{N//2+1}, \dots, f_N$ )

```

Algorithm 4: Recursive algorithm to compute the pmf of S as the N -fold convolution of the pmfs f_1, \dots, f_N . Here the convolution operation (\star) runs in $\mathcal{O}(GN \log GN)$ time thanks to the FFT (Cooley and Tukey, 1965).

Theorem 4. For any RVs Z_1, \dots, Z_N with PMFs f_1, \dots, f_N , $\text{convolve_FFT}(f_1, \dots, f_N)$ returns $f_1 \star \dots \star f_n$ in $\mathcal{O}(GN(\log GN)(\log N))$ time, $\mathcal{O}(GN \log N)$ space.²

Proof. The correctness of convolve_FFT is due to Cooley and Tukey (1965). The recursion of convolve_FFT can be given as

$$T(N) = 2T\left(\frac{N}{2}\right) + \mathcal{O}(GN \log GN) \quad (9)$$

Solving this recursion, we call T $\mathcal{O}(\log N)$ times. Therefore, the time complexity of convolve_FFT is $\mathcal{O}(GN(\log GN)(\log N))$. Similarly, each call requires $\mathcal{O}(GN)$ space and convolve_FFT has a space complexity of $\mathcal{O}(GN \log N)$. ■

Corollary 1. For any two entries, \mathbf{u} and \mathbf{v} , and test statistic t that factorizes as in (3) with h and g , $\text{exact_perm_test}(\mathbf{u}, \mathbf{v}, g, h)$ returns p in $\mathcal{O}(GN(\log GN)(\log N))$ time, $\mathcal{O}(GN)$ space.

Proof. The correctness and complexity bounds are due to Theorem 2 and Theorem 4. Specifically, Line 7 can be executed using convolve_FFT . ■

5 Experiments

We demonstrate the efficiency of our exact algorithms by simulating paired-permutation tests between the accuracy of two systems. In order to have some control over the p -value, N , and G (maximum length of a sentence), we randomly generate our two system outputs from a measured distribution. Specifically, we will use the Stanza³ (Qi et al., 2020) part-of-speech tag accuracy statistics when evaluating on the English Universal Dependencies (UD) test set (Nivre et al., 2018). We sample our outputs from the normal distribution where

²We note that the $\log N$ factor in the space complexity may be eliminated by tail recursion elimination (Muchnick, 1998).

³The code and pre-trained model are both freely accessible at <https://github.com/stanfordnlp/stanza>.

Metric	Mean	Standard Dev.
Accuracy	0.9543	0.1116
Sentence length	12.08	10.60

Table 1: Distributions for of accuracy and sentence length for POS tagging using Stanza (Qi et al., 2020) on the English UD test dataset (Nivre et al., 2018).

the mean and standard deviation match the rates of Stanza’s observed accuracy. We further sample the length of each sample sentence according to the distribution of lengths in the test set. These distributions are provided in Tab. 1.

We show that, empirically, the exact test is *more efficient* than the MC approximation; this is evinced in Fig. 1 where we have compared the runtime of exact_perm_test using convolve_DP and convolve_FFT against monte_carlo for various sample sizes ($K \in \{5000, 10000, 20000, 40000\}$).⁴ We note that using convolve_DP is already more efficient than running monte_carlo with $K = 40000$ and $K = 20000$ (up to $N \approx 8000$).⁵ Furthermore, convolve_FFT is *much* faster and we observe a speed-up between 3x and 30x, depending on the number of samples K . Indeed, using convolve_FFT allows us to perform an exact paired-permutation test for $N = 10000$ in approximately one-tenth of a second.

6 Conclusion

We presented an algorithm to compute the exact p -value of a paired-permutation test for the case of a family of structured test statistics, including the difference in accuracy. Our algorithm runs in $\mathcal{O}(GN(\log GN)(\log N))$ time and requires $\mathcal{O}(GN)$ space. We empirically show that our exact algorithm is *faster* than Monte Carlo approximation techniques. The theory of our work is extensible to a more general class of test statistics which we discuss in App. B. We hope that this work encourages the use of exact paired-permutation tests in future NLP research.

Ethical Concerns

We foresee no ethical concerns in this work.

⁴The experiment used an Apple M1 Max processor.

⁵We note that the average test set size of the 129 UD treebanks we examined is just over 1000 sentences, and only three treebanks had more than 6000 sentences.

Acknowledgments

We would like to thank the reviewers for their invaluable feedback and time spent engaging with our work. The first author is supported by the University of Cambridge School of Technology Vice-Chancellor’s Scholarship as well as by the University of Cambridge Department of Computer Science and Technology’s EPSRC.

References

- Taylor Berg-Kirkpatrick, David Burkett, and Dan Klein. 2012. [An empirical investigation of statistical significance in NLP](#). In *Proceedings of the 2012 Joint Conference on Empirical Methods in Natural Language Processing and Computational Natural Language Learning, EMNLP-CoNLL 2012, July 12–14, 2012, Jeju Island, Korea*, pages 995–1005. ACL.
- Jonathan H. Clark, Chris Dyer, Alon Lavie, and Noah A. Smith. 2011. [Better hypothesis testing for statistical machine translation: Controlling for optimizer instability](#). In *Proceedings of the 49th Annual Meeting of the Association for Computational Linguistics: Human Language Technologies*, pages 176–181, Portland, Oregon, USA. Association for Computational Linguistics.
- James W. Cooley and John W. Tukey. 1965. [An algorithm for the machine calculation of complex Fourier series](#). *Mathematics of Computation*, 19(90):297–301.
- Thomas H. Cormen, Charles E. Leiserson, Ronald L. Rivest, and Clifford Stein. 2022. *Introduction to Algorithms*, 4 edition. MIT Press.
- Daniel Deutsch, Rotem Dror, and Dan Roth. 2021. [A statistical analysis of summarization evaluation metrics using resampling methods](#). *Transactions of the Association for Computational Linguistics*, 9:1132–1146.
- Thomas G. Dietterich. 1998. [Approximate statistical tests for comparing supervised classification learning algorithms](#). *Neural Computation*, 10(7):1895–1923.
- Rotem Dror, Gili Baumer, Segev Shlomov, and Roi Reichart. 2018. [The hitchhiker’s guide to testing statistical significance in natural language processing](#). In *Proceedings of the 56th Annual Meeting of the Association for Computational Linguistics (Volume 1: Long Papers)*, pages 1383–1392, Melbourne, Australia. Association for Computational Linguistics.
- Rotem Dror, Lotem Peled-Cohen, Segev Shlomov, and Roi Reichart. 2020. *Statistical Significance Testing for Natural Language Processing*. Synthesis Lectures on Human Language Technologies. Morgan & Claypool Publishers.
- Phillip Good. 2000. *Permutation Tests A Practical Guide to Resampling Methods for Testing Hypotheses*. Springer.
- Elizabeth Koehler, Elizabeth Brown, and Sebastien J. Haneuse. 2009. [On the assessment of Monte Carlo error in simulation-based statistical analyses](#). *The American Statistician*, 63(2):155–162.
- Philipp Koehn. 2004. [Statistical significance tests for machine translation evaluation](#). In *Proceedings of the 2004 Conference on Empirical Methods in Natural Language Processing*, pages 388–395, Barcelona, Spain. Association for Computational Linguistics.
- Erich Leo Lehmann and Joseph P. Romano. 2005. *Testing Statistical Hypotheses*. Springer.
- Steven S. Muchnick. 1998. *Advanced Compiler Design and Implementation*. Morgan Kaufmann Publishers Inc., San Francisco, CA, USA.
- Joakim Nivre, Mitchell Abrams, Željko Agić, Lars Ahrenberg, Lene Antonsen, Katya Aplonova, Maria Jesus Aranzabe, Gashaw Arutie, Masayuki Asahara, Luma Ateyah, Mohammed Attia, Aitziber Atutxa, Liesbeth Augustinus, Elena Badmaeva, Miguel Ballesteros, Esha Banerjee, Sebastian Bank, Verginica Barbu Mititelu, Victoria Basmov, John Bauer, Sandra Bellato, Kepa Bengoetxea, Yevgeni Berzak, Irshad Ahmad Bhat, Riyaz Ahmad Bhat, Erica Biagetti, Eckhard Bick, Rogier Blokland, Victoria Bobicev, Carl Börstell, Cristina Bosco, Gosse Bouma, Sam Bowman, Adriane Boyd, Aljoscha Burchardt, Marie Candito, Bernard Caron, Gauthier Caron, Gülşen Cebiroğlu Eryiğit, Flavio Massimiliano Cecchini, Giuseppe G. A. Celano, Slavomír Čéplö, Savas Cetin, Fabricio Chalub, Jinho Choi, Yongseok Cho, Jayeol Chun, Silvie Cinková, Aurélie Collomb, Çağrı Çöltekin, Miriam Connor, Marine Courtin, Elizabeth Davidson, Marie-Catherine de Marneffe, Valeria de Paiva, Arantza Diaz de Ilaraza, Carly Dickerson, Peter Dirix, Kaja Dobrovoljc, Timothy Dozat, Kira Droganova, Puneet Dwivedi, Marhaba Eli, Ali Elkahky, Binyam Ephrem, Tomáš Erjavec, Aline Etienne, Richárd Farkas, Hector Fernandez Alcalde, Jennifer Foster, Cláudia Freitas, Katarína Gajdošová, Daniel Galbraith, Marcos Garcia, Moa Gärdenfors, Sebastian Garza, Kim Gerdes, Filip Ginter, Iakes Goenaga, Koldo Gojenola, Memduh Gökırmak, Yoav Goldberg, Xavier Gómez Guinovart, Berta González Saavedra, Matias Grioni, Normunds Grūzītis, Bruno Guillaume, Céline Guillot-Barbance, Nizar Habash, Jan Hajič, Jan Hajič jr., Linh Hà Mỷ, Na-Rae Han, Kim Harris, Dag Haug, Barbora Hladká, Jaroslava Hlaváčová, Florinel Hociung, Petter Hohle, Jena Hwang, Radu Ion, Elena Irimia, Olájídé Ishola, Tomáš Jelínek, Anders Johannsen, Fredrik Jørgensen, Hüner Kaşıkara, Sylvain Kahane, Hiroshi Kanayama, Jenna Kanerva, Boris Katz, Tolga Kayadelen, Jessica Kenney, Václava Kettnerová, Jesse Kirchner, Kamil

- Kopacewicz, Natalia Kotsyba, Simon Krek, Sookyung Kwak, Veronika Laippala, Lorenzo Lambertino, Lucia Lam, Tatiana Lando, Septina Dian Larasati, Alexei Lavrentiev, John Lee, Phuong Lê Hồng, Alessandro Lenci, Saran Lertpradit, Herman Leung, Cheuk Ying Li, Josie Li, Keying Li, KyungTae Lim, Nikola Ljubešić, Olga Logina, Olga Lyashevskaya, Teresa Lynn, Vivien Macketanz, Aibek Makazhanov, Michael Mandl, Christopher Manning, Ruli Manurung, Cătălina Mărănduc, David Mareček, Katrin Marheinecke, Héctor Martínez Alonso, André Martins, Jan Mašek, Yuji Matsumoto, Ryan McDonald, Gustavo Mendonça, Niko Miekka, Margarita Misirpashayeva, Anna Missilä, Cătălin Mititelu, Yusuke Miyao, Simonetta Montemagni, Amir More, Laura Moreno Romero, Keiko Sophie Mori, Shinsuke Mori, Bjartur Mortensen, Bohdan Moskalevskiy, Kadri Muischnek, Yugo Murawaki, Kaili Müürisep, Pinkey Nainwani, Juan Ignacio Navarro Horniáček, Anna Nedoluzhko, Gunta Nešpore-Běrzkalne, Luong Nguyễn Thị, Huyền Nguyễn Thị Minh, Vitaly Nikolaev, Rattima Nitisaroj, Hanna Nurmi, Stina Ojala, Adédayo Olùòkun, Mai Omura, Petya Osenova, Robert Östling, Lilja Øvrelid, Niko Partanen, Elena Pascual, Marco Passarotti, Agnieszka Patejuk, Guilherme Paulino-Passos, Siyao Peng, Cene Augusto Perez, Guy Perrier, Slav Petrov, Jussi Piitulainen, Emily Pitler, Barbara Plank, Thierry Poibeau, Martin Popel, Lauma Pretkalinina, Sophie Prévost, Prokopis Prokopidis, Adam Przepiórkowski, Tiina Puolakainen, Sampo Pyysalo, Andriela Rääbis, Alexandre Rademaker, Loganathan Ramasamy, Taraka Rama, Carlos Ramisch, Vinit Ravishanker, Livy Real, Siva Reddy, Georg Rehm, Michael Rießler, Larissa Rinaldi, Laura Rituma, Luisa Rocha, Mykhailo Romanenko, Rudolf Rosa, Davide Rovati, Valentin Roşca, Olga Rudina, Jack Rueter, Shoval Sadde, Benoît Sagot, Shadi Saleh, Tanja Samardžić, Stephanie Samson, Manuela Sanguinetti, Baiba Saulīte, Yanin Sawanakunanon, Nathan Schneider, Sebastian Schuster, Djamé Seddah, Wolfgang Seeker, Mojgan Seraji, Mo Shen, Atsuko Shimada, Muh Shohibussirri, Dmitry Sichinava, Natalia Silveira, Maria Simi, Radu Simionescu, Katalin Simkó, Mária Šimková, Kiril Simov, Aaron Smith, Isabela Soares-Bastos, Carolyn Spadine, Antonio Stella, Milan Straka, Jana Strnadová, Alane Suhr, Umut Sulubacak, Zsolt Szántó, Dima Taji, Yuta Takahashi, Takaaki Tanaka, Isabelle Tellier, Trond Trosterud, Anna Trukhina, Reut Tsarfaty, Francis Tyers, Sumire Uematsu, Zdeňka Urešová, Larraitz Uria, Hans Uszkoreit, Sowmya Vajjala, Daniel van Niekerk, Gertjan van Noord, Viktor Varga, Eric Villemonte de la Clergerie, Veronika Vincze, Lars Wallin, Jing Xian Wang, Jonathan North Washington, Seyi Williams, Mats Wirén, Tsegay Wolde-mariam, Tak-sum Wong, Chunxiao Yan, Marat M. Yavrumyan, Zhuoran Yu, Zdeněk Žabokrtský, Amir Zeldes, Daniel Zeman, Manying Zhang, and Hanzhi Zhu. 2018. [Universal dependencies 2.3](#). LINDAT/CLARIN digital library at the Institute of Formal and Applied Linguistics (ÚFAL), Faculty of Mathematics and Physics, Charles University.
- Markus Ojala and Gemma C. Garriga. 2010. [Permutation tests for studying classifier performance](#). *The Journal of Machine Learning Research*, 11:1833–1863.
- Maxime Peyrard, Wei Zhao, Steffen Eger, and Robert West. 2021. [Better than average: Paired evaluation of NLP systems](#). In *Proceedings of the 59th Annual Meeting of the Association for Computational Linguistics and the 11th International Joint Conference on Natural Language Processing, ACL/IJCNLP 2021, (Volume 1: Long Papers), Virtual Event, August 1-6, 2021*, pages 2301–2315. Association for Computational Linguistics.
- Peng Qi, Yuhao Zhang, Yuhui Zhang, Jason Bolton, and Christopher D. Manning. 2020. [Stanza: A Python natural language processing toolkit for many human languages](#). In *Proceedings of the Association for Computational Linguistics: System Demonstrations*.
- Sheldon Ross. 2008. *A First Course in Probability*, 8th edition. Pearson.
- Ronald C. Serlin. 2000. [Testing for robustness in Monte Carlo studies](#). *Psychological Methods*, 5(2):230.
- Alexander Yeh. 2000. [More accurate tests for the statistical significance of result differences](#). In *COLING 2000 Volume 2: The 18th International Conference on Computational Linguistics*.

A Proof of Correctness of convolve_DP

We prove the correctness of convolve_DP using the following lemma.

Lemma 1. For any N RVs Z_1, \dots, Z_N with PMFs f_1, \dots, f_N respectively and $n \in \{1, \dots, N\}$, convolve_DP(f_1, \dots, f_N) constructs F_n such that for any $\xi \in \mathcal{S}$,

$$F_n(\xi) = f_{:n}(\xi) \stackrel{\text{def}}{=} (f_1 \star \dots \star f_n)(\xi) \quad (10)$$

Proof. We prove this by induction on N .

Base case: $N = 1$. We have that $F_0(0) = 1$ and $F_0(\xi) = 0$ for all $\xi \in \mathcal{S} \setminus \{0\}$. Therefore, $F_1(\vec{\xi}_n) = F_1(\overleftarrow{\xi}_n) = \frac{1}{2}$ and $F_1(\xi) = 0$ for all $\xi \in \mathcal{S} \setminus \{\vec{\xi}_n, \overleftarrow{\xi}_n\}$ as expected.

Inductive step: Assume (10) holds for $N = n - 1$. Let $N = n$ and consider $f_{:(n-1)} \star f_n$.

$$(f_{:(n-1)} \star f_n)(\xi) = \sum_{\xi' \in \mathcal{S}} f_{:(n-1)}(\xi') f_n(\xi - \xi') = \sum_{\xi' \in \text{dom}(f_n)} f_{:(n-1)}(\xi + \xi') f_n(\xi') = \sum_{\xi' \in \text{dom}(f_n)} F_{n-1}(\xi + \xi') f_n(\xi') \quad (11)$$

This is exactly the construction in the for-loop between Line 7 and Line 8. Therefore, $F_n(\xi) = f_{:n}(\xi)$. ■

As each F_N will contain the N -fold convolution $f_1 \star \dots \star f_n$, convolve_DP is correct by definition.

B Paired-Permutation Test for Higher-order Test Statistics

In this section, we extend our approach for the paired-permutation test to test statistics that are functions of m additively decomposable functions. In symbols, this assumption means that we can rewrite t as follows

$$t(\mathbf{u}, \mathbf{v}) \stackrel{\text{def}}{=} h(\mathbf{g}_1(\mathbf{u}, \mathbf{v}), \dots, \mathbf{g}_m(\mathbf{u}, \mathbf{v})) \quad (12)$$

for any function h and integer-valued, additive decomposable functions \mathbf{g}_i (i.e., $\mathbf{g}_i(\mathbf{u}, \mathbf{v}) \stackrel{\text{def}}{=} \sum_{n=1}^N g_i(u_n, v_n)$). We now define $\vec{\xi}_n$ and $\overleftarrow{\xi}_n$ as m -tuples,

$$\vec{\xi}_n \stackrel{\text{def}}{=} \langle \mathbf{g}_1(\mathbf{u}, \mathbf{v}), \dots, \mathbf{g}_m(\mathbf{u}, \mathbf{v}) \rangle \quad (13)$$

$$\overleftarrow{\xi}_n \stackrel{\text{def}}{=} \langle \mathbf{g}_1(\mathbf{v}, \mathbf{u}), \dots, \mathbf{g}_m(\mathbf{v}, \mathbf{u}) \rangle \quad (14)$$

And so each RV Z_n has the same PMF as in (4b). We can then define an analogous function to exact_perm_test for the case of m additively decomposable functions. We give pseudocode for this as exact_perm_test_m in Alg 5. The convolution algorithms, convolve_DP and convolve_FFT, can both be used to perform for convolution step in Line 7.

Theorem 5. For any two entries, \mathbf{u} and \mathbf{v} , and test statistic t that factorizes as in (12) with h and \mathbf{g}_1 to \mathbf{g}_m , exact_perm_test_m($\mathbf{u}, \mathbf{v}, \mathbf{g}_1, \dots, \mathbf{g}_m, h$) returns p in $\mathcal{O}(G^m N^m (\log GN) (\log N))$ time and $\mathcal{O}(G^m N^m \log N)$ space.

Proof. The proof of correctness for exact_perm_test_m is the same as Theorem 2. The expensive operation in the algorithm is the convolution step (Line 7). We can perform a FFT m -dimensional convolution in $\mathcal{O}(G^m N^m \log GN)$ time and $\mathcal{O}(G^4 N^4)$ space. As we require $\mathcal{O}(\log N)$ convolution steps, exact_perm_test_m runs in $\mathcal{O}(G^m N^m (\log GN) (\log N))$ time and $\mathcal{O}(G^m N^m \log N)$ space. ■

Example. A common example for a test statistic that requires multiple additively decomposable functions is the difference in F_1 scores. Similar to accuracy, each entry $u_n \in \{1, \dots, C\}^G$ and G is the maximum length of an entry sequence. Let tp(u_n) and in(u_n) be the number of true positive and incorrect predictions made in entry u_n respectively. Then the difference in F_1 scores can be given as

$$t(\mathbf{u}, \mathbf{v}) \stackrel{\text{def}}{=} \frac{\sum_{n=1}^N \text{tp}(u_n)}{\sum_{n=1}^N \text{tp}(u_n) + \frac{1}{2} \sum_{n=1}^N \text{in}(u_n)} - \frac{\sum_{n=1}^N \text{tp}(v_n)}{\sum_{n=1}^N \text{tp}(v_n) + \frac{1}{2} \sum_{n=1}^N \text{in}(v_n)} \quad (15)$$


```

1: def exact_perm_testm(u, v,  $g_1, \dots, g_m, h$ ) :
2:   for  $\eta = 1$  to  $N$  :
3:      $\vec{\xi}_\eta \leftarrow \langle g_1(u_n, v_n), \dots, g_m(u_n, v_n) \rangle$  ▷ Local effect (stay)
4:      $\overleftarrow{\xi}_\eta \leftarrow \langle g_1(v_n, u_n), \dots, g_m(v_n, u_n) \rangle$  ▷ Local effect (swap)
5:      $f_\eta \leftarrow \text{pmf}_Z(\vec{\xi}_\eta, \overleftarrow{\xi}_\eta)$ 
6:    $\bar{\xi} \leftarrow h(\mathbf{g}_1(\mathbf{u}, \mathbf{v}), \dots, \mathbf{g}_m(\mathbf{u}, \mathbf{v}))$  ▷ Compute observed effect
7:    $f_S \leftarrow f_1 \star \dots \star f_N$  ▷ Convolve the  $f_n$ 's
8:   ▷ Sum-up the pmf to get  $p$ 
9:   return  $\sum_{\xi \in \mathcal{S}} f_S(\xi) \mathbb{1}[h(\xi) \geq \bar{\xi}]$ 

```

Algorithm 5: Pseudocode to find exact p value for the paired-permutation test for test statistics comprised of m additively decomposable functions.

We can therefore use four-additively decomposable functions, \mathbf{g}_1 to \mathbf{g}_4 , that decompose such that $g_1(u_n, v_n) = g_3(v_n, u_n) = \text{tp}(u_n)$ and $g_2(u_n, v_n) = g_4(v_n, u_n) = \text{in}(u_n)$. Our h function then takes four arguments and can be defined as

$$h(x_1, x_2, x_3, x_4) \stackrel{\text{def}}{=} \frac{x_1}{x_1 + \frac{1}{2}x_2} - \frac{x_3}{x_3 + \frac{1}{2}x_4} \quad (16)$$

We can additionally apply an absolute value to h to check for the absolute difference in F_1 scores; doing this would make the significance test two-tailed rather than one-tailed.