

From {Solution} Synthesis to {Student Attempt} Synthesis for Block-Based Visual Programming Tasks

Adish Singla
MPI-SWS
adishs@mpi-sws.org

Nikitas Theodoropoulos
MPI-SWS
ntheodor@mpi-sws.org

ABSTRACT

Block-based visual programming environments are increasingly used to introduce computing concepts to beginners. Given that programming tasks are open-ended and conceptual, novice students often struggle when learning in these environments. AI-driven programming tutors hold great promise in automatically assisting struggling students, and need several components to realize this potential. We investigate the crucial component of student modeling, in particular, the ability to automatically infer students’ misconceptions for predicting (synthesizing) their behavior. We introduce a novel benchmark, STUDENTSYN, centered around the following challenge: For a given student, synthesize the student’s attempt on a new target task after observing the student’s attempt on a fixed reference task. This challenge is akin to that of program synthesis; however, instead of synthesizing a {*solution*} (i.e., program an expert would write), the goal here is to synthesize a {*student attempt*} (i.e., program that a given student would write). We first show that human experts (TUTORSS) can achieve high performance on the benchmark, whereas simple baselines perform poorly. Then, we develop two neuro/symbolic techniques (NEURSS and SYMSS) in a quest to close this gap with TUTORSS.

Keywords

block-based visual programming, programming education, program synthesis, neuro-symbolic AI, student modeling

1. INTRODUCTION

The emergence of block-based visual programming platforms has made coding more accessible and appealing to beginners. Block-based programming uses “code blocks” that reduce the burden of syntax and introduces concepts in an interactive way. Led by initiatives like *Hour of Code* by Code.org [10, 8] and the popularity of languages like *Scratch* [41], block-based programming has become integral to introductory CS education. Considering the *Hour of Code* initiative alone, over one billion hours of programming activity has been spent in learning to solve tasks in such environments [8].

Programming tasks on these platforms are conceptual and open-ended, and require multi-step deductive reasoning to solve. Given these aspects, novices often struggle when learning to solve these tasks. The difficulties faced by novice students become evident by looking at the trajectory of students’ attempts who are struggling to solve a given task. For instance, in a dataset released by Code.org [10, 8, 35], even for simple tasks where solutions require only 5 code blocks (see Figure 2a), students submitted over 50,000 unique attempts with some exceeding a size of 50 code blocks.

AI-driven programming tutors have the potential to support these struggling students by providing personalized assistance, e.g., feedback as hints or curriculum design [37]. To effectively assist struggling students, AI-driven systems need several components, a crucial one being *student modelling*. In particular, we need models that have the ability to automatically infer a student’s knowledge from limited interactions and then predict the student’s behavior on new tasks. However, student modeling in block-based visual programming environments can be quite challenging because of the following: (i) programming tasks are conceptual, and there is no well-defined skill-set or problem-solving strategy for mastery [23]; (ii) there could be a huge variability in behaviors and a long-tail distribution of students’ attempts for a task [51]; (iii) the objective of predicting a student’s behavior on new tasks is not limited to coarse-grained success/failure indicators (e.g., [49])—ideally, we should be able to do fine-grained synthesis of attempts for a given student.

Beyond the above-mentioned challenges, there are two critical issues arising from limited resources and data scarcity for a given domain. First, while the space of tasks that could be designed for personalized curriculum is intractably large [1], the publicly available datasets of real-world students’ attempts are typically limited; e.g., for the *Hour of Code: Maze Challenge* domain, we have datasets for only two tasks [35]. Second, when a deployed system is interacting with a new student, there is limited prior information [15], and the system would have to infer the student’s knowledge by observing behavior on a few reference tasks, e.g., through a quiz [21]. These two issues, in turn, limit the applicability of state-of-the-art techniques that rely on large-scale datasets across tasks or personalized data per student (e.g., [49, 28, 29, 36])—we need next-generation student modelling techniques for block-based visual programming that can operate under data scarcity and limited observability. To this end, this paper focuses on the following question:

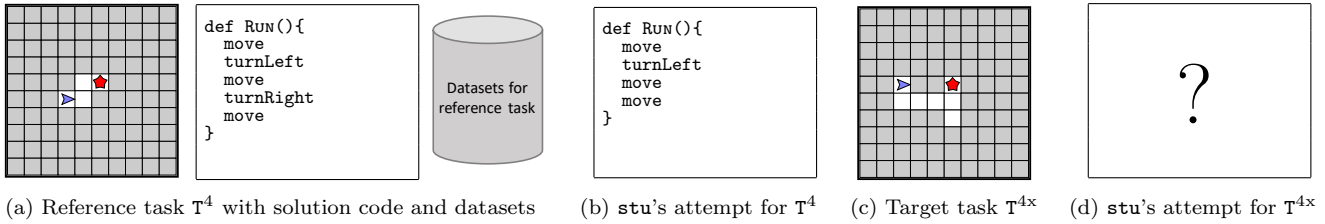


Figure 1: Illustration of our problem setup and objective for the task Maze#4 in the *Hour of Code: Maze* [9] by Code.org [8]. As explained in Section 2.2, we consider three distinct phases in our problem setup to provide a conceptual separation in terms of information and computation available to a system. (a) In the first phase, we are given a reference task T^4 along with its solution code $C_{T^4}^*$ and data resources (e.g., a real-world dataset of different students’ attempts); reference tasks are fixed and the system can use any computation a priori. (b) In the second phase, the system interacts with a student, namely *stu*, who attempts the reference task T^4 and submits a code, denoted as $C_{T^4}^{stu}$. (c, d) In the third phase, the system seeks to synthesize the student *stu*’s behavior on a target task T^{4x} , i.e., a program that *stu* would write if the system would assign T^{4x} to the student. Importantly, the target task T^{4x} is not available a priori and this synthesis process would be done in real-time. Furthermore, the system may have to synthesize *stu*’s behavior on a large number of different target tasks (e.g., to personalize the next task in a curriculum). Section 2 provides further details about the problem setup and objective; Section 3 introduces the STUDENTSYN benchmark comprising of different types of students and target tasks for the reference task.

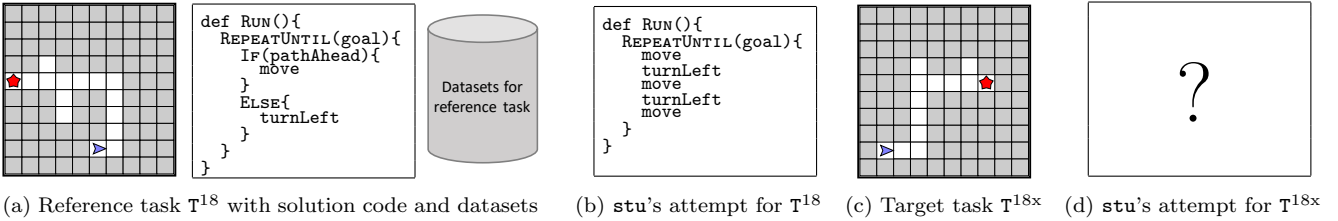


Figure 2: Analogous to Figure 1, here we illustrate the setup for the task Maze#18 in the *Hour of Code: Maze Challenge* [9].

For a given student, can we synthesize the student’s attempt on a new target task after observing the student’s attempt on a fixed reference task?

1.1 Our Approach and Contributions

Figures 1 and 2 illustrate this synthesis question for two scenarios in the context of the *Hour of Code: Maze Challenge* [9] by Code.org [8]. This question is akin to that of program synthesis [20]; however, instead of synthesizing a *{solution}* (i.e., program an expert would write), the goal here is to synthesize a *{student attempt}* (i.e., program that a given student would write). This goal of synthesizing student attempts, and not just solutions, requires going beyond state-of-the-art program synthesis techniques [3, 4, 25]; crucially, we also need to define appropriate metrics to quantitatively measure the performance of different techniques. Our approach and contributions are summarized below:

- (1) We formalize the problem of synthesizing a student’s attempt on target tasks after observing the student’s behavior on a fixed reference task. We introduce a novel benchmark, STUDENTSYN, centered around the above synthesis question, along with generative/discriminative performance measures for evaluation. (Sections 2, 3.1, 3.2)
- (2) We showcase that human experts (TUTORSS) can achieve high performance on STUDENTSYN, whereas simple baselines perform poorly. (Section 3.3)
- (3) We develop two techniques inspired by neural (NEURSS) and symbolic (SYMSS) methods, in a quest to close the gap with human experts (TUTORSS). (Sections 4, 5, 6)
- (4) We will publicly release the benchmark and implementations to facilitate future research. (Section 7)

1.2 Related Work

Student modelling. Inferring the knowledge state of a student is an integral part of AI tutoring systems and relevant to our goal of predicting a student’s behavior. For closed-ended domains like vocabulary learning ([42, 36, 22]) and Algebra problems ([12, 40, 43]), the knowledge components or skills for mastery are typically well-defined and we can use *Knowledge Tracing* techniques to model the knowledge state over time [11, 33]. These modelling techniques, in turn, allow us to provide feedback, predict solution strategies, or infer/quizz a student’s knowledge state [40, 21, 43]. Open-ended domains pose unique challenges to directly apply these techniques (see [23]); however, there has been some progress in this direction. In recent works [28, 29], models have been proposed to predict human behavior in chess for specific skill levels and to recognize the behavior of individual players. Along these lines, [7] introduced methods to perform early prediction of struggling students in open-ended interactive simulations. There have also been work on student modelling for block-based programming domains, for instance, clustering-based methods for misconception discovery [18, 44], and deep learning methods to represent knowledge and predict future performance [49].

AI-driven systems for programming education. There has been a surge of interest in developing AI-driven systems for programming education, and in particular, for block-based programming domains [37, 38, 50]. Existing works have studied various aspects of intelligent feedback, for instance, providing next-step hints when a student is stuck [35, 52, 31, 15], giving data-driven feedback about a student’s misconceptions [45, 34, 39, 51], or generating/recommending new tasks [2, 1, 19]. Depending on the availability of datasets and

resources, different techniques are employed: using historical datasets to learn code embeddings [34, 31], using reinforcement learning in zero-shot setting [15, 46], bootstrapping from a small set of expert annotations [34], or using expert grammars to generate synthetic training data [51].

Neuro-symbolic program synthesis. Our approach is related to program synthesis, i.e., automatically constructing programs that satisfy a given specification [20]. In recent years, the usage of deep learning models for program synthesis has resulted in significant progress in a variety of domains including string transformations [16, 14, 32], block-based visual programming [3, 4, 13, 47], and competitive programming [25]. Program synthesis has also been used to learn compositional symbolic rules and mimic abstract human learning [30, 17]. Our goal is akin to program synthesis and we leverage the work of [3] in our technique NEURSS, however, with a crucial difference: instead of synthesizing a solution program, we seek to synthesize a student’s attempt.

2. PROBLEM SETUP

In this section, we introduce important definitions and formalize our objective.

2.1 Preliminaries

The space of tasks. We define the space of tasks as \mathbb{T} ; in this paper, \mathbb{T} is inspired by the popular *Hour of Code: Maze Challenge* [9] from Code.org [8]; see Figures 1a and 2a. We define a task $T \in \mathbb{T}$ as a tuple $(T_{\text{vis}}, T_{\text{store}}, T_{\text{size}})$, where T_{vis} denotes a visual puzzle, T_{store} the available block types, and T_{size} the maximum number of blocks allowed in the solution code. For instance, considering the task T in Figure 2a, we have the following specification: the visual puzzle T_{vis} comprises of a maze where the objective is to navigate the “avatar” (blue-colored triangle) to the “goal” (red-colored star) by executing a code; the set of available types of blocks T_{store} is $\{\text{move}, \text{turnLeft}, \text{turnRight}, \text{REPEATUNTIL}(\text{goal}), \text{IFELSE}(\text{pathAhead}), \text{IFELSE}(\text{pathLeft}), \text{IFELSE}(\text{pathRight})\}$, and the size threshold T_{size} is 5 blocks; this particular task in Figure 2a corresponds to Maze#18 in the *Hour of Code: Maze Challenge* [9], and has been studied in a number of prior works [35, 15, 1].

The space of codes.¹ We define the space of all possible codes as \mathbb{C} and represent them using a *Domain Specific Language* (DSL) [20]. In particular, for codes relevant to tasks considered in this paper, we use a DSL from [1]. A code $C \in \mathbb{C}$ has the following attributes: C_{blocks} is the set of types of code blocks used in C , C_{size} is the number of code blocks used, and C_{depth} is the depth of the *Abstract Syntax Tree* of C . Details of this DSL and code attributes are not crucial for the readability of subsequent sections; however, they provide useful formalism when implementing different techniques introduced in this paper.

Solution code and student attempt. For a given task T , a *solution code* $C_T^* \in \mathbb{C}$ should solve the visual puzzle; additionally, it can only use the allowed types of code blocks (i.e., $C_{\text{blocks}} \subseteq T_{\text{store}}$) and should be within the specified size threshold (i.e., $C_{\text{size}} \leq T_{\text{size}}$). We note that a task $T \in \mathbb{T}$ in general may have multiple solution codes; in this paper, we typically refer to a single solution code that is provided as

¹Codes are also interchangeably referred to as programs.

input. A *student attempt* for a task T refers to a code that is being written by students (including incorrect or partial codes). A student attempt could be any code $C \in \mathbb{C}$ as long as it uses the set of available types of code blocks (i.e., $C_{\text{blocks}} \subseteq T_{\text{store}}$); importantly, it is not restricted by the size threshold T_{size} —same setting as in the programming environment of *Hour of Code: Maze Challenge* [9].

2.2 Objective

Distinct phases. To formalize our objective, we introduce three distinct phases in our problem setup that provide a conceptual separation in terms of information and computation available to a system. More concretely, we have:

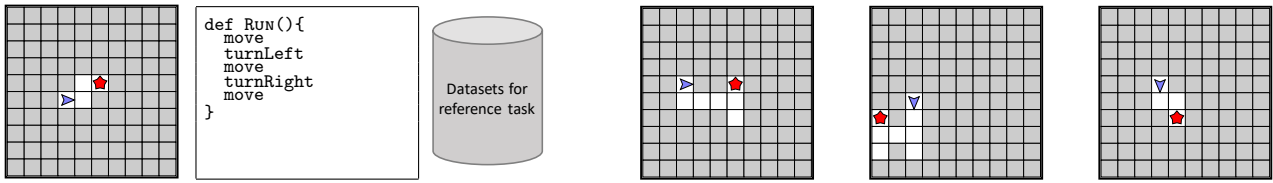
- (1) Reference task T^{ref} : We are given a reference task T^{ref} for which we have real-world datasets of different students’ attempts as well as access to other data resources. Reference tasks are fixed and the system can use any computation a priori (e.g., compute code embeddings).
- (2) Student stu attempts T^{ref} : The system interacts with a student, namely stu , who attempts the reference task T^{ref} and submits a code, denoted as $C_{T^{\text{ref}}}^{\text{stu}}$. At the end of this phase, the system has observed stu ’s behavior on T^{ref} and we denote this observation by the tuple $(T^{\text{ref}}, C_{T^{\text{ref}}}^{\text{stu}})$.²
- (3) Target task T^{tar} : The system seeks to synthesize the student stu ’s behavior on a target task T^{tar} . Importantly, the target task T^{tar} is not available a priori and this synthesis process would be done in real-time, possibly with constrained computational resources. Furthermore, the system may have to synthesize the stu ’s behavior on a large number of different target tasks from the space \mathbb{T} (e.g., to personalize the next task in a curriculum).³

Granularity level of our objective. There are several different granularity levels at which we can set up the goal of predicting the student stu ’s behavior for the target task T^{tar} , including: (a) a coarse-level binary prediction of whether stu will successfully solve T^{tar} , (b) a medium-level prediction about stu ’s behavior w.r.t. to a predefined feature set (e.g., labelled misconceptions or programmatic features); (c) a fine-level prediction in terms of synthesizing $C_{T^{\text{tar}}}^{\text{stu}}$, i.e., a program that stu would write if the system would assign T^{tar} to the student. In this work, we focus on this fine-level, arguably also the most challenging, synthesis objective.

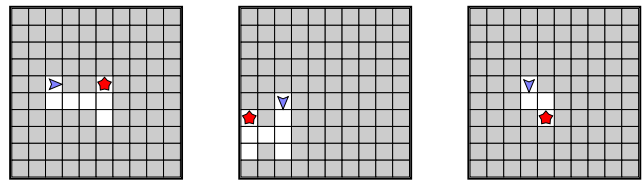
Performance evaluation. So far, we have concretized the synthesis objective; however, there is still a question of how to quantitatively measure the performance of a technique set out to achieve this objective. The key challenge stems from the open-ended and conceptual nature of programming tasks. Even for seemingly simple tasks such as in Figures 1a and 2a, the students’ attempts can be highly diverse, it is difficult to detect the student’s misconceptions from observed behaviors, and the space of misconceptions itself is not clearly understood. To this end, we begin by designing a benchmark to quantitatively measure the performance of different techniques w.r.t. our objective.

²In practice, the system might have more information, e.g., the whole trajectory of edits leading to $C_{T^{\text{ref}}}^{\text{stu}}$ or access to some prior information about the student stu .

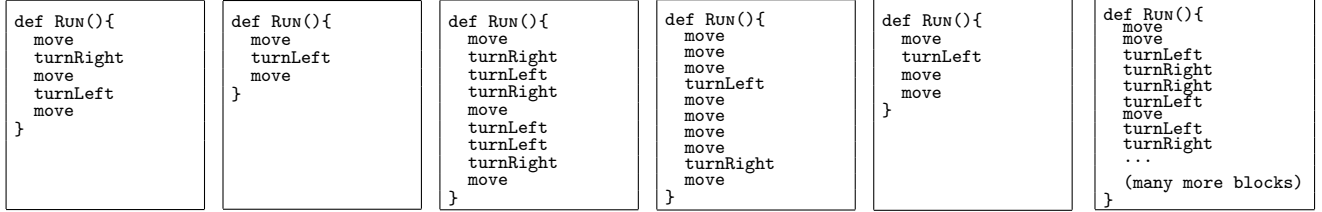
³We note that, even though the *Hour of Code: Maze Challenge* [9] has only 20 tasks, the space \mathbb{T} is intractably large and new tasks can be generated automatically, e.g., when providing feedback or for additional practice [1].



(a) Reference task T^4 with solution code and datasets

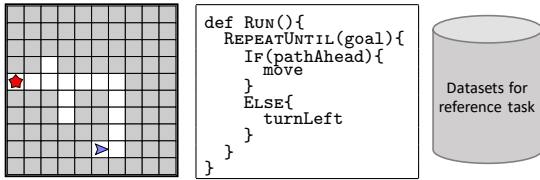


(b) Three target tasks for T^4 : T^{4x} , T^{4y} , and T^{4z}

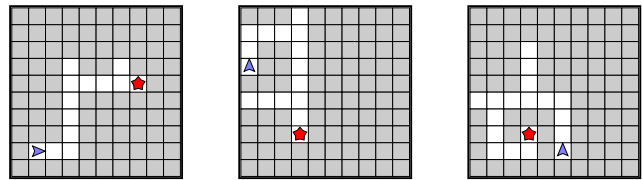


(c) Example codes (i)–(vi) corresponding to six types of students' behaviors when attempting T^4 , each capturing different misconceptions

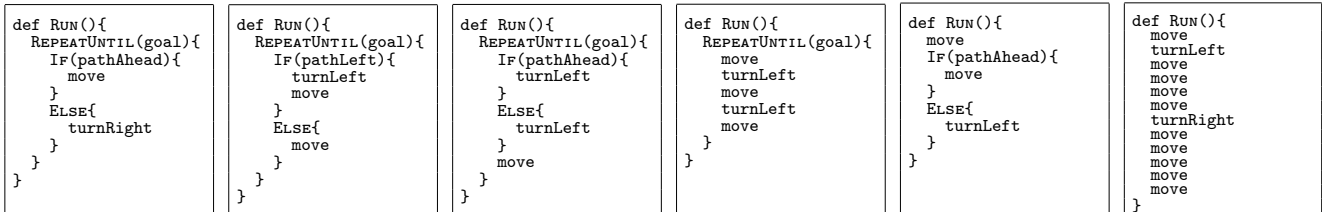
Figure 3: Illustration of the key elements of the STUDENTSYN benchmark for the reference task T^4 shown in (a)—same as in Figure 1a. (b) Shows three target tasks associated with T^4 ; these target tasks are similar to T^4 in a sense that the set of available block types is same as T^4_{store} and the nesting structure of programming constructs in solution codes is same as in $C^*_{T^4}$. (c) Shows example codes corresponding to six types of students' behaviors when attempting T^4 , each capturing a different misconception as follows: (i) confusing left/right directions when turning, (ii) partially solving the task in terms of getting closer to the “goal”, (iii) misunderstanding of turning functionality and writing repetitive turn commands, (iv) adding more than the correct number of required move commands, (v) forgetting to include some turns needed in the solution, (vi) attempting to randomly solve the task by adding lots of blocks. See details in Section 3.1.



(a) Reference task T^{18} with solution code and datasets



(b) Three target tasks for T^{18} : T^{18x} , T^{18y} , and T^{18z}



(c) Example codes (i)–(vi) corresponding to six types of students' behaviors when attempting T^{18} , each capturing different misconceptions

Figure 4: Analogous to Figure 3, here we illustrate the key elements of the STUDENTSYN benchmark for the reference task T^{18} shown in (a)—same as in Figure 2a. (b) Shows three target tasks associated with T^{18} . (c) Shows example codes corresponding to six types of students' behaviors when attempting T^{18} , each capturing a different misconception as follows: (i) confusing left/right directions when turning or checking conditionals, (ii) following one of the wrong path segments, (iii) misunderstanding of IFELSE structure functionality and writing the same blocks in both the execution branches, (iv) ignoring the IFELSE structure when solving the task, (v) ignoring the WHILE structure when solving the task, (vi) attempting to solve the task by using only the basic action blocks in $\{\text{turnLeft}, \text{turnRight}, \text{move}\}$. See details in Section 3.1.

3. BENCHMARK AND INITIAL RESULTS


In this section, we introduce our benchmark, STUDENTSYN, and report initial results highlighting the gap in performance of simple baselines and human experts.

3.1 STUDENTSYN: Data Curation

We begin by curating a synthetic dataset for the benchmark, designed to capture different scenarios of the three distinct

phases mentioned in Section 2.2. In particular, each scenario corresponds to a 4-tuple $(T^{\text{ref}}, C^{\text{stu}}_{T^{\text{ref}}}, T^{\text{tar}}, C^{\text{stu}}_{T^{\text{tar}}})$, where $C^{\text{stu}}_{T^{\text{ref}}}$ (observed by the system) and $C^{\text{stu}}_{T^{\text{tar}}}$ (to be synthesized by the system) correspond to a student stu 's attempts.

Reference and target tasks. We select two reference tasks for this benchmark, namely T^4 and T^{18} , as illustrated in Figures 1a and 2a. These tasks correspond to Maze#4 and Maze#18 in the *Hour of Code: Maze Challenge* [9], and have


 stu's attempt for T^{18x}
 in Figure 2

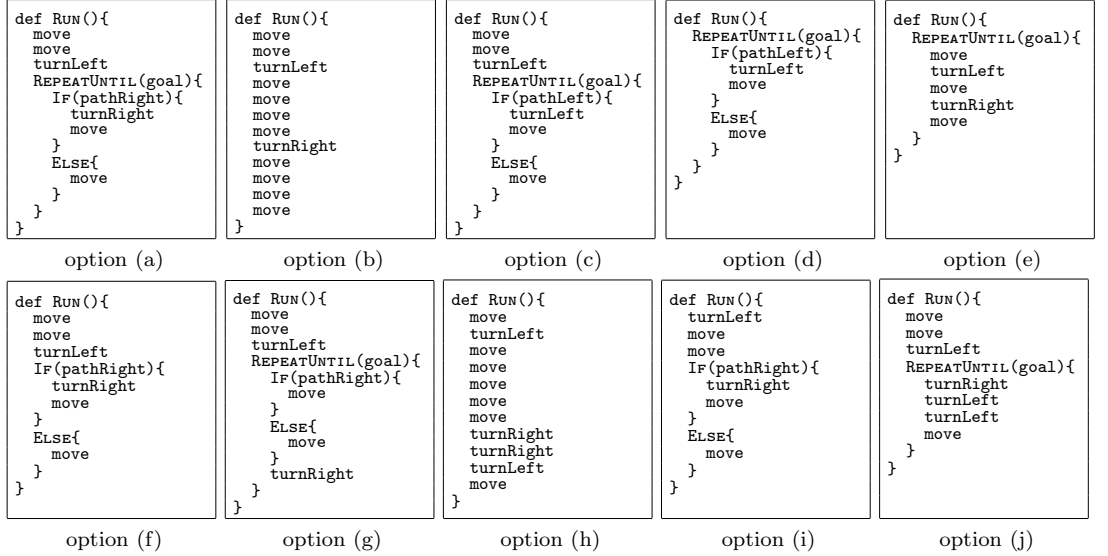


Figure 5: Illustration of the generative and discriminative objectives in the STUDENTSYN benchmark for the scenario shown in Figure 2. For the generative objective, the goal is to synthesize the student `stu`'s behavior on the target task T^{18x} , i.e., a program that `stu` would write if the system would assign T^{18x} to the student. For the discriminative objective, the goal is to choose one of the ten codes, shown as options (a)–(j), that corresponds to the student `stu`'s attempt. For each scenario, ten options are created systematically as discussed in Section 3.2; in this illustration, option (a) corresponds to the solution code $C_{T^{18x}}^*$ for the target task and option (e) corresponds to the student `stu`'s attempt as designed in the benchmark.

been studied in a number of prior works [35, 15, 1], because of the availability of large-scale datasets of students' attempts for these two tasks. For each reference task, we manually create three target tasks as shown in Figures 3b and 4b; as discussed in the figure captions, these target tasks are similar to the corresponding reference task in a sense that the set of available block types is same and the nesting structure of programming constructs in solution codes is same.

Types of students' behaviors and students' attempts. For a given reference-target task pair $(T^{\text{ref}}, T^{\text{tar}})$, next we seek to simulate a student `stu` to create `stu`'s attempts $C_{T^{\text{ref}}}^{\text{stu}}$ and $C_{T^{\text{tar}}}^{\text{stu}}$. We begin by identifying a set of salient students' behaviors and misconceptions for reference tasks T^4 and T^{18} based on students' attempts observed in the real-world dataset of [35]. In this benchmark, we select 6 types of students' behaviors for each reference task—these types are highlighted in Figures 3c and 4c for T^4 and T^{18} , respectively.⁴ For a given pair $(T^{\text{ref}}, T^{\text{tar}})$, we first simulate a student `stu` by associating this student to one of the 6 types, and then manually create `stu`'s attempts $C_{T^{\text{ref}}}^{\text{stu}}$ and $C_{T^{\text{tar}}}^{\text{stu}}$. For a given scenario $(T^{\text{ref}}, C_{T^{\text{ref}}}^{\text{stu}}, T^{\text{tar}}, C_{T^{\text{tar}}}^{\text{stu}})$, the attempt $C_{T^{\text{tar}}}^{\text{stu}}$ is not observed by the system and serves as a *ground truth* in our benchmark for evaluation purposes; in the following, we interchangeably write a scenario as $(T^{\text{ref}}, C_{T^{\text{ref}}}^{\text{stu}}, T^{\text{tar}}, ?)$.

Total scenarios. In total, we create 72 unique scenarios $(T^{\text{ref}}, C_{T^{\text{ref}}}^{\text{stu}}, T^{\text{tar}}, C_{T^{\text{tar}}}^{\text{stu}})$ in the benchmark corresponding to (i) 2 reference tasks, (ii) 3 target tasks per reference task, (iii) 6 types of students' behaviors per reference task, and (iv) 2 students per type. This, in turn, leads to a total of 72 $(= 2 \times 3 \times 6 \times 2)$ unique scenarios.

⁴In real-world settings, the types of students' behaviors and their attempts have a much larger variability and complexities with a long-tail; in future work, we plan to extend our benchmark to cover more scenarios, see Section 7.

3.2 STUDENTSYN: Performance Measures

We introduce two performance measures to capture our synthesis objective. Our first measure, namely *generative performance*, is to directly capture the quality of fine-level synthesis of the student `stu`'s attempt; however, this measure requires a human-in-the-loop evaluation. To automate the evaluation process, we then introduce a second performance measure, namely *discriminative performance*.

Generative performance. As a generative performance measure, we introduce a 4-point *Likert scale* to evaluate the quality of synthesizing `stu`'s attempt $C_{T^{\text{tar}}}^{\text{stu}}$ for a scenario $(T^{\text{ref}}, C_{T^{\text{ref}}}^{\text{stu}}, T^{\text{tar}}, ?)$. The scale is captured to assign scores based on two factors: (a) whether the elements of the student's behavior observed in $C_{T^{\text{ref}}}^{\text{stu}}$ are present, (b) whether the elements of the target task T^{tar} (e.g., parts of its solution) are present. More concretely, the scores are assigned as follows (with higher scores being better): (i) Score 1 means the technique does not have synthesis capability; (ii) Score 2 means the synthesis fails to capture the elements of $C_{T^{\text{ref}}}^{\text{stu}}$ and T^{tar} ; (iii) Score 3 means the synthesis captures the elements only of $C_{T^{\text{ref}}}^{\text{stu}}$ or of T^{tar} , but not both; (iv) Score 4 means the synthesis captures the elements of both $C_{T^{\text{ref}}}^{\text{stu}}$ and T^{tar} .

Discriminative performance. As the generative performance requires human-in-the-loop evaluation, we also introduce a discriminative performance measure based on the prediction accuracy of choosing the student attempt from a set. More concretely, given a scenario $(T^{\text{ref}}, C_{T^{\text{ref}}}^{\text{stu}}, T^{\text{tar}}, ?)$, the discriminative objective is to choose $C_{T^{\text{tar}}}^{\text{stu}}$ from ten candidate codes; see Figure 5. These ten options are created automatically in a systematic way and include: (a) the *ground-truth* $C_{T^{\text{tar}}}^{\text{stu}}$ from the benchmark, (b) the solution code $C_{T^{\text{tar}}}^*$, (c) five codes $C_{T^{\text{tar}}}^{\text{stu}'}$ from the benchmark associated with other students `stu'` whose behavior type is different from `stu`, and (iv) three *randomly* constructed codes obtained by editing $C_{T^{\text{tar}}}^*$.

Method	Generative Performance		Discriminative Performance	
	Reference task	Reference task	Reference task	Reference task
	T^4	T^{18}	T^4	T^{18}
RANDD	1.00	1.00	10.0	10.0
EDITD	1.00	1.00	31.5	48.9
EDITEMBD	1.00	1.00	39.6	48.9
TUTORSS	3.85	3.90	89.8	85.2
TUTORSS ¹	3.89	3.94	91.6	83.3
TUTORSS ²	3.72	3.89	91.6	88.9
TUTORSS ³	3.94	3.88	86.1	83.3

Table 1: This table shows initial results on STUDENTSYN in terms of the generative and discriminative performance measures. The values are in the range [1.0, 4.0] for generative performance and in the range [0.0, 100.0] for discriminative performance—higher values being better. Human experts (TUTORSS) can achieve high performance on both the measures, whereas simple baselines perform poorly. The numbers reported for TUTORSS are computed by averaging across three separate human experts (TUTORSS¹, TUTORSS², and TUTORSS³). See Section 3.3 for details.

3.3 Initial Results

As a starting point, we design a few simple baselines and compare their performance with that of human experts.

Simple baselines. The simple baselines that we develop here are meant for the discriminative-only objective; they do not have synthesis capability. Our first baseline RANDD simply chooses a code from the 10 options at random. Our next two baselines, EDITD and EDITEMBD, are defined through a distance function $D_{T^{\text{ref}}}(\mathbf{C}, \mathbf{C}')$ that quantifies a notion of distance between any two codes \mathbf{C}, \mathbf{C}' for a fixed reference task. For a scenario $(T^{\text{ref}}, \mathbf{C}_{T^{\text{ref}}}^{\text{stu}}, T^{\text{tar}}, ?)$ and ten option codes, these baselines select the code \mathbf{C} that minimizes $D_{T^{\text{ref}}}(\mathbf{C}, \mathbf{C}_{T^{\text{ref}}}^{\text{stu}})$. EDITD uses a tree-edit distance between *Abstract Syntax Trees* as the distance function, denoted as $D_{T^{\text{ref}}}^{\text{edit}}$. EDITEMBD extends EDITD by considering a distance function that combines $D_{T^{\text{ref}}}^{\text{edit}}$ and a code-embedding based distance function $D_{T^{\text{ref}}}^{\text{emb}}$; in this paper, we trained code embeddings with the methodology of [15] using a real-world dataset of student attempts on T^{ref} . EDITEMBD then uses a distance function as a convex combination $(\alpha \cdot D_{T^{\text{ref}}}^{\text{edit}}(\mathbf{C}, \mathbf{C}') + (1 - \alpha) \cdot D_{T^{\text{ref}}}^{\text{emb}}(\mathbf{C}, \mathbf{C}'))$ where α is optimized for each reference task separately. For measuring the discriminative performance, we randomly sample a scenario, create ten options, and measure the predictive accuracy of the technique—the details of this experimental evaluation are provided in Section 6.2.

Human experts. Next, we evaluate the performance of human experts; these evaluations are done through a web platform where an expert would provide a generative or discriminative response to a given scenario $(T^{\text{ref}}, \mathbf{C}_{T^{\text{ref}}}^{\text{stu}}, T^{\text{tar}}, ?)$. A total of three experts, with experience in block-based programming and tutoring, participated in our evaluation. We first carried out generative performance evaluations where an expert has to write the student attempt code; afterwards, we carried out discriminative performance evaluations where an expert would choose one of the options. In total, each expert participated in 36 generative evaluations (18 per reference task) and 72 discriminative evaluations (36 per reference task). Results in Table 1 highlight the huge performance gap between the human experts and simple baselines; further details are provided in Section 6.

4. NEURAL SYNTHESIZER NEURSS

Our first technique, NEURSS (*Neural Program Synthesis for STUDENTSYN*), is inspired by recent advances in neural program synthesis [3, 4]. In our work, we use the neural architecture proposed in [3]—at a high-level, the neural synthesizer model takes as input a visual task T , and then sequentially synthesizes a code \mathbf{C} by using programming tokens in T_{store} . However, our goal is not simply to synthesize a solution code, instead, we want to synthesize attempts of a given student that the system is interacting with at real-time/deployment. To achieve this goal, NEURSS operates in three stages as illustrated in Figure 6. Each stage is in line with a phase of our objective described in Section 2.2. For each stage, we provide an overview of the key ideas and high-level implementation details in the following paragraphs. We will publicly release our implementation with full details.

NEURSS-Stage1.i: Given a reference task and its solution $(T^{\text{ref}}, \mathbf{C}_{T^{\text{ref}}}^*)$, the goal of this stage is to train a neural synthesizer model that can synthesize solutions for any task similar to T^{ref} . In this stage, we use a synthetic dataset $\mathcal{D}_{T^{\text{ref}}}^{\text{tasks}}$ comprising of task-solution pairs (T, \mathbf{C}_T^*) ; the notion of similarity here means that T_{store} is the same as $T_{\text{store}}^{\text{ref}}$ and the nesting structure of programming constructs in \mathbf{C}_T^* is the same as in $\mathbf{C}_{T^{\text{ref}}}^*$. To train this synthesizer, we leverage recent advances in neural program synthesis [3, 4]; in particular, we use the encoder-decoder architecture and imitation learning procedure from [3]. The model we use in our experiments has deep-CNN layers for extracting task features and an LSTM for sequentially generating programming tokens. The input to the synthesizer is a one-hot task representation of the visual grid denoting different elements of the grid (e.g., “goal”, “walls”, and position/orientation of the “avatar”), as well as the programming tokens synthesized by the model so far. To generate the synthetic dataset $\mathcal{D}_{T^{\text{ref}}}^{\text{tasks}}$, we use the task generation procedure from [1]. For the reference task T^4 , we generated $\mathcal{D}_{T^4}^{\text{tasks}}$ of size 50,000; for the reference task T^{18} , we generated $\mathcal{D}_{T^{18}}^{\text{tasks}}$ of size 200,000.

NEURSS-Stage1.ii: Given a reference task T^{ref} , the goal of this stage is to train a code embedding network that maps an input code \mathbf{C} to a feature vector $\phi(\mathbf{C})$. This code embedding space will be useful later in NEURSS-Stage2 when we observe the student stu ’s attempt. For each T^{ref} , we use a real-world dataset of students’ attempts $\mathcal{D}_{T^{\text{ref}}}^{\text{attempts}}$ on T^{ref} to train this embedding network using the methodology of [15]. To train this embedding network, we construct a set with triplets $(\mathbf{C}, \mathbf{C}', D_{T^{\text{ref}}}^{\text{edit}}(\mathbf{C}, \mathbf{C}'))$ where $\mathbf{C}, \mathbf{C}' \in \mathcal{D}_{T^{\text{ref}}}^{\text{attempts}}$ and $D_{T^{\text{ref}}}^{\text{edit}}$ computes the tree-edit distance between *Abstract Syntax Trees* of two codes (see Section 3.3). The embedding network is trained so the embedding space preserves given distances, i.e., $\|\phi(\mathbf{C}) - \phi(\mathbf{C}')\| \approx D_{T^{\text{ref}}}^{\text{edit}}(\mathbf{C}, \mathbf{C}')$ for a triplet. Following the setup in [15], we use a bidirectional LSTM architecture for the network and use \mathbb{R}^{80} embedding space.

NEURSS-Stage2: In this stage, the system observes the student stu ’s attempt $\mathbf{C}_{T^{\text{ref}}}^{\text{stu}}$ and initiates continual training of the neural synthesizer model from Stage1.i in real-time. More concretely, we fine-tune the pre-trained synthesizer model from Stage 1.i with the goal of transferring the student stu ’s behavior from the reference task T^{ref} to any target task T^{tar} . Here, we make use of the embedding network from Stage1.ii that enables us to find neighboring codes $\mathbf{C} \in \mathcal{D}_{T^{\text{ref}}}^{\text{attempts}}$ such

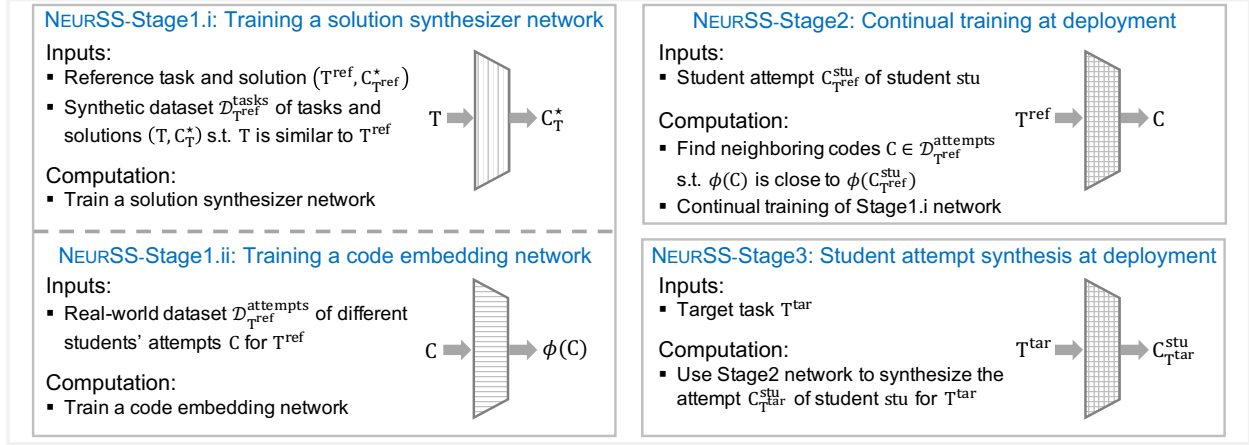


Figure 6: Illustration of the three different stages in NEURSS, our technique based on neural synthesis; details in Section 4.

that $\phi(C)$ is close to $\phi(C_{T^{\text{ref}}}^{\text{stu}})$. More formally, the set of neighbors is given by $\{C \in \mathcal{D}_{T^{\text{ref}}}^{\text{attempts}} : \|\phi(C_{T^{\text{ref}}}^{\text{stu}}) - \phi(C)\|_2 \leq r\}$ where the threshold r is a hyperparameter. Next, we use these neighboring codes to create a small dataset for continual training: this dataset comprises of the task-code pairs (C, T^{ref}) where C is a neighboring code for $C_{T^{\text{ref}}}^{\text{stu}}$ and T^{ref} is the reference task. There are two crucial ideas behind the design of this stage. First, we do this continual training using a set of neighboring codes w.r.t. $C_{T^{\text{ref}}}^{\text{stu}}$ instead of just using $C_{T^{\text{ref}}}^{\text{stu}}$ —this is important to avoid overfitting during the process. Second, during this continual training, we train for a small number of epochs (a hyperparameter), and only fine-tune the decoder by freezing the encoder—this is important so that the network obtained after continual training still maintains its synthesis capability. The hyperparameters in this stage (threshold r , the number of epochs and learning rate) are obtained through cross-validation in our experiments (see Section 6.2)

NEURSS-Stage3: In this stage, the system observes T^{tar} and uses the model from Stage 2 to synthesize $C_{T^{\text{tar}}}^{\text{stu}}$. More concretely, we provide T^{tar} as an input to the Stage 2 model and then synthesize a small set of codes as outputs using a *beam search* procedure proposed in [3]. This procedure allows us to output codes that have high likelihood or probability of synthesis with the model. In our experiments, we use a *beam size* of 64; Figures 9e and 10e illustrate Top-3 synthesized codes for different scenarios obtained through this procedure. The Top-1 code is then used for generative performance evaluation. For the discriminative performance evaluation, we are given a set of option codes; here we use the model of Stage 2 to compute the likelihood of provided options and then select one with the highest probability.

5. SYMBOLIC SYNTHESIZER SYMSS

In the previous section, we introduced NEURSS inspired by neural program synthesis. In our experiments (see Section 6), NEURSS significantly outperforms the simple baselines introduced earlier; yet, there is a substantial gap in the performances of NEURSS and TUTORSS. An important question that we seek to resolve is how much of this performance gap can be reduced by leveraging domain knowledge such as the types of students' behaviors. To this end, we introduce our second technique, SYMSS (*Symbolic Program Synthesis for STUDENTSYN*), inspired by recent advances in

using symbolic methods for program synthesis [24, 51, 1, 26]. Similar in spirit to NEURSS, SYMSS operates in three stages as illustrated in Figure 7. Each stage is in line with a phase of our objective described in Section 2.2. For each stage, we provide an overview of the key ideas and high-level implementation details in the following paragraphs. We will publicly release our implementation with full details.

SYMSS-Stage1 (High-level design). For a given reference task and its solution (T^{ref}, C_T^*), the goal of this stage is to create a symbolic program synthesizer that encodes domain knowledge. In this stage, we need access to the following: (i) a set of types of students' behaviors the system is expected to encounter at deployment, denoted by \mathcal{M} in Figure 7; (ii) an expert with domain knowledge.⁵ The expert then designs a symbolic program synthesizer $\mathcal{G}_{T^{\text{ref}}}(T, C_T^*, \mathcal{M})$ for the reference task T^{ref} that operates as follows: (a) as first input, it takes a task-solution pair (T, C_T^*) where T is expected to be similar to T^{ref} ; (b) as second input, it takes a type of student behavior $M \in \mathcal{M}$; (c) as outputs, it synthesizes a code C along with the probability p of synthesis. This symbolic synthesizer $\mathcal{G}_{T^{\text{ref}}}(T, C_T^*, \mathcal{M})$ is designed as a *grammar creator module*: internally, it first automatically creates a specific *grammar* corresponding to its input arguments and then generates codes based on this *grammar*.

SYMSS-Stage1 (PCFG). Inspired by recent work on modeling students' misconceptions via *Probabilistic Context Free Grammars* (PCFG)s [51], we consider a PCFG family of grammars inside $\mathcal{G}_{T^{\text{ref}}}$.⁶ More concretely, given a reference task T^{ref} , a task-solution pair (T, C_T^*) , and a type M , the

⁵We note that SYMSS is the only technique that requires access to the types of students' behaviors; in our implementation and experiments, we considered \mathcal{M} to be the same as the types of students' behaviors in STUDENTSYN. In practice, there could potentially be a large number of types of behaviors, that manifest in students' attempts in an unknown way; hence, SYMSS in a real-world setting could perform worse than the performance reported on STUDENTSYN. Also, we note that human experts in TUTORSS were not told about the types of students' behaviors in STUDENTSYN.

⁶Context Free Grammars (CFG)s generate strings by applying a set of production rules where each symbol is expanded independently of its context [27]. These rules are defined through a *start* symbol, *non-terminal* symbols, and *terminal* symbols. PCFGs additionally assign a probability to each production rule; see Figure 8 as an example.

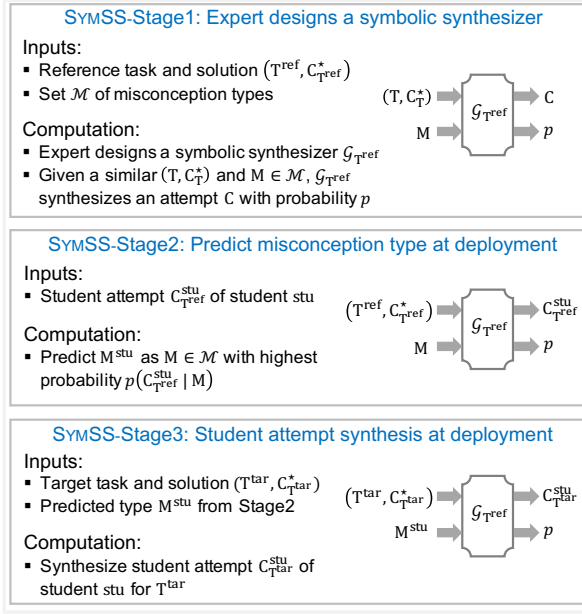


Figure 7: Illustration of the three different stages in SYMSS, our technique based on symbolic synthesis; see Section 5.

expert has designed an automated function that creates a PCFG corresponding to $\mathcal{G}_{T^{\text{ref}}}(T, C_T^*, M)$ which is then used to sample/synthesize codes. This PCFG is created automatically and the production rules are based on: the type M , the input solution code C_T^* , and optionally features of T . In our implementation, we designed two separate symbolic synthesizers \mathcal{G}_{T^4} and $\mathcal{G}_{T^{18}}$ associated with two reference tasks. As a concrete example, consider the scenario in Figure 1: the PCFG created internally at SYMSS-Stage3 corresponds to $\mathcal{G}_{T^4}(T^{4x}, C_{T^{4x}}^*, M^{\text{stu}})$ and is illustrated in Figure 8; details are provided in the caption and as comments within the figure.

SYMSS-Stage2. In this stage, the system observes the student stu 's attempt $C_{T^{\text{ref}}}^{\text{stu}}$ and makes a prediction about the behavior type $M^{\text{stu}} \in \mathcal{M}$. For each behavior type $M \in \mathcal{M}$ specified at Stage1, we use $\mathcal{G}_{T^{\text{ref}}}$ with arguments $(T^{\text{ref}}, C_T^{\text{ref}}, M)$ to calculate the probability of synthesizing $C_{T^{\text{ref}}}^{\text{stu}}$ w.r.t. M , referred to as $p(C_{T^{\text{ref}}}^{\text{stu}} | M)$. This is done by internally creating a corresponding PCFG for $\mathcal{G}_{T^{\text{ref}}}(T^{\text{ref}}, C_T^{\text{ref}}, M)$. To predict M^{stu} , we pick the behavior type M with the highest probability. As an implementation detail, we construct PCFGs in a special form called the *Chomsky Normal Form* (CNF) [5, 27] (though the PCFG illustrated in Figure 8 is not in CNF). This form imposes constraints to the grammar rules that add extra difficulty in grammar creation, but enables the efficient calculation of $p(C_{T^{\text{ref}}}^{\text{stu}} | M)$.

SYMSS-Stage3. In this stage, the system observes a target task T^{tar} along with its solution C_T^{tar} . Based on the behavior type M^{stu} inferred in Stage2, it uses $\mathcal{G}_{T^{\text{ref}}}$ with input arguments $(T^{\text{tar}}, C_T^{\text{tar}}, M^{\text{stu}})$ to synthesize $C_{T^{\text{tar}}}^{\text{stu}}$. More concretely, we use $\mathcal{G}_{T^{\text{ref}}}(T^{\text{tar}}, C_T^{\text{tar}}, M^{\text{stu}})$ to synthesize a large set of codes as outputs along with probabilities. In our implementation, we further normalize these probabilities appropriately by considering the number of production rules involved. In our experiments, we sample a set of 1000 codes and keep the codes with highest probabilities; Figures 9f and 10f illustrate

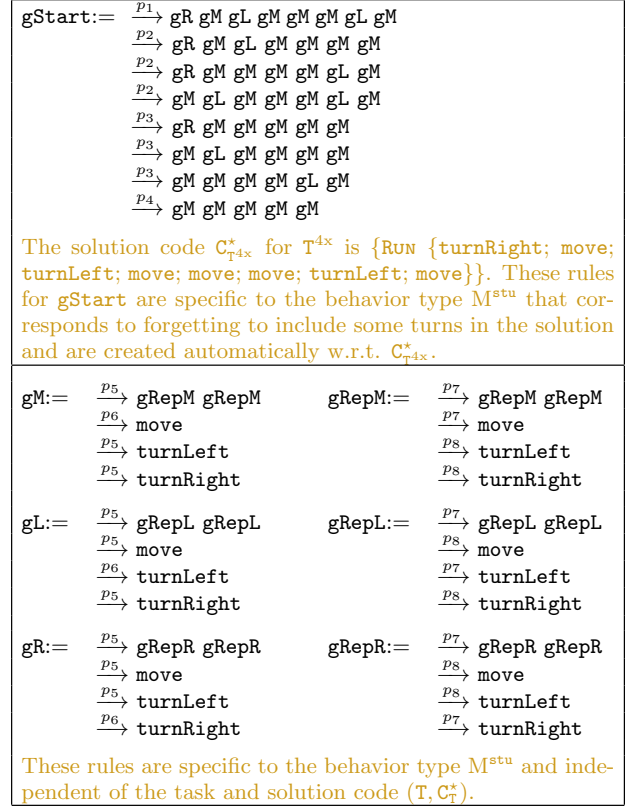


Figure 8: PCFG corresponding to $\mathcal{G}_{T^4}(T^{4x}, C_{T^{4x}}^*, M^{\text{stu}})$ —this PCFG is automatically created in SYMSS-Stage3 for the scenario in Figure 1 and is used to synthesize student stu 's attempt. We define the following symbols: (i) the start symbol **gStart**; (ii) the non-terminal symbols **gM**, **gL**, **gR**, **gRepM**, **gRepL**, **gRepR**; (iii) the terminal symbols **move**, **turnLeft**, **turnRight**. For this scenario, the behavior type M^{stu} corresponds to forgetting to include some turns in the solution. The production rules for **gStart** are specific to the behavior type M^{stu} and are automatically created w.r.t. the solution code $C_{T^{4x}}^*$, leading to the following rules: include all the turns (p_1), omit one turn (p_2), omit two turns (p_3), or omit all of the three turns (p_4). We designed the probability of keeping a turn as $p_k = 1/3$ and omitting a turn as $p_o = 1 - p_k = 2/3$; this leads to the following probability values for **gStart**'s production rules: $\{p_1 = p_k^3, p_2 = p_k^2 \cdot p_o, p_3 = p_k \cdot p_o^2, p_4 = p_o^3\}$. The production rules for **gM**, **gL**, **gR**, **gRepM**, **gRepL**, **gRepR** are specific to the behavior type M^{stu} and independent of the task and solution code (T, C_T^*) in $\mathcal{G}_{T^4}(T, C_T^*, M^{\text{stu}})$. The symbols **gRepM**, **gRepL**, **gRepR** are introduced to allow variability in the students' attempts; intuitively stu may further diverge from the behavior type by (i) transforming tokens, (ii) replicating tokens, or (iii) adding a sequence of tokens. For these rules, the probabilities values are defined as: $\{p_5 = 0.1, p_6 = 0.7, p_7 = 0.4, p_8 = 0.1\}$.

the Top-3 synthesized codes for two scenarios, obtained with this procedure. The Top-1 code is then used for generative performance evaluation. For the discriminative performance evaluation, we are already given a set of option codes; here we directly compute the likelihood of the provided options and then select one with the highest probability.

Method	Generative Performance		Discriminative Performance		Required Inputs and Domain Knowledge				
	Reference task	Reference task	Reference task	Reference task	Ref. task dataset:	Ref. task dataset:	Student	Expert	Expert
	T^4	T^{18}	T^4	T^{18}	student attempts	similar tasks	types	grammars	evaluation
RANDD	1.00	1.00	10.0	10.0	-	-	-	-	-
EDITD	1.00	1.00	31.5	48.9	-	-	-	-	-
EDITEMBD	1.00	1.00	39.6	48.9	\times	-	-	-	-
NEURSS	3.00	2.83	43.8	57.2	\times	\times	-	-	-
SYMSS	3.78	3.72	88.1	62.1	-	-	\times	\times	-
TUTORSS	3.85	3.90	89.8	85.2	-	-	-	-	\times

Table 2: This table expands on Table 1 and additionally provides results for NEURSS and SYMSS. The columns under “Required Inputs and Domain Knowledge” highlight information used by different techniques (\times indicates the usage of the corresponding input/knowledge). NEURSS and SYMSS significantly improve upon the simple baselines introduced in Section 3.3; yet, there is a high gap in performance in comparison to that of human experts. See Section 6 for details.

6. EXPERIMENTAL EVALUATION

In this section, we expand on the evaluation presented in Section 3 and include results for NEURSS and SYMSS.

6.1 Generative Performance

Evaluation procedure. As discussed in Section 3.2, we evaluate the generative performance of a technique in the following steps: (a) a scenario $(T^{\text{ref}}, C_{T^{\text{ref}}}^{\text{stu}}, T^{\text{tar}}, ?)$ is picked; (b) the technique synthesizes stu ’s attempt, i.e., a program that stu would write if the system would assign T^{tar} to the student; (c) the generated code is scored on the 4-point *Likert scale*. The scoring step requires human-in-the-loop evaluation and involved an expert (different from the three experts that are part of TUTORSS). Overall, each technique is evaluated for 36 unique scenarios in STUDENTSYN—we selected 18 scenarios per reference task by first picking one of the 3 target tasks and then picking a student from one of the 6 different types of behavior. The final performance results are reported as an average across these scenarios.

Quantitative results. Table 2 expands on Table 1 and reports results on the generative performance per reference task for different techniques. As noted in Section 3.3, the simple baselines (RANDD, EDITD, EDITEMBD) do not have a synthesis capability and hence have a score 1.00. TUTORSS, i.e., human experts, achieves the highest performance with aggregated scores of 3.85 and 3.90 for two reference tasks respectively; as mentioned in Table 1, these scores are reported as an average over scores achieved by three different experts. SYMSS also achieves high performance with aggregated scores of 3.78 and 3.72—only slightly lower than that of TUTORSS and these gaps are not statistically significant w.r.t. χ^2 tests [6]. The high performance of SYMSS is expected given its knowledge about types of students in STUDENTSYN and the expert domain knowledge inherent in its design. NEURSS achieves aggregated scores of 3.00 and 2.83—this performance is significantly worse ($p < 0.01$) compared to that of SYMSS and TUTORSS w.r.t. χ^2 tests.

Qualitative results. Figures 9 and 10 illustrate the qualitative results in terms of the generative objective for the scenarios in Figures 1 and 2, respectively. As can be seen in Figures 9d and 10d, the codes generated by three human experts in TUTORSS are high-scoring w.r.t. our 4-point *Likert scale*, and are slight variations of the *ground-truth* codes in STUDENTSYN shown in Figures 9c and 10c. Similarly, the Top-3 codes generated by SYMSS in Figures 9f and 10f are high-scoring. In contrast, for the scenario in Figure 2, the Top-3 codes synthesized by NEURSS in Figure 10e only cap-

ture the elements of the student’s behavior in $C_{T^{\text{ref}}}^{\text{stu}}$ and miss the elements of the target task T^{tar} .

6.2 Discriminative Performance

Evaluation procedure: Creating instances. As discussed in Section 3.2, we evaluate the discriminative performance of a technique in the following steps: (a) a discriminative instance is created with a scenario $(T^{\text{ref}}, C_{T^{\text{ref}}}^{\text{stu}}, T^{\text{tar}}, ?)$ picked from the benchmark and 10 code options created automatically; (b) the technique chooses one of the options as stu ’s attempt; (c) the chosen option is scored either 100.0 when correct, or 0.0 otherwise. We create a number of discriminative instances for evaluation, and then compute an average predictive accuracy in the range $[0.0, 100.0]$. We note that the number of discriminative instances can be much larger than the number of scenarios because of the variability in creating 10 code options. When sampling large number of instances in our experiments, we ensure that all target tasks and behavior types are represented equally.

Evaluation procedure: Details about final performance. For TUTORSS, we perform evaluation on a small set of 72 instances (36 instances per reference task), to reduce the effort for human experts. The final performance results for TUTORSS, as reported in Tables 1 and 2, are computed as an average across these instances. Next, we provide details on how the final performance results are computed for the techniques RANDD, EDITD, EDITEMBD, NEURSS, and SYMSS. For these techniques, we perform $\text{numEval} = 10$ independent evaluation rounds, and report results as a macro-average across these rounds; these rounds are also used for statistical significance tests. Within one round, we create a set of 720 instances (360 instances per reference task). To allow hyperparameter tuning by techniques, we apply a cross-validation procedure on the 360 instances per reference task by creating 10-folds whereby 1 fold is used to tune hyperparameters and 9 folds are used to measure performance.

Quantitative results. Table 2 reports results on the discriminative performance per reference task for different techniques. As noted in Section 3.3, the initial results showed a huge gap between the human experts (TUTORSS) and simple baselines (RANDD, EDITD, EDITEMBD). As can be seen in Table 2, our proposed techniques (NEURSS and SYMSS) have substantially reduced this performance gap w.r.t. TUTORSS. SYMSS achieves high performance compared to simple baselines and NEURSS; moreover, on the reference task T^4 , its performance (88.1) is close to that of TUTORSS (89.8). The high performance of SYMSS is partly

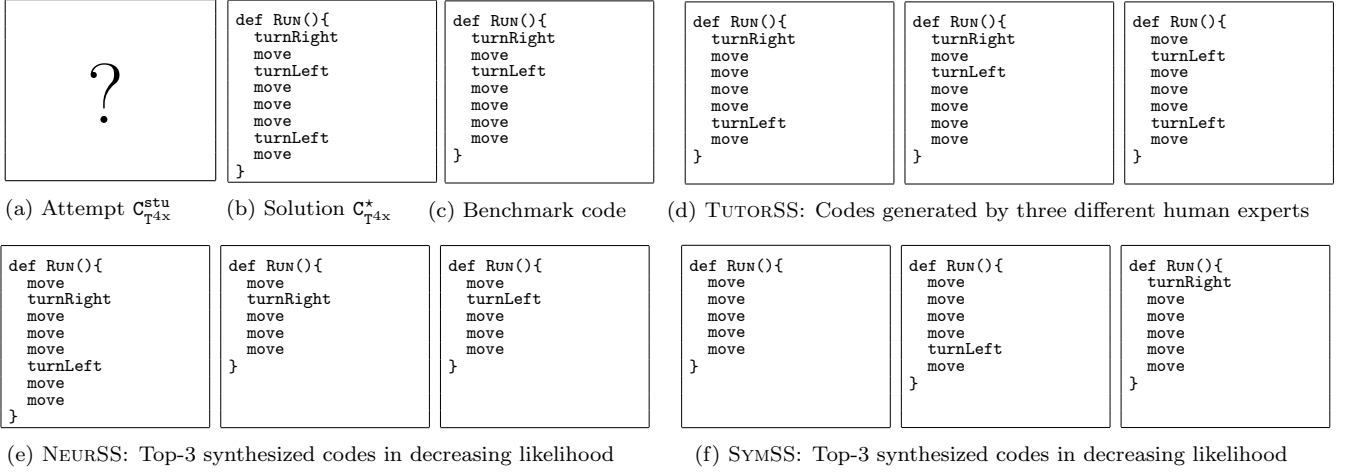


Figure 9: Illustration of the qualitative results in terms of the generative objective for the scenario in Figure 1. (a) The goal is to synthesize the student stu ’s behavior on the target task T^{4x} . (b) Solution code C_{T4x}^* for the target task. (c) Code provided in the benchmark as a possible answer for this scenario. (d) Codes generated by three different human experts (see TUTORSS¹, TUTORSS², and TUTORSS³ in Table 1). (e, f) Codes synthesized by our techniques NEURSS and SYMSS—Top-3 synthesized codes in decreasing likelihood are provided here. See Section 6.1 for details.

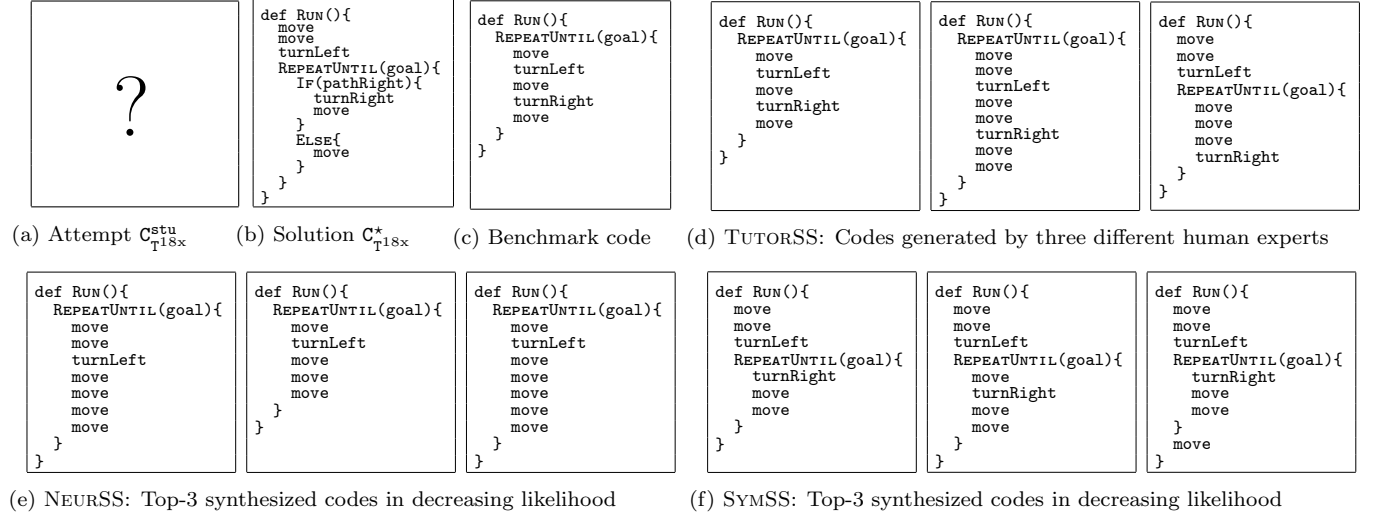


Figure 10: Analogous to Figure 9, here we illustrate results in terms of the generative objective for the scenario in Figure 2.

due to its access to types of students in STUDENTSYN; in fact, this information is used only by SYMSS and is not even available to human experts in TUTORSS—see column “Student types” in Table 2. NEURSS outperformed simple baselines but its performance is below SYMSS and TUTORSS for both the reference tasks. For the three techniques NEURSS, SYMSS, and EDITEMBD, we did statistical significance tests based on results for $\text{numEval} = 10$ independent rounds as mentioned earlier. The difference in reported performances is statistically significant ($p < 0.01$) for any pair of these techniques on each reference task w.r.t. Tukey’s HSD test [48].

7. CONCLUSIONS AND OUTLOOK

We investigated student modelling in the context of block-based visual programming environments, focusing on the ability to automatically infer students’ misconceptions and synthesize their expected behavior. We introduced a novel

benchmark, STUDENTSYN, to objectively measure the generative as well as the discriminative performance of different techniques. The gap in performance between human experts (TUTORSS) and our techniques (NEURSS, SYMSS) highlights the challenges in synthesizing student attempts for programming tasks. We believe that the benchmark will facilitate further research in this crucial area of student modelling for block-based visual programming environments.

There are several important directions for future work, including but not limited to: (a) incorporating more diverse tasks and student misconceptions in the benchmark; (b) scaling up the benchmark and creating a competition with a public leaderboard to facilitate research; (c) developing new neuro-symbolic synthesis techniques that can get close to the performance of TUTORSS without relying on expert inputs; (d) applying our methodology to other programming environments (e.g., Python programming).

8. REFERENCES

- [1] U. Z. Ahmed, M. Christakis, A. Efremov, N. Fernandez, A. Ghosh, A. Roychoudhury, and A. Singla. Synthesizing Tasks for Block-based Programming. In *NeurIPS*, 2020.
- [2] F. Ai, Y. Chen, Y. Guo, Y. Zhao, Z. Wang, G. Fu, and G. Wang. Concept-Aware Deep Knowledge Tracing and Exercise Recommendation in an Online Learning System. In *EDM*, 2019.
- [3] R. Bunel, M. J. Hausknecht, J. Devlin, R. Singh, and P. Kohli. Leveraging Grammar and Reinforcement Learning for Neural Program Synthesis. In *ICLR*, 2018.
- [4] X. Chen, C. Liu, and D. Song. Execution-Guided Neural Program Synthesis. In *ICLR*, 2019.
- [5] N. Chomsky. On Certain Formal Properties of Grammars. *Information and control*, 2:137–167, 1959.
- [6] W. G. Cochran. The χ^2 Test of Goodness of Fit. *The Annals of Mathematical Statistics*, pages 315–345, 1952.
- [7] J. Cock, M. Marras, C. Giang, and T. Käser. Early Prediction of Conceptual Understanding in Interactive Simulations. In *EDM*, 2021.
- [8] Code.org. Code.org – Learn Computer Science. <https://code.org/>.
- [9] Code.org. Hour of Code – Classic Maze Challenge. <https://studio.code.org/s/hourofcode>.
- [10] Code.org. Hour of Code Initiative. <https://hourofcode.com/>.
- [11] A. T. Corbett and J. R. Anderson. Knowledge Tracing: Modeling the Acquisition of Procedural Knowledge. *User Modeling and User-Adapted Interaction*, 4(4):253–278, 1994.
- [12] A. T. Corbett, M. McLaughlin, and K. C. Scarpinato. Modeling Student Knowledge: Cognitive Tutors in High School and College. *User Model. User Adapt. Interact.*, 2000.
- [13] J. Devlin, R. Bunel, R. Singh, M. J. Hausknecht, and P. Kohli. Neural Program Meta-Induction. In *NeurIPS*, 2017.
- [14] J. Devlin, J. Uesato, S. Bhupatiraju, R. Singh, A. Mohamed, and P. Kohli. Robustfill: Neural Program Learning under Noisy I/O. In D. Precup and Y. W. Teh, editors, *ICML*, 2017.
- [15] A. Efremov, A. Ghosh, and A. Singla. Zero-shot Learning of Hint Policy via Reinforcement Learning and Program Synthesis. In *EDM*, 2020.
- [16] K. Ellis, M. I. Nye, Y. Pu, F. Sosa, J. Tenenbaum, and A. Solar-Lezama. Write, Execute, Assess: Program Synthesis with a REPL. In *NeurIPS*, 2019.
- [17] K. Ellis, C. Wong, M. I. Nye, M. Sablé-Meyer, L. Cary, L. Morales, L. B. Hewitt, A. Solar-Lezama, and J. B. Tenenbaum. Dreamcoder: Growing Generalizable, Interpretable Knowledge with Wake-Sleep Bayesian Program Learning. *CoRR*, abs/2006.08381, 2020.
- [18] A. Emerson, A. Smith, F. J. Rodríguez, E. N. Wiebe, B. W. Mott, K. E. Boyer, and J. C. Lester. Cluster-Based Analysis of Novice Coding Misconceptions in Block-Based Programming. In *SIGCSE*, 2020.
- [19] A. Ghosh, S. Tschischek, S. Devlin, and A. Singla. Adaptive Scaffolding in Block-based Programming via Synthesizing New Tasks as Pop Quizzes. In *AIED*, 2022.
- [20] S. Gulwani, O. Polozov, and R. Singh. Program Synthesis. *Foundations and Trends® in Programming Languages*, 2017.
- [21] J. He-Yueya and A. Singla. Quizzing Policy Using Reinforcement Learning for Inferring the Student Knowledge State. In *EDM*, 2021.
- [22] A. Hunziker, Y. Chen, O. M. Aodha, M. G. Rodriguez, A. Krause, P. Perona, Y. Yue, and A. Singla. Teaching Multiple Concepts to a Forgetful Learner. In *NeurIPS*, 2019.
- [23] T. Käser and D. L. Schwartz. Modeling and Analyzing Inquiry Strategies in Open-Ended Learning Environments. *Journal of AIED*, 30(3):504–535, 2020.
- [24] B. M. Lake, R. Salakhutdinov, and J. B. Tenenbaum. Human-level Concept Learning through Probabilistic Program Induction. *Science*, 2015.
- [25] Y. Li, D. Choi, J. Chung, N. Kushman, J. Schrittwieser, R. Leblond, J. Keeling, F. Gimeno, A. D. Lago, T. Hubert, P. Choy, and C. de. Competition-Level Code Generation with AlphaCode. 2022.
- [26] A. Malik, M. Wu, V. Vasavada, J. Song, M. Coots, J. Mitchell, N. D. Goodman, and C. Piech. Generative Grading: Near Human-level Accuracy for Automated Feedback on Richly Structured Problems. In *EDM*, 2021.
- [27] J. C. Martin. *Introduction to Languages and the Theory of Computation*, volume 4. McGraw-Hill NY, 1991.
- [28] R. McIlroy-Young, S. Sen, J. M. Kleinberg, and A. Anderson. Aligning Superhuman AI with Human Behavior: Chess as a Model System. In *KDD*, 2020.
- [29] R. McIlroy-Young and R. Wang. Detecting Individual Decision-Making Style: Exploring Behavioral Stylometry in Chess. In *NeurIPS*, 2021.
- [30] M. I. Nye, A. Solar-Lezama, J. Tenenbaum, and B. M. Lake. Learning Compositional Rules via Neural Program Synthesis. In *NeurIPS*, 2020.
- [31] B. Paaßen, B. Hammer, T. W. Price, T. Barnes, S. Gross, and N. Pinkwart. The Continuous Hint Factory - Providing Hints in Continuous and Infinite Spaces. *Journal of Educational Data Mining*, 2018.
- [32] E. Parisotto, A. Mohamed, R. Singh, L. Li, D. Zhou, and P. Kohli. Neuro-Symbolic Program Synthesis. In *ICLR*, 2017.
- [33] C. Piech, J. Bassen, J. Huang, S. Ganguli, M. Sahami, L. J. Guibas, and J. Sohl-Dickstein. Deep Knowledge Tracing. In *NeurIPS*, pages 505–513, 2015.
- [34] C. Piech, J. Huang, A. Nguyen, M. Phulsuksombati, M. Sahami, and L. J. Guibas. Learning Program Embeddings to Propagate Feedback on Student Code. In *ICML*, 2015.
- [35] C. Piech, M. Sahami, J. Huang, and L. J. Guibas. Autonomously Generating Hints by Inferring Problem Solving Policies. In *L@S*, 2015.
- [36] L. Portnoff, E. N. Gustafson, K. Bicknell, and J. Rollinson. Methods for Language Learning Assessment at Scale: Duolingo Case Study. In *EDM*,

2021.

- [37] T. W. Price and T. Barnes. Position paper: Block-based Programming Should Offer Intelligent Support for Learners. In *2017 IEEE Blocks and Beyond Workshop (B B)*, 2017.
- [38] T. W. Price, Y. Dong, and D. Lipovac. iSnap: Towards Intelligent Tutoring in Novice Programming Environments. In *SIGCSE*, pages 483–488, 2017.
- [39] T. W. Price, R. Zhi, and T. Barnes. Evaluation of a Data-driven Feedback Algorithm for Open-ended Programming. *EDM*, 2017.
- [40] A. N. Rafferty, R. Jansen, and T. L. Griffiths. Using Inverse Planning for Personalized Feedback. In *EDM*, 2016.
- [41] M. Resnick, J. Maloney, A. Monroy-Hernández, N. Rusk, E. Eastmond, K. Brennan, A. Millner, E. Rosenbaum, J. Silver, B. Silverman, et al. Scratch: Programming for All. *Communications of the ACM*, 2009.
- [42] B. Settles and B. Meeder. A Trainable Spaced Repetition Model for Language Learning. In *ACL*, 2016.
- [43] A. Shakya, V. Rus, and D. Venugopal. Student Strategy Prediction using a Neuro-Symbolic Approach. *EDM*, 2021.
- [44] Y. Shi, K. Shah, W. Wang, S. Marwan, P. Penmetsa, and T. W. Price. Toward Semi-Automatic Misconception Discovery Using Code Embeddings. In *LAK*, 2021.
- [45] R. Singh, S. Gulwani, and A. Solar-Lezama. Automated Feedback Generation for Introductory Programming Assignments. In *PLDI*, pages 15–26, 2013.
- [46] A. Singla, A. N. Rafferty, G. Radanovic, and N. T. Heffernan. Reinforcement Learning for Education: Opportunities and Challenges. *CoRR*, abs/2107.08828, 2021.
- [47] D. Trivedi, J. Zhang, S. Sun, and J. J. Lim. Learning to Synthesize Programs as Interpretable and Generalizable policies. *CoRR*, abs/2108.13643, 2021.
- [48] J. W. Tukey. Comparing Individual Means in the Analysis of Variance. *Biometrics*, 5 2:99–114, 1949.
- [49] L. Wang, A. Sy, L. Liu, and C. Piech. Learning to Represent Student Knowledge on Programming Exercises Using Deep Learning. In *EDM*, 2017.
- [50] D. Weintrop and U. Wilensky. Comparing Block-based and Text-based Programming in High School Computer Science Classrooms. *ACM Transactions of Computing Education*, 18(1):1–25, 2017.
- [51] M. Wu, M. Mosse, N. D. Goodman, and C. Piech. Zero Shot Learning for Code Education: Rubric Sampling with Deep Learning Inference. In *AAAI*, 2019.
- [52] J. Yi, U. Z. Ahmed, A. Karkare, S. H. Tan, and A. Roychoudhury. A Feasibility Study of Using Automated Program Repair for Introductory Programming Assignments. In *ESEC/FSE*, 2017.