
TTOpt: A Maximum Volume Quantized Tensor Train-based Optimization and its Application to Reinforcement Learning

Konstantin Sozykin^{*1} Andrei Chertkov^{*1} Roman Schutski¹
 Anh-Huy Phan¹ Andrzej Cichocki¹²³ Ivan Oseledets¹⁴

Abstract

We present a novel procedure for optimization based on the combination of efficient quantized tensor train representation and a generalized maximum matrix volume principle. We demonstrate the applicability of the new Tensor Train Optimizer (TTOpt) method for various tasks, ranging from minimization of multidimensional functions to reinforcement learning. Our algorithm compares favorably to popular evolutionary-based methods and outperforms them by the number of function evaluations or execution time, often by a significant margin.

1. Introduction

In recent years learning-based algorithms achieved impressive results in various applications, ranging from image and text analysis and generation (Ramesh et al., 2021) to sequential decision making and control (Mnih et al., 2015) and even quantum physics simulations (Pfau et al., 2020). The vital part of every learning-based algorithm is an optimization procedure, e.g., Stochastic Gradient Descent. In many situations, however, the problem-specific target function is not differentiable, too complex, or its gradients are not helpful due to the non-convex nature of the problem (Kolda et al., 2003; Alarie et al., 2021). The examples include hyperparameter selection during the training of neural models, policy optimization in reinforcement learning (RL), training neural networks with discrete (quantized) weights (Schweidtmann & Mitsos, 2018) or with non-differentiable loss functions (Ha & Schmidhuber, 2018). In all these contexts, efficient direct gradient-free optimization procedures are

highly needed.

An essential class of gradient-free methods are evolutionary algorithms (Hansen, 2006; Holland, 1992; Schwefel, 1977). Recently, (Salimans et al., 2017) showed that a set of evolutionary methods called Evolutionary Strategies (ES) is competitive in RL by reformulating agent training as an optimization task. In RL, the goal is to find the agent’s action distribution π (the policy), maximizing some cumulative reward function J . The policy is usually parameterized with a set of parameters θ . It follows that the reward is a function of the parameters of the policy: $J(\pi(\theta)) = J(\theta)$. The idea of (Salimans et al., 2017) and similar works of (Mania et al., 2018; Conti et al., 2018; Liu et al., 2021; Choromanski et al., 2018; 2019) is to directly optimize the cumulative reward function $J(\theta) = J(\theta_1, \theta_2, \dots, \theta_d)$ with respect to the parameters of the policy. We pursued a similar approach to transform a traditional Markov Decision Process into an optimization problem (we provide the details in Appendix B.3). Although the agents trained with ES often demonstrate more rich behavior and better generalization compared to traditional gradient-based policy optimization, the convergence of ES is often slow (Choromanski et al., 2019).

As an alternative to previous works, we present a tensor-based¹ gradient-free optimization approach and apply it to advanced continuous control RL benchmarks. The algorithm that we called Tensor-Train (TT) Optimizer (TTOpt), works for multivariable functions with discrete parameters by reformulating the optimization problem in terms of tensor networks. Consider a function $J(\theta) : N^d \rightarrow R$ of a d -dimensional argument θ , where each entry θ_k of the vector θ takes a value in the discrete set $\{\omega_i\}_{i=1}^N$. The function J may be viewed as an implicitly given d -dimensional tensor \mathcal{J} . Each entry in \mathcal{J} is a value of J for some argument.

^{*}Equal contribution ¹Center of Artificial Intelligence Technology, Skolkovo Institute of Science and Technology (Skoltech), Moscow, Russia ²RIKEN Center for Advanced Intelligence Project (AIP), Tokyo, Japan ³Systems Research Institute, Polish Academy of Sciences, Warsaw, Poland ⁴Artificial Intelligence Research Institute (AIRI), Moscow, Russia. Correspondence to: Konstantin Sozykin <konstantin.sozykin@skoltech.ru>.

¹By tensors we mean multidimensional arrays with a number of dimensions d ($d \geq 1$). A two-dimensional tensor ($d = 2$) is a matrix, and when $d = 1$ it is a vector. For scalars we use normal font, we denote vectors with bold letters and we use upper case calligraphic letters ($\mathcal{A}, \mathcal{B}, \mathcal{C}, \dots$) for tensors with $d > 2$. Curly braces define sets. We highlight discrete and continuous scalar functions of multidimensional argument in the appropriate font, e.x., $J(\cdot)$, in this case, the maximum and minimum values of the function are denoted as J_{max} and J_{min} , respectively.

Maximizing \mathbf{J} is equivalent to finding the sets of indices $\{\theta_{max}^{(m)}\}_{m=1}^M$ of maximal entries $\{j_{max}^{(m)}\}_{m=1}^M$ of \mathcal{J} .

By using only a tiny fraction of adaptively selected tensor elements (e.g., a small number of function evaluations), our method builds a representation of \mathcal{J} in the TT-format and finds a set of the largest elements. Although the algorithm works only with functions of discrete arguments, the grid size for each parameter can be huge thanks to the efficiency of the TT-format. Fine discretization makes it possible to reach a continuous limit almost up to machine precision with TTOpt. The strength of our approach is, however, the direct handling of *quantized* parameters.

Contributions. We propose an efficient gradient-free optimization algorithm for multivariable functions based on the low-rank TT-format and the generalized maximum matrix volume principle². We demonstrate that our approach is competitive with powerful ES methods for optimizing benchmark functions and neural network-based agents in RL problems. We empirically show that agents with heavily quantized weights perform well in continuous control tasks. Our algorithm can directly train quantized neural networks, producing policies suitable for low-power devices.

2. Optimization with tensor train

In this section, we introduce a novel optimization algorithm. We show how to represent the optimization problems in the discrete domain efficiently and then formulate optimization as a sampling of the objective function guided by the maximum volume principle.

2.1. Discrete formulation of optimization problems

We first need to transfer the problem to the discrete domain to apply our method. It may seem that discretizing an optimization problem will make it harder. However, it will allow us to use powerful techniques for tensor network representation to motivate the algorithm.

For each continuous parameter θ_k ($k = 1, 2, \dots, d$) of the objective function $\mathbf{J}(\theta)$ we introduce a grid $\{\theta_k^{(n_k)}\}_{n_k=1}^{N_k}$. At each point $(\theta_1^{(n_1)}, \theta_2^{(n_2)}, \dots, \theta_d^{(n_d)})$ of this grid with index (n_1, n_2, \dots, n_d) the objective function takes a value $\mathbf{J}(\theta_1^{(n_1)}, \theta_2^{(n_2)}, \dots, \theta_d^{(n_d)}) \equiv \mathcal{J}[n_1, n_2, \dots, n_d]$. We thus can regard the objective function as an implicit d -dimensional tensor \mathcal{J} with sizes of the modes N_1, N_2, \dots, N_d . Finding the maximum of the function $\mathbf{J}(\theta)$ translates into finding the maximal element of the tensor \mathcal{J} in the discrete setting.

²We implemented the proposed algorithm within the framework of the software product TTOpt, which is publicly available from <https://github.com/SkoltechAI/ttopt>.

Notice that the number of elements of \mathcal{J} equals: $|\mathcal{J}| = N_1 \cdot N_2 \cdot \dots \cdot N_d \sim (\max_{1 \leq k \leq d} N_k)^d$. The size of \mathcal{J} is exponential in the number of dimensions d . This tensor can not be evaluated or stored for sufficiently large d . Fortunately, efficient approximations were developed to work with multidimensional arrays in recent years. Notable formats include Tensor Train (Oseledets & Tyrtshnikov, 2009; Oseledets, 2011; Phan et al., 2020), Tensor Chain/Tensor Ring (Khoromskij, 2011; Zhao et al., 2019) and Hierarchical Tucker (Hackbusch & Kühn, 2009). We use the most studied TT-format (Cichocki et al., 2016), but the extensions of our method to other tensor decompositions are possible.

2.2. Tensor Train decomposition

Definition 2.1. A tensor $\mathcal{J} \in \mathbb{R}^{N_1 \times N_2 \times \dots \times N_d}$ is said to be in the TT-format (Oseledets, 2011) if its elements are represented by the following expression

$$\mathcal{J}[n_1, n_2, \dots, n_d] = \sum_{r_0=1}^{R_0} \sum_{r_1=1}^{R_1} \dots \sum_{r_d=1}^{R_d} \mathcal{G}_1[r_0, n_1, r_1] \mathcal{G}_2[r_1, n_2, r_2] \dots \mathcal{G}_d[r_{d-1}, n_d, r_d], \quad (1)$$

where $n_k = 1, 2, \dots, N_k$ for $k = 1, 2, \dots, d$.

In TT-format the d -dimensional tensor \mathcal{J} is approximated as a product of three-dimensional tensors $\mathcal{G}_k \in \mathbb{R}^{R_{k-1} \times N_k \times R_k}$, called TT-cores. The sizes of the internal indices R_0, R_1, \dots, R_d (with convention $R_0 = R_d = 1$) are known as TT-ranks. These ranks control the accuracy of the approximation.

The storage of the TT-cores, $\mathcal{G}_1, \mathcal{G}_2, \dots, \mathcal{G}_d$, requires at most $d \cdot \max_{1 \leq k \leq d} N_k \cdot (\max_{0 \leq k \leq d} R_k)^2$ memory cells, and hence the TT-approximation is free from the curse of dimensionality³ if the TT-ranks are bounded. The basic linear algebra operations (such as finding a norm, differentiation, integration, and others) can also be implemented in the TT-format with polynomial complexity in dimensionality and mode size.

Building TT-approximation. Several efficient schemes were proposed to find TT-approximation if all or some of the elements of the initial tensor are known or may be generated by the function's call. Examples include TT-SVD (Oseledets & Tyrtshnikov, 2009; Oseledets, 2011), TT-ALS (Holtz et al., 2012) and TT-CAM (Oseledets & Tyrtshnikov, 2010) (Cross Approximation Method in the TT-format).

We build upon the TT-CAM but modify it not to compute the approximation for the *entire* tensor, but rather to find a *small*

³The number of elements of an uncompressed tensor (hence, the memory required to store it) and the number of elementary operations required to perform computations with such a tensor grow exponentially in dimensionality. This problem is called the curse of dimensionality.

subset of its maximal entries. The original algorithm builds a TT-approximation by adaptively requesting elements of the input tensor. As we will show below, these elements with high probability will have large absolute values. Based on this observation, we formulate a robust optimization algorithm for multivariate functions (either discrete or continuous). To simplify the understanding, we outline the approach for the two-dimensional case, and after that, we describe our gradient-free optimization method for the multidimensional case.

2.3. Maximal element in a matrix

The Cross Approximation Method (CAM) for matrices (Goreinov et al., 2010; Caiafa & Cichocki, 2010; Ahmadi-Asl et al., 2021) is a well-established algorithm for building a rank- R approximation \tilde{J} of an implicitly given matrix J :

$$J \simeq \tilde{J}, \quad \tilde{J} = J_C \hat{J}^{-1} J_R, \quad (2)$$

where J_C consists of R columns of J , J_R is composed of R rows of J , and \hat{J} is a submatrix at their intersection. Such approximation (also called cross or skeleton decomposition) may be built iteratively using a well known alternating directions method and a maximum volume (maxvol) algorithm⁴ (Goreinov et al., 2010), as we will sketch below.

Intuition behind TTOpt. The main interest in optimization problems is not the approximation (2) itself, but the following property of the resulting maximum volume submatrix \hat{J} . (Goreinov et al., 2010) proved that if \hat{J} is an $R \times R$ submatrix of maximal volume (in selected rows and columns) then the maximal (by modulus) element $\hat{J}_{max} \in \hat{J}$ bounds the absolute maximal element J_{max} in the full matrix J :

$$\hat{J}_{max} \cdot R^2 \geq J_{max}. \quad (3)$$

This statement is evident for $R = 1$, and for the case $R > 1$ it gives an upper bound for the element. By using elementwise transformations of J , this upper bound can be used to obtain a sequence that converges to the global optimum. The main idea of the maxvol-based methods is that it is easier to find a submatrix with a large volume rather than the element with the largest absolute value. Moreover, our numerical experiments show that this bound is pessimistic, and in practice, the maximal-volume submatrix contains the element which is very close to the optimal one.

⁴The maxvol algorithm finds R rows in an arbitrary nondegenerate matrix $A \in \mathbb{R}^{N \times R}$ ($N > R$) which span a maximal-volume $R \times R$ submatrix \hat{A} . $\hat{A} \in A$ has maximal value of the modulus of the determinant on the set of all nondegenerate square submatrices of size $R \times R$. We describe the implementation of maxvol in Appendix A.1. The algorithm greedily rearranges rows of A to maximize submatrix volume. Its computational complexity is $O(NR^2 + KNR)$, where K is a number of iterations.

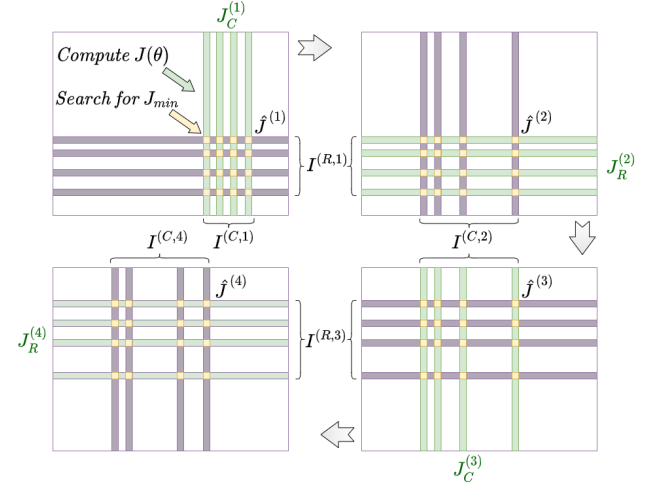


Figure 1. The scheme of the cross approximation algorithm for matrices using the alternating direction and maximal-volume principle. Green bars represent generated rows/columns; purple bars are rows/columns selected for generation in the next step by the maxvol algorithm. The method allows to find the optimum of the two dimensional function $J(\theta_1, \theta_2)$.

TTOpt algorithm for matrices. The idea of the TTOpt algorithm for matrices is to iteratively search for the maximal volume submatrices in the column and row space of the implicitly given⁵ input matrix $J \in \mathbb{R}^{N_1 \times N_2}$. After T iterations a series of “intersection” matrices $\{\hat{J}^{(t)}\}_{t=1}^T \in \mathbb{R}^{R \times R}$ is produced. The maximal element is searched in these small submatrices. We schematically represent the TTOpt algorithm in Figure 1, and a description is given below:

1. At the initial stage, we set the expected rank of the approximation, R , and select R random columns $I^{(C,1)}$. We then generate the corresponding column submatrix $J_C^{(1)} = J[:, I^{(C,1)}] \in \mathbb{R}^{N_1 \times R}$. Using the maxvol algorithm, we find the maximal-volume submatrix $\hat{J}^{(1)} \in \mathbb{R}^{R \times R}$ in $J_C^{(1)}$ and store its row indices in the list $I^{(R,1)}$.
2. The indices $I^{(R,1)}$ are used to generate a row submatrix $J_R^{(2)} = J[I^{(R,1)}, :] \in \mathbb{R}^{R \times N_2}$. Then, using the maxvol algorithm, we find the maximal-volume submatrix $\hat{J}^{(2)}$ in the matrix $J_R^{(2)}$ and store the corresponding column indices in the list $I^{(C,2)}$.
3. We generate the related columns $J_C^{(3)} = J[:, I^{(C,2)}]$,

⁵The matrix is specified as a function $J(\cdot)$ that allows to calculate the value of an arbitrary requested element (n_1, n_2) , where $1 \leq n_1 \leq N_1$ and $1 \leq n_2 \leq N_2$. We present the approach to approximate the value of the maximum modulus element of such a matrix. The method of finding the minimal or maximal elements within the framework of this algorithm will be described in Section 2.6.

apply again the `maxvol` algorithm to the column submatrix, and iterate the process until convergence.

- The approximate value of the maximum modulus element of the matrix \mathbf{J} is found as

$$\hat{J}_{max} = \max \left(\max(\hat{\mathbf{J}}^{(1)}), \dots, \max(\hat{\mathbf{J}}^{(T)}) \right). \quad (4)$$

2.4. Optimization in the multidimensional case

As we explained previously, the target tensor, \mathcal{J} , is defined implicitly, e.g., by a multivariable function \mathbf{J} . We propose a novel method to find the optimum in this implicit tensor. We outline the approach below and provide detailed algorithms in Appendix A.2.

As shown in Figure 2, we begin by considering the first unfolding⁶ $\mathbf{J}_1 \in \mathbb{R}^{N_1 \times N_2 \times \dots \times N_d}$ of the tensor \mathcal{J} and select R_1 random columns $I_1^{(C)}$. Precisely, $I_1^{(C)}$ here is a list of R_1 random multi-indices of size $d-1$, which specify positions along modes $k=2$ to $k=d$. We then generate the submatrix $\mathbf{J}_1^{(R)} \in \mathbb{R}^{N_1 \times R_1}$ for all positions along the first mode (shown in green in Figure 2). Like in matrix case, we apply the `maxvol` algorithm to find the maximal-volume submatrix $\hat{\mathbf{J}}_1 \in \mathbb{R}^{R_1 \times R_1}$ and store the corresponding indices of R_1 rows in the list $I_1^{(R)}$.

In contrast with matrix case, we cannot generate the row submatrix $\mathbf{J}_1^{(R)} \in \mathbb{R}^{R_1 \times N_2 N_3 \dots N_d}$ for the selected row indices $I_1^{(R)}$, since it contains an exponential number of elements. The following trick is used instead. We consider the implicit matrix $\mathbf{J}_1^{(R)}$ and reshape it to a new matrix $\mathbf{J}_2 \in \mathbb{R}^{R_1 N_2 \times N_3 \dots N_d}$. We sample R_2 random columns $I_2^{(C)}$ in the matrix \mathbf{J}_2 and generate the entire small submatrix $\mathbf{J}_2^{(C)} \in \mathbb{R}^{R_1 N_2 \times R_2}$. Next we find the maximal-volume submatrix $\hat{\mathbf{J}}_2 \in \mathbb{R}^{R_2 \times R_2}$ in $\mathbf{J}_2^{(C)}$ and store the corresponding R_2 row multi-indices in the list $I_2^{(R)}$. The resulting submatrix $\mathbf{J}_2^{(R)} \in \mathbb{R}^{R_2 \times N_3 N_4 \dots N_d}$ is then transformed (without explicitly evaluating its elements) into the matrix $\mathbf{J}_3 \in \mathbb{R}^{R_2 N_3 \times N_4 \dots N_d}$.

We continue the described operations, called sweeps, until the last mode of the initial tensor is reached. After that, we repeat the process in the opposite direction, sampling now the row indices instead of the column indices. These sequences of forward and backward sweeps are continued until the algorithm converges to optimal row and column indices for all unfolding matrices⁷ or until the user-specified limit on the number of requests to the objective function,

⁶The k -th unfolding \mathbf{J}_k for the d -dimensional tensor $\mathcal{J} \in \mathbb{R}^{N_1 \times N_2 \times \dots \times N_d}$ is the matrix $\mathbf{J}_k \in \mathbb{R}^{N_1 \dots N_k \times N_{k+1} \dots N_d}$, with elements (for all possible indices): $\mathbf{J}_k[n_1, \dots, n_k, \bar{n}_{k+1}, \dots, \bar{n}_d] \equiv \mathcal{J}[n_1, n_2, \dots, n_d]$.

⁷The TT-approximation (1) of the input tensor may be recovered from the generated columns $\mathbf{J}_k^{(C)}$ and maximal-volume sub-

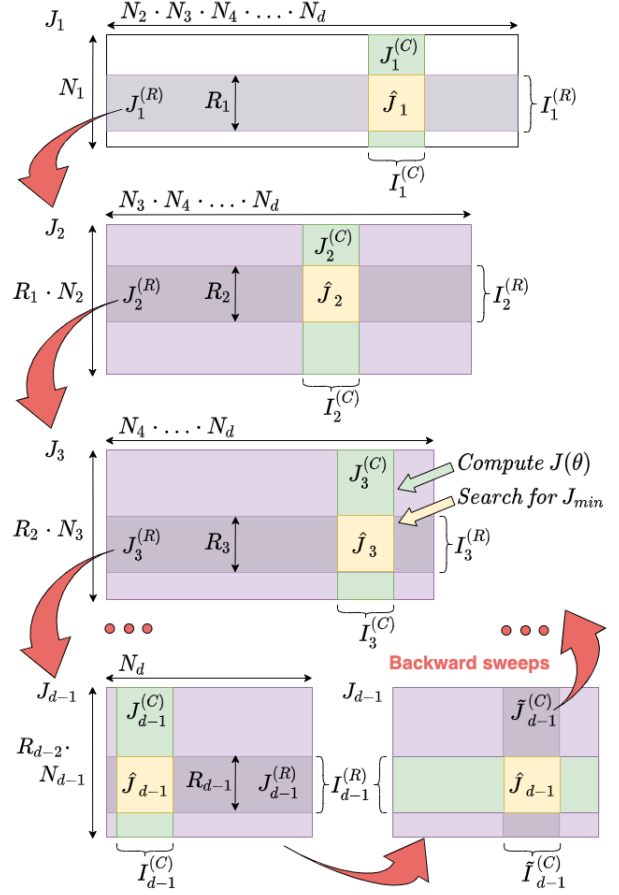


Figure 2. Conceptual scheme of TTOpt algorithm based on the alternating direction and maximal-volume approaches for tensors. Only a small part of the tensor is explicitly generated during this procedure, as shown here with green columns. For the simplicity of presentation, the rows and columns selected at iterations are drawn as continuous blocks (they are not in practice).

\mathbf{J} , is exceeded. Finally, after T sweeps, the approximate value of the maximum modulo element can be found by the formula (4), as in the two-dimensional case.

2.5. Complexity of the algorithm

It can be easily shown that the described algorithm requires to evaluate only $\mathcal{O}(d \cdot \max_{1 \leq k \leq d} (N_k R_k^2))$ elements of the implicit tensor in one sweep. Thus, with a total number of sweeps T , we will have $\mathcal{O}(T \cdot d \cdot \max_{1 \leq k \leq d} (N_k R_k^2))$ calls to the objective function \mathbf{J} . In practice, it turns out to be more convenient to limit the maximum number of

matrices $\hat{\mathbf{J}}_k$ ($k = 1, 2, \dots, d$) as follows: $\mathbf{G}_k = \mathbf{J}_k^{(C)} \hat{\mathbf{J}}_k^{-1} \in \mathbb{R}^{R_{k-1} N_k \times R_k}$, where \mathbf{G}_k is the 2-th unfolding of the corresponding TT-core. However, we do not consider this point in more detail, since in our work, the main task is to find the minimum or maximum value of the tensor, not to construct its low-rank approximation.

function calls, M , according to the computational budget.

If the time of a single call to \mathbf{J} is significant, then the effort spent on the algorithm’s operation will be negligible. Otherwise, the bottleneck will be the calculation of the maximal-volume submatrices by the `maxvol` algorithm. Taking into account the estimate of the `maxvol` complexity, given in Appendix A.1, it can be shown that in this case the complexity of our algorithm is $\mathcal{O}(T \cdot d \cdot \max_{1 \leq k \leq d} (N_k R_k^3))$.

2.6. Implementation details

For the effective implementation of the TTOpt algorithm, the following important points should be taken into account (see also the detailed pseudocode in Appendix A.2).

Stability. Submatrices $\mathbf{J}_k^{(C)}$ (or $\mathbf{J}_C^{(k)}$ and $\mathbf{J}_R^{(k)}$ for the two-dimensional case) that arise during the iterations may degenerate, and in this case it is impossible to apply the `maxvol` algorithm. To solve this problem, we first calculate the QR decomposition for these matrices and then apply the `maxvol` to the corresponding \mathbf{Q} factors.

Rank selection. We do not know in advance the exact ranks R_1, R_2, \dots, R_d of the unfolding matrices (or rank R of the matrix \mathbf{J} for the two-dimensional case). Therefore, instead of the `maxvol` algorithm, we use its modification, i.e., the `rect_maxvol` algorithm⁸ (Mikhalev & Oseledets, 2018), within the framework of which several (“most important”) rows are added to the maximal-volume submatrix. In this case, we have $\hat{\mathbf{J}}_1^{(C)} \in \mathbb{R}^{(R_1 + \Delta R_1) \times R_1}$, $\hat{\mathbf{J}}_2^{(C)} \in \mathbb{R}^{(R_2 + \Delta R_2) \times R_2}$, etc. Note that the final approximation obtained in this case may have an overestimated rank, which, if necessary, can be reduced by appropriate rounding, for example, by truncated SVD decomposition.

Mapping function. Maximal-volume submatrices contain the maximum modulus element but not the minimum or maximum element of the tensor (i.e., the sign is not taken into account). We introduce a dynamic mapping function to find the global minimum (or maximum). Instead of \mathbf{J} at each step of the algorithm, we evaluate⁹:

$$\mathbf{g}(\mathbf{x}) = \frac{\pi}{2} - \text{atan}(\mathbf{J}(\mathbf{x}) - J_{min}), \quad (5)$$

where J_{min} is the current best approximation for the minimum element of the tensor.

⁸The `rect_maxvol` algorithm allows to find $R + \Delta R$ rows in an arbitrary nondegenerate matrix $\mathbf{A} \in \mathbb{R}^{N \times R}$ ($N > R$, $N \geq R + \Delta R$) which form an approximation to the *rectangular* maximal-volume submatrix of the given matrix \mathbf{A} . Details about `rect_maxvol` are provided in Appendix A.1.

⁹The mapping function should be continuous, smooth, and strictly monotone. There are various ways to choose such a function. However, during test runs, it turned out that the proposed function (5) is most suitable.

Quantization. To reach high accuracy, we often need fine grids. In the case when the sizes of the tensor modes N_1, N_2, \dots, N_d are large, the sizes of unfolding matrices become large, which leads to a significant increase in computational complexity of the `maxvol` algorithm. To solve this problem, we apply additional compression based on quantization of the tensor modes (Oseledets, 2010). Let assume without the loss of generality that the size of each mode is $N_k = P^q$ ($k = 1, 2, \dots, d$; $P \geq 2$; $q \geq 2$). Then we can reshape the original d -dimensional tensor $\mathcal{J} \in \mathbb{R}^{N_1 \times N_2 \times \dots \times N_d}$ into the tensor $\tilde{\mathcal{J}} \in \mathbb{R}^{P \times P \times \dots \times P}$ of a higher dimension $d \cdot q$, but with smaller modes of size P . The TTOpt algorithm can be applied for this “long” tensor instead of the original one. We found that this idea significantly boosts the accuracy of our algorithm and reduces the complexity and execution time. Typically, P is taken as small as possible, e.g. $P = 2$.

3. Experiments

To demonstrate the advantages of the proposed optimization method, we tested TTOpt on several numerical problems. First, we consider benchmark functions and then the practically significant problem of optimizing the parameters of the RL agent. In both cases, we select GA (Genetic Algorithm (Holland, 1992; Ha, 2017; Such et al., 2017)), openES (basic version of OpenAI Evolution Strategies (Salimans et al., 2017)) and cmaES (the Covariance Matrix Adaptation Evolution Strategy (Hansen, 2006)) as baselines¹⁰.

According to our approach, the TTOpt solver has the following configurable parameters: \mathbf{a} and \mathbf{b} are lower and upper grid bounds (for simplicity, we use the same value for all dimensions); \mathbf{R} is a rank (for simplicity, we use the same value for all unfolding matrices); \mathbf{P} is a submode size (mode size of the quantized tensor; for simplicity, we use the same value for all dimensions); \mathbf{q} is the number of submodes in the quantized tensor (each mode of the original tensor has size $N = P^q$); \mathbf{M} is a limit on the number of requests to the objective function.

3.1. Benchmark functions minimization

To analyze the effectiveness of the TTOpt, we applied it to 10-dimensional benchmark functions with known global minimums; see Table 3 in Appendix B.1 with the list of functions and their properties (note that some of the considered benchmarks are multimodal non-separable functions). Also, in Appendix B.1, we present a more detailed study of the proposed TTOpt solver and the dependence of the

¹⁰We used software implementations of methods in the python language from publicly available packages `estool` (<https://github.com/hardmaru/estool>) and `pycma` (<https://github.com/CMA-ES/pycma>).

Table 1. Comparison of the TTOpt optimizer versus baselines in terms of the final error ϵ (absolute deviation of the obtained optimal value relative to the global minimum) and computation time τ (in seconds) for various benchmark functions. The reported values are averaged over 10 independent runs.

		ACKLEY	GRIENWANK	MICHALEWICZ	RASTRIGIN	ROSENBROCK	SCHWEFEL
TTOPT	ϵ	3.9E-06	2.0E-02	1.1E-01	4.6E-11	3.9E-01	8.4E-02
	τ	1.23	1.23	1.21	1.21	1.18	1.21
CMAES	ϵ	4.5E+287	7.0E+289	1.9E+01	9.3E+01	1.0E-02	1.7E+282
	τ	19.45	20.89	18.60	18.03	18.15	18.32
OPENES	ϵ	1.8E-01	1.2E-03	9.7E+00	2.1E+00	8.3E+00	4.2E+03
	τ	2.01	1.75	1.44	0.98	1.18	0.86
GA	ϵ	9.7E-02	3.9E-04	1.0E+01	7.9E-01	5.8E+00	4.2E+03
	τ	5.57	5.19	4.69	4.38	4.42	4.14

accuracy on the value of its parameters (R , q and M).

In all experiments with baselines (GA, openES, cmaES), we used default parameter values. For TTOpt we selected rank¹¹ $R = 4$, submode size $P = 2$ and the number of submodes $q = 25$. For all methods, a limit on the number of requests to the objective function is chosen as $M = 10^5$. All calculations are performed on a standard laptop.

The results are demonstrated in Table 1. For each method we list the absolute deviation of the result \hat{J}_{min} from the global minimum J_{min} , i.e., $\epsilon = |\hat{J}_{min} - J_{min}|$. We also present the total running time, τ . TTOpt turns out the most accurate in four out of six experiments and the fastest in three out of six. Compared to other benchmarks, TTOpt is consistently fast accurate and avoids random failures to converge seen in other algorithms (see, e.g., results of cmaES solver for Ackley, Griewank, and Schwefel functions).

3.2. Application of TTOpt to Reinforcement Learning

We used several continuous RL tasks implemented in Mujoco (Todorov et al., 2012) and OpenAI-GYM (Brockman et al., 2016): **InvertedPendulum-v2**, **LunarLanderContinuous-v2**, **Swimmer-v3** (Coulom, 2002), **HalfCheetah-v3** (Wawrzynski, 2007). In all experiments, the policy π is represented by a neural network with three hidden layers and with tanh and ReLU activations. Each layer is a convolution layer. See additional details about hyperparameters in Table 8 in Appendix B.

To properly compare TTOpt with other methods, we propose modified evolutionary baselines that enforce constrained parameter values. We adapt penalty term and projection techniques from (Kramer, 2010; Biedrzycki, 2020), see Appendix B.4 for details.

¹¹We chose rank R using the following heuristic. The minimal number of sweeps is fixed as $T = 5$. It follows that the algorithm will need $2 \cdot T \cdot (dq) \cdot P \cdot R^2$ function calls. With a given limit on the number of function requests M , the rank can be estimated as $R \leq \sqrt{\frac{M}{2 \cdot T \cdot d \cdot q \cdot P}}$.

First, we run benchmarks with small mode size $N = 3^1$ with lower and upper grid bounds ± 1 . Another series of experiments was done with finer mode of size $N = 2^q$ with the same bounds. These experiments model the case of quantized neural networks which use q -bits quantization. Finally, we provide the results of using TTOpt as a fine-tuning procedure for linear policies from (Mania et al., 2018).

We present characteristic training curves based on the number of environment interactions and execution time for the HalfCheetah-v3 experiment ($N = 3$) in Figure 3. Training curves for other environments can be found in Appendix B.5, in Figure 6 for $N = 3$ and in Figure 7 for $N = 256$. TTOpt consistently outperforms all other baselines on the coarse grid with mode size $N = 3$. Our method is still best for finer grids with mode size $N = 256$ on InvertedPendulum-v2 and LunarLanderContinuous-v2, and second-best on HalfCheetah-v3. Moreover, TTOpt has significantly lower execution time compared to evolutionary baselines. Another interesting observation is that the training curves of TTOpt have low dispersion, e.g., the algorithm performs more consistently than the baselines (see Appendix B.5). Table 2 summarizes the experiments for the coarse and fine grids. Results for fine-tuning of linear policies are presented in Table 7 in Appendix B.5.

Rank dependence study. Since rank is an important parameter of our method, we studied its influence on the rewards in RL, see Figure 8 in Appendix B. Note that the rank determines how many points are queried at each iteration, and this parameter is similar to population size in evolutionary algorithms. We found almost no dependency of the final reward on rank after $R > 3$ (on average). The Eq. 3 states that small maximal-volume submatrices should give a better bound for the maximal element. However, finding small submatrices may be more challenging for the algorithm. It turns out that reward functions in considered RL tasks are "good" for the maximum volume heuristic, e.g., even with small ranks, the algorithm produces high-quality solutions.

Table 2. Mean \mathbb{E} and standard deviation σ of the final cumulative reward. The environments are encoded using capital letters Swimmer-v3, InvertedPendulum-v2, LunarLanderContinuous-v2 and HalfCheetah-v3. An upper sub-table is for mode size $N = 3$, the bottom one is for mode size $N = 2^8$. All runs are averaged over seven random seeds.

		$S(3^1)$	$L(3^1)$	$I(3^1)$	$H(3^1)$
TTOPT	\mathbb{E}	357.50	290.29	1000.00	4211.02
	σ	6.59	24.40	0.00	211.94
CMAES	\mathbb{E}	342.31	214.55	721.00	2549.83
	σ	36.07	93.79	335.37	501.08
OPENES	\mathbb{E}	318.39	114.97	651.86	2423.16
	σ	44.61	113.48	436.37	602.43
GA	\mathbb{E}	349.91	283.05	893.00	2495.37
	σ	10.04	16.28	283.10	185.11

		$S(2^8)$	$I(2^8)$	$H(2^8)$	$L(2^8)$
TTOPT	\mathbb{E}	311.8	1000.0	2935.90	294.8
	σ	29.6	0.0	544.11	25.2
CMAES	\mathbb{E}	340.5	299.0	2879.46	216.9
	σ	78.9	313.2	929.55	114.9
OPENES	\mathbb{E}	109.3	98.1	1691.22	-
	σ	40.1	6.9	976.96	-
GA	\mathbb{E}	359.8	868.9	3085.80	284.0
	σ	4.2	346.9	842.76	23.9

4. Related work

In the case of high dimensional optimization, evolutionary strategies (ES) (Schwefel, 1977; Nesterov & Spokoiny, 2017) are one of the most advanced methods of black-box optimization. This approach aims to optimize the parameters of the search distribution, typically a multidimensional Gaussian, to maximize the objective function. Finite difference schemes are commonly used to approximate gradients of the parameters of the search distribution. Numerous works proposed techniques to improve the convergence of ES (Nesterov & Spokoiny, 2017). (Wierstra et al., 2014) proposed to use second-order natural gradient of (Cichocki & Amari, 2002) to generate updates, while (Hansen, 2006) suggested to include the history of recent updates to generate next ones. (Maheswaranathan et al., 2019) presented the concept of surrogate gradients for faster convergence.

Another series of works aimed to reduce the high sampling complexity of ES. In (Choromanski et al., 2019) the authors described how to use active subspaces (Constantine, 2015) to reduce the number of objective function calls dynamically.

Plenty of the already mentioned works in gradient-free optimization specifically applied these methods to RL tasks (Salimans et al., 2017; Choromanski et al., 2018; 2019; Mania et al., 2018; Conti et al., 2018; Liu et al., 2021; Heidrich-Meisner & Igel, 2009). Overall, the performance of ES-based methods is comparable to conventional policy gradients, especially if the number of model parameters is small (Schulman et al., 2015; 2017). Another advantage of

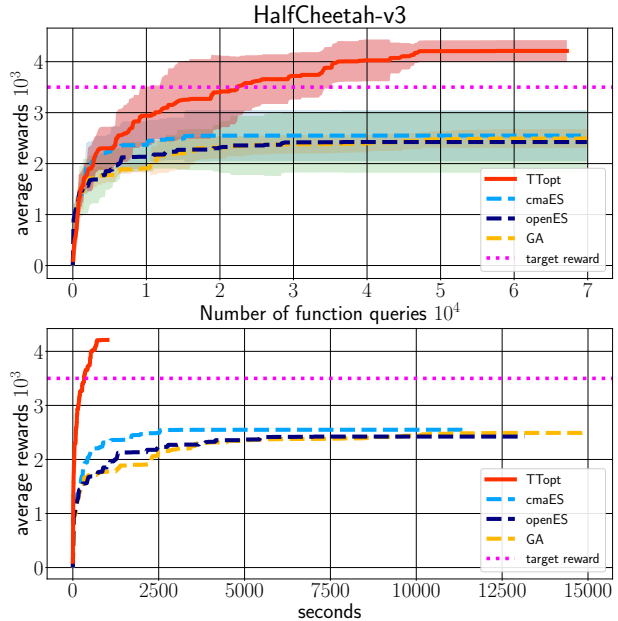


Figure 3. Training curves of TTOpt and baselines for HalfCheetah-v3 ($N = 3$). The upper plot is the average cumulative reward versus the number of interactions with the environment. The lower plot is the same versus execution. The reward is averaged for seven seeds. The shaded area shows the difference of one standard deviation around the mean. See similar plots for other environments in Appendix B.5.

ES over policy gradient is that it produces more robust and diverse policies (Lehman et al., 2018; Liu et al., 2021) by eliminating the problem of delayed rewards and short length time horizons. Finally, evolutionary approaches are suitable for the problems with non-Markovian properties (Heidrich-Meisner & Igel, 2009).

Other metaheuristic (Herrmann et al., 2020; Meunier et al., 2021) and classical optimization (Qin et al., 2014) techniques are also studied within RL scope. The examples include simulated annealing (Atiya et al., 2003), particle swarm optimization (Hein et al., 2017; Liu et al., 2020) and even classical Nelder-Mead algorithm (Nelder & Mead, 1965; Nichols, 2015). These methods, however, are not tested on common RL task sets. Several other works combined evolutionary methods with RL to achieve better performance in complex scenarios (Khadka & Tumer, 2018; Faust et al., 2019), e.g. AlphaStar (Vinyals et al., 2019; Arulkumaran et al., 2019).

Finally, low-rank tensor approximations have been applied to RL problems in settings different from ours, including multi-agent scenarios (Mahajan et al., 2021), and improving dynamic programming approaches (Gorodetsky et al., 2018; Boyko et al., 2021). The idea of our method is quite different from the presented works, especially in the RL area.

5. Conclusion

We proposed a new discrete optimization method based on quantized tensor-train representation and maximal volume principle. We demonstrate its performance for benchmark functions and reinforcement learning problems. Our algorithm is more efficient under a fixed computational budget than evolutionary baselines, especially on discrete domains. Moreover, the execution time for TTOpt is lower by a significant margin compared with other baselines. Finally, we show that the agents with discrete parameters in RL can be as efficient as their continuous parameter versions. This observation supports the broad adoption of quantization in machine learning. We hope that our approach will serve as a bridge between continuous and discrete optimization methods.

References

- Ahmadi-Asl, S., Caiafa, C. F., Cichocki, A., Phan, A. H., Tanaka, T., Oseledets, I., and Wang, J. Cross tensor approximation methods for compression and dimensionality reduction. *IEEE Access*, 9:150809–150838, 2021.
- Alarie, S., Audet, C., Gheribi, A. E., Kokkolaras, M., and Le Digabel, S. Two decades of blackbox optimization applications. *EURO Journal on Computational Optimization*, 9:100011, 2021. ISSN 2192-4406.
- Arulkumaran, K., Cully, A., and Togelius, J. Alphastar: An evolutionary computation perspective. In *Proceedings of the Genetic and Evolutionary Computation Conference Companion*, GECCO '19, pp. 314–315, New York, NY, USA, 2019. Association for Computing Machinery. ISBN 9781450367486.
- Atiya, A., Parlos, A., and Ingber, L. A reinforcement learning method based on adaptive simulated annealing. In *2003 46th Midwest Symposium on Circuits and Systems*, volume 1, pp. 121–124 Vol. 1, 2003.
- Biedrzycki, R. Handling bound constraints in cma-es: An experimental study. *Swarm and Evolutionary Computation*, 52:100627, 2020. ISSN 2210-6502.
- Boyko, A., Oseledets, I., and Ferrer, G. Tt-qi: Faster value iteration in tensor train format for stochastic optimal control. *Computational Mathematics and Mathematical Physics*, 61(5):836–846, 2021.
- Brockman, G., Cheung, V., Pettersson, L., Schneider, J., Schulman, J., Tang, J., and Zaremba, W. Openai gym. *ArXiv*, abs/1606.01540, 2016.
- Caiafa, C. F. and Cichocki, A. Generalizing the column–row matrix decomposition to multi-way arrays. *Linear Algebra and its Applications*, 433(3):557–573, 2010. ISSN 0024-3795.
- Choromanski, K., Rowland, M., Sindhwani, V., Turner, R., and Weller, A. Structured evolution with compact architectures for scalable policy optimization. In Dy, J. and Krause, A. (eds.), *Proceedings of the 35th International Conference on Machine Learning*, volume 80 of *Proceedings of Machine Learning Research*, pp. 970–978. PMLR, 10–15 Jul 2018.
- Choromanski, K. M., Pacchiano, A., Parker-Holder, J., Tang, Y., and Sindhwani, V. From complexity to simplicity: Adaptive es-active subspaces for blackbox optimization. In Wallach, H., Larochelle, H., Beygelzimer, A., d'Alché-Buc, F., Fox, E., and Garnett, R. (eds.), *Advances in Neural Information Processing Systems*, volume 32. Curran Associates, Inc., 2019.
- Cichocki, A. and Amari, S.-i. *Adaptive Blind Signal and Image Processing: Learning Algorithms and Applications*. John Wiley & Sons, Inc., USA, 2002. ISBN 0470845899.
- Cichocki, A., Lee, N., Oseledets, I., Phan, A.-H., Zhao, Q., and Mandic, D. P. Tensor networks for dimensionality reduction and large-scale optimization: Part 1 low-rank tensor decompositions. *Foundations and Trends® in Machine Learning*, 9(4-5):249–429, 2016. ISSN 1935-8237.
- Constantine, P. G. Active subspaces - emerging ideas for dimension reduction in parameter studies. In *SIAM spotlights*, 2015.
- Conti, E., Madhavan, V., Such, F. P., Lehman, J., Stanley, K. O., and Clune, J. Improving exploration in evolution strategies for deep reinforcement learning via a population of novelty-seeking agents. In *Proceedings of the 32nd International Conference on Neural Information Processing Systems*, NIPS'18, pp. 5032–5043, Red Hook, NY, USA, 2018. Curran Associates Inc.
- Coulom, R. *Reinforcement Learning Using Neural Networks, with Applications to Motor Control*. PhD thesis, Institut National Polytechnique de Grenoble, 2002.
- Erez, T., Tassa, Y., and Todorov, E. Infinite-horizon model predictive control for periodic tasks with contacts. In Durrant-Whyte, H. F., Roy, N., and Abbeel, P. (eds.), *Robotics: Science and Systems VII, University of Southern California, Los Angeles, CA, USA, June 27-30, 2011*, 2011. doi: 10.15607/RSS.2011.VII.010. URL <http://www.roboticsproceedings.org/rss07/p10.html>.
- Faust, A., Francis, A. G., and Mehta, D. Evolving rewards to automate reinforcement learning. In *6th ICML Workshop on Automated Machine Learning*, 2019.
- Goreinov, S. A., Oseledets, I. V., Savostyanov, D. V., Tyrtyshnikov, E. E., and Zamarashkin, N. L. How to find

- a good submatrix. In *Matrix Methods: Theory, Algorithms And Applications: Dedicated to the Memory of Gene Golub*, pp. 247–256. World Scientific, 2010.
- Gorodetsky, A., Karaman, S., and Marzouk, Y. High-dimensional stochastic optimal control using continuous tensor decompositions. *The International Journal of Robotics Research*, 37(2-3):340–377, 2018.
- Ha, D. Evolving stable strategies. *blog.otoro.net*, 2017. URL <http://blog.otoro.net/2017/11/12/evolving-stable-strategies/>.
- Ha, D. and Schmidhuber, J. Recurrent world models facilitate policy evolution. In Bengio, S., Wallach, H., Larochelle, H., Grauman, K., Cesa-Bianchi, N., and Garnett, R. (eds.), *Advances in Neural Information Processing Systems*, volume 31. Curran Associates, Inc., 2018.
- Hackbusch, W. and Kühn, S. A new scheme for the tensor representation. *Journal of Fourier analysis and applications*, 15(5):706–722, 2009.
- Hansen, N. *The CMA Evolution Strategy: A Comparing Review*, pp. 75–102. Springer Berlin Heidelberg, Berlin, Heidelberg, 2006. ISBN 978-3-540-32494-2.
- Heidrich-Meisner, V. and Igel, C. Neuroevolution strategies for episodic reinforcement learning. *Journal of Algorithms*, 64(4):152–168, 2009. ISSN 0196-6774. Special Issue: Reinforcement Learning.
- Hein, D., Hentschel, A., Runkler, T., and Udluft, S. Particle swarm optimization for generating interpretable fuzzy reinforcement learning policies. *Engineering Applications of Artificial Intelligence*, 65:87–98, 2017. ISSN 0952-1976.
- Herrmann, J. M., Price, A., and Joyce, T. *3. Ant colony optimization and reinforcement learning*, pp. 45–62. De Gruyter, 2020.
- Holland, J. H. Genetic algorithms. *Scientific American*, 267(1):66–73, 1992. ISSN 00368733, 19467087.
- Holtz, S., Rohwedder, T., and Schneider, R. The alternating linear scheme for tensor optimization in the tensor train format. *SIAM Journal on Scientific Computing*, 34(2):A683–A713, 2012.
- Jamil, M. and Yang, X.-S. A literature survey of benchmark functions for global optimisation problems. *International Journal of Mathematical Modelling and Numerical Optimisation*, 4(2):150–194, 2013.
- Khadka, S. and Tumer, K. Evolution-guided policy gradient in reinforcement learning. In *Proceedings of the 32nd International Conference on Neural Information Processing Systems, NIPS’18*, pp. 1196–1208, Red Hook, NY, USA, 2018. Curran Associates Inc.
- Khoromskij, B. N. $O(d \log n)$ -quantics approximation of n -d tensors in high-dimensional numerical modeling. *Constructive Approximation*, 34(2):257–280, Oct 2011. ISSN 1432-0940.
- Kolda, T. G., Lewis, R. M., and Torczon, V. Optimization by direct search: New perspectives on some classical and modern methods. *SIAM Review*, 45(3):385–482, 2003.
- Kramer, O. A review of constraint-handling techniques for evolution strategies. *Appl. Comp. Intell. Soft Comput.*, 2010, January 2010. ISSN 1687-9724.
- Lehman, J., Chen, J., Clune, J., and Stanley, K. O. Es is more than just a traditional finite-difference approximator. In *Proceedings of the Genetic and Evolutionary Computation Conference, GECCO ’18*, pp. 450–457, New York, NY, USA, 2018. Association for Computing Machinery. ISBN 9781450356183.
- Liu, F.-Y., Li, Z.-N., and Qian, C. Self-guided evolution strategies with historical estimated gradients. In *Proceedings of the Twenty-Ninth International Joint Conference on Artificial Intelligence, IJCAI’20*, 2021. ISBN 9780999241165.
- Liu, T., Li, L., Shao, G., Wu, X., and Huang, M. A novel policy gradient algorithm with pso-based parameter exploration for continuous control. *Eng. Appl. Artif. Intell.*, 90(C), apr 2020. ISSN 0952-1976.
- Mahajan, A., Samvelyan, M., Mao, L., Makoviychuk, V., Garg, A., Kossaiji, J., Whiteson, S., Zhu, Y., and Anandkumar, A. Tesseract: Tensorised actors for multi-agent reinforcement learning. In *International Conference on Machine Learning (ICML)*, volume 139, pp. 7301–7312, 2021.
- Maheswaranathan, N., Metz, L., Tucker, G., Choi, D., and Sohl-Dickstein, J. Guided evolutionary strategies: augmenting random search with surrogate gradients. In Chaudhuri, K. and Salakhutdinov, R. (eds.), *Proceedings of the 36th International Conference on Machine Learning*, volume 97 of *Proceedings of Machine Learning Research*, pp. 4264–4273. PMLR, 09–15 Jun 2019.
- Mania, H., Guy, A., and Recht, B. Simple random search of static linear policies is competitive for reinforcement learning. In Bengio, S., Wallach, H., Larochelle, H., Grauman, K., Cesa-Bianchi, N., and Garnett, R. (eds.), *Advances in Neural Information Processing Systems*, volume 31. Curran Associates, Inc., 2018.
- Merrill, E., Fern, A., Fern, X., and Dolatnia, N. An empirical study of bayesian optimization: Acquisition versus partition. *Journal of Machine Learning Research*, 22(4):1–25, 2021. URL <http://jmlr.org/papers/v22/18-220.html>.

- Meunier, L., Rakotoarison, H., Wong, P. K., Roziere, B., Rapin, J., Teytaud, O., Moreau, A., and Doerr, C. Black-box optimization revisited: Improving algorithm selection wizards through massive benchmarking. *IEEE Transactions on Evolutionary Computation*, pp. 1–1, 2021.
- Mikhalev, A. and Oseledets, I. V. Rectangular maximum-volume submatrices and their applications. *Linear Algebra and its Applications*, 538:187–211, 2018.
- Mnih, V., Kavukcuoglu, K., Silver, D., Rusu, A. A., Veness, J., Bellemare, M. G., Graves, A., Riedmiller, M., Fidjeland, A. K., Ostrovski, G., Petersen, S., Beattie, C., Sadik, A., Antonoglou, I., King, H., Kumaran, D., Wierstra, D., Legg, S., and Hassabis, D. Human-level control through deep reinforcement learning. *Nature*, 518(7540): 529–533, Feb 2015. ISSN 1476-4687.
- Nelder, J. A. and Mead, R. A simplex method for function minimization. *Computer Journal*, 7:308–313, 1965.
- Nesterov, Y. and Spokoiny, V. Random gradient-free minimization of convex functions. *Foundations of Computational Mathematics*, 17(2):527–566, Apr 2017. ISSN 1615-3383.
- Nichols, B. D. Continuous action-space reinforcement learning methods applied to the minimum-time swing-up of the acrobot. In *2015 IEEE International Conference on Systems, Man, and Cybernetics*, pp. 2084–2089, 2015.
- Oseledets, I. V. Approximation of $2^d \times 2^d$ matrices using tensor decomposition. *SIAM J. Matrix Anal. Appl.*, 31(4): 2130–2145, 2010.
- Oseledets, I. V. Tensor-train decomposition. *SIAM Journal on Scientific Computing*, 33(5):2295–2317, 2011.
- Oseledets, I. V. and Tyrtyshnikov, E. E. Breaking the curse of dimensionality, or how to use svd in many dimensions. *SIAM Journal on Scientific Computing*, 31(5):3744–3759, 2009.
- Oseledets, I. V. and Tyrtyshnikov, E. E. TT-cross approximation for multidimensional arrays. *Linear Algebra and its Applications*, 432(1):70–88, 2010.
- Pfau, D., Spencer, J. S., Matthews, A. G. D. G., and Foulkes, W. M. C. Ab initio solution of the many-electron schrödinger equation with deep neural networks. *Phys. Rev. Research*, 2:033429, Sep 2020.
- Phan, A.-H., Cichocki, A., Uschmajew, A., Tichavský, P., Luta, G., and Mandic, D. P. Tensor networks for latent variable analysis: Novel algorithms for tensor train approximation. *IEEE Transactions on Neural Networks and Learning Systems*, 31(11):4622–4636, 2020.
- Qin, Z., Li, W., and Janoos, F. Sparse reinforcement learning via convex optimization. In Xing, E. P. and Jebara, T. (eds.), *Proceedings of the 31st International Conference on Machine Learning*, volume 32 of *Proceedings of Machine Learning Research*, pp. 424–432, Beijing, China, 22–24 Jun 2014. PMLR.
- Raibert, M. H., H. Benjamin Brown, J., and Cheponis, M. Experiments in balance with a 3d one-legged hopping machine. *The International Journal of Robotics Research*, 3(2):75–92, 1984. doi: 10.1177/027836498400300207. URL <https://doi.org/10.1177/027836498400300207>.
- Ramesh, A., Pavlov, M., Goh, G., Gray, S., Voss, C., Radford, A., Chen, M., and Sutskever, I. Zero-shot text-to-image generation. *ArXiv*, abs/2102.12092, 2021.
- Salimans, T., Ho, J., Chen, X., and Sutskever, I. Evolution strategies as a scalable alternative to reinforcement learning. *ArXiv*, abs/1703.03864, 2017.
- Schulman, J., Levine, S., Abbeel, P., Jordan, M., and Moritz, P. Trust region policy optimization. In Bach, F. and Blei, D. (eds.), *Proceedings of the 32nd International Conference on Machine Learning Research*, pp. 1889–1897, Lille, France, 07–09 Jul 2015. PMLR.
- Schulman, J., Wolski, F., Dhariwal, P., Radford, A., and Klimov, O. Proximal policy optimization algorithms. *ArXiv*, abs/1707.06347, 2017.
- Schwefel, H.-P. *Evolutionsstrategien für die numerische Optimierung*, pp. 123–176. Birkhäuser Basel, Basel, 1977. ISBN 978-3-0348-5927-1.
- Schweidtmann, A. M. and Mitsos, A. Deterministic global optimization with artificial neural networks embedded. *Journal of Optimization Theory and Applications*, 180(3): 925–948, Oct 2018. ISSN 1573-2878.
- Such, F. P., Madhavan, V., Conti, E., Lehman, J., Stanley, K. O., and Clune, J. Deep neuroevolution: Genetic algorithms are a competitive alternative for training deep neural networks for reinforcement learning. *ArXiv*, abs/1712.06567, 2017.
- Todorov, E., Erez, T., and Tassa, Y. Mujoco: A physics engine for model-based control. In *2012 IEEE/RSJ International Conference on Intelligent Robots and Systems*, pp. 5026–5033, 2012.
- Vinyals, O., Babuschkin, I., Czarnecki, W. M., Mathieu, M., Dudzik, A., Chung, J., Choi, D. H., Powell, R., Ewalds, T., Georgiev, P., Oh, J., Horgan, D., Kroiss, M., Danihelka, I., Huang, A., Sifre, L., Cai, T., Agapiou, J. P., Jaderberg, M., Vezhnevets, A. S., Leblond, R., Pohlen, T., Dalibard, V.,

Budden, D., Sulsky, Y., Molloy, J., Paine, T. L., Gulcehre, C., Wang, Z., Pfaff, T., Wu, Y., Ring, R., Yogatama, D., Wünsch, D., McKinney, K., Smith, O., Schaul, T., Lillicrap, T., Kavukcuoglu, K., Hassabis, D., Apps, C., and Silver, D. Grandmaster level in starcraft ii using multi-agent reinforcement learning. *Nature*, 575(7782): 350–354, Nov 2019. ISSN 1476-4687.

Wawrzynski, P. Learning to control a 6-degree-of-freedom walking robot. In *EUROCON 2007 - The International Conference on "Computer as a Tool"*, pp. 698–705, 2007. doi: 10.1109/EURCON.2007.4400335.

Wierstra, D., Schaul, T., Glasmachers, T., Sun, Y., Peters, J., and Schmidhuber, J. Natural evolution strategies. *Journal of Machine Learning Research*, 15(27):949–980, 2014.

Zhao, Q., Sugiyama, M., Yuan, L., and Cichocki, A. Learning efficient tensor representations with ring-structured networks. In *ICASSP 2019 - 2019 IEEE International Conference on Acoustics, Speech and Signal Processing (ICASSP)*, pp. 8608–8612, 2019.

A. Description of MaxVol and TTOpt algorithms

A.1. Maxvol Algorithm

The maxvol algorithm allows to find R rows, denoted by a list I , in an arbitrary nondegenerate matrix $A \in \mathbb{R}^{N \times R}$ ($N > R$) which approximate the maximal-volume submatrix, i.e., $C = A[I, :] \in \mathbb{R}^{R \times R}$ and $C \approx \hat{C}$, where matrix \hat{C} is the maximal-volume submatrix (it has the maximum value of the determinant module on the set of all nondegenerate square submatrices of size R of the given matrix A). It is an NP-hard problem to find the exact maximal-volume submatrix, and hence we adapted an approximate method proposed in the work (Goreinov et al., 2010). For the given tolerance bound ϵ ($\epsilon \geq 1$ and close to one), we find R rows I forming an approximation to the maximal-volume submatrix as follows:

1. Compute the LU-decomposition $A = PLU$ and keep the original permutation of the first R rows (according to the matrix P) in the list I of the length R .
2. Generate the matrix $Q \in \mathbb{R}^{R \times N}$ as a solution to the matrix linear system of equations with an upper triangular matrix U : $U^T Q = A^T$.
3. Generate the matrix $B \in \mathbb{R}^{N \times R}$ as a solution to the matrix linear system of equations with the lower triangular matrix L : $(L[: R, :])^T B^T = Q$.
4. Find the maximum modulo element $b = B_{i,j}$ of the matrix B . If $|b| \leq \epsilon$, then terminate the algorithm¹² by returning the current list I and matrix B .
5. Update matrix $B := B - B[:, j] (B[i, :] - e_j^T) b^{-1}$, where e_j is the j -th unit basis vector.
6. Preserve row permutation $I[j] = i$.
7. Return to step 4.

It can be shown that at each iteration step, k ($k = 1, 2, \dots, K$), within the framework of the presented algorithm, the volume of the submatrix C increases by a factor of ϵ . Therefore, the estimate for the required number of iterations, K , is the following:

$$K = \frac{\log(\|\det(\hat{C})\|) - \log(\|\det(C^{(0)})\|)}{\log \epsilon}, \quad (6)$$

where \hat{C} is the exact maximal-volume submatrix and $C^{(0)}$ is an initial approximation obtained from the LU-

¹²In addition to the indices of the rows I that form the maximal-volume submatrix $C \in \mathbb{R}^{R \times R}$, we also obtain the matrix of coefficients $B \in \mathbb{R}^{N \times R}$ such that $A = BC$.

decomposition (see step 1 above). The computational complexity of the algorithm is the sum of the initialization complexity and complexities of the K iterations, and it turns out to be equal $\mathcal{O}(NR^2 + KNR)$.

To be able to adaptively increase the rank within the framework of the TTOpt algorithm, we need to find $R + \Delta R$ ($R + \Delta R \leq N$) most important rows of the arbitrary non-degenerate matrix $\mathbf{A} \in \mathbb{R}^{N \times R}$ ($N > R$). As a criterion for the importance of rows, we can consider the rectangular volume $\sqrt{\det(\hat{\mathbf{C}}^T \hat{\mathbf{C}})}$ of the corresponding rectangular submatrix $\hat{\mathbf{C}} \in \mathbb{R}^{(R+\Delta R) \times R}$ formed by these rows. The first R rows of the matrix can be obtained by the `maxvol` algorithm. To find additional ΔR rows and a resulting submatrix $\mathbf{C} \in \mathbb{R}^{(R+\Delta R) \times R}$ that is the approximation to the submatrix $\hat{\mathbf{C}}$ of the rectangular maximal-volume, we can use the `rect_maxvol` algorithm proposed in the work (Mikhalev & Oseledets, 2018), which looks in our case as follows:

1. Obtain R indices of rows $\mathbf{I} \in \mathbb{N}^R$ and the coefficient matrix $\mathbf{B} \in \mathbb{R}^{N \times R}$ of the initial approximation using the `maxvol` algorithm.
2. Generate the vector $\mathbf{l} \in \mathbb{R}^N$ containing the norms of the rows: $\mathbf{l}[j] = (\mathbf{B}[j, :])^T \mathbf{B}[j, :]$ ($j = 1, 2, \dots, N$).
3. Find the maximum modulo element of the vector \mathbf{l} , i.e. $i = \text{argmax}(\mathbf{l})$.
4. If the current length $R + \Delta R$ of the vector \mathbf{I} is greater than or equal to $R^{(max)}$ or $\mathbf{l}[i] \leq \tau^2$, then terminate the algorithm¹³ by returning the current list \mathbf{I} and matrix \mathbf{B} .

5. Update the coefficient matrix

$$\mathbf{B} := \left[\mathbf{B} - \frac{\mathbf{B}(\mathbf{B}_{i,:})^T \mathbf{B}[i,:]}{1 + \mathbf{B}[i,:](\mathbf{B}[i,:])^T} \quad \frac{\mathbf{B}(\mathbf{B}[i,:])^T}{1 + \mathbf{B}[i,:](\mathbf{B}[i,:])^T} \right].$$

6. Update the vector of row norms

$$\mathbf{l}[j] := \mathbf{l}[j] - \frac{|\mathbf{B}[j, :]\mathbf{B}[i, :]|^2}{1 + \mathbf{B}[i, :](\mathbf{B}[i, :])^T}, \quad j = 1, 2, \dots, N.$$

7. Add current line number i to the list \mathbf{I} .
8. Return to step 3.

The approximate computational complexity of this algorithm according to the work (Mikhalev & Oseledets, 2018) is $\mathcal{O}(NR^2)$, and the expected number of rows in the resulting submatrix is $2R - 1$ for the case $\tau = 1$.

¹³As a criterion for stopping the algorithm, we consider either the achievement of the maximum number of rows in the maximal-volume submatrix ($R^{(max)}$), or the sufficient smallness of the norms of the remaining rows in the matrix of coefficients \mathbf{B} .

A.2. TTOpt Algorithm

In Algorithm 1 we present the details of the TTOpt implementation. The scheme for updating the indices of interest is demonstrated in Algorithm 2 (function `update_left`; right to left direction of iterations) and in Algorithm 3 (function `update_right`; left to right direction of iterations). The requests to the objective function and preprocessing of obtained values are presented in Algorithm 4 (function `eval`).

First, we build one-dimensional uniform grids \mathbf{x}_i ($i = 1, 2, \dots, d$) for the function argument along each mode, using the given location of the rectangular search domain Ω . Note that, if necessary, arbitrary nonuniform grids can be used, taking into account the specific features of the function under consideration.

Algorithm 1 Multivariable function minimizer TTOpt.

Data: function $\mathbf{J}(\boldsymbol{\theta})$, where $\boldsymbol{\theta} \in \Omega \subset \mathbb{R}^d$; boundary points for the rectangular spatial area $\Omega = [a_1, b_1] \times [a_2, b_2] \times \dots \times [a_d, b_d]$; number of grid points for every dimension N_1, N_2, \dots, N_d ; number of inner iterations (sweeps) k_{max} ; maximum TT-rank r_{max} .

Result: approximation of the spatial point $\boldsymbol{\theta}_{min} \in \mathbb{R}^d$ at which the function \mathbf{J} reaches its minimum in the region Ω and related function value $\mathbf{J}_{min} \in \mathbb{R}$.

// Construct the uniform grid $\mathbf{x}_1, \mathbf{x}_2, \dots, \mathbf{x}_d$:

Set $\mathbf{x}_i[m] = a_i + (b_i - a_i) \cdot \frac{m-1}{N_i-1}$

for all $i = 1, \dots, d$ and $m = 1, 2, \dots, N_i$.

// Initialize the TT-ranks R_0, R_1, \dots, R_d :

Set $R_0 = 1$.

for $i = 1$ **to** $(d - 1)$ **do**

 Set $R_i = \min(R_{i-1} \cdot N_i, r_{max})$.

Set $R_d = 1$.

// Initialize set of points of interest $\mathbf{X}_0, \mathbf{X}_1, \dots, \mathbf{X}_d$:

Set $\mathbf{X}_0 = \text{None}$.

for $i = 0$ **to** $(d - 2)$ **do**

 Set $\mathbf{G}_i = \text{random}(R_i \cdot N_i, R_{i+1})$.

 Compute QR-decomposition $\mathbf{Q}, \mathbf{R} = \text{QR}(\mathbf{G}_i)$.

 Compute indices $\mathbf{m}_{opt} = \text{maxvol}(\mathbf{Q})$.

 Set $\mathbf{X}_{i+1} = \text{update_right}(\mathbf{X}_i, \mathbf{x}_i, N_i, R_i, \mathbf{m}_{opt})$.

Set $\mathbf{X}_d = \text{None}$.

// Iterate in a loop to find optimal $\boldsymbol{\theta}_{min}$ and \mathbf{J}_{min} :

Set $\boldsymbol{\theta}_{min} = \text{None}$ and $\mathbf{J}_{min} = +\infty$.

for $k = 1$ **to** k_{max} **do**

 // Traverse the TT-cores from right to left:

for $i = d$ **to** 1 **do**

 Compute $\mathbf{z}, \boldsymbol{\theta}_{min}, \mathbf{J}_{min} = \text{eval}(\ast)$.

 Reshape \mathbf{z} to matrix $\mathbf{Z} \in \mathbb{R}^{R_i \times n_i \times R_{i+1}}$.

 Compute $\mathbf{Q}, \mathbf{R} = \text{QR}(\mathbf{Z}^T)$.

 Compute indices $\mathbf{m}_{opt} = \text{rect_maxvol}(\mathbf{Q}[:, 0 : R[i]])$.

 Set $\mathbf{X}_i = \text{update_left}(\mathbf{X}_{i+1}, \mathbf{x}_i, N_i, R_{i+1}, \mathbf{m}_{opt})$.

 // Traverse the TT-cores from left to right:

for $i = 1$ **to** d **do**

 Compute $\mathbf{z}, \boldsymbol{\theta}_{min}, \mathbf{J}_{min} = \text{eval}(\ast)$.

 Reshape \mathbf{z} to matrix $\mathbf{z} \in \mathbb{R}^{R_i \cdot n_i \times R_{i+1}}$.

 Compute $\mathbf{Q}, \mathbf{R} = \text{QR}(\mathbf{Z})$.

 Compute indices $\mathbf{m}_{opt} = \text{rect_maxvol}(\mathbf{Q})$.

 Set $\mathbf{X}_i = \text{update_right}(\mathbf{X}_{i+1}, \mathbf{x}_i, N_i, R_{i+1}, \mathbf{m}_{opt})$.

return $(\boldsymbol{\theta}_{min}, \mathbf{J}_{min})$.

Algorithm 2 Function `update_left` to update points of interest when traverse the tensor modes from right to left.

Data: current set of points for the $(i + 1)$ -th mode \mathbf{X}_{i+1} ; grid points \mathbf{x}_i ; number of grid points N_i ; TT-rank R_{i+1} ; list of indices to be selected \mathbf{m}_{opt} .

Result: new set of points \mathbf{X}_i .

Set $\mathbf{W}_1 = \mathbf{ones}(R_{i+1}) \otimes \mathbf{x}_i$

Set $\mathbf{W}_2 = \mathbf{X}_{i+1} \otimes \mathbf{ones}(N_i)$

Set $\mathbf{X}_i = [\mathbf{W}_1, \mathbf{W}_2]$.

Select subset of rows $\mathbf{X}_i = \mathbf{X}_i[\mathbf{m}_{opt}, :]$.

return \mathbf{X}_i .

Algorithm 3 Function `update_right` to update points of interest when traverse the tensor modes from left to right.

Data: current set of points for the i -th mode \mathbf{X}_i ; grid points \mathbf{x}_i ; number of grid points N_i ; TT-rank R_i ; list of indices to be selected \mathbf{m}_{opt} .

Result: new set of points \mathbf{X}_{i+1} .

Set $\mathbf{W}_1 = \mathbf{ones}(N_i) \otimes \mathbf{X}_i$.

Set $\mathbf{W}_2 = \mathbf{x}_i \otimes \mathbf{ones}(R_i)$.

Set $\mathbf{X}_{i+1} = [\mathbf{W}_1, \mathbf{W}_2]$.

Select subset of rows $\mathbf{X}_{i+1} = \mathbf{X}_{i+1}[\mathbf{m}_{opt}, :]$.

return \mathbf{X}_{i+1} .

Algorithm 4 Function `eval` to compute the target function in points of interest.

Data: \mathbf{X}_i ; \mathbf{X}_{i+1} ; R_i ; N_i ; R_{i+1} ; \mathbf{J} ; θ_{min} , \mathbf{J}_{min} (see Algorithm 1 for details).

Result: transformed function values $\mathbf{z} \in \mathbb{R}^{R_i \cdot N_i \cdot R_{i+1}}$, updated θ_{min} and \mathbf{J}_{min} .

Set $\mathbf{W}_1 = \mathbf{ones}(N_i \cdot R_{i+1}) \otimes \mathbf{X}_i$.

Set $\mathbf{W}_2 = \mathbf{ones}(R_{i+1}) \otimes \mathbf{x}_i \otimes \mathbf{ones}(R_i)$.

Set $\mathbf{W}_3 = \mathbf{X}_{i+1} \otimes \mathbf{ones}(R_i \cdot N_i)$.

Set $\mathbf{X}^{curr} = [\mathbf{W}_1, \mathbf{W}_2, \mathbf{W}_3] \in \mathbb{R}^{R_i \cdot N_i \cdot R_{i+1} \times d}$.

// Compute function for each point in \mathbf{X}^{curr} :

Set $\mathbf{y}^{curr} = \mathbf{J}(\mathbf{X}^{curr})$.

if $\min(\mathbf{y}^{curr}) < \mathbf{J}_{min}$ **then**

 Set $m_{min} = \mathit{argmin}(\mathbf{y}^{curr})$.

 Set $\theta_{min} = \mathbf{X}^{curr}[m_{min}, :]$.

 Set $\mathbf{J}_{min} = \mathbf{y}^{curr}[m_{min}]$.

// Compute smooth function for each value in \mathbf{y}^{curr} :

Set $\mathbf{z} = \frac{\pi}{2} - \arctan(\mathbf{y}^{curr} - \mathbf{J}_{min})$.

return $(\mathbf{z}, \theta_{min}, \mathbf{J}_{min})$.

We then initialize the TT-ranks of the tensor with the passed value r_{max} . If necessary, we reduce some of the ranks to satisfy the condition $R_{i-1}N_i \geq R_i$ ($i = 1, 2, \dots, d - 1$). Note that in this case, for all TT-cores $\mathcal{G}_i \in \mathbb{R}^{R_{i-1} \times N_i \times R_i}$ ($i = 1, 2, \dots, d$), the right unfolding matrices $\mathbf{G}_i^{(2)} \in \mathbb{R}^{R_{i-1} \cdot N_i \times R_i}$ will turn out to be ‘‘tall’’ matrices, that is, their number of rows is not less than the number of columns, and

hence we can apply `maxvol` and `rect_maxvol` algorithms to these matrices.

After that, we initialize the discrete points of interest using a random TT-tensor having previously selected ranks. For each mode, we construct a random TT-core and then find the R_{i+1} most important rows in \mathbf{Q} -factor of the QR-decomposition of its unfolding matrix using `maxvol` algorithm. The function `update_right` combines points for successive unfoldings of the original tensor.

Then, in a loop, we traverse all tensor modes in the direction from right to left and back, using the corresponding values of the objective function to refine the selected rows and columns. For each k -th mode of the tensor we evaluate the submatrix $\mathbf{J}_k^{(C)} \in \mathbb{R}^{R_{k-1} \cdot N_k \times R_k}$ of the corresponding unfolding matrix, compute its QR decomposition, find the row indices of the rectangular maximal-volume submatrix $\hat{\mathbf{J}}_k \in \mathbb{R}^{(R_k + \Delta R_k) \times R_k}$ of the \mathbf{Q} factor and add resulting indices of the original tensor to the index set \mathbf{X}_k .

The points for target function evaluation in Algorithm 4 are selected as a merged left and right index sets, constructed from previous `rect_maxvol` computations. After each request to the objective function, we update the current optimal value J_{min} , and then transform the calculated values by the mapping (5).

B. Additional Experiments

B.1. Experiments with benchmark functions

In Section 3.1 we compared the TTOpt solver¹⁴ with baseline methods, applied to various model functions (Jamil & Yang, 2013). The list of functions is presented in Table 3. For each function, we provide the lower/upper grid bounds (a and b) and global minimum (J_{min}). Note that all benchmarks, except the Rosenbrock function, are multimodal (have two or more local optima), introducing additional complications into the optimization problem.

The main configurable parameters of our solver are the mode size (N ; $N = 2^q$ in the case of quantization, where q is the number of submodes in the quantized tensor); the rank (R) and the limit on the number of requests to the objective function (M). The choice of these parameters can affect the final accuracy of the optimization process.

Below we present the results of the studies of parameter importance. In all calculations, we fixed the non-varying parameters at the values provided in Section 3.1.

¹⁴We implemented the TTOpt algorithm in a python package with detailed documentation, demos, and reproducible scripts for all benchmark calculations.

Table 3. Benchmark functions for comparison of the considered optimization algorithms. For each function, we present the lower grid bound (a), the upper grid bound (b), and the global minimum (J_{min}). Note that J_{min} for the Michalewicz function is given for the 10-dimensional case.

Function	a	b	J_{min}
Ackley	-32.768	32.768	0.
Grienwank	-600	600	0.
Michalewicz	0	π	-9.66015
Rastrigin	-5.12	5.12	0.
Rosenbrock	-2.048	2.048	0.
Schwefel	-500	500	0.

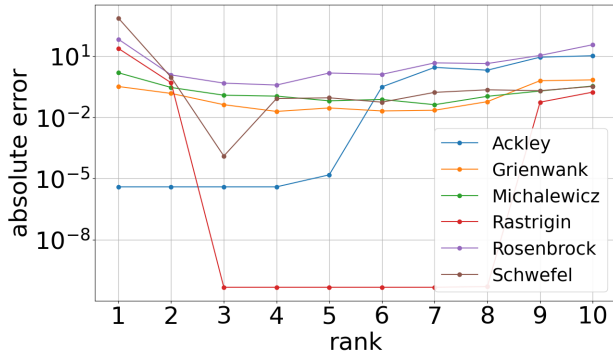


Figure 4. The dependence of the final error (absolute deviation of the obtained value from the exact minimum) on the rank for various benchmark functions. The reported values are averaged over ten independent runs.

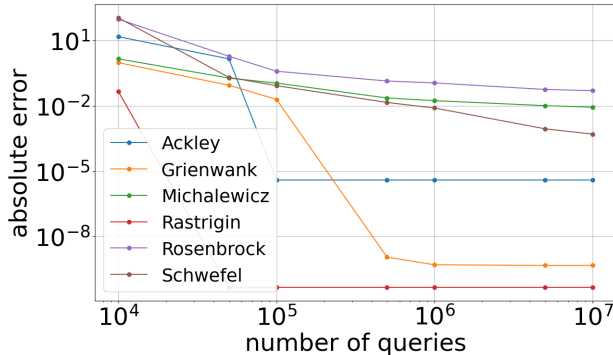


Figure 5. The dependence of the final error (absolute deviation of the obtained value from the exact minimum) on the number of target function calls for various benchmark functions. The reported values are averaged over ten independent runs.

Mode size influence. To reach high accuracy, we need fine grids. As we indicated in Section 2.6, in this case, the quantization of the tensor modes seems attractive. We reshape the original d -dimensional tensor $\mathcal{J} \in \mathbb{R}^{N_1 \times N_2 \times \dots \times N_d}$ into the tensor $\tilde{\mathcal{J}} \in \mathbb{R}^{2 \times 2 \times \dots \times 2}$ of a higher dimension $d \cdot q$, but with smaller modes of size 2, and apply the TTOpt algorithm to this “long” tensor instead of the original one.

In Table 4 we present the comparison of optimization results for the basic algorithm without quantization (it is indicated in the table as “TT”) and for the improved algorithm with quantization (it is indicated in the table as “QTT”). For each value N of the mode size, we choose the number of submodes in the quantized tensor as $q = \log_2 N$. The QTT-solver gives several orders of magnitude more accurate results than the TT-solver. At the same time, for the QTT-solver, a regular decrease in the error is observed with an increase in the mode size. Thus, for the stable operation of gradient-free optimization methods based on the low-rank tensor approximations, it is necessary to quantize the modes of the original tensor.

Rank influence. The rank (the size of the maximal-volume submatrices) determines how many points are queried at each iteration of the TTOpt algorithm, and this parameter is similar to population size in evolutionary algorithms. Small maximal-volume submatrices may give a better bound for maximal element (see Eq. 3), but finding small submatrices may be more challenging for the algorithm and may lead to numerical instabilities. At the same time, when choosing rank R , we should take into account that the algorithm will need $2 \cdot T \cdot (dq) \cdot P \cdot R^2$ function calls, where T is a number of sweeps (it should be at least 1, however, for better convergence, it is worth taking values of 4 – 5) and $P = 2$ is a submode size. Hence we have inequality $R \leq \sqrt{\frac{M}{4 \cdot T \cdot d \cdot q}}$, where M is a given limit on the number of function requests.

In Figure 4 we demonstrate the dependence of the TTOpt’s accuracy on the rank. As can be seen, with small ranks (1 or 2), we have too low accuracy for most benchmarks. At the same time, the accuracy begins to drop at too high rank values (7 or more), which is due to the insufficient number of sweeps taken by the algorithm for convergence.

Number of function queries influence. The number of requests to the objective function can be determined automatically based on algorithm iterations. Thus, with a total number of sweeps T , we will have $\mathcal{O}(T \cdot d \cdot \max_{1 \leq k \leq d} (N_k R_k^2))$ calls to the objective function. However, in practice, it turns out to be more convenient to limit the maximum number of function calls, M , according to the computational budget.

TTOpt

Table 4. Comparison of the “direct” (TT) and “quantized” (QTT) TTOpt solvers in terms of the final error (absolute deviation of the obtained value from the exact minimum) for various benchmark functions. The reported values are averaged over ten independent runs.

MODE SIZE		ACKLEY	GRIENWANK	MICHALEWICZ	RASTRIGIN	ROSENBROCK	SCHWEFEL
256	TT	5.3E+00	1.0E+00	9.8E-02	8.0E-01	1.6E+01	4.5E-01
	QTT	1.2E+00	1.0E+00	1.1E-01	8.0E-01	2.0E-01	4.5E-01
1024	TT	1.8E+01	1.3E+02	3.1E+00	7.6E+01	1.6E+03	1.4E+03
	QTT	1.8E-01	2.0E-01	6.7E-02	5.0E-02	2.4E-01	2.8E-02
4096	TT	2.0E+01	1.8E+02	6.6E+00	1.2E+02	2.1E+03	2.8E+03
	QTT	3.5E-02	3.2E-02	7.0E-02	3.1E-03	6.3E-01	1.1E-01
16384	TT	2.0E+01	1.4E+02	6.4E+00	1.1E+02	1.9E+03	3.0E+03
	QTT	8.2E-03	7.8E-03	7.4E-02	1.9E-04	4.1E-01	4.6E-02
65536	TT	2.1E+01	2.4E+02	7.9E+00	1.6E+02	3.6E+03	3.6E+03
	QTT	2.0E-03	5.1E-03	1.0E-01	1.2E-05	4.3E-01	4.1E-02
262144	TT	2.1E+01	3.0E+02	8.2E+00	1.7E+02	4.4E+03	3.8E+03
	QTT	5.0E-04	1.3E-02	7.0E-02	7.6E-07	4.1E-01	6.6E-02
1048576	TT	2.1E+01	3.1E+02	8.2E+00	1.8E+02	4.0E+03	3.7E+03
	QTT	1.3E-04	8.2E-03	9.5E-02	4.7E-08	5.2E-01	6.9E-02

Table 5. The result of the TTOpt optimizer in terms of the final error ϵ (absolute deviation of the obtained optimal value relative to the global minimum) and computation time τ (in seconds) for various benchmark functions and various dimension numbers.

DIMENSION	QUERIES		ACKLEY	GRIENWANK	RASTRIGIN	ROSENBROCK	SCHWEFEL
25	$2.5 \cdot 10^5$	ϵ	3.9E-06	3.7E-02	1.2E-10	1.2E-00	3.2E-04
		τ	10.8	12.0	11.3	10.9	10.7
50	$5.0 \cdot 10^5$	ϵ	3.9E-06	3.7E-02	2.3E-10	1.1E-00	6.4E-04
		τ	34.9	37.4	38.6	37.4	37.3
100	$1.0 \cdot 10^6$	ϵ	3.9E-06	3.7E-02	4.6E-10	1.9E-00	1.3E-03
		τ	137.8	136.7	138.6	138.3	128.1
250	$2.5 \cdot 10^6$	ϵ	3.9E-06	2.5E-02	1.2E-09	4.0E+00	3.2E-03
		τ	817.8	800.7	838.6	814.7	753.9
500	$5.0 \cdot 10^6$	ϵ	3.9E-06	1.7E-02	2.3E-09	8.0E+00	6.4E-03
		τ	3238.2	3213.9	3308.5	3472.5	3258.5

Table 6. Comparison of the TTOpt optimizer versus Bayesian optimization (Merrill et al., 2021) baselines in terms of the final error ϵ (absolute deviation of the obtained optimal value relative to the global minimum) and computation time τ (in seconds) for various 10-dimensional benchmark functions. Note that τ values for Simultaneous Optimistic Optimization (SOO), Direct Simultaneous Optimistic Optimization (dSOO), Locally Oriented Global Optimization (LOGO) and Random Optimization (RANDOM) refers to the time measured for a compiled C-code, while our TTOpt optimizer is implemented in python, and will be more time-efficient if written in C.

		ACKLEY	RASTRIGIN	ROSENBROCK	SCHWEFEL
TTOPT	ϵ	3.9E-06	4.6E-11	3.9E-01	8.4E-02
	τ	1.23	1.21	1.18	1.21
dSOO	ϵ	4.0E-10	2.0E+00	8.1E+00	5.3E+02
	τ	8.10	7.20	7.75	7.01
SOO	ϵ	9.0E-10	2.29E+00	7.0E+02	5.2E+02
	τ	7.44	7.57	0.66	7.31
LOGO	ϵ	1.2E-09	3.44E+01	7.9E+00	5.3E+02
	τ	6.80	0.77	7.06	7.51
RANDOM	ϵ	1.1E+01	2.29E+00	1.5E+00	1.2E+03
	τ	0.78	7.34	7.25	0.77

In Figure 5 the dependence of the accuracy on the total number of requests, M , to the objective function is presented. Predictably, as M increases, the accuracy also increases. The plateau for some of the benchmarks is associated with the dependence of the result on the remaining parameters (R , q) of the TTOpt solver.

Function dimensionality influence. One of the advantages of the proposed approach is the possibility of its application to essentially multidimensional functions. In Table 5 we present the results of TTOpt for various dimension numbers of the function input¹⁵. Note that as a limit on the number of requests to the objective function, we chose $10^4 \cdot d$, and the values of the remaining parameters were chosen the same as above. As can be seen, even for 500-dimensional functions, the TTOpt method gives a fairly accurate result.

B.2. Comparison with Bayesian optimization

In Table 6 we present the results of TTOpt and several Bayesian methods for various benchmarks. Note that in all cases as a limit on the number of requests to the objective function, we chose 10^5 , and the values of the remaining parameters were chosen the same as above.

B.3. Formulation of reinforcement learning problem as black-box optimization task

Here we describe a typical reinforcement learning setting within Markov decision process formalism. The agent acts in the environment that has a set of states S . In each state $s \in S$ the agent takes an action from a set of actions $a \in A$. Upon taking this action, the agent receives a local reward $r(s, a)$ and reaches a new state s' , determined by the transition probability distribution $\mathcal{T}(s' | s, a)$. The policy $\pi(a | s)$ specifies which action the agent will take depending on its current state. Upon taking T (T is also called horizon) actions, the agent receives a cumulative reward, defined as

$$J = \sum_{t=0}^{T-1} \gamma^t r(s_t, a_t), \quad (7)$$

where $\gamma \in [0, 1]$ is the discounting factor, specifies the relevance of historic rewards for the current step.

The goal of the agent is to find the policy $\pi^*(a | s)$ that maximizes the expected cumulative reward J over the agent’s lifetime. In policy-based approaches, the policy is approximated by a function $\pi(a | s, \theta)$ (for example, a neural network), which depends on a vector of parameters θ . It follows then that the cumulative reward is a function of the

¹⁵We removed the Michalewicz function from benchmarks, since its optima is known only for 2, 5 and 10-dimensional cases.

Table 7. The mean and standard deviation ($\mathbb{E} \pm \sigma$) of final cumulative reward before and after fine-tuning with TTOpt. The policy’s weights are from the original repository of ARS (Mania et al., 2018).

	ARS (MANIA ET AL., 2018)	ARS TTOPT(2 ⁸)
ANT-V3	4972.48±21.58	5039.90±57.00
HALFCHEETAH-V3	6527.89±82.70	6840.39±87.41
HOPPER-V3	3764.74±355.08	3296.49±11.81
HUMANOID-V3	11439.79±51.44	11560.01±54.08
SWIMMER-V3	354.43±2.32	361.87±1.76
WALKER2D-V3	11519.77±112.55	11216.25±88.32

Table 8. The number of hidden units in each layer of convolutional policy h , the total number of parameters d , the sizes of the state and action spaces A and S , the rank R and the activation function between the layers (Act.). The average number of function queries per iteration (population size) in the case of TTOpt and ES baselines, respectively, is denoted by Q (the values separated by a comma). The number of seeds is S_d .

	H	D	S	A	R	Act.	Q	S_d
S	8	55	8	2	3	TANH	55, 64	7
I	4	26	4	1	3	TANH	57, 64	7
L	8	55	8	2	3	RELU	53, 64	7
H	4	44	17	6	5	TANH	120, 128	7

parameters of the agent:

$$J(\theta) = \mathbb{E}_{(s_t, a_t) \sim \mathcal{T}, \pi} \left[\sum_{t=0}^{T-1} \gamma^t r(s_t, a_t) \right], \quad (8)$$

where $r(s_t, a_t) \sim r(s_t, \pi(s_{t-1} | \theta))$. In case of episodic tasks we can assume $\gamma = 1$. Finding an optimal policy can be done by maximizing the cumulative reward J with respect to parameters θ :

$$\pi^*(a | s) = \pi(a | s, \theta^*), \quad (9)$$

where $\theta^* \simeq \operatorname{argmax} J(\theta)$. Notice that J may be non-differentiable due to the stochastic nature of \mathcal{T} or the definition of r , depending on a particular problem formulation. However, this does not pose a problem for direct optimization algorithms.

B.4. Constraint Handling in Evolutionary Algorithms

There are two options to satisfy constraints in evolutionary computation called projection and penalization. These steps can be represented as two functions, $\theta_p = f_{proj}(\theta)$, and $f_{pen}(\theta_p, \theta)$ with a regularization term:

$$J_p(\theta) = J(\theta_p) - \lambda f_{pen}(\theta_p, \theta). \quad (10)$$

In this work, we use the constraint functions described below. *CDF projection* is applied in experiments with mode size $N = 3$ (Table 2). The idea is to use the cumulative density function to map normally distributed parameters of the policies to $\{-1, 0, 1\}$ set:

$$\boldsymbol{\theta} = \begin{cases} -1 & \text{CDF}(\boldsymbol{\theta}) \leq \frac{1}{3}, \\ 0 & \text{CDF}(\frac{1}{3}) < \text{CDF}(\boldsymbol{\theta}) < \frac{2}{3}, \\ 1 & \text{CDF}(\boldsymbol{\theta}) \geq \frac{2}{3}. \end{cases} \quad (11)$$

Uniform projection is applied when $N = 256$ in experiments shown in Table 2. In this case, the idea is to keep the value if it satisfies the bounds, otherwise, we draw a new sample uniformly from a grid defined in Algorithm 1:

$$\theta_p^i = \begin{cases} \theta^i, & \text{if } L \leq \theta^i \leq U, \\ \mathbf{x}_i[k], & \text{otherwise.} \end{cases} \quad (12)$$

Quadratic penalty is applied in all experiments. If L and U are the bounds, then $f_{pen}(\boldsymbol{\theta}_p, \boldsymbol{\theta}) = \sum_{i:\theta^i < L} (L - \theta^i)^2 + \sum_{i:\theta^i > U} (\theta^i - U)^2$. We set $\lambda = 0.1$ in all experiments.

B.5. Reinforcement Learning Experiments

Figure 6 and Figure 7 show training curves for all tested environments which were not included in the main text.

Fine-tuning of Linear Policies. We use TTOpt to fine-tune Augmented Random Search (ARS) (Mania et al., 2018) linear policies obtained from the original paper. The cost function is the average of seven independent episodes with fixed random seeds. The upper and lower grid bounds are estimated using statistics of pre-trained linear policies: $b_i = \theta_i \pm \alpha \cdot \sigma(\boldsymbol{\theta})$ with $\alpha = 0.1$. For Ant, Humanoid (Erez et al., 2011), Walker (Erez et al., 2011) and HalfCheetah (Wawrzynski, 2007) we select $\alpha = 0.5$, and for Swimmer (Coulom, 2002) and Hopper (Raibert et al., 1984) we set $\alpha = 1$.

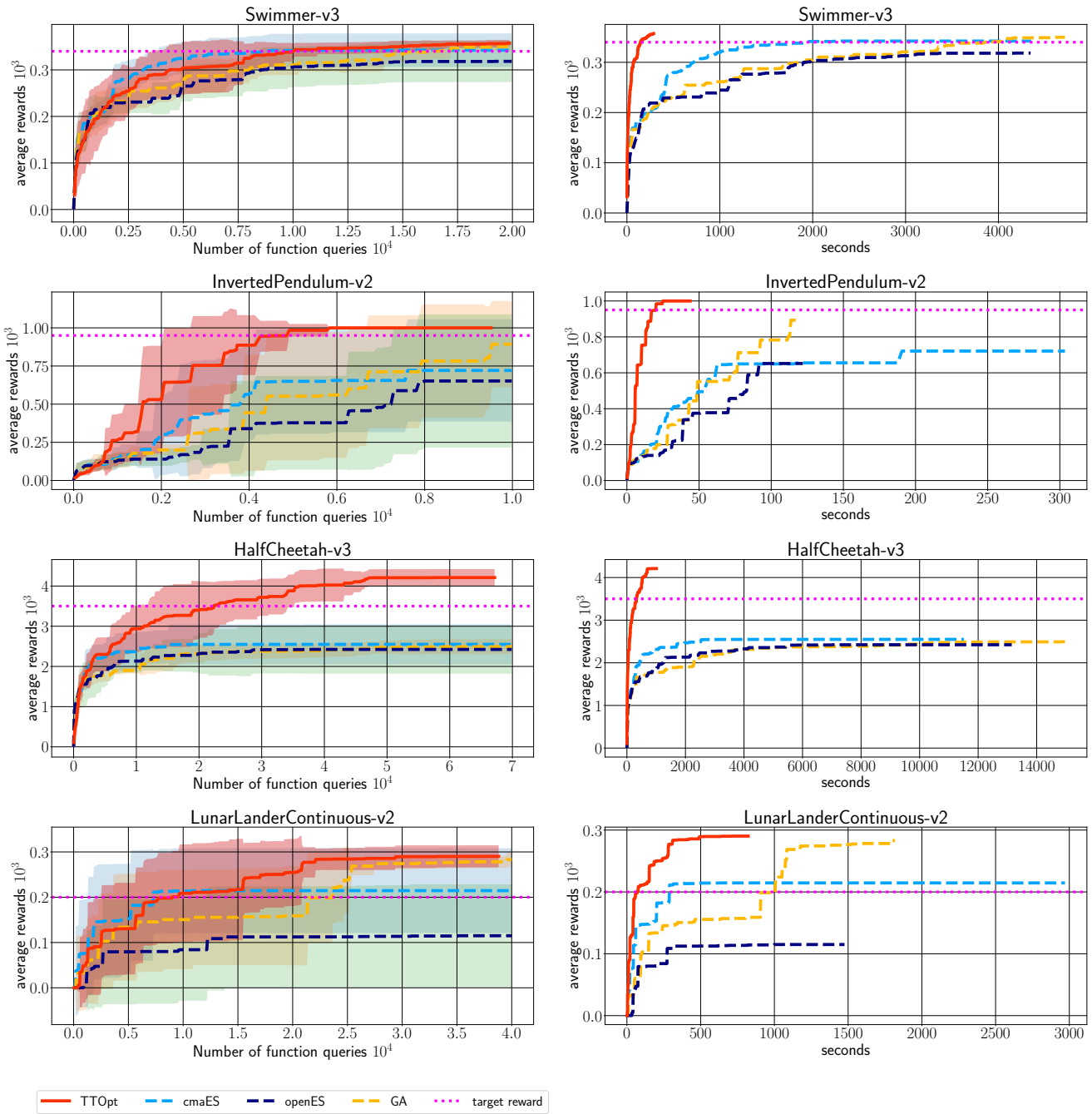


Figure 6. Training curves of TTOpt and baselines for $N = 3$ possible weight values: $(-1, 0, 1)$. Left is the dependence of the average cumulative reward on the number of interactions with the environment (episodes). Right is the same reward depending on the execution time. The reward is averaged for seven seeds. The shaded area shows the difference of one standard deviation around the mean.

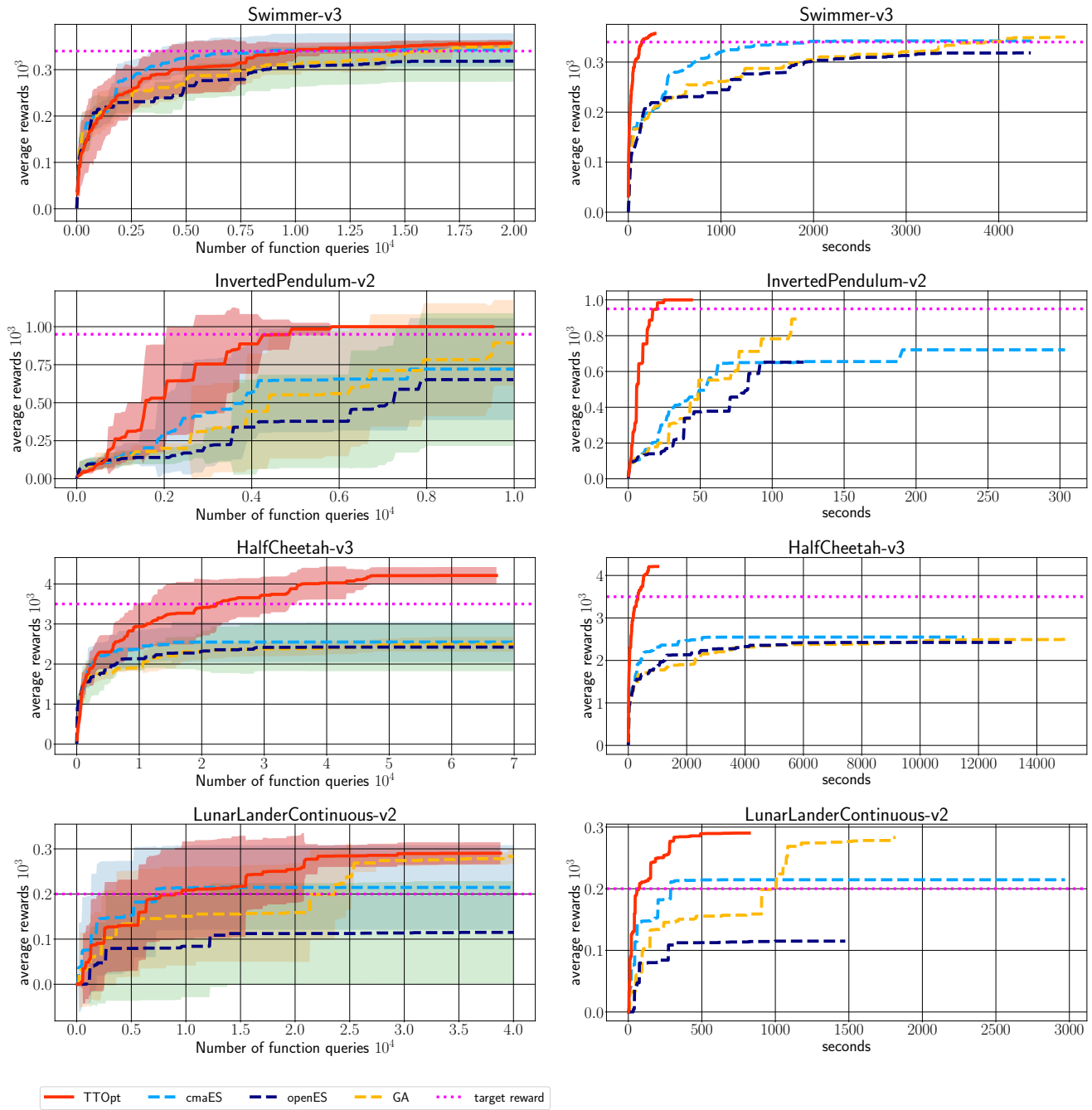


Figure 7. Training curves of TTOpt and baselines for $N = 256$ possible weight values. Left is the dependence of the average cumulative reward on the number of interactions with the environment (episodes). Right is the same reward depending on the execution time. The reward is averaged for seven seeds. The shaded area shows the difference of one standard deviation around the mean.

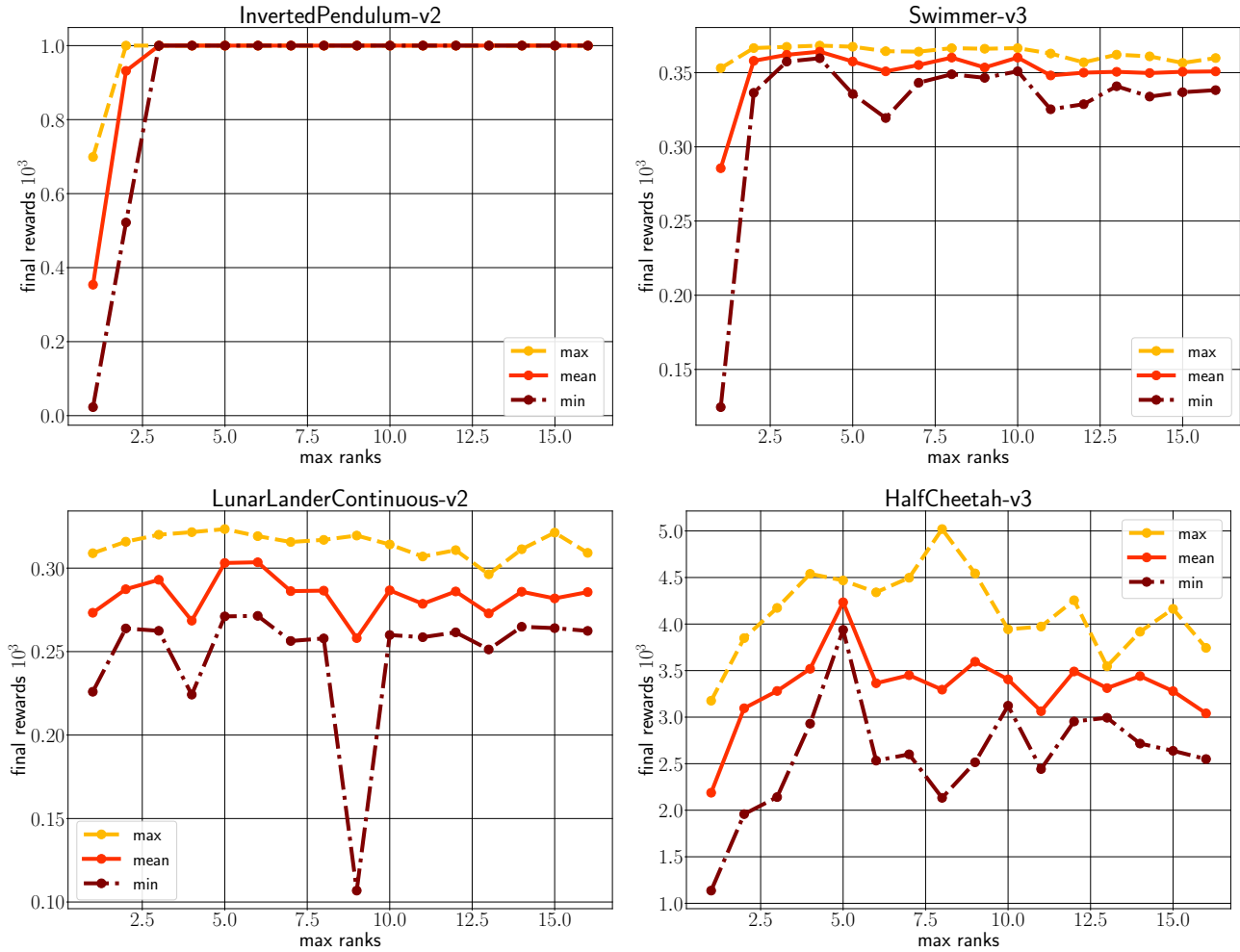


Figure 8. The dependency of the final cumulative reward on rank. The mean, the minimum, and the maximum over seven random seeds are presented. The mode size is $N = 3$.